

No.	Rider	Nat	Team	Bike	Class	Time	Gap	Rel.	Laps	Speed	
										Avg	Max
1	54 T. RAZGATLIOGLU	TUR	ROKIT BMW Motorrad WorldSBK Team	BMW M1000 RR		1'31.205			5	166,254	299,2
2	11 N. BULEGA	ITA	Aruba.it Racing - Ducati	Ducati Panigale V4R		1'31.338	0.133	0.133	5	166,012	297,6
3	87 R. GARDNER	AUS	GYTR GRT Yamaha WorldSBK Team	Yamaha YZF R1		1'31.416	0.211	0.078	6	165,870	293,6
4	9 D. PETRUCCI	ITA	Barni Spark Racing Team	Ducati Panigale V4R	IND	1'31.578	0.373	0.162	6	165,577	300,8
5	31 G. GERLOFF	USA	Bonovo Action BMW	BMW M1000 RR		1'31.725	0.520	0.147	6	165,312	301,6
6	65 J. REA	GBR	Pata Prometeon Yamaha	Yamaha YZF R1		1'31.758	0.553	0.033	6	165,252	293,6
7	1 A. BAUTISTA	ESP	Aruba.it Racing - Ducati	Ducati Panigale V4R		1'31.771	0.566	0.013	5	165,229	296,8
8	60 M. VAN DER MARK	NED	ROKIT BMW Motorrad WorldSBK Team	BMW M1000 RR		1'31.805	0.600	0.034	5	165,167	299,2
9	29 A. IANNONE	ITA	Team GoEleven	Ducati Panigale V4R	IND	1'31.889	0.684	0.084	6	165,016	299,2
10	55 A. LOCATELLI	ITA	Pata Prometeon Yamaha	Yamaha YZF R1		1'31.903	0.698	0.014	6	164,991	294,4
11	21 M. RINALDI	ITA	Team Motocorsa Racing	Ducati Panigale V4R	IND	1'32.032	0.827	0.129	6	164,760	296,0
12	7 I. LECUONA	ESP	Team HRC	Honda CBR1000 RR-R		1'32.266	1.061	0.234	6	164,342	290,5
13	45 S. REDDING	GBR	Bonovo Action BMW	BMW M1000 RR		1'32.312	1.107	0.046	6	164,260	296,8
14	97 X. VIERGE	ESP	Team HRC	Honda CBR1000 RR-R		1'32.320	1.115	0.008	6	164,246	303,3
15	47 A. BASSANI	ITA	Kawasaki Racing Team WorldSBK	Kawasaki ZX-10RR		1'32.382	1.177	0.062	6	164,136	294,4
16	14 S. LOWES	GBR	ELF Marc VDS Racing Team	Ducati Panigale V4R	IND	1'32.399	1.194	0.017	5	164,106	289,7
17	22 A. LOWES	GBR	Kawasaki Racing Team WorldSBK	Kawasaki ZX-10RR		1'32.403	1.198	0.004	5	164,099	292,8
18	77 D. AEGERTER	SUI	GYTR GRT Yamaha WorldSBK Team	Yamaha YZF R1		1'32.558	1.353	0.155	6	163,824	297,6
19	28 B. RAY	GBR	Yamaha Motoxrcing WorldSBK Team	Yamaha YZF R1	IND	1'32.573	1.368	0.015	6	163,797	292,8
20	5 P. OETTL	GER	GMT94 Yamaha	Yamaha YZF R1	IND	1'33.000	1.795	0.427	6	163,045	291,2
21	53 T. RABAT	ESP	Kawasaki Puccetti Racing	Kawasaki ZX-10RR	IND	1'33.101	1.896	0.101	6	162,868	296,0
22	36 L. MERCADO	ARG	PETRONAS MIE Racing Honda	Honda CBR1000 RR-R	IND	1'33.382	2.177	0.281	6	162,378	291,2
23	79 H. GILLIM	USA	PETRONAS MIE Racing Honda	Honda CBR1000 RR-R	IND	1'33.716	2.511	0.334	6	161,799	288,9

Qualifying Lap Time (105% of 1'31.205): 1'35.766

AIR	Humidity:	55%	Temp:	24°C
TRACK	Condition:	Dry	Temp:	32°C

Records	Pole	(SP)	2024 T.Razgatioglu	1'30.064	168,360	Km/h
	Race	(SPRC)	2022 T.Razgatioglu	1'31.180	166,300	Km/h
	All Times	(SP)	2024 T.Razgatioglu	1'30.064	168,360	Km/h

Start 09:00 End 09:13 The results are provisional until the end of the time limit for protests and appeals and the completion of the technical checks.

These data/results cannot be reproduced, stored and/or transmitted in whole or in part by any manner of electronic, mechanical, photocopying, recording, broadcasting or otherwise now known or herein after developed without the previous express consent by the copyright owner, except for reproduction in daily press and regular printed publications on sale to the public within 60 days of the event related to those data/results and always provided that copyright symbol appears together as follows below.

© DORNA WSBK ORGANIZATION Srl 2024

Session Highlights

Local Time	No. Rider	Description
09.00.00		Start of Session
09.02.36	29 A. IANNONE	#29 On the Gravel - Rejoined - Turn 7
09.03.25	31 G. GERLOFF	#31 Current Lap Time Cancelled - Exceeded Track Limits - Turn 1
09.07.30	53 T. RABAT	#53 On the Gravel - Rejoined - Turn 7
09.08.03	47 A. BASSANI	#47 Current Lap Time Cancelled - Exceeded Track Limits - Turn 1
09.08.51	79 H. GILLIM	#79 On the Gravel - Rejoined - Turn 1
09.11.52	22 A. LOWES	#22 Check Chequered Flag on Dashboard
09.13.07		End of Session

Fastest Laps Sequence

No.	Rider	Nat	Team	Bike	Local Time	Time	Gap	Avg
31	G. GERLOFF	USA	Bonovo Action BMW	BMW M 1000 RR	09:03'15.552	1'33.361		162,415
47	A. BASSANI	ITA	Kawasaki Racing Team WorldSBK	Kawasaki ZX-10RR	09:03'15.767	1'33.325	-0.036	162,477
9	D. PETRUCCI	ITA	Barni Spark Racing Team	Ducati Panigale V4R	09:03'25.416	1'32.624	-0.701	163,707
87	R. GARDNER	AUS	GYTR GRT Yamaha WorldSBK Team	Yamaha YZF R1	09:03'36.297	1'32.266	-0.358	164,342
11	N. BULEGA	ITA	Aruba.it Racing - Ducati	Ducati Panigale V4R	09:04'13.397	1'32.030	-0.236	164,764
87	R. GARDNER	AUS	GYTR GRT Yamaha WorldSBK Team	Yamaha YZF R1	09:05'07.713	1'31.416	-0.614	165,870
54	T. RAZGATLIOGLU	TUR	ROKIT BMW Motorrad WorldSBK Team	BMW M 1000 RR	09:05'28.652	1'31.266	-0.150	166,143
54	T. RAZGATLIOGLU	TUR	ROKIT BMW Motorrad WorldSBK Team	BMW M 1000 RR	09:06'59.881	1'31.229	-0.037	166,210
54	T. RAZGATLIOGLU	TUR	ROKIT BMW Motorrad WorldSBK Team	BMW M 1000 RR	09:08'31.086	1'31.205	-0.024	166,254

Start 09:00 End 09:13 The results are provisional until the end of the time limit for protests and appeals and the completion of the technical checks.

These data/results cannot be reproduced, stored and/or transmitted in whole or in part by any manner of electronic, mechanical, photocopying, recording, broadcasting or otherwise now known or herein after developed without the previous express consent by the copyright owner, except for reproduction in daily press and regular printed publications on sale to the public within 60 days of the event related to those data/results and always provided that copyright symbol appears together as follows below.

© DORNA WSBK ORGANIZATION Srl 2024

Czech Round, 19-21 July 2024

Best Sectors & Speed Warm Up

BEST LAP

1	54	T. RAZGATLIOGLU	BMW M 1000 RR	1'31.205
2	11	N. BULEGA	Ducati Panigale V4R	1'31.338
3	87	R. GARDNER	Yamaha YZF R1	1'31.416
4	9	D. PETRUCCI	Ducati Panigale V4R	1'31.578
5	31	G. GERLOFF	BMW M 1000 RR	1'31.725
6	65	J. REA	Yamaha YZF R1	1'31.758
7	1	A. BAUTISTA	Ducati Panigale V4R	1'31.771
8	60	M. VAN DER MARK	BMW M 1000 RR	1'31.805
9	29	A. IANNONE	Ducati Panigale V4R	1'31.889
10	55	A. LOCATELLI	Yamaha YZF R1	1'31.903
11	21	M. RINALDI	Ducati Panigale V4R	1'32.032
12	7	I. LECUONA	Honda CBR1000 RR-R	1'32.266
13	45	S. REDDING	BMW M 1000 RR	1'32.312
14	97	X. VIERGE	Honda CBR1000 RR-R	1'32.320
15	47	A. BASSANI	Kawasaki ZX-10RR	1'32.382
16	14	S. LOWES	Ducati Panigale V4R	1'32.399
17	22	A. LOWES	Kawasaki ZX-10RR	1'32.403
18	77	D. AEGERTER	Yamaha YZF R1	1'32.558
19	28	B. RAY	Yamaha YZF R1	1'32.573
20	5	P. OETTL	Yamaha YZF R1	1'33.000
21	53	T. RABAT	Kawasaki ZX-10RR	1'33.101
22	36	L. MERCADO	Honda CBR1000 RR-R	1'33.382
23	79	H. GILLIM	Honda CBR1000 RR-R	1'33.716

SPEED

1	97	X. VIERGE	Honda CBR1000 RR-R	303,3
2	31	G. GERLOFF	BMW M 1000 RR	301,6
3	9	D. PETRUCCI	Ducati Panigale V4R	300,8
4	54	T. RAZGATLIOGLU	BMW M 1000 RR	299,2
5	60	M. VAN DER MARK	BMW M 1000 RR	299,2
6	29	A. IANNONE	Ducati Panigale V4R	299,2
7	11	N. BULEGA	Ducati Panigale V4R	297,6
8	77	D. AEGERTER	Yamaha YZF R1	297,6
9	45	S. REDDING	BMW M 1000 RR	296,8
10	1	A. BAUTISTA	Ducati Panigale V4R	296,8
11	53	T. RABAT	Kawasaki ZX-10RR	296,0
12	21	M. RINALDI	Ducati Panigale V4R	296,0
13	55	A. LOCATELLI	Yamaha YZF R1	294,4
14	47	A. BASSANI	Kawasaki ZX-10RR	294,4
15	87	R. GARDNER	Yamaha YZF R1	293,6
16	65	J. REA	Yamaha YZF R1	293,6
17	28	B. RAY	Yamaha YZF R1	292,8
18	22	A. LOWES	Kawasaki ZX-10RR	292,8
19	5	P. OETTL	Yamaha YZF R1	291,2
20	36	L. MERCADO	Honda CBR1000 RR-R	291,2
21	7	I. LECUONA	Honda CBR1000 RR-R	290,5
22	14	S. LOWES	Ducati Panigale V4R	289,7
23	79	H. GILLIM	Honda CBR1000 RR-R	288,9

SEG. 1

1	54	T. RAZGATLIOGLU	21.692
2	11	N. BULEGA	21.877
3	9	D. PETRUCCI	21.914
4	65	J. REA	22.034
5	55	A. LOCATELLI	22.036
6	1	A. BAUTISTA	22.045
7	31	G. GERLOFF	22.059
8	29	A. IANNONE	22.073
9	97	X. VIERGE	22.089
10	87	R. GARDNER	22.119
11	60	M. VAN DER MARK	22.140
12	7	I. LECUONA	22.161
13	45	S. REDDING	22.171
14	21	M. RINALDI	22.192
15	22	A. LOWES	22.258
16	28	B. RAY	22.277
17	14	S. LOWES	22.314
18	47	A. BASSANI	22.324
19	5	P. OETTL	22.370
20	77	D. AEGERTER	22.389
21	53	T. RABAT	22.415
22	36	L. MERCADO	22.502
23	79	H. GILLIM	22.667

SEG. 2

1	54	T. RAZGATLIOGLU	22.625
2	65	J. REA	22.808
3	87	R. GARDNER	22.824
4	22	A. LOWES	22.844
5	11	N. BULEGA	22.852
6	9	D. PETRUCCI	22.889
7	31	G. GERLOFF	22.892
8	55	A. LOCATELLI	22.896
9	45	S. REDDING	22.919
10	60	M. VAN DER MARK	22.923
11	21	M. RINALDI	22.924
12	97	X. VIERGE	22.940
13	1	A. BAUTISTA	22.982
14	47	A. BASSANI	22.985
15	29	A. IANNONE	22.995
16	7	I. LECUONA	23.004
17	28	B. RAY	23.037
18	14	S. LOWES	23.038
19	77	D. AEGERTER	23.059
20	5	P. OETTL	23.112
21	53	T. RABAT	23.202
22	36	L. MERCADO	23.263
23	79	H. GILLIM	23.335

SEG. 3

1	87	R. GARDNER	23.958
2	1	A. BAUTISTA	24.051
3	9	D. PETRUCCI	24.069
4	21	M. RINALDI	24.121
5	54	T. RAZGATLIOGLU	24.123
6	65	J. REA	24.133
7	11	N. BULEGA	24.176
8	31	G. GERLOFF	24.204
9	14	S. LOWES	24.219
10	55	A. LOCATELLI	24.234
11	29	A. IANNONE	24.244
12	60	M. VAN DER MARK	24.260
13	22	A. LOWES	24.265
14	45	S. REDDING	24.272
15	47	A. BASSANI	24.281
16	7	I. LECUONA	24.295
17	28	B. RAY	24.311
18	77	D. AEGERTER	24.329
19	97	X. VIERGE	24.452
20	5	P. OETTL	24.457
21	53	T. RABAT	24.525
22	36	L. MERCADO	24.589
23	79	H. GILLIM	24.604

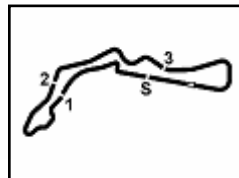
SEG. 4

1	11	N. BULEGA	22.421
2	87	R. GARDNER	22.422
3	60	M. VAN DER MARK	22.467
4	54	T. RAZGATLIOGLU	22.478
5	29	A. IANNONE	22.564
6	31	G. GERLOFF	22.570
7	9	D. PETRUCCI	22.591
8	77	D. AEGERTER	22.607
9	1	A. BAUTISTA	22.610
10	55	A. LOCATELLI	22.628
11	65	J. REA	22.662
12	7	I. LECUONA	22.702
13	47	A. BASSANI	22.728
14	45	S. REDDING	22.739
15	97	X. VIERGE	22.741
16	21	M. RINALDI	22.754
17	14	S. LOWES	22.757
18	28	B. RAY	22.770
19	22	A. LOWES	22.839
20	53	T. RABAT	22.877
21	5	P. OETTL	22.912
22	36	L. MERCADO	22.958
23	79	H. GILLIM	22.998

21/07/2024

These data/results cannot be reproduced, stored and/or transmitted in whole or in part by any manner of electronic, mechanical, photocopying, recording, broadcasting or otherwise now known or herein after developed without the previous express consent by the copyright owner, except for reproduction in daily press and regular printed publications on sale to the public within 60 days of the event related to those data/results and always provided that copyright symbol appears together as follows below.

© DORNA WSBK ORGANIZATION Srl 2024



Autodrom Most 4.212 m

Czech Round, 19-21 July 2024

Ideal Times Warm Up

No.	Rider	Nat	Bike	Seg. 1	Seg. 2	Seg. 3	Seg. 4	Ideal Time		
				Diff. 1	Diff. 2	Diff. 3	Diff. 4	Best Lap	Pos.	Diff.
1	54 T. RAZGATLIOGLU	TUR	BMW M 1000 RR	21.692 +0.077	22.625 +0.074	24.123 +0.029	22.478 +0.107	1'30.918 1'31.205	1	0.287
2	87 R. GARDNER	AUS	Yamaha YZF R1	22.119 +0.071	22.824 +0.022	23.958	22.422	1'31.323 1'31.416	3	0.093
3	11 N. BULEGA	ITA	Ducati Panigale V4R	21.877	22.852	24.176 +0.012	22.421	1'31.326 1'31.338	2	0.012
4	9 D. PETRUCCI	ITA	Ducati Panigale V4R	21.914 +0.037	22.889 +0.074	24.069	22.591 +0.004	1'31.463 1'31.578	4	0.115
5	65 J. REA	GBR	Yamaha YZF R1	22.034	22.808 +0.064	24.133	22.662 +0.057	1'31.637 1'31.758	6	0.121
6	1 A. BAUTISTA	ESP	Ducati Panigale V4R	22.045 +0.038	22.982 +0.001	24.051	22.610 +0.044	1'31.688 1'31.771	7	0.083
7	31 G. GERLOFF	USA	BMW M 1000 RR	22.059	22.892	24.204	22.570	1'31.725 1'31.725	5	
8	60 M. VAN DER MARK	NED	BMW M 1000 RR	22.140 +0.015	22.923	24.260	22.467	1'31.790 1'31.805	8	0.015
9	55 A. LOCATELLI	ITA	Yamaha YZF R1	22.036 +0.034	22.896	24.234 +0.042	22.628 +0.033	1'31.794 1'31.903	10	0.109
10	29 A. IANNONE	ITA	Ducati Panigale V4R	22.073	22.995	24.244	22.564 +0.013	1'31.876 1'31.889	9	0.013
11	21 M. RINALDI	ITA	Ducati Panigale V4R	22.192	22.924	24.121	22.754 +0.041	1'31.991 1'32.032	11	0.041
12	45 S. REDDING	GBR	BMW M 1000 RR	22.171	22.919	24.272 +0.128	22.739 +0.083	1'32.101 1'32.312	13	0.211
13	7 I. LECUONA	ESP	Honda CBR1000 RR-R	22.161 +0.019	23.004	24.295 +0.085	22.702	1'32.162 1'32.266	12	0.104
14	22 A. LOWES	GBR	Kawasaki ZX-10RR	22.258 +0.031	22.844 +0.145	24.265	22.839 +0.021	1'32.206 1'32.403	17	0.197
15	97 X. VIERGE	ESP	Honda CBR1000 RR-R	22.089	22.940	24.452	22.741 +0.098	1'32.222 1'32.320	14	0.098
16	47 A. BASSANI	ITA	Kawasaki ZX-10RR	22.324	22.985	24.281	22.728 +0.064	1'32.318 1'32.382	15	0.064
17	14 S. LOWES	GBR	Ducati Panigale V4R	22.314	23.038 +0.004	24.219	22.757 +0.067	1'32.328 1'32.399	16	0.071
18	77 D. AEGERTER	SUI	Yamaha YZF R1	22.389	23.059 +0.068	24.329 +0.106	22.607	1'32.384 1'32.558	18	0.174
19	28 B. RAY	GBR	Yamaha YZF R1	22.277	23.037	24.311 +0.106	22.770 +0.072	1'32.395 1'32.573	19	0.178
20	5 P. OETTL	GER	Yamaha YZF R1	22.370 +0.012	23.112 +0.137	24.457	22.912	1'32.851 1'33.000	20	0.149
21	53 T. RABAT	ESP	Kawasaki ZX-10RR	22.415	23.202 +0.037	24.525	22.877 +0.045	1'33.019 1'33.101	21	0.082
22	36 L. MERCADO	ARG	Honda CBR1000 RR-R	22.502	23.263	24.589	22.958 +0.070	1'33.312 1'33.382	22	0.070
23	79 H. GILLIM	USA	Honda CBR1000 RR-R	22.667 +0.011	23.335 +0.040	24.604	22.998 +0.061	1'33.604 1'33.716	23	0.112
Overall Ideal Time				21.692	22.625	23.958	22.421	1'30.696		

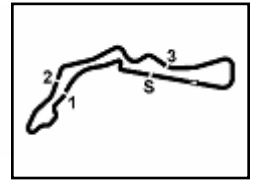
21/07/2024

These data/results cannot be reproduced, stored and/or transmitted in whole or in part by any manner of electronic, mechanical, photocopying, recording, broadcasting or otherwise now known or herein after developed without the previous express consent by the copyright owner, except for reproduction in daily press and regular printed publications on sale to the public within 60 days of the event related to those data/results and always provided that copyright symbol appears together as follows below.

© DORNA WSBK ORGANIZATION Srl 2024

FIGR PERUGIA TIMING





Autodrom Most 4.212 m

1 / 2

1° 54 T. RAZGATLIOGLU [1'31.205]							
Lap	Seg1	Seg2	Seg3	Seg4	Lap Time	km/h	Local Time
1		24.612	24.788	23.015			
2	22.172	23.271	24.393	22.839	1'32.675	297,6	9:03'57.386
3	21.692	22.625	24.304	22.645	1'31.266	299,2	9:05'28.652
4	21.888	22.740	24.123	22.478	1'31.229	297,6	9:06'59.881
5	21.769	22.699	24.152	22.585	1'31.205	298,4	9:08'31.086
6	21.835	22.889	24.191	22.536	1'31.451	297,6	9:10'02.537

2° 11 N. BULEGA [1'31.338]							
Lap	Seg1	Seg2	Seg3	Seg4	Lap Time	km/h	Local Time
1		23.692	24.768	22.716			
2	22.184	22.945	24.316	22.585	1'32.030	294,4	9:04'13.397
3	22.112	22.984	24.182	22.501	1'31.779	295,2	9:05'45.176
4	21.877	22.852	24.188	22.421	1'31.338	296,8	9:07'16.514
5	21.935	22.871	24.260	22.531	1'31.597	297,6	9:08'48.111
6	22.008	22.946	24.176	22.464	1'31.594	297,6	9:10'19.705

3° 87 R. GARDNER [1'31.416]							
Lap	Seg1	Seg2	Seg3	Seg4	Lap Time	km/h	Local Time
1		25.553	32.479	23.573			
2	22.503	23.247	24.056	22.460	1'32.266	288,9	9:03'36.297
3	22.190	22.846	23.958	22.422	1'31.416	289,7	9:05'07.713
4	22.128	23.020	24.291	27.979	1'37.418	293,6	9:06'45.131
5	22.203	22.907	28.028	27.661	1'40.799	292,8	9:08'25.930
6	22.119	22.928	24.013	22.738	1'31.798	291,2	9:09'57.728
7	22.193	22.824	24.005	22.505	1'31.527	292,0	9:11'29.255

4° 9 D. PETRUCCI [1'31.578]							
Lap	Seg1	Seg2	Seg3	Seg4	Lap Time	km/h	Local Time
1		24.529	25.983	23.150			
2	22.207	23.296	24.421	22.700	1'32.624	296,0	9:03'25.416
3	22.501	23.252	24.491	22.780	1'33.024	300,8	9:04'58.440
4	22.041	23.202	24.216	22.788	1'32.247	296,8	9:06'30.687
5	22.024	23.053	24.324	22.591	1'31.992	293,6	9:08'02.679
6	21.951	22.963	24.069	22.595	1'31.578	295,2	9:09'34.257
7	21.914	22.889	24.183	22.622	1'31.608	294,4	9:11'05.865

5° 31 G. GERLOFF [1'31.725]							
Lap	Seg1	Seg2	Seg3	Seg4	Lap Time	km/h	Local Time
1		24.298	25.801	23.411			
2	22.706	23.353	24.483	22.819	1'33.361	294,4	9:03'15.552
3	40.086	24.330	24.644	22.780	1'51.840C	296,0	9:05'07.392
4	22.197	23.070	24.289	22.595	1'32.151	296,0	9:06'39.543
5	30.705	23.543	24.658	22.819	1'41.725	296,8	9:08'21.268
6	22.059	22.892	24.204	22.570	1'31.725	300,8	9:09'52.993
7	22.116	22.949	24.238	22.622	1'31.925	301,6	9:11'24.918

6° 65 J. REA [1'31.758]							
Lap	Seg1	Seg2	Seg3	Seg4	Lap Time	km/h	Local Time
1		25.267	32.885	23.534			
2	22.371	23.248	24.323	22.718	1'32.660	290,5	9:03'37.377
3	22.223	22.808	24.240	22.662	1'31.933	289,7	9:05'09.310
4	22.157	22.814	24.291	22.718	1'31.980	290,5	9:06'41.290
5	22.129	23.743	28.051	24.681	1'38.604	293,6	9:08'19.894
6	22.277	22.896	24.171	22.680	1'32.024	289,7	9:09'51.918
7	22.034	22.872	24.133	22.719	1'31.758	290,5	9:11'23.676

7° 1 A. BAUTISTA [1'31.771]							
Lap	Seg1	Seg2	Seg3	Seg4	Lap Time	km/h	Local Time
1		23.785	24.884	23.175			

2	22.206	23.126	24.394	22.850	1'32.576	294,4	9:04'11.392
3	22.158	23.025	24.220	22.660	1'32.063	296,0	9:05'43.455
4	22.083	22.983	24.051	22.654	1'31.771	296,0	9:07'15.226
5	22.045	23.102	24.056	22.649	1'31.852	296,0	9:08'47.078
6	22.073	22.982	24.110	22.610	1'31.775	296,8	9:10'18.853

8° 60 M. VAN DER MARK [1'31.805]							
Lap	Seg1	Seg2	Seg3	Seg4	Lap Time	km/h	Local Time
1		24.582	25.204	22.898			
2	22.268	23.189	24.463	22.759	1'32.679	297,6	9:03'57.462
3	22.155	22.923	24.260	22.467	1'31.805	299,2	9:05'29.267
4	22.140	23.116	24.342	22.515	1'32.113	296,8	9:07'01.380
5	22.159	23.083	24.483	22.679	1'32.404	296,8	9:08'33.784
6	22.254	23.067	24.326	22.670	1'32.317	296,0	9:10'06.101

9° 29 A. IANNONE [1'31.889]							
Lap	Seg1	Seg2	Seg3	Seg4	Lap Time	km/h	Local Time
1		24.924	25.334	23.269			
2	22.677	31.967	27.377	22.894	1'44.915	296,8	9:03'39.365
3	22.319	23.075	24.686	22.564	1'32.644	296,8	9:05'12.009
4	22.073	22.995	24.244	22.577	1'31.889	297,6	9:06'43.898
5	22.140	23.025	25.851	29.236	1'40.252	299,2	9:08'24.150
6	22.184	23.103	24.328	22.565	1'32.180	296,8	9:09'53.330
7	22.137	23.140	24.551	22.708	1'32.536	297,6	9:11'28.866

10° 55 A. LOCATELLI [1'31.903]							
Lap	Seg1	Seg2	Seg3	Seg4	Lap Time	km/h	Local Time
1		25.251	32.972	24.156			
2	22.358	23.107	24.350	22.778	1'32.593	290,5	9:03'38.515
3	22.294	23.007	24.279	22.720	1'32.300	292,0	9:05'10.815
4	22.162	22.913	24.416	22.777	1'32.268	292,8	9:06'43.083
5	22.036	23.009	28.098	24.413	1'37.556	292,0	9:08'20.639
6	22.061	23.044	24.234	22.628	1'31.967	293,6	9:09'52.606
7	22.070	22.896	24.276	22.661	1'31.903	294,4	9:11'24.509

11° 21 M. RINALDI [1'32.032]							
Lap	Seg1	Seg2	Seg3	Seg4	Lap Time	km/h	Local Time
1		24.700	26.181	23.556			
2	22.441	23.414	24.501	22.908	1'33.264	292,8	9:03'41.633
3	22.364	23.076	24.190	22.826	1'32.456	296,0	9:05'14.089
4	22.277	23.075	24.193	22.797	1'32.342	295,2	9:06'46.431
5	22.192	22.924	24.121	22.795	1'32.032	296,0	9:08'18.463
6	22.199	23.010	24.328	22.754	1'32.291	292,8	9:09'50.754
7	22.205	22.941	24.171	22.836	1'32.153	293,6	9:11'22.907

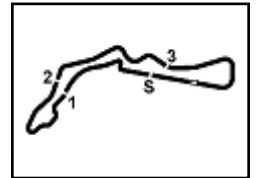
12° 7 I. LECUONA [1'32.266]							
Lap	Seg1	Seg2	Seg3	Seg4	Lap Time	km/h	Local Time
1		24.821	26.324	23.539			
2	22.670	23.358	24.627	22.801	1'33.456	288,9	9:03'18.777
3	22.318	23.096	24.404	22.750	1'32.568	290,5	9:04'51.345
4	22.180	23.004	24.380	22.702	1'32.266	284,5	9:06'23.611
5	22.161	24.767	24.511	22.780	1'34.219	290,5	9:07'57.830
6	22.207	23.082	24.295	22.771	1'32.355	288,9	9:09'30.185
7	22.168	23.101	24.313	22.753	1'32.335	288,2	9:11'02.520

13° 45 S. REDDING [1'32.312]							
Lap	Seg1	Seg2	Seg3	Seg4	Lap Time	km/h	Local Time
1		26.078	26.129	27.217			
2	22.849	23.207	24.481	23.041	1'33.578	292,0	9:03'25.075
3	22.388	23.099	24.272	22.739	1'32.498	294,4	9:04'57.573
4	22.365	25.513	24.912	22.965	1'35.755	296,8	9:06'33.328

21/07/2024 P = Pits In/Out - C = Lap Time Cancelled

These data/results cannot be reproduced, stored and/or transmitted in whole or in part by any manner of electronic, mechanical, photocopying, recording, broadcasting or otherwise now known or herein after developed without the previous express consent by the copyright owner, except for reproduction in daily press and regular printed publications on sale to the public within 60 days of the event related to those data/results and always provided that copyright symbol appears together as follows below.

© DORNA WSBK ORGANIZATION Srl 2024



5	22.290	23.086	24.605	22.900	1'32.881	293,6	9:08'06.209
6	22.171	22.919	24.400	22.822	1'32.312	292,8	9:09'38.521
7	37.428	28.553	24.838	22.910	1'53.729	292,0	9:11'32.250

14° 97 X. VIERGE [1'32.320]							
Lap	Seg.1	Seg.2	Seg.3	Seg.4	Lap Time	km/h	Local Time
1		24.590	26.333	32.284			
2	22.295	23.149	24.513	22.832	1'32.789	297,6	9:03'26.332
3	22.226	23.219	24.589	22.847	1'32.881	298,4	9:04'59.213
4	22.230	23.111	24.604	22.741	1'32.686	297,6	9:06'31.899
5	22.676	23.494	24.946	25.649	1'36.765	303,3	9:08'08.664
6	22.089	22.940	24.452	22.839	1'32.320	296,8	9:09'40.984
7	22.140	23.115	24.682	23.384	1'33.321	298,4	9:11'14.305

15° 47 A. BASSANI [1'32.382]							
Lap	Seg.1	Seg.2	Seg.3	Seg.4	Lap Time	km/h	Local Time
1		24.551	26.446	23.594			
2	22.776	23.265	24.422	22.862	1'33.325	294,4	9:03'15.767
3	22.454	23.231	24.500	22.879	1'33.064	294,4	9:04'48.831
4	22.454	23.023	24.373	22.728	1'32.578	289,7	9:06'21.409
5	22.324	22.985	24.281	22.792	1'32.382	292,8	9:07'53.791
6	28.413	27.020	28.343	24.566	1'48.342C	290,5	9:09'42.133
7	22.534	23.388	24.292	22.808	1'33.022	292,0	9:11'15.155

16° 14 S. LOWES [1'32.399]							
Lap	Seg.1	Seg.2	Seg.3	Seg.4	Lap Time	km/h	Local Time
1		24.527	25.526	23.203			
2	22.647	23.379	24.713	22.765	1'33.504	288,9	9:03'51.877
3	22.405	23.168	24.427	22.857	1'32.857	289,7	9:05'24.734
4	22.395	23.038	24.369	22.757	1'32.559	288,9	9:06'57.293
5	22.314	23.042	24.219	22.824	1'32.399	289,7	9:08'29.692
6	22.350	23.090	24.299	22.815	1'32.554	288,2	9:10'02.246

17° 22 A. LOWES [1'32.403]							
Lap	Seg.1	Seg.2	Seg.3	Seg.4	Lap Time	km/h	Local Time
1		24.710	24.784	23.344			
2	22.614	23.340	24.453	22.986	1'33.393	289,7	9:03'45.503
3	22.372	23.106	24.400	22.839	1'32.717	290,5	9:05'18.220
4	22.289	22.989	24.265	22.860	1'32.403	291,2	9:06'50.623
5	22.263	23.060	24.367	22.920	1'32.610	290,5	9:08'23.233
6	22.258	22.844	29.816	22.965	1'37.883	292,8	9:10'01.116

18° 77 D. AEGERTER [1'32.558]							
Lap	Seg.1	Seg.2	Seg.3	Seg.4	Lap Time	km/h	Local Time
1		24.657	25.105	23.156			
2	22.668	23.889	24.550	22.769	1'33.876	292,0	9:03'28.782
3	22.389	23.127	24.435	22.607	1'32.558	291,2	9:05'01.340
4	22.452	23.059	24.461	22.811	1'32.783	293,6	9:06'34.123
5	22.392	23.188	24.499	22.705	1'32.784	294,4	9:08'06.907
6	22.499	30.465	25.579	23.006	1'41.549	297,6	9:09'48.456
7	22.407	23.358	24.329	22.682	1'32.776	292,0	9:11'21.232

19° 28 B. RAY [1'32.573]							
Lap	Seg.1	Seg.2	Seg.3	Seg.4	Lap Time	km/h	Local Time
1		24.937	25.333	24.465			
2	22.944	23.362	24.754	22.923	1'33.983	284,5	9:03'24.446
3	22.382	23.123	24.605	22.770	1'32.880	286,7	9:04'57.326
4	22.395	23.285	24.653	22.995	1'33.328	287,4	9:06'30.654
5	22.727	23.415	28.041	22.924	1'37.107	292,8	9:08'07.761
6	22.387	23.152	24.311	22.864	1'32.714	289,7	9:09'40.475
7	22.277	23.037	24.417	22.842	1'32.573	289,7	9:11'13.048

21/07/2024 P = Pits In/Out - C = Lap Time Cancelled

These data/results cannot be reproduced, stored and/or transmitted in whole or in part by any manner of electronic, mechanical, photocopying, recording, broadcasting or otherwise now known or herein after developed without the previous express consent by the copyright owner, except for reproduction in daily press and regular printed publications on sale to the public within 60 days of the event related to those data/results and always provided that copyright symbol appears together as follows below.

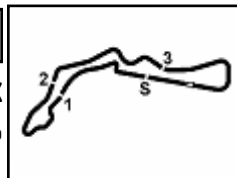
© DORNA WSBK ORGANIZATION Srl 2024

20° 5 P. OETTL [1'33.000]							
Lap	Seg.1	Seg.2	Seg.3	Seg.4	Lap Time	km/h	Local Time
1		24.760	25.275	24.486			
2	22.726	23.485	24.739	23.251	1'34.201	288,9	9:03'25.027
3	22.625	23.263	24.619	23.105	1'33.612	288,2	9:04'58.639
4	22.397	23.123	24.583	22.970	1'33.073	290,5	9:06'31.712
5	23.028	23.469	25.013	23.377	1'34.887	291,2	9:08'06.599
6	22.382	23.249	24.457	22.912	1'33.000	289,7	9:09'39.599
7	22.370	23.112	24.711	23.059	1'33.252	288,2	9:11'12.851

21° 53 T. RABAT [1'33.101]							
Lap	Seg.1	Seg.2	Seg.3	Seg.4	Lap Time	km/h	Local Time
1		24.599	28.507	23.607			
2	22.872	23.386	24.706	22.889	1'33.853	293,6	9:03'19.721
3	22.501	23.202	24.620	22.877	1'33.200	293,6	9:04'52.921
4	22.424	23.344	27.349	34.403	1'47.520	294,4	9:06'40.441
5	23.855	27.871	25.853	23.945	1'41.524	294,4	9:08'21.965
6	22.415	23.239	24.525	22.922	1'33.101	296,0	9:09'55.066
7	22.471	23.226	24.587	22.909	1'33.193	295,2	9:11'28.259

22° 36 L. MERCADO [1'33.382]							
Lap	Seg.1	Seg.2	Seg.3	Seg.4	Lap Time	km/h	Local Time
1		24.923	26.003	24.008			
2	23.196	23.785	24.992	23.296	1'35.269	290,5	9:03'21.618
3	22.806	23.555	24.754	23.054	1'34.169	289,7	9:04'55.787
4	22.684	26.189	28.389	23.194	1'40.456	289,7	9:06'36.243
5	22.652	23.383	24.636	22.992	1'33.663	289,7	9:08'09.906
6	22.502	23.263	24.589	23.028	1'33.382	291,2	9:09'43.288
7	22.580	23.371	24.609	22.958	1'33.518	290,5	9:11'16.806

23° 79 H. GILLIM [1'33.716]							
Lap	Seg.1	Seg.2	Seg.3	Seg.4	Lap Time	km/h	Local Time
1		24.991	25.514	23.896			
2	23.153	23.624	24.969	23.221	1'34.967	288,2	9:03'21.711
3	23.015	23.520	24.805	23.002	1'34.342	288,9	9:04'56.053
4	22.707	23.335	25.036	23.392	1'34.470	288,9	9:06'30.523
5	22.667	23.494	24.699	23.152	1'34.012	285,9	9:08'04.535
6	29.079	23.734	24.778	22.998	1'40.589	287,4	9:09'45.124
7	22.678	23.375	24.604	23.059	1'33.716	288,2	9:11'18.840



Czech Round, 19–21 July 2024

Best Laps & Speeds

Autodrom Most 4.212 m

No.	Rider	Nat	Best Lap		FP1		FP2		FP3		SP		RC1		WUP	
			LL	SPD	LL	SPD	LL	SPD	LL	SPD	LL	SPD	LL	SPD	LL	SPD
1	54 T. RAZGATLIOGLU BMW M 1000 RR	TUR	1'30.064 82 301,6		1'31.947 16 297,6	1'31.519 22 298,4	1'30.719 10 301,6	1'30.064 7 299,2	1'31.540 22 296,8	1'31.205 5 299,2						
2	29 A. IANNONE Ducati Panigale V4R	ITA	1'30.729 81 305,0		1'33.254 17 300,0	1'32.426 21 298,4	1'31.509 8 305,0	1'30.729 7 300,0	1'32.002 22 300,0	1'31.889 6 299,2						
3	22 A. LOWES Kawasaki ZX-10RR	GBR	1'30.758 79 298,4		1'32.595 18 295,2	1'32.052 20 292,8	1'31.735 12 295,2	1'30.758 7 293,6	1'32.408 17 298,4	1'32.403 5 292,8						
4	11 N. BULEGA Ducati Panigale V4R	ITA	1'30.857 84 300,0		1'32.507 19 300,0	1'32.071 21 296,8	1'31.595 10 296,0	1'30.857 7 296,8	1'32.047 22 300,0	1'31.338 5 297,6						
5	87 R. GARDNER Yamaha YZF R1	AUS	1'30.889 86 295,2		1'32.233 19 295,2	1'32.277 23 293,6	1'32.001 9 292,8	1'30.889 7 291,2	1'32.160 22 293,6	1'31.416 6 293,6						
6	9 D. PETRUCCI Ducati Panigale V4R	ITA	1'30.997 82 301,6		1'32.362 19 300,8	1'32.110 19 298,4	1'31.979 9 301,6	1'30.997 7 299,2	1'32.194 22 297,6	1'31.578 6 300,8						
7	1 A. BAUTISTA Ducati Panigale V4R	ESP	1'31.017 88 305,0		1'32.240 21 300,8	1'31.622 22 305,0	1'31.538 11 303,3	1'31.017 7 302,5	1'32.289 22 301,6	1'31.771 5 296,8						
8	31 G. GERLOFF BMW M 1000 RR	USA	1'31.082 87 301,6		1'33.540 19 298,4	1'32.461 22 299,2	1'31.907 11 299,2	1'31.082 7 300,0	1'32.431 22 300,0	1'31.725 6 301,6						
9	55 A. LOCATELLI Yamaha YZF R1	ITA	1'31.110 85 300,8		1'33.031 20 296,0	1'32.369 18 294,4	1'31.626 12 295,2	1'31.110 7 296,8	1'32.397 22 300,8	1'31.903 6 294,4						
10	21 M. RINALDI Ducati Panigale V4R	ITA	1'31.170 65 299,2		1'32.800 16 296,0	4 229,2	1'31.985 10 296,0	1'31.170 7 299,2	1'32.773 22 299,2	1'32.032 6 296,0						
11	45 S. REDDING BMW M 1000 RR	GBR	1'31.229 84 300,0		1'32.365 16 296,0	1'32.846 21 295,2	1'32.056 12 295,2	1'31.229 7 300,0	1'32.623 22 300,0	1'32.312 6 296,8						
12	14 S. LOWES Ducati Panigale V4R	GBR	1'31.345 82 295,2		1'33.611 18 291,2	1'32.448 18 294,4	1'32.290 12 292,8	1'31.345 7 295,2	1'32.794 22 294,4	1'32.399 5 289,7						
13	7 I. LECUONA Honda CBR1000 RR-R	ESP	1'31.390 69 300,8		1'32.538 18 295,2	1'33.095 19 293,6	1'32.136 10 295,2	1'31.390 7 299,2	1'33.158 9 300,8	1'32.266 6 290,5						
14	97 X. VIERGE Honda CBR1000 RR-R	ESP	1'31.465 76 303,3		1'33.014 19 299,2	1'33.155 12 298,4	1'32.381 10 300,8	1'31.465 7 300,0	1'32.990 22 299,2	1'32.320 6 303,3						
15	65 J. REA Yamaha YZF R1	GBR	1'31.467 80 298,4		1'32.465 17 292,8	1'32.033 21 293,6	1'32.502 10 297,6	1'31.467 4 292,8	1'32.516 22 298,4	1'31.758 6 293,6						
16	60 M. VAN DER MARK BMW M 1000 RR	NED	1'31.493 82 300,8		1'33.197 22 300,0	1'32.335 20 298,4	1'32.010 9 298,4	1'31.493 4 299,2	1'32.493 22 300,8	1'31.805 5 299,2						
17	77 D. AEGERTER Yamaha YZF R1	SUI	1'31.533 80 299,2		1'33.671 20 292,8	1'32.501 16 299,2	1'32.575 9 294,4	1'31.533 7 295,2	1'32.912 22 296,8	1'32.558 6 297,6						
18	47 A. BASSANI Kawasaki ZX-10RR	ITA	1'31.618 79 297,6		1'33.209 19 295,2	1'32.521 13 295,2	1'32.099 12 292,8	1'31.618 7 296,0	1'33.055 22 297,6	1'32.382 6 294,4						
19	28 B. RAY Yamaha YZF R1	GBR	1'32.003 82 295,2		1'33.456 18 288,9	1'33.011 19 291,2	1'32.003 10 289,7	1'32.216 7 295,2	1'33.295 22 292,8	1'32.573 6 292,8						
20	53 T. RABAT Kawasaki ZX-10RR	ESP	1'32.113 84 299,2		1'33.609 17 296,0	1'32.962 22 299,2	1'32.933 10 295,2	1'32.113 7 296,0	1'33.327 22 297,6	1'33.101 6 296,0						
21	5 P. OETTL Yamaha YZF R1	GER	1'32.123 85 292,8		1'34.300 19 288,2	1'33.550 21 289,7	1'32.406 10 290,5	1'32.123 7 291,2	1'33.386 22 292,8	1'33.000 6 291,2						
22	36 L. MERCADO Honda CBR1000 RR-R	ARG	1'32.961 81 295,2		1'34.772 18 292,8	1'33.993 18 292,8	1'33.212 10 291,2	1'32.961 7 293,6	1'34.159 22 295,2	1'33.382 6 291,2						
23	79 H. GILLIM Honda CBR1000 RR-R	USA	1'33.716 83 293,6		1'35.726 18 288,9	1'34.350 18 288,9	1'34.293 10 291,2	1'33.756 9 293,6	1'34.046 22 288,9	1'33.716 6 288,9						

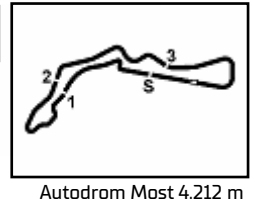
21/07/2024

These data/results cannot be reproduced, stored and/or transmitted in whole or in part by any manner of electronic, mechanical, photocopying, recording, broadcasting or otherwise now known or herein after developed without the previous express consent by the copyright owner, except for reproduction in daily press and regular printed publications on sale to the public within 60 days of the event related to those data/results and always provided that copyright symbol appears together as follows below.

© DORNA WSBK ORGANIZATION Srl 2024

FICR PERUGIA TIMING






Czech Round, 19-21 July 2024


Weather Report Warm Up

Session started 09:00 - Session ended 9:13


Air Temperature




Track Temperature




Air Pressure



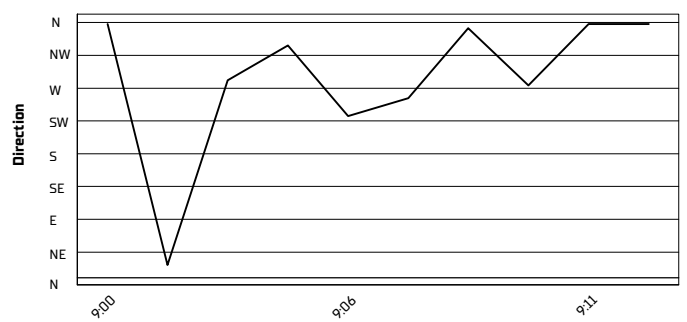
Humidity



Wind Speed



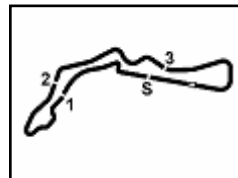
Wind Direction



21/07/2024

These data/results cannot be reproduced, stored and/or transmitted in whole or in part by any manner of electronic, mechanical, photocopying, recording, broadcasting or otherwise now known or herein after developed without the previous express consent by the copyright owner, except for reproduction in daily press and regular printed publications on sale to the public within 60 days of the event related to those data/results and always provided that copyright symbol appears together as follows below.

© DORNA WSBK ORGANIZATION Srl 2024



Autodrom Most 4.212 m

Czech Round, 19-21 July 2024

Starting Grid - Tissot Superpole Race (10 Laps x 4,212 km = 42,120 km)

1	1	54 RAZGATLIOGLU T. BMW 1'30.064	2	29 IANNONE A. Ducati 1'30.729	3	22 LOWES A. Kawasaki 1'30.758
2	4	11 BULEGA N. Ducati 1'30.857	5	87 GARDNER R. Yamaha 1'30.889	6	9 PETRUCCI D. Ducati 1'30.997
3	7	1 BAUTISTA A. Ducati 1'31.017	8	31 GERLOFF G. BMW 1'31.082	9	55 LOCATELLI A. Yamaha 1'31.110
4	10	21 RINALDI M. Ducati 1'31.170	11	45 REDDING S. BMW 1'31.229	12	14 LOWES S. Ducati 1'31.345
5	13	7 LECUONA I. Honda 1'31.390	14	97 VIERGE X. Honda 1'31.465	15	65 REA J. Yamaha 1'31.467
6	16	60 VAN DER MARK M. BMW 1'31.493	17	77 AEGERTER D. Yamaha 1'31.533	18	47 BASSANI A. Kawasaki 1'31.618
7	19	53 RABAT T. Kawasaki 1'32.113	20	5 OETTL P. Yamaha 1'32.123	21	28 RAY B. Yamaha 1'32.216
8	22	36 MERCADO L. Honda 1'32.961	23	79 GILLIM H. Honda 1'33.756		

21/07/2024 The Race Director

These data/results cannot be reproduced, stored and/or transmitted in whole or in part by any manner of electronic, mechanical, photocopying, recording, broadcasting or otherwise now known or herein after developed without the previous express consent by the copyright owner, except for reproduction in daily press and regular printed publications on sale to the public within 60 days of the event related to those data/results and always provided that copyright symbol appears together as follows below. © DORNA WSBK ORGANIZATION Srl 2024