

Czech Round, 19–21 July 2024
Results Race 1

Laps 19 = 80,028 Km - Time of Race 30'15.092 - Avg. 158,725 km/h

Pos	Grid	No. Rider	Nat	Team	Bike	Class	LL	Gap	Rel.	Fastest Lap	Speed	Qualifying	Speed
1	2	99 A. HUERTAS	ESP	Aruba.it Racing WorldSSP Team	Ducati Panigale V2		19			1'35.008	255,3	1'34.281	261,4
2	4	53 V. DEBISE	FRA	Evan Bros. WorldSSP Yamaha Team	Yamaha YZF R6		19	3.758	3.758	1'35.012	261,4	1'34.711	259,6
3	3	62 S. MANZI	ITA	Pata Yamaha Ten Kate Racing	Yamaha YZF R6		19	3.892	0.134	1'34.834	259,6	1'34.509	257,7
4	1	55 Y. MONTELLA	ITA	Barni Spark Racing Team	Ducati Panigale V2		19	4.726	0.834	1'34.925	262,7	1'34.126	262,1
5	5	64 F. CARICASULO	ITA	Motozoo ME AIR Racing	MV Agusta F3 800 RR		19	16.411	11.685	1'35.692	256,5	1'35.145	261,4
6	10	94 L. MAHIAS	FRA	GMT94 Yamaha	Yamaha YZF R6		19	19.043	2.632	1'35.615	256,5	1'35.407	259,6
7	8	23 M. SCHROETTER	GER	MV Agusta Reparto Corse	MV Agusta F3 800 RR		19	19.086	0.043	1'35.627	257,1	1'35.236	259,0
8	13	69 T. BOOTH-AMOS	GBR	PTR Triumph	Triumph Street Triple RS 765		19	19.780	0.694	1'35.709	262,1	1'35.504	257,1
9	P 14	28 G. VAN STRAALEN	NED	Pata Yamaha Ten Kate Racing	Yamaha YZF R6		19	20.000	0.220	1'35.588	262,7	1'35.591	258,4
10	15	66 N. TUULI	FIN	EAB Racing Team	Ducati Panigale V2		19	22.403	2.403	1'35.857	256,5	1'35.846	256,5
11	12	61 C. ONCU	TUR	Kawasaki Puccetti Racing	Kawasaki ZX-6R		19	28.718	6.315	1'35.951	261,4	1'35.504	261,4
12	16	32 O. BAYLISS	AUS	D34G Racing WorldSSP Team	Ducati Panigale V2		19	29.313	0.595	1'35.898	260,8	1'35.853	258,4
13	11	50 O. VOSTATEK	CZE	PTR Triumph	Triumph Street Triple RS 765		19	29.764	0.451	1'36.142	260,8	1'35.425	255,3
14	33	4 S. ODENDAAL	RSA	WRP Racing	Yamaha YZF R6		19	33.877	4.113	1'36.356	257,1	1'35.933	259,0
15	17	7 L. BALDASSARRI	ITA	WRP-RT Motorsport by SKM-Triumph	Triumph Street Triple RS 765		19	34.326	0.449	1'36.413	256,5	1'35.928	250,7
16	23	68 L. POWER	AUS	Motozoo ME AIR Racing	MV Agusta F3 800 RR	*	19	41.464	7.138	1'36.515	257,1	1'36.415	257,7
17	28	20 M. VAN DER VOORT	NED	VFT Racing Yamaha	Yamaha YZF R6		19	47.101	5.637	1'37.182	253,6	1'37.007	255,9
18	7	9 J. NAVARRO	ESP	Orelac Racing Verdnavtura	Ducati Panigale V2		19	51.461	4.360	1'36.604	263,3	1'35.187	259,0
19	22	27 K. TOBA	JPN	PETRONAS MIE Racing Honda	Honda CBR600RR		19	53.592	2.131	1'36.955	257,7	1'36.311	262,1
20	20	17 J. MCPHEE	GBR	WRP-RT Motorsport by SKM-Triumph	Triumph Street Triple RS 765		19	53.858	0.266	1'37.118	259,0	1'36.220	255,9
21	29	92 F. FEIGL	CZE	Genius Racing Team	Triumph Street Triple RS 765		19	58.193	4.335	1'37.018	257,1	1'37.347	257,1
22	25	89 K. BIN PAWI	MAS	PETRONAS MIE Racing Honda	Honda CBR600RR		19	1'00.194	2.001	1'37.364	256,5	1'36.703	260,2
23	32	3 R. DE ROSA	ITA	QJMOTOR Factory Racing	QJMOTOR SRK 800 RR	*	19	1'00.448	0.254	1'37.831	251,3	1'37.060	250,7
24	24	22 F. FULIGNI	ITA	Orelac Racing Verdnavtura	Ducati Panigale V2	*	19	1'00.558	0.110	1'36.894	257,7	1'36.597	257,1
25	31	24 S. MINAMIMOTO	JPN	Yamaha Thailand Racing Team	Yamaha YZF R6		19	1'02.901	2.343	1'37.799	260,8	1'37.583	259,6
26	30	19 G. GIANNINI	ITA	Team ProDina Kawasaki	Kawasaki ZX-6R	*	19	1'23.335	20.434	1'37.457	255,3	1'37.347	257,1
27	18	5 N. ANTONELLI	ITA	Ecosantagata Althea Racing Team	Ducati Panigale V2		14	5 Laps	5 Laps	1'36.279	254,8	1'36.116	259,6
-----Not Classified-----													
RET	19	40 S. CORSI	ITA	Renzi Corse	Ducati Panigale V2	*	8	11 Laps		1'36.270	258,4	1'36.134	255,3
RET	9	71 T. EDWARDS	AUS	D34G Racing WorldSSP Team	Ducati Panigale V2	*	8	11 Laps		1'36.304	262,1	1'35.302	260,2
RET	6	54 B. SOFUOGLU	TUR	MV Agusta Reparto Corse	MV Agusta F3 800 RR		2	17 Laps		1'35.922	261,4	1'35.145	259,6
RET	27	51 A. SARMOON	THA	Yamaha Thailand Racing Team	Yamaha YZF R6		0				206,4	1'36.922	260,8
RET	26	25 M. BRENNER	SUI	VIAMO Racing by MTM	Kawasaki ZX-6R		0				207,2	1'36.818	260,8
RET	21	74 P. BIESIEKIRSKI	POL	Ecosantagata Althea Racing Team	Ducati Panigale V2		0				203,3	1'36.284	256,5

AIR	Humidity:	43%	Temp:	29°C
TRACK	Condition:	Dry	Temp:	47°C

Records	Pole [SP]	2024	Y.Montella	1'34.126	161,095 Km/h
	Race [RC2]	2023	N.Bulega	1'35.027	159,567 Km/h
	All Times [SP]	2024	Y.Montella	1'34.126	161,095 Km/h
	Race Fastest Lap	[New Record]	Lap 14	S.Manzi	1'34.834

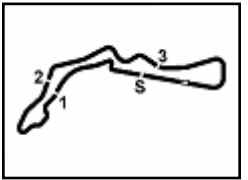
LAP LEADERS				
No. Rider	From	To	Laps	Total
55 Y. MONTELLA	1	1	1	1
62 S. MANZI	2	2	1	1
99 A. HUERTAS	3	19	17	17

TOTAL LEADER LAPS			
No. Rider	Laps		
99 A. HUERTAS	68	68 L. POWER	4
55 Y. MONTELLA	59	23 M. SCHROETTER	2
53 V. DEBISE	10	27 K. TOBA	1
62 S. MANZI	6	54 B. SOFUOGLU	1
66 N. TUULI	5	94 L. MAHIAS	1
71 T. EDWARDS	5		
7 L. BALDASSARRI	4		
28 G. VAN STRAALEN	4		

Start 15:15 End 15:50 The results are provisional until the end of the time limit for protests and appeals and the completion of the technical checks.

This data/results cannot be reproduced, stored and/or transmitted in whole or in part by any manner of electronic, mechanical, photocopying, recording, broadcasting or otherwise now known or herein after developed without the previous express consent by the copyright owner, except for reproduction in daily press and regular printed publications on sale to the public within 60 days of the event related to those data/results and always provided that copyright symbol appears together as follows below.

© DORNA WSBK ORGANIZATION Srl 2024



Autodrom Most 4.212 m

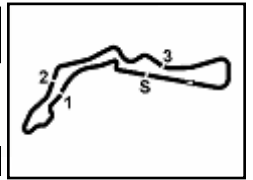
Czech Round, 19-21 July 2024
Results Race 1

* WorldSSP Challenge

Start End The results are provisional until the end of the time limit for protests and appeals
20/07/2024 15:15 15:50 and the completion of the technical checks.

These data/results cannot be reproduced, stored and/or transmitted in whole or in part by any manner of electronic, mechanical, photocopying, recording, broadcasting or otherwise now known or herein after developed without the previous express consent by the copyright owner, except for reproduction in daily press and regular printed publications on sale to the public within 60 days of the event related to those data/results and always provided that copyright symbol appears together as follows below.

© DORNA WSBK ORGANIZATION Srl 2024



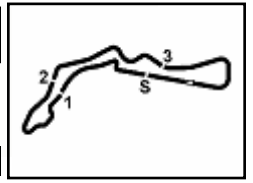
Czech Round, 19–21 July 2024
Results Race 1

Race Highlights

Time	No. Rider	Description
15.00.00		Sighting Lap Started
15.03.51	9 J. NAVARRO	#9 Crashed - Turn 10
15.04.05	9 J. NAVARRO	#9 Rejoined
15.12.57	9 J. NAVARRO	#9 Technical Problem - Finish Line
15.13.05		Warm Up Lap Started
15.15.38		Start of Session
15.15.43	9 J. NAVARRO	#9 Exited Pit Lane
15.16.11	25 M. BRENNER	#25 Crashed - Turn 1
15.16.12	5 N. ANTONELLI	#5 Crashed - Turn 1
15.16.12	74 P. BIESIEKIRSKI	#74 Crashed - Turn 1
15.16.12	51 A. SARMOON	#51 Crashed - Turn 1
15.16.23	5 N. ANTONELLI	#5 Rejoined
15.16.26	25 M. BRENNER	#25 Current Lap Time Cancelled - Exceeded Track Limits - Turn 1
15.16.35	74 P. BIESIEKIRSKI	#74 Current Lap Time Cancelled - Exceeded Track Limits - Turn 1
15.17.12	17 J. MCPHEE	#17 Long Lap Penalty - Irresponsible Riding
15.17.13	4 S. ODENDAAL	#4 Long Lap Penalty - Irresponsible Riding
15.17.23		Incident in turn 1 - Under Investigation
15.17.38	68 L. POWER	#68 On the Gravel - Rejoined - Turn 1
15.17.38	61 C. ONCU	#61 On the Gravel - Rejoined - Turn 1
15.17.55	5 N. ANTONELLI	#5 Entered Pit Lane
15.18.15	19 G. GIANNINI	#19 Crashed - Turn 10
15.18.29	19 G. GIANNINI	#19 Rejoined
15.18.39	4 S. ODENDAAL	#4 Long Lap Penalty Completed
15.18.40	17 J. MCPHEE	#17 Long Lap Penalty Completed
15.18.49	51 A. SARMOON	#51 Not Actively Competing
15.18.55	25 M. BRENNER	#25 Not Actively Competing
15.19.00	74 P. BIESIEKIRSKI	#74 Not Actively Competing
15.19.08		No Jump Starts
15.20.12	69 T. BOOTH-AMOS	#69 On the Gravel - Rejoined - Turn 13
15.20.31	54 B. SOFUOGLU	#54 Crashed - Turn 21
15.21.08	54 B. SOFUOGLU	#54 Not Actively Competing
15.21.20		Incident in turn 1 - To be reviewed after the race
15.23.48	20 M. VAN DER VOORT	#20 Lap Time Cancelled [1'37.512] - Yellow Flag - Turn 21
15.23.53	4 S. ODENDAAL	#4 Lap Time Cancelled [1'37.401] - Yellow Flag - Turn 21
15.23.58	92 F. FEIGL	#92 Lap Time Cancelled [1'38.199] - Yellow Flag - Turn 21
15.24.03	24 S. MINAMIMOTO	#24 Lap Time Cancelled [1'37.975] - Yellow Flag - Turn 21
15.24.08	68 L. POWER	#68 Lap Time Cancelled [1'37.418] - Yellow Flag - Turn 21
15.24.13	3 R. DE ROSA	#3 Lap Time Cancelled [1'38.230] - Yellow Flag - Turn 21
15.24.18	61 C. ONCU	#61 Lap Time Cancelled [1'36.796] - Yellow Flag - Turn 21
15.24.23	89 K. BIN PAWI	#89 Lap Time Cancelled [1'37.898] - Yellow Flag - Turn 21
15.24.28	17 J. MCPHEE	#17 Lap Time Cancelled [1'37.497] - Yellow Flag - Turn 21
15.24.33	9 J. NAVARRO	#9 Lap Time Cancelled [1'36.033] - Yellow Flag - Turn 21
15.24.38	27 K. TOBA	#27 Lap Time Cancelled [1'37.553] - Yellow Flag - Turn 21
15.24.48	22 F. FULIGNI	#22 Lap Time Cancelled [1'37.503] - Yellow Flag - Turn 21
15.24.53	19 G. GIANNINI	#19 Lap Time Cancelled [1'39.260] - Yellow Flag - Turn 21
15.24.58	99 A. HUERTAS	#99 Lap Time Cancelled [1'35.131] - Yellow Flag - Turn 21
15.25.46	5 N. ANTONELLI	#5 Exited Pit Lane
15.27.08	32 O. BAYLISS	#32 Current Lap Time Cancelled - Exceeded Track Limits - Turn 1
15.27.16	32 O. BAYLISS	#32 Under Investigation - Course Cutting - Turn 1
15.27.18	94 L. MAHIAS	#94 Lap Time Cancelled [1'36.925] - Exceeded Track Limits - Turn 1
15.28.43	32 O. BAYLISS	#32 No Further Action - Course Cutting - Turn 1
15.30.16	40 S. CORSI	#40 Crashed - Turn 20
15.30.17	71 T. EDWARDS	#71 Crashed - Turn 20
15.30.44		Incident in turn 20 - To be reviewed after the race
15.31.06	40 S. CORSI	#40 Not Actively Competing
15.31.06	71 T. EDWARDS	#71 Not Actively Competing
15.32.12	92 F. FEIGL	#92 On the Gravel - Rejoined - Turn 17
15.34.38	68 L. POWER	#68 Lap Time Cancelled [1'36.805] - Yellow Flag - Turn 20-21
15.34.42		2/3 of Race Distance Completed
15.34.43	9 J. NAVARRO	#9 Lap Time Cancelled [1'36.603] - Yellow Flag - Turn 20-21
20/07/2024	Start 15:15	End 15:50
		The results are provisional until the end of the time limit for protests and appeals and the completion of the technical checks.

These data/results cannot be reproduced, stored and/or transmitted in whole or in part by any manner of electronic, mechanical, photocopying, recording, broadcasting or otherwise now known or herein after developed without the previous express consent by the copyright owner, except for reproduction in daily press and regular printed publications on sale to the public within 60 days of the event related to those data/results and always provided that copyright symbol appears together as follows below.

© DORNA WSBK ORGANIZATION Srl 2024



Autodrom Most 4.212 m

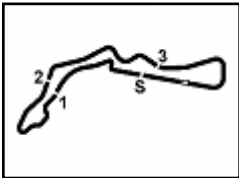
Czech Round, 19–21 July 2024
Results Race 1

15.34.48	20 M. VAN DER VOORT	#20 Lap Time Cancelled [1'37.179] - Yellow Flag - Turn 20-21
15.34.53	92 F. FEIGL	#92 Lap Time Cancelled [1'37.747] - Yellow Flag - Turn 20-21
15.34.58	17 J. MCPHEE	#17 Lap Time Cancelled [1'37.692] - Yellow Flag - Turn 20-21
15.35.03	24 S. MINAMIMOTO	#24 Lap Time Cancelled [1'37.792] - Yellow Flag - Turn 20-21
15.35.08	27 K. TOBA	#27 Lap Time Cancelled [1'37.329] - Yellow Flag - Turn 20-21
15.35.13	89 K. BIN PAWI	#89 Lap Time Cancelled [1'38.055] - Yellow Flag - Turn 20-21
15.35.18	3 R. DE ROSA	#3 Lap Time Cancelled [1'38.022] - Yellow Flag - Turn 20-21
15.35.23	22 F. FULIGNI	#22 Lap Time Cancelled [1'37.602] - Yellow Flag - Turn 20-21
15.35.28	5 N. ANTONELLI	#5 Lap Time Cancelled [1'37.403] - Yellow Flag - Turn 20-21
15.35.33	19 G. GIANNINI	#19 Lap Time Cancelled [1'38.814] - Yellow Flag - Turn 20-21
15.35.38	99 A. HUERTAS	#99 Lap Time Cancelled [1'35.226] - Yellow Flag - Turn 20-21
15.35.43	55 Y. MONTELLA	#55 Lap Time Cancelled [1'35.436] - Yellow Flag - Turn 20-21
15.35.48	62 S. MANZI	#62 Lap Time Cancelled [1'35.526] - Yellow Flag - Turn 20-21
15.35.53	53 V. DEBISE	#53 Lap Time Cancelled [1'36.078] - Yellow Flag - Turn 20-21
15.35.58	64 F. CARICASULO	#64 Lap Time Cancelled [1'36.189] - Yellow Flag - Turn 20-21
15.36.03	94 L. MAHIAS	#94 Lap Time Cancelled [1'36.376] - Yellow Flag - Turn 20-21
15.36.08	23 M. SCHROETTER	#23 Lap Time Cancelled [1'36.065] - Yellow Flag - Turn 20-21
15.36.13	28 G. VAN STRAALLEN	#28 Lap Time Cancelled [1'36.197] - Yellow Flag - Turn 20-21
15.36.18	66 N. TUULI	#66 Lap Time Cancelled [1'36.050] - Yellow Flag - Turn 20-21
15.36.23	69 T. BOOTH-AMOS	#69 Lap Time Cancelled [1'36.015] - Yellow Flag - Turn 20-21
15.36.28	50 O. VOSTATEK	#50 Lap Time Cancelled [1'36.304] - Yellow Flag - Turn 20-21
15.36.33	32 O. BAYLISS	#32 Lap Time Cancelled [1'36.462] - Yellow Flag - Turn 20-21
15.36.38	61 C. ONCU	#61 Lap Time Cancelled [1'36.033] - Yellow Flag - Turn 20-21
15.36.43	7 L. BALDASSARRI	#7 Lap Time Cancelled [1'36.767] - Yellow Flag - Turn 20-21
15.36.48	4 S. ODENDAAL	#4 Lap Time Cancelled [1'36.713] - Yellow Flag - Turn 20-21
15.36.53	9 J. NAVARRO	#9 Lap Time Cancelled [1'36.172] - Yellow Flag - Turn 20-21
15.36.58	68 L. POWER	#68 Lap Time Cancelled [1'36.827] - Yellow Flag - Turn 20-21
15.37.03	20 M. VAN DER VOORT	#20 Lap Time Cancelled [1'36.947] - Yellow Flag - Turn 20-21
15.37.08	17 J. MCPHEE	#17 Lap Time Cancelled [1'37.863] - Yellow Flag - Turn 20-21
15.37.13	27 K. TOBA	#27 Lap Time Cancelled [1'37.494] - Yellow Flag - Turn 20-21
15.37.18	92 F. FEIGL	#92 Lap Time Cancelled [1'40.866] - Yellow Flag - Turn 20-21
15.37.23	24 S. MINAMIMOTO	#24 Lap Time Cancelled [1'38.480] - Yellow Flag - Turn 20-21
15.37.28	89 K. BIN PAWI	#89 Lap Time Cancelled [1'38.188] - Yellow Flag - Turn 20-21
15.37.33	3 R. DE ROSA	#3 Lap Time Cancelled [1'38.252] - Yellow Flag - Turn 20-21
15.37.38	22 F. FULIGNI	#22 Lap Time Cancelled [1'37.213] - Yellow Flag - Turn 20-21
15.37.43	5 N. ANTONELLI	#5 Lap Time Cancelled [1'37.087] - Yellow Flag - Turn 20-21
15.37.48	19 G. GIANNINI	#19 Lap Time Cancelled [1'37.846] - Yellow Flag - Turn 20-21
15.40.45	9 J. NAVARRO	#9 On the Gravel - Rejoined - Turn 10
15.43.38	22 F. FULIGNI	#22 Current Lap Time Cancelled - Exceeded Track Limits - Turn 1
15.43.47	22 F. FULIGNI	#22 Under Investigation - Course Cutting - Turn 1
15.44.44	22 F. FULIGNI	#22 No Further Action - Course Cutting - Turn 1
15.46.38		Podium Confirmed
15.49.19		Results Confirmed
15.50.07		End of Session
15.50.36	28 G. VAN STRAALLEN	#28 Lap Time Cancelled [1'36.230] - Exceeded Track Limits - Turn 13
16.18.00	28 G. VAN STRAALLEN	#28 Lap Time Cancelled [1'36.276] - Exceeded Track Limits - Turn 13
16.19.43	28 G. VAN STRAALLEN	#28 Penalized to drop 1 position - Exceeded Track Limits on Final Lap - Turn 2

Start End The results are provisional until the end of the time limit for protests and appeals
20/07/2024 15:15 15:50 and the completion of the technical checks.

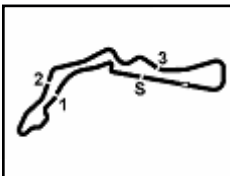
These data/results cannot be reproduced, stored and/or transmitted in whole or in part by any manner of electronic, mechanical, photocopying, recording, broadcasting or otherwise now known or herein after developed without the previous express consent by the copyright owner, except for reproduction in daily press and regular printed publications on sale to the public within 60 days of the event related to those data/results and always provided that copyright symbol appears together as follows below.

© DORNA WSBK ORGANIZATION Srl 2024



Czech Round, 19–21 July 2024
Riders Standings

Rider	Points	Points From First	Points From Previous	February 25 PHILLIP ISLAND		March 24 BARCELONA		April 21 ASSEN		June 16 MISANO		July 14 DONINGTON PARK		July 21 MOST		August 11 PORTIMAO		September 8 MAGNY-COURS		September 22 CREMONA CIRCUIT		September 29 ARAGON		October 13 ESTORIL		October 20 JEREZ																																																																																																																																																																																																																																																																																																																																																																																																																																																																																																																																																																																																																																																																																																																																																																																																																																																																																																																																																																																																																																																																																																																																																																																																																																																																																																																																																																																																																																														
				1	2	3	4	5	6	7	8	9	10	11	12	13	14	15	16	17	18	19	20	21	22	23	24	25	26	27	28	29	30	31	32	33	34	35	36	37	38	39	40	41	42	43	44	45	46	47	48	49	50	51	52	53	54	55	56	57	58	59	60	61	62	63	64	65	66	67	68	69	70	71	72	73	74	75	76	77	78	79	80	81	82	83	84	85	86	87	88	89	90	91	92	93	94	95	96	97	98	99	100	101	102	103	104	105	106	107	108	109	110	111	112	113	114	115	116	117	118	119	120	121	122	123	124	125	126	127	128	129	130	131	132	133	134	135	136	137	138	139	140	141	142	143	144	145	146	147	148	149	150	151	152	153	154	155	156	157	158	159	160	161	162	163	164	165	166	167	168	169	170	171	172	173	174	175	176	177	178	179	180	181	182	183	184	185	186	187	188	189	190	191	192	193	194	195	196	197	198	199	200	201	202	203	204	205	206	207	208	209	210	211	212	213	214	215	216	217	218	219	220	221	222	223	224	225	226	227	228	229	230	231	232	233	234	235	236	237	238	239	240	241	242	243	244	245	246	247	248	249	250	251	252	253	254	255	256	257	258	259	260	261	262	263	264	265	266	267	268	269	270	271	272	273	274	275	276	277	278	279	280	281	282	283	284	285	286	287	288	289	290	291	292	293	294	295	296	297	298	299	300	301	302	303	304	305	306	307	308	309	310	311	312	313	314	315	316	317	318	319	320	321	322	323	324	325	326	327	328	329	330	331	332	333	334	335	336	337	338	339	340	341	342	343	344	345	346	347	348	349	350	351	352	353	354	355	356	357	358	359	360	361	362	363	364	365	366	367	368	369	370	371	372	373	374	375	376	377	378	379	380	381	382	383	384	385	386	387	388	389	390	391	392	393	394	395	396	397	398	399	400	401	402	403	404	405	406	407	408	409	410	411	412	413	414	415	416	417	418	419	420	421	422	423	424	425	426	427	428	429	430	431	432	433	434	435	436	437	438	439	440	441	442	443	444	445	446	447	448	449	450	451	452	453	454	455	456	457	458	459	460	461	462	463	464	465	466	467	468	469	470	471	472	473	474	475	476	477	478	479	480	481	482	483	484	485	486	487	488	489	490	491	492	493	494	495	496	497	498	499	500	501	502	503	504	505	506	507	508	509	510	511	512	513	514	515	516	517	518	519	520	521	522	523	524	525	526	527	528	529	530	531	532	533	534	535	536	537	538	539	540	541	542	543	544	545	546	547	548	549	550	551	552	553	554	555	556	557	558	559	560	561	562	563	564	565	566	567	568	569	570	571	572	573	574	575	576	577	578	579	580	581	582	583	584	585	586	587	588	589	590	591	592	593	594	595	596	597	598	599	600	601	602	603	604	605	606	607	608	609	610	611	612	613	614	615	616	617	618	619	620	621	622	623	624	625	626	627	628	629	630	631	632	633	634	635	636	637	638	639	640	641	642	643	644	645	646	647	648	649	650	651	652	653	654	655	656	657	658	659	660	661	662	663	664	665	666	667	668	669	670	671	672	673	674	675	676	677	678	679	680	681	682	683	684	685	686	687	688	689	690	691	692	693	694	695	696	697	698	699	700	701	702	703	704	705	706	707	708	709	710	711	712	713	714	715	716	717	718	719	720	721	722	723	724	725	726	727	728	729	730	731	732	733	734	735	736	737	738	739	740	741	742	743	744	745	746	747	748	749	750	751	752	753	754	755	756	757	758	759	760	761	762	763	764	765	766	767	768	769	770	771	772	773	774	775	776	777	778	779	780	781	782	783	784	785	786	787	788	789	790	791	792	793	794	795	796	797	798	799	800	801	802	803	804	805	806	807	808	809	810	811	812	813	814	815	816	817	818	819	820	821	822	823	824	825	826	827	828	829	830	831	832	833	834	835	836	837	838	839	840	841	842	843	844	845	846	847	848	849	850	851	852	853	854	855	856	857	858	859	860	861	862	863	864	865	866	867	868	869	870	871	872	873	874	875	876	877	878	879	880	881	882	883	884	885	886	887	888	889	890	891	892	893	894	895	896	897	898	899	900	901	902	903	904	905	906	907	908	909	910	911	912	913	914	915	916	917	918	919	920	921	922	923	924	925	926	927	928	929	930	931	932	933	934	935	936	937	938	939	940	941	942	943	944	945	946	947	948	949	950	951	952	953	954	955	956	957	958	959	960	961	962	963	964	965	966	967	968	969	970	971	972	973	974	975	976	977	978	979	980	981	982	983	984	985	986	987	988	989	990	991	992	993	994	995	996	997	998	999	1000	1001	1002	1003	1004	1005	1006	1007	1008	1009	1010	1011	1012	1013	1014	1015	1016	1017	1018	1019	1020	1021	1022	1023	1024	1025	1026	1027	1028	1029	1030	1031	1032	1033	1034	1035	1036	1037	1038	1039	1040	1041	1042	1043	1044	1045	1046	1047	1048	1049	1050	1051	1052	1053	1054	1055	1056	1057	1058	1059	1060	1061	1062	1063	1064	1065	1066	1067	1068	1069	1070	1071	1072	1073	1074	1075	1076	1077	1078	1079	1080	1081	1082	1083	1084	1085	1086	1087	1088	1089	1090	1091	1092	1093	1094	1095	1096	1097	1098	1099	1100	1101	1102	1103	1104	1105	1106	1107	1108	1109	1110	1111	1112	1113	1114	1115	1116	1117	1118	1119	1120	1121	1122	1123	1124	1125	1126	1127	1128	1129	1130	1131	1132	1133	1134	1135	1136	1137	1138	1139	1140	1141	1142	1143	1144	1145	1146	1147	1148	1149	1150	1151	1152	1153	1154	1155	1156	1157	1158	1159	1160	1161	1162	1163	1164	1165	1166	1167	1168	1169	1170	1171	1172	1173	1174	1175	1176	1177	1178	1179	1180	1181	1182	1183	1184	1185	1186	1187	1188	1189	1190	1191	1192	1193	1194	1195	1196	1197	1198	1199	1200	1201	1202	1203	1204	1205	1206	1207	1208	1209	1210	1211	1212	1213	1214	1215	1216	1217	1218	1219	1220	1221	1222	1223	1224	1225	1226	1227	1228	1229	1230	1231	1232	1233	1234	1235	1236	1237	1238	1239	1240	1241	1242	1243	1244	1245	1246	1247	1248	1249	1250	1251	1252	1253	1254	1255	1256	1257	1258	1259	1260	1261	1262	1263	1264	1265	1266	1267	1268	1269	1270	1271	1272	1273	1274	1275	1276	1277	1278	1279	1280	1281	1282	1283	1284	1285	1286	1287	1288	1289	1290	1291	1292	1293	1294	1295	1296	1297	1298	1299	1300	1301	1302	1303	1304	1305	1306	1307	1308	1309	1310	1311	1312	1313	1314	1315	1316	1317	1318	1319	1320	1321	1322	1323	1324	1325	1326	1327	1328	1329	1330	1331	1332	1333	1334	1335	1336	1337	1338	1339	1340	1341	1342	1343	1344	1345	1346	1347	1348	1349	1350	1351	1352	1353	1354	1355	1356	1357	1358	1359	1360	1361	1362	1363	1364	1365	1366	1367	1368	1369	1370	1371	1372	1373	1374	1375	1376	1377	1378	1379	1380	1381	1382	1383	1384	1385	1386	1387	1388	1389	1390	1391	1392	1393	1394	1395	1396	1397	1398	1399	1400	1401	1402	1403	1404	1405	1406	1407	1408	1409	1410	1411	1412	1413



Autodrom Most 4.212 m

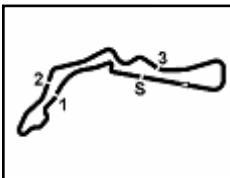
Czech Round, 19–21 July 2024
Riders Standings

	Points	Points From First	Points From Previous	February 25 PHILLIP ISLAND	March 24 BARCELONA	April 21 ASSEN	June 16 MISANO	July 14 DONINGTON PARK	July 21 MOST	August 11 PORTIMAO	September 8 MAGNY-COURS	September 22 CREMONA CIRCUIT	September 29 ARAGON	October 13 ESTORIL	October 20 JEREZ				
26 TOPARIS Tom [AUS]	6	205	0	6 10 14	16 18	20 22	22 24	24 24	24										
27 BIESIEKIRSKI Piotr [POL]	5	206	1			4 26	1 27 27	27 27	27										
28 VOSTATEK Ondrej [CZE]	5	206	0	2 14 18	20 23	24 29	31 31	31 31	27										
29 FULIGNI Federico [ITA]	3	208	2				3 28 28	28 28	29										
30 BRENNER Marcel [SUI]	3	208	0	3 13 16	19 21	22 27	28 28	28 28	29										
31 DALLA PORTA Lorenzo [ITA]	3	208	0		1 2 23 21	22 27	28 28	28 28	29										
32 ODENDAAL Steven [RSA]	2	209	1						2 32										
33 GIANNINI Gabriele [ITA]	1	210	1			1 30	32 32	32 32	33										
34 BIN PAWI Khairul Idham [MAS]	1	210	0	1 15 20	23 25	27 30	32 32	32 32	33										

20/07/2024 First Line: Championship Standings - Second Line: Ranking Progression

These data/results cannot be reproduced, stored and/or transmitted in whole or in part by any manner of electronic, mechanical, photocopying, recording, broadcasting or otherwise now known or herein after developed without the previous express consent by the copyright owner, except for reproduction in daily press and regular printed publications on sale to the public within 60 days of the event related to those data/results and always provided that copyright symbol appears together as follows below.

© DORNA WSBK ORGANIZATION Srl 2024



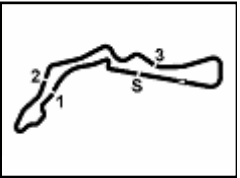
Czech Round, 19–21 July 2024
Riders Standings

Points	Points From First	Points From Previous	WorldSSP Challenge														
			March 24 BARCELONA	April 21 ASSEN	June 16 MISANO	July 14 DONINGTON PARK	July 21 MOST	August 11 PORTIMAO	September 8 MAGNY-COURS	September 22 CREMONA CIRCUIT	September 29 ARAGON	October 13 ESTORIL	October 20 JEREZ				
1 EDWARDS Tom (AUS)	24		4 1	11 1 1	4 1 1	5 1 1											
2 CORSI Simone (ITA)	16 8			2 3 3 3	5 3 3 2	3 3 2 2											
3 POWER Luke (AUS)	6 18 10			6 2 2	3 2 3	3 3 3 3											
4 FULIGNI Federico (ITA)	3 21 3				3 4 4	4 4 4 4											
5 GIANNINI Gabriele (ITA)	1 23 2			1 4	5 5 5 5	5 5 5 5											

20/07/2024 First Line: Championship Standings - Second Line: Ranking Progression

These data/results cannot be reproduced, stored and/or transmitted in whole or in part by any manner of electronic, mechanical, photocopying, recording, broadcasting or otherwise now known or herein after developed without the previous express consent by the copyright owner, except for reproduction in daily press and regular printed publications on sale to the public within 60 days of the event related to those data/results and always provided that copyright symbol appears together as follows below.

© DORNA WSBK ORGANIZATION Srl 2024



Autodrom Most 4.212 m

Czech Round, 19–21 July 2024
Manufacturers Standings

Points	Points From First	Points From Previous	February 25 PHILLIP ISLAND		March 24 BARCELONA		April 21 ASSEN		June 16 MISANO		July 14 DONINGTON PARK		July 21 MOST		August 11 PORTIMAO		September 8 MAGNY-COURS		September 22 CREMONA CIRCUIT		September 29 ARAGON		October 13 ESTORIL		October 20 JEREZ		
			1	2	1	2	1	2	1	2	1	2	1	2	1	2	1	2	1	2	1	2	1	2	1	2	1
1	258		25	25	25	13	25	20	25	25	25	25	25														
			1	1	1	1	1	1	1	1	1	1	1														
2	206	52	20	11	20	25	20	25	16	16	20	13	20														
			2	3	2	3	2	2	2	2	2	2	2														
3	139	119	67	16	20	16	20	10	11	10	10	10	5	11													
				3	2	2	3	3	3	3	3	3	3	3													
4	85	173	54	9	8	9	9	9	5	2	6	9	11	8													
				4	4	4	4	4	4	4	4	4	4	4													
5	35	223	50	3		8	7	7		1	4	4	5	5													
				5	5	5	5	5	5	5	5	5	5	5													
6	11	247	24	1				10																			
				6	6	6	6	6	6	6	6	6	6	6													

20/07/2024

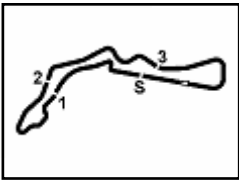
First Line: Championship Standings - Second Line: Ranking Progression

These data/results cannot be reproduced, stored and/or transmitted in whole or in part by any manner of electronic, mechanical, photocopying, recording, broadcasting or otherwise now known or herein after developed without the previous express consent by the copyright owner, except for reproduction in daily press and regular printed publications on sale to the public within 60 days of the event related to those data/results and always provided that copyright symbol appears together as follows below.

© DORNA WSBK ORGANIZATION Srl 2024

FICR PERUGIA TIMING





Czech Round, 19–21 July 2024
Teams Standings

	February 25 PHILLIP ISLAND	March 24 BARCELONA	April 21 ASSEN	June 16 MISANO	July 14 DONINGTON PARK	July 21 MOST	August 11 PORTIMAO	September 8 MAGNY-COURS	September 22 CREMONA CIRCUIT	September 29 ARAGON	October 13 ESTORIL	October 20 JEREZ	
1 Pata Yamaha Ten Kate Racing	237												
MANZI Stefano	163	20	20	25	20	16	13	20	13	16			
VAN STRAALEN Glenn	74		2	6	13	25	6	2	4	9	7		
2 Aruba.it Racing WorldSSP Team	211 (-26)												
HUERTAS Adrian	211		16	25		25	20	25	25	25			
3 MV Agusta Reparto Corse	183 (-54)												
SCHROETTER Marcel	118	16	20	16	20	4	8	10	10		5	9	
SOFUOGLU Bahattin	65	10	10	6	10	8	11			10			
4 Barni Spark Racing Team	174 (-63)												
MONTELLA Yari	174	25	25	13	13		9	20	20	16	20	13	
5 Evan Bros. WorldSSP Yamaha Team	117 (-120)												
DEBISE Valentin	117		11	11	11	16		13	16	11	8	20	
6 Motozoo ME AIR Racing	90 (-147)												
CARICASULO Federico	84	13	13	10	8	10		9	9		1	11	
POWER Luke	6					6							
7 WRP-RT Motorsport by SKM-Triumph	77 (-160)												
NAVARRO Jorge	45	9	4	9	9	9	5						
MCPHEE John	25	8	8	4		5							
BALDASSARRI Lorenzo	7							2		2	2	1	
8 D34G Racing WorldSSP Team	76 (-161)												
BAYLISS Oliver	52	11	6		5			8	3	8	7	4	
EDWARDS Tom	24			4	11			4		5			
9 GMT94 Yamaha	62 (-175)												
MAHIAS Lucas	62	7	9		16	7		1		6	6	10	
10 Orelec Racing Verdnatuara	61 (-176)												
NAVARRO Jorge	51						11	11	13	16			
BALDASSARRI Lorenzo	7		7										
FULIGNI Federico	3						3						
11 EAB Racing Team	56 (-181)												
TUULI Niki	56		2				16	7	8	7	10	6	
12 PTR Triumph	46 (-191)												
BOOTH-AMOS Thomas	41		3	3	1				6	9	11	8	
VOSTATEK Ondrej	5	2										3	
13 Ecosantagata Althea Racing Team	33 (-204)												
ANTONELLI Niccolo	28			7		1	13		7				
BIESIEKIRSKI Piotr	5						4		1				
14 Kawasaki Puccetti Racing	32 (-205)												
ONCU Can	32			8	7		7			1	4	5	
15 VFT Racing Yamaha	18 (-219)												
RUIZ Yeray	18	5	5	5	3								
16 Renzi Corse	16 (-221)												
CORSI Simone	16					2	3		5	3	3		
17 Petronas MIE Racing Honda	11 (-226)												
TOBA Kaito	10						10						
BIN PAWI Khairul Idham	1	1											
18 Yamaha Thailand Racing Team	10 (-227)												
SARMOON Anupab	10	4	1			3	2						

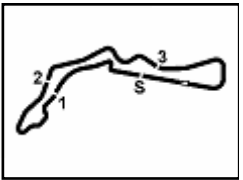
20/07/2024

These data/results cannot be reproduced, stored and/or transmitted in whole or in part by any manner of electronic, mechanical, photocopying, recording, broadcasting or otherwise now known or herein after developed without the previous express consent by the copyright owner, except for reproduction in daily press and regular printed publications on sale to the public within 60 days of the event related to those data/results and always provided that copyright symbol appears together as follows below.

© DORNA WSBK ORGANIZATION Srl 2024

FICR PERUGIA TIMING





Czech Round, 19–21 July 2024

Teams Standings

	February 25 PHILLIP ISLAND	March 24 BARCELONA	April 21 ASSEN	June 16 MISANO	July 14 DONINGTON PARK	July 21 MOST	August 11 PORTIMAO	September 8 MAGNY-COURS	September 22 CREMONA CIRCUIT	September 29 ARAGON	October 13 ESTORIL	October 20 JEREZ	
19 Extreme Racing Service				9									9 [-228]
OTTAVIANI Luca													5 4
20 Team Apreco				6									6 [-231]
SMITS Twan													6
21 Stop & Seal Racing				6									6 [-231]
TOPARIS Tom													6 6
22 Altogo Racing Team				3									3 [-234]
DALLA PORTA Lorenzo													3 1 2
23 VIAMO Racing by MTM				3									3 [-234]
BRENNER Marcel													3 3
24 Team ProDina Kawasaki				1									1 [-236]
GIANNINI Gabriele													1

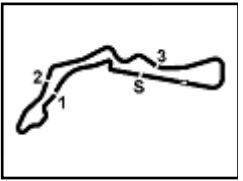
20/07/2024

These data/results cannot be reproduced, stored and/or transmitted in whole or in part by any manner of electronic, mechanical, photocopying, recording, broadcasting or otherwise now known or herein after developed without the previous express consent by the copyright owner, except for reproduction in daily press and regular printed publications on sale to the public within 60 days of the event related to those data/results and always provided that copyright symbol appears together as follows below.

© DORNA WSBK ORGANIZATION Srl 2024

FICR PERUGIA TIMING





Autodrom Most 4.212 m

Czech Round, 19–21 July 2024
Pirelli Best Lap Award

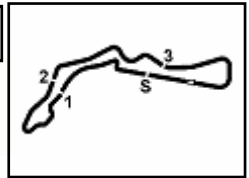
	Points	Points From First	Points From Previous	February 25 PHILLIP ISLAND	March 24 BARCELONA	April 21 ASSEN	June 16 MISANO	July 14 DONINGTON PARK	July 21 MOST	August 11 PORTIMAO	September 8 MAGNY-COURS	September 22 CREMONA CIRCUIT	September 29 ARAGON	October 13 ESTORIL	October 20 JEREZ			
1 HUERTAS Adrian (ESP)	4				1		1 1	1										
2 MONTELLA Yari (ITA)	2	2		1				1										
3 MANZI Stefano (ITA)	1	3	1						1									
4 SOFUOGLU Bahattin (TUR)	1	3	0			1												
5 CARICASULO Federico (ITA)	1	3	0			1												
6 NAVARRO Jorge (ESP)	1	3	0		1													
7 SCHROETTER Marcel (GER)	1	3	0	1														

20/07/2024

First Line: Championship Standings - Second Line: Ranking Progression

These data/results cannot be reproduced, stored and/or transmitted in whole or in part by any manner of electronic, mechanical, photocopying, recording, broadcasting or otherwise now known or herein after developed without the previous express consent by the copyright owner, except for reproduction in daily press and regular printed publications on sale to the public within 60 days of the event related to those data/results and always provided that copyright symbol appears together as follows below.

© DORNA WSBK ORGANIZATION Srl 2024



Czech Round, 19-21 July 2024
Best Sectors & Speed Race 1

Autodrom Most 4.212 m

RESULTS			
1	99 A. HUERTAS	Ducati Panigale V2	Laps 19
2	53 V. DEBISE	Yamaha YZF R6	3.758
3	62 S. MANZI	Yamaha YZF R6	3.892
4	55 Y. MONTELLA	Ducati Panigale V2	4.726
5	64 F. CARICASULO	MV Agusta F3 800 RR	16.411
6	94 L. MAHIAS	Yamaha YZF R6	19.043
7	23 M. SCHROETTER	MV Agusta F3 800 RR	19.086
8	69 T. BOOTH-AMOS	Triumph Street Triple RS 765	19.780
9	28 G. VAN STRAALEN	Yamaha YZF R6	20.000
10	66 N. TUULI	Ducati Panigale V2	22.403
11	61 C. ONCU	Kawasaki ZX-6R	28.718
12	32 D. BAYLISS	Ducati Panigale V2	29.313
13	50 D. VOSTATEK	Triumph Street Triple RS 765	29.764
14	4 S. ODENDAAL	Yamaha YZF R6	33.877
15	7 L. BALDASSARRI	Triumph Street Triple RS 765	34.326
16	68 L. POWER	MV Agusta F3 800 RR	41.464
17	20 M. VAN DER VOORT	Yamaha YZF R6	47.101
18	9 J. NAVARRO	Ducati Panigale V2	51.461
19	27 K. TOBA	Honda CBR600RR	53.592
20	17 J. MCPHEE	Triumph Street Triple RS 765	53.858
21	92 F. FEIGL	Triumph Street Triple RS 765	58.193
22	89 K. BIN PAWI	Honda CBR600RR	1'00.194
23	3 R. DE ROSA	QJMOTOR SRK 800 RR	1'00.448
24	22 F. FULIGNI	Ducati Panigale V2	1'00.558
25	24 S. MINAMIMOTO	Yamaha YZF R6	1'02.901
26	19 G. GIANNINI	Kawasaki ZX-6R	1'23.335
27	5 N. ANTONELLI	Ducati Panigale V2	5 Laps
RET	40 S. CORSI	Ducati Panigale V2	11 Laps
RET	71 T. EDWARDS	Ducati Panigale V2	11 Laps
RET	54 B. SOFUOGLU	MV Agusta F3 800 RR	17 Laps
RET	25 M. BRENNER	Kawasaki ZX-6R	
RET	51 A. SARMOON	Yamaha YZF R6	
RET	74 P. BIESIEKIRSKI	Ducati Panigale V2	

SPEED			
1	9 J. NAVARRO	Ducati Panigale V2	263,3
2	28 G. VAN STRAALEN	Yamaha YZF R6	262,7
3	55 Y. MONTELLA	Ducati Panigale V2	262,7
4	69 T. BOOTH-AMOS	Triumph Street Triple RS 765	262,1
5	71 T. EDWARDS	Ducati Panigale V2	262,1
6	61 C. ONCU	Kawasaki ZX-6R	261,4
7	53 V. DEBISE	Yamaha YZF R6	261,4
8	54 B. SOFUOGLU	MV Agusta F3 800 RR	261,4
9	50 D. VOSTATEK	Triumph Street Triple RS 765	260,8
10	24 S. MINAMIMOTO	Yamaha YZF R6	260,8
11	32 D. BAYLISS	Ducati Panigale V2	260,8
12	62 S. MANZI	Yamaha YZF R6	259,6
13	17 J. MCPHEE	Triumph Street Triple RS 765	259,0
14	40 S. CORSI	Ducati Panigale V2	258,4
15	27 K. TOBA	Honda CBR600RR	257,7
16	22 F. FULIGNI	Ducati Panigale V2	257,7
17	4 S. ODENDAAL	Yamaha YZF R6	257,1
18	68 L. POWER	MV Agusta F3 800 RR	257,1
19	92 F. FEIGL	Triumph Street Triple RS 765	257,1
20	23 M. SCHROETTER	MV Agusta F3 800 RR	257,1
21	89 K. BIN PAWI	Honda CBR600RR	256,5
22	94 L. MAHIAS	Yamaha YZF R6	256,5
23	66 N. TUULI	Ducati Panigale V2	256,5
24	64 F. CARICASULO	MV Agusta F3 800 RR	256,5
25	7 L. BALDASSARRI	Triumph Street Triple RS 765	256,5
26	99 A. HUERTAS	Ducati Panigale V2	255,3
27	19 G. GIANNINI	Kawasaki ZX-6R	255,3
28	5 N. ANTONELLI	Ducati Panigale V2	254,8
29	20 M. VAN DER VOORT	Yamaha YZF R6	253,6
30	3 R. DE ROSA	QJMOTOR SRK 800 RR	251,3
31	25 M. BRENNER	Kawasaki ZX-6R	207,2
32	51 A. SARMOON	Yamaha YZF R6	206,4
33	74 P. BIESIEKIRSKI	Ducati Panigale V2	203,3

SEG. 1	
1	62 S. MANZI 23.125
2	99 A. HUERTAS 23.171
3	55 Y. MONTELLA 23.183
4	64 F. CARICASULO 23.211
5	53 V. DEBISE 23.237
6	9 J. NAVARRO 23.243
7	23 M. SCHROETTER 23.312
8	28 G. VAN STRAALEN 23.317
9	69 T. BOOTH-AMOS 23.338
10	61 C. ONCU 23.346
11	32 D. BAYLISS 23.365
12	66 N. TUULI 23.379
13	5 N. ANTONELLI 23.388
14	50 D. VOSTATEK 23.410
15	94 L. MAHIAS 23.435
16	54 B. SOFUOGLU 23.439
17	40 S. CORSI 23.460
18	71 T. EDWARDS 23.506
19	68 L. POWER 23.531
20	4 S. ODENDAAL 23.588
21	22 F. FULIGNI 23.596
22	7 L. BALDASSARRI 23.621
23	17 J. MCPHEE 23.633
24	27 K. TOBA 23.654
25	92 F. FEIGL 23.694
26	20 M. VAN DER VOORT 23.760
27	89 K. BIN PAWI 23.763
28	24 S. MINAMIMOTO 23.816
29	19 G. GIANNINI 23.846
30	3 R. DE ROSA 24.024

SEG. 2	
1	99 A. HUERTAS 23.439
2	54 B. SOFUOGLU 23.496
3	53 V. DEBISE 23.512
4	55 Y. MONTELLA 23.524
5	62 S. MANZI 23.560
6	9 J. NAVARRO 23.680
7	7 L. BALDASSARRI 23.687
8	23 M. SCHROETTER 23.689
9	69 T. BOOTH-AMOS 23.692
10	28 G. VAN STRAALEN 23.717
11	64 F. CARICASULO 23.720
12	32 D. BAYLISS 23.742
13	94 L. MAHIAS 23.755
14	61 C. ONCU 23.758
15	4 S. ODENDAAL 23.782
16	50 D. VOSTATEK 23.812
17	66 N. TUULI 23.822
18	40 S. CORSI 23.855
19	68 L. POWER 23.873
20	71 T. EDWARDS 23.914
21	17 J. MCPHEE 23.953
22	5 N. ANTONELLI 23.969
23	22 F. FULIGNI 23.974
24	20 M. VAN DER VOORT 24.033
25	27 K. TOBA 24.073
26	92 F. FEIGL 24.083
27	19 G. GIANNINI 24.126
28	89 K. BIN PAWI 24.178
29	3 R. DE ROSA 24.268
30	24 S. MINAMIMOTO 24.292

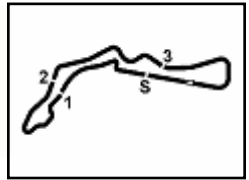
SEG. 3	
1	62 S. MANZI 24.380
2	55 Y. MONTELLA 24.436
3	99 A. HUERTAS 24.527
4	53 V. DEBISE 24.578
5	94 L. MAHIAS 24.625
6	66 N. TUULI 24.628
7	28 G. VAN STRAALEN 24.710
8	54 B. SOFUOGLU 24.768
9	64 F. CARICASULO 24.789
10	9 J. NAVARRO 24.796
11	69 T. BOOTH-AMOS 24.798
12	23 M. SCHROETTER 24.799
13	32 D. BAYLISS 24.817
14	7 L. BALDASSARRI 24.837
15	4 S. ODENDAAL 24.875
16	61 C. ONCU 24.884
17	20 M. VAN DER VOORT 24.893
18	50 D. VOSTATEK 24.896
19	40 S. CORSI 24.944
20	5 N. ANTONELLI 24.953
21	71 T. EDWARDS 24.957
22	68 L. POWER 25.013
23	3 R. DE ROSA 25.071
24	27 K. TOBA 25.119
25	22 F. FULIGNI 25.122
26	92 F. FEIGL 25.139
27	24 S. MINAMIMOTO 25.225
28	19 G. GIANNINI 25.238
29	89 K. BIN PAWI 25.244
30	17 J. MCPHEE 25.264

SEG. 4	
1	55 Y. MONTELLA 23.527
2	62 S. MANZI 23.540
3	69 T. BOOTH-AMOS 23.540
4	99 A. HUERTAS 23.561
5	53 V. DEBISE 23.562
6	94 L. MAHIAS 23.645
7	54 B. SOFUOGLU 23.659
8	61 C. ONCU 23.670
9	64 F. CARICASULO 23.675
10	9 J. NAVARRO 23.693
11	23 M. SCHROETTER 23.718
12	28 G. VAN STRAALEN 23.737
13	50 D. VOSTATEK 23.759
14	66 N. TUULI 23.783
15	32 D. BAYLISS 23.814
16	4 S. ODENDAAL 23.832
17	71 T. EDWARDS 23.861
18	40 S. CORSI 23.877
19	7 L. BALDASSARRI 23.889
20	5 N. ANTONELLI 23.913
21	27 K. TOBA 23.936
22	24 S. MINAMIMOTO 23.939
23	17 J. MCPHEE 23.967
24	68 L. POWER 23.973
25	22 F. FULIGNI 24.016
26	92 F. FEIGL 24.032
27	89 K. BIN PAWI 24.046
28	19 G. GIANNINI 24.106
29	20 M. VAN DER VOORT 24.165
30	3 R. DE ROSA 24.181

20/07/2024

These data/results cannot be reproduced, stored and/or transmitted in whole or in part by any manner of electronic, mechanical, photocopying, recording, broadcasting or otherwise now known or herein after developed without the previous express consent by the copyright owner, except for reproduction in daily press and regular printed publications on sale to the public within 60 days of the event related to those data/results and always provided that copyright symbol appears together as follows below.

© DORNA WSBK ORGANIZATION Srl 2024



Autodrom Most 4.212 m

Czech Round, 19–21 July 2024
Lap Chart Race 1

1 / 4

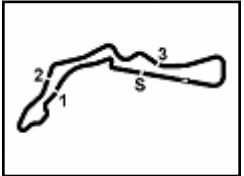
	Lap																		
	1	2	3	4	5	6	7	8	9	10	11	12	13	14	15	16	17	18	19
1	55	62	99	99	99	99	99	99	99	99	99	99	99	99	99	99	99	99	99
2	99	99	62	62	62	62	62	55	55	55	55	55	55	55	55	55	62	62	53
3	62	55	55	55	53	55	55	53	53	62	62	62	62	62	62	62	53	53	62
4	53	53	53	53	55	53	53	62	62	53	53	53	53	53	53	53	55	55	55
5	64	64	64	64	64	64	64	64	64	64	64	64	64	64	64	64	64	64	64
6	54	54	94	94	94	94	94	94	94	94	94	94	94	94	94	94	23	23	94
7	69	69	23	23	23	23	23	23	23	23	23	23	23	23	23	94	94	23	23
8	94	94	66	66	66	66	66	28	28	28	28	28	28	28	28	28	28	28	28
9	23	23	28	28	28	28	28	66	66	66	66	66	66	66	66	69	69	69	69
10	66	66	40	40	40	69	69	69	69	69	69	69	69	69	69	66	66	66	66
11	71	40	71	71	71	71	71	40	50	50	50	50	32	50	61	61	61	61	61
12	40	71	50	50	69	40	40	71	32	32	32	32	50	32	32	32	32	32	32
13	61	28	32	32	50	50	50	50	7	61	61	61	61	61	50	50	50	50	50
14	28	50	69	69	32	32	32	32	61	7	7	7	7	4	9	4	4	4	4
15	50	32	7	7	7	7	7	7	4	4	4	4	4	7	4	7	7	7	7
16	32	7	20	20	4	4	4	4	68	9	9	9	9	9	7	68	68	68	68
17	68	20	4	4	20	61	61	61	9	68	68	68	68	68	20	20	20	20	20
18	7	92	92	92	92	20	20	68	20	20	20	20	20	20	20	27	27	9	9
19	4	4	24	68	61	92	68	9	92	17	27	27	27	27	27	17	17	27	27
20	19	24	68	61	68	68	92	20	17	92	17	17	17	17	17	9	9	17	17
21	20	3	3	24	24	9	9	92	24	27	92	92	92	92	22	22	22	92	92
22	92	68	61	3	89	24	24	17	27	24	24	89	89	89	89	92	92	89	89
23	24	89	89	89	17	17	17	24	89	89	89	24	24	22	92	89	89	3	3
24	17	61	17	17	9	89	89	27	3	3	3	3	22	24	24	3	3	22	22
25	3	17	9	9	3	3	27	89	22	22	22	22	3	3	3	24	24	24	24
26	89	27	27	27	27	27	3	3	19	19	19	19	19	19	19	19	19	19	19
27	27	9	22	22	22	22	22	22	5	5	5	5	5	5					
28	9	22	19	19	19	19	19	19											
29	22	19	5	5	5	5	5	5											
30	5	5																	

Final Result		
1	99 A. HUERTAS	Laps 19
2	53 V. DEBISE	3.758
3	62 S. MANZI	3.892
4	55 Y. MONTELLA	4.726
5	64 F. CARICASULO	16.411
6	94 L. MAHIAS	19.043
7	23 M. SCHROETTER	19.086
8	69 T. BOOTH-AMOS	19.780
9	28 G. VAN STRAALLEN (P)	20.000
10	66 N. TUULI	22.403
11	61 C. ONCU	28.718
12	32 D. BAYLISS	29.313
13	50 D. VOSTATEK	29.764
14	4 S. ODENDAAL	33.877
15	7 L. BALDASSARRI	34.326
16	68 L. POWER	41.464
17	20 M. VAN DER VOORT	47.101
18	9 J. NAVARRO	51.461
19	27 K. TOBA	53.592
20	17 J. MCPHEE	53.858
21	92 F. FEIGL	58.193
22	89 K. BIN PAWI	1'00.194
23	3 R. DE ROSA	1'00.448
24	22 F. FULIGNI	1'00.558
25	24 S. MINAMIMOTO	1'02.901
26	19 G. GIANNINI	1'23.335
27	5 N. ANTONELLI	5 Laps
RET	40 S. CORSI	11 Laps
RET	71 T. EDWARDS	11 Laps
RET	54 B. SOFUOGLU	17 Laps
RET	74 P. BIESIEKIRSKI	
RET	25 M. BRENNER	
RET	51 A. SARMOON	

20/07/2024

These data/results cannot be reproduced, stored and/or transmitted in whole or in part by any manner of electronic, mechanical, photocopying, recording, broadcasting or otherwise now known or herein after developed without the previous express consent by the copyright owner, except for reproduction in daily press and regular printed publications on sale to the public within 60 days of the event related to those data/results and always provided that copyright symbol appears together as follows below.

© DORNA WSBK ORGANIZATION Srl 2024



Czech Round, 19–21 July 2024
Lap Chart Race 1

Lap 1	
1	55 Y.Montella 1'40.797
2	99 A.Huertas 0.006
3	62 S.Manzi 0.120
4	53 V.Debise 0.372
5	64 F.Caricasulo 0.920
6	54 B.Sofuoglu 1.143
7	69 T.Booth-Amos 1.305
8	94 L.Mahias 1.537
9	23 M.Schroetter 2.594
10	66 N.Tuuli 2.785
11	71 T.Edwards 2.921
12	40 S.Corsi 3.147
13	61 C.Oncu 3.230
14	28 G.van Straalen 3.367
15	50 O.Vostatek 3.927
16	32 O.Bayliss 4.027
17	68 L.Power 4.454
18	7 L.Baldassarri 4.568
19	4 S.Odendaal 4.623
20	19 G.Giannini 4.857
21	20 M.van Der Voort 5.099
22	92 F.Feigl 5.754
23	24 S.Minamimoto 5.863
24	17 J.McPhee 6.135
25	3 R.De Rosa 6.534
26	89 K.Bin Pawi 8.083
27	27 K.Toba 10.445
28	9 J.Navarro 12.084
29	22 F.Fuligni 15.885
30	5 N.Antonelli 53.821

Lap 2	
1	62 S.Manzi 3'16.557
2	99 A.Huertas 0.030
3	55 Y.Montella 0.260
4	53 V.Debise 0.495
5	64 F.Caricasulo 1.236
6	54 B.Sofuoglu 1.305
7	69 T.Booth-Amos 1.960
8	94 L.Mahias 2.073
9	23 M.Schroetter 3.167
10	66 N.Tuuli 4.593
11	40 S.Corsi 4.720
12	71 T.Edwards 4.890
13	28 G.van Straalen 4.972
14	50 O.Vostatek 5.167
15	32 O.Bayliss 5.380
16	7 L.Baldassarri 7.121
17	20 M.van Der Voort 7.218
18	92 F.Feigl 8.043
19	4 S.Odendaal 8.235
20	24 S.Minamimoto 8.483
21	3 R.De Rosa 9.048
22	68 L.Power 9.298
23	89 K.Bin Pawi 9.958
24	61 C.Oncu 10.557
25	17 J.McPhee 11.163
26	27 K.Toba 13.110
27	9 J.Navarro 13.142
28	22 F.Fuligni 18.025
29	19 G.Giannini 32.362
30	5 N.Antonelli

Lap 3	
1	99 A.Huertas 4'51.863
2	62 S.Manzi 0.310
3	55 Y.Montella 0.458
4	53 V.Debise 0.712
5	64 F.Caricasulo 2.245
6	94 L.Mahias 3.692
7	23 M.Schroetter 4.145
8	66 N.Tuuli 5.608

9	28 G.van Straalen 6.352
10	40 S.Corsi 6.564
11	71 T.Edwards 6.707
12	50 O.Vostatek 6.866
13	32 O.Bayliss 6.991
14	69 T.Booth-Amos 7.832
15	7 L.Baldassarri 8.228
16	20 M.van Der Voort 9.424
17	4 S.Odendaal 10.330
18	92 F.Feigl 10.936
19	24 S.Minamimoto 11.152
20	68 L.Power 11.410
21	3 R.De Rosa 11.972
22	61 C.Oncu 12.047
23	89 K.Bin Pawi 12.550
24	17 J.McPhee 13.354
25	9 J.Navarro 13.869
26	27 K.Toba 15.357
27	22 F.Fuligni 20.222
28	19 G.Giannini 36.316
29	5 N.Antonelli

Lap 4	
1	99 A.Huertas 6'26.994
2	62 S.Manzi 0.872
3	55 Y.Montella 1.309
4	53 V.Debise 1.409
5	64 F.Caricasulo 3.215
6	94 L.Mahias 4.640
7	23 M.Schroetter 5.267
8	66 N.Tuuli 6.650
9	28 G.van Straalen 7.440
10	40 S.Corsi 7.993
11	71 T.Edwards 8.195
12	50 O.Vostatek 8.326
13	32 O.Bayliss 8.487
14	69 T.Booth-Amos 8.523
15	7 L.Baldassarri 9.650
16	20 M.van Der Voort 11.676
17	4 S.Odendaal 11.900
18	92 F.Feigl 12.823
19	68 L.Power 13.983
20	61 C.Oncu 14.086
21	24 S.Minamimoto 14.238
22	3 R.De Rosa 15.120
23	89 K.Bin Pawi 15.170
24	17 J.McPhee 15.341
25	9 J.Navarro 15.455
26	27 K.Toba 17.903
27	22 F.Fuligni 22.089
28	19 G.Giannini 39.750
29	5 N.Antonelli

Lap 5	
1	99 A.Huertas 8'02.023
2	62 S.Manzi 1.040
3	53 V.Debise 1.731
4	55 Y.Montella 1.801
5	64 F.Caricasulo 4.328
6	94 L.Mahias 5.585
7	23 M.Schroetter 6.474
8	66 N.Tuuli 8.061
9	28 G.van Straalen 8.468
10	40 S.Corsi 9.234
11	71 T.Edwards 9.470
12	69 T.Booth-Amos 9.596
13	50 O.Vostatek 9.879
14	32 O.Bayliss 10.071
15	7 L.Baldassarri 12.488
16	4 S.Odendaal 13.864
17	20 M.van Der Voort 14.553
18	92 F.Feigl 15.400
19	61 C.Oncu 15.563

20	68 L.Power 16.234
21	24 S.Minamimoto 17.008
22	89 K.Bin Pawi 17.505
23	17 J.McPhee 17.901
24	9 J.Navarro 17.924
25	3 R.De Rosa 18.897
26	27 K.Toba 20.360
27	22 F.Fuligni 24.600
28	19 G.Giannini 42.752
29	5 N.Antonelli

Lap 6	
1	99 A.Huertas 9'37.031
2	62 S.Manzi 1.407
3	55 Y.Montella 1.718
4	53 V.Debise 1.988
5	64 F.Caricasulo 5.421
6	94 L.Mahias 6.613
7	23 M.Schroetter 7.897
8	66 N.Tuuli 9.039
9	28 G.van Straalen 9.371
10	69 T.Booth-Amos 10.658
11	71 T.Edwards 10.997
12	40 S.Corsi 11.160
13	50 O.Vostatek 11.340
14	32 O.Bayliss 11.699
15	7 L.Baldassarri 14.367
16	4 S.Odendaal 15.419
17	61 C.Oncu 16.993
18	20 M.van Der Voort 17.251
19	92 F.Feigl 17.897
20	68 L.Power 17.927
21	9 J.Navarro 19.582
22	24 S.Minamimoto 20.106
23	17 J.McPhee 20.526
24	89 K.Bin Pawi 20.721
25	3 R.De Rosa 22.143
26	27 K.Toba 22.890
27	22 F.Fuligni 26.908
28	19 G.Giannini 46.354
29	5 N.Antonelli

Lap 7	
1	99 A.Huertas 11'12.167
2	62 S.Manzi 1.578
3	55 Y.Montella 1.717
4	53 V.Debise 1.972
5	64 F.Caricasulo 6.536
6	94 L.Mahias 7.521
7	23 M.Schroetter 8.994
8	66 N.Tuuli 9.908
9	28 G.van Straalen 10.034
10	69 T.Booth-Amos 11.488
11	71 T.Edwards 12.587
12	40 S.Corsi 12.798
13	50 O.Vostatek 12.852
14	32 O.Bayliss 13.000
15	7 L.Baldassarri 16.415
16	4 S.Odendaal 17.019
17	61 C.Oncu 17.902
18	20 M.van Der Voort 19.487
19	68 L.Power 19.570
20	92 F.Feigl 20.741
21	9 J.Navarro 20.832
22	24 S.Minamimoto 23.248
23	17 J.McPhee 23.418
24	89 K.Bin Pawi 23.677
25	27 K.Toba 24.968
26	3 R.De Rosa 24.994
27	22 F.Fuligni 28.979
28	19 G.Giannini 49.836
29	5 N.Antonelli

Lap 8	
1	99 A.Huertas 12'47.271
2	55 Y.Montella 2.262
3	53 V.Debise 2.590
4	62 S.Manzi 2.828
5	64 F.Caricasulo 7.124
6	94 L.Mahias 8.492
7	23 M.Schroetter 10.114
8	28 G.van Straalen 10.737
9	66 N.Tuuli 11.104
10	69 T.Booth-Amos 12.197
11	40 S.Corsi 14.329
12	71 T.Edwards 14.399
13	50 O.Vostatek 14.580
14	32 O.Bayliss 16.637
15	7 L.Baldassarri 18.142
16	4 S.Odendaal 18.803
17	61 C.Oncu 18.850
18	68 L.Power 21.632
19	9 J.Navarro 21.961
20	20 M.van Der Voort 22.248
21	92 F.Feigl 22.923
22	17 J.McPhee 25.920
23	24 S.Minamimoto 26.303
24	27 K.Toba 26.819
25	89 K.Bin Pawi 27.034
26	3 R.De Rosa 27.871
27	22 F.Fuligni 31.023
28	19 G.Giannini 53.322
29	5 N.Antonelli

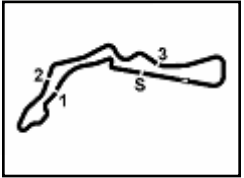
Lap 9	
1	99 A.Huertas 14'22.557
2	55 Y.Montella 2.563
3	53 V.Debise 2.719
4	62 S.Manzi 2.887
5	64 F.Caricasulo 8.015
6	94 L.Mahias 9.328
7	23 M.Schroetter 10.850
8	28 G.van Straalen 11.039
9	66 N.Tuuli 11.973
10	69 T.Booth-Amos 12.875
11	50 O.Vostatek 16.586
12	32 O.Bayliss 17.461
13	7 L.Baldassarri 19.542
14	61 C.Oncu 19.627
15	4 S.Odendaal 20.322
16	68 L.Power 23.151
17	9 J.Navarro 23.278
18	20 M.van Der Voort 24.141
19	92 F.Feigl 25.384
20	17 J.McPhee 28.326
21	24 S.Minamimoto 28.809
22	27 K.Toba 28.862
23	89 K.Bin Pawi 29.803
24	3 R.De Rosa 30.607
25	22 F.Fuligni 33.339
26	19 G.Giannini 56.850
27	5 N.Antonelli

Lap 10	
1	99 A.Huertas 15'57.783
2	55 Y.Montella 2.773
3	62 S.Manzi 3.187
4	53 V.Debise 3.571
5	64 F.Caricasulo 8.978
6	94 L.Mahias 10.478
7	23 M.Schroetter 11.689
8	28 G.van Straalen 12.010
9	66 N.Tuuli 12.797
10	69 T.Booth-Amos 13.664
11	50 O.Vostatek 17.664
12	32 O.Bayliss 18.697

20/07/2024
These data/results cannot be reproduced, stored and/or transmitted in whole or in part by any manner of electronic, mechanical, photocopying, recording, broadcasting or otherwise now known or herein after developed without the previous express consent by the copyright owner, except for reproduction in daily press and regular printed publications on sale to the public within 60 days of the event related to those data/results and always provided that copyright symbol appears together as follows below.

© DORNA WSBK ORGANIZATION Srl 2024





Autodrom Most 4.212 m

Czech Round, 19–21 July 2024
Lap Chart Race 1

3 / 4

13	61 C.Oncu	20.434
14	7 L.Baldassarri	21.083
15	4 S.Odendaal	21.809
16	9 J.Navarro	24.224
17	68 L.Power	24.752
18	20 M.van Der Voort	25.862
19	17 J.McPhee	30.963
20	92 F.Feigl	31.024
21	27 K.Toba	31.130
22	24 S.Minamimoto	32.063
23	89 K.Bin Pawi	32.765
24	3 R.De Rosa	33.633
25	22 F.Fuligni	35.326
26	19 G.Giannini	59.470
27	5 N.Antonelli	

Lap 11		
1	99 A.Huertas	17'32.826
2	55 Y.Montella	2.792
3	62 S.Manzi	3.158
4	53 V.Debise	3.752
5	64 F.Caricasulo	9.787
6	94 L.Mahias	11.050
7	23 M.Schroetter	12.589
8	28 G.van Straalen	13.033
9	66 N.Tuuli	13.638
10	69 T.Booth-Amos	14.589
11	50 O.Vostatek	19.166
12	32 O.Bayliss	19.941
13	61 C.Oncu	21.521
14	7 L.Baldassarri	22.777
15	4 S.Odendaal	23.282
16	9 J.Navarro	25.107
17	68 L.Power	26.224
18	20 M.van Der Voort	28.001
19	27 K.Toba	34.287
20	17 J.McPhee	34.466
21	92 F.Feigl	34.743
22	24 S.Minamimoto	35.652
23	89 K.Bin Pawi	35.783
24	3 R.De Rosa	36.421
25	22 F.Fuligni	37.590
26	19 G.Giannini	1'02.702
27	5 N.Antonelli	

Lap 12		
1	99 A.Huertas	19'07.996
2	55 Y.Montella	2.599
3	62 S.Manzi	2.919
4	53 V.Debise	3.710
5	64 F.Caricasulo	10.823
6	94 L.Mahias	11.883
7	23 M.Schroetter	13.361
8	28 G.van Straalen	13.973
9	66 N.Tuuli	14.404
10	69 T.Booth-Amos	15.482
11	50 O.Vostatek	20.424
12	32 O.Bayliss	20.669
13	61 C.Oncu	22.328
14	7 L.Baldassarri	24.146
15	4 S.Odendaal	24.735
16	9 J.Navarro	26.025
17	68 L.Power	27.895
18	20 M.van Der Voort	30.603
19	27 K.Toba	37.018
20	17 J.McPhee	37.394
21	92 F.Feigl	37.964
22	89 K.Bin Pawi	38.616
23	24 S.Minamimoto	38.877
24	3 R.De Rosa	39.379
25	22 F.Fuligni	39.836
26	19 G.Giannini	1'05.946
27	5 N.Antonelli	

Lap 13		
1	99 A.Huertas	20'43.032
2	55 Y.Montella	2.630
3	62 S.Manzi	3.177
4	53 V.Debise	3.851
5	64 F.Caricasulo	11.744
6	94 L.Mahias	13.144
7	23 M.Schroetter	14.215
8	28 G.van Straalen	15.091
9	66 N.Tuuli	15.519
10	69 T.Booth-Amos	16.384
11	32 O.Bayliss	22.521
12	50 O.Vostatek	22.592
13	61 C.Oncu	23.553
14	7 L.Baldassarri	25.540
15	4 S.Odendaal	26.055
16	9 J.Navarro	26.748
17	68 L.Power	29.798
18	20 M.van Der Voort	33.136
19	27 K.Toba	39.406
20	17 J.McPhee	40.126
21	92 F.Feigl	40.975
22	89 K.Bin Pawi	41.423
23	24 S.Minamimoto	42.032
24	22 F.Fuligni	42.775
25	3 R.De Rosa	43.169
26	19 G.Giannini	1'08.785
27	5 N.Antonelli	

Lap 14		
1	99 A.Huertas	22'18.100
2	55 Y.Montella	2.665
3	62 S.Manzi	2.943
4	53 V.Debise	4.127
5	64 F.Caricasulo	12.469
6	94 L.Mahias	14.302
7	23 M.Schroetter	14.945
8	28 G.van Straalen	15.990
9	66 N.Tuuli	16.308
10	69 T.Booth-Amos	17.125
11	50 O.Vostatek	24.286
12	32 O.Bayliss	24.383
13	61 C.Oncu	24.436
14	4 S.Odendaal	27.665
15	7 L.Baldassarri	27.908
16	9 J.Navarro	27.996
17	68 L.Power	31.869
18	20 M.van Der Voort	35.601
19	27 K.Toba	41.696
20	17 J.McPhee	42.674
21	92 F.Feigl	44.569
22	89 K.Bin Pawi	44.989
23	22 F.Fuligni	45.325
24	24 S.Minamimoto	45.722
25	3 R.De Rosa	46.089
26	19 G.Giannini	1'11.516
27	5 N.Antonelli	

Lap 15		
1	99 A.Huertas	23'53.210
2	55 Y.Montella	2.854
3	62 S.Manzi	3.084
4	53 V.Debise	4.029
5	64 F.Caricasulo	13.243
6	94 L.Mahias	15.187
7	23 M.Schroetter	15.462
8	28 G.van Straalen	16.641
9	66 N.Tuuli	17.442
10	69 T.Booth-Amos	17.724
11	61 C.Oncu	25.616
12	32 O.Bayliss	26.053
13	50 O.Vostatek	26.359
14	9 J.Navarro	28.914

15	4 S.Odendaal	29.274
16	7 L.Baldassarri	29.526
17	68 L.Power	33.806
18	20 M.van Der Voort	37.703
19	27 K.Toba	44.572
20	17 J.McPhee	45.311
21	22 F.Fuligni	48.104
22	89 K.Bin Pawi	48.234
23	92 F.Feigl	48.353
24	24 S.Minamimoto	48.868
25	3 R.De Rosa	49.078
26	19 G.Giannini	1'14.335

Lap 16		
1	99 A.Huertas	25'28.471
2	55 Y.Montella	3.361
3	62 S.Manzi	3.573
4	53 V.Debise	3.854
5	64 F.Caricasulo	14.340
6	94 L.Mahias	16.535
7	23 M.Schroetter	16.692
8	28 G.van Straalen	17.234
9	69 T.Booth-Amos	18.760
10	66 N.Tuuli	18.979
11	61 C.Oncu	26.745
12	32 O.Bayliss	27.015
13	50 O.Vostatek	27.543
14	4 S.Odendaal	30.414
15	7 L.Baldassarri	30.756
16	68 L.Power	35.838
17	20 M.van Der Voort	40.006
18	27 K.Toba	46.966
19	17 J.McPhee	47.640
20	9 J.Navarro	49.833
21	22 F.Fuligni	50.462
22	92 F.Feigl	51.249
23	89 K.Bin Pawi	51.720
24	3 R.De Rosa	52.258
25	24 S.Minamimoto	52.417
26	19 G.Giannini	1'16.976

Lap 17		
1	99 A.Huertas	27'03.969
2	62 S.Manzi	3.592
3	53 V.Debise	3.816
4	55 Y.Montella	4.044
5	64 F.Caricasulo	14.724
6	23 M.Schroetter	17.402
7	94 L.Mahias	17.605
8	28 G.van Straalen	18.297
9	69 T.Booth-Amos	18.974
10	66 N.Tuuli	19.709
11	61 C.Oncu	27.357
12	32 O.Bayliss	27.687
13	50 O.Vostatek	28.187
14	4 S.Odendaal	31.643
15	7 L.Baldassarri	31.789
16	68 L.Power	37.644
17	20 M.van Der Voort	42.023
18	27 K.Toba	49.162
19	17 J.McPhee	49.716
20	9 J.Navarro	50.610
21	22 F.Fuligni	51.858
22	92 F.Feigl	53.413
23	89 K.Bin Pawi	54.410
24	3 R.De Rosa	54.693
25	24 S.Minamimoto	55.840
26	19 G.Giannini	1'19.440

Lap 18		
1	99 A.Huertas	28'39.281
2	62 S.Manzi	3.610
3	53 V.Debise	3.656

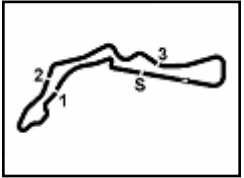
4	55 Y.Montella	3.886
5	64 F.Caricasulo	15.583
6	23 M.Schroetter	18.099
7	94 L.Mahias	18.256
8	28 G.van Straalen	19.215
9	69 T.Booth-Amos	19.653
10	66 N.Tuuli	21.198
11	61 C.Oncu	28.399
12	32 O.Bayliss	28.952
13	50 O.Vostatek	29.125
14	4 S.Odendaal	32.977
15	7 L.Baldassarri	33.138
16	68 L.Power	39.324
17	20 M.van Der Voort	44.492
18	9 J.Navarro	51.668
19	27 K.Toba	52.091
20	17 J.McPhee	52.347
21	92 F.Feigl	56.026
22	89 K.Bin Pawi	57.625
23	3 R.De Rosa	57.799
24	22 F.Fuligni	57.990
25	24 S.Minamimoto	59.435
26	19 G.Giannini	1'21.689

Lap 19		
1	99 A.Huertas	30'15.092
2	53 V.Debise	3.758
3	62 S.Manzi	3.892
4	55 Y.Montella	4.726
5	64 F.Caricasulo	16.411
6	94 L.Mahias	19.043
7	23 M.Schroetter	19.086
8	28 G.van Straalen	19.680
9	69 T.Booth-Amos	19.780
10	66 N.Tuuli	22.403
11	61 C.Oncu	28.718
12	32 O.Bayliss	29.313
13	50 O.Vostatek	29.764
14	4 S.Odendaal	33.877
15	7 L.Baldassarri	34.326
16	68 L.Power	41.464
17	20 M.van Der Voort	47.101
18	9 J.Navarro	51.461
19	27 K.Toba	53.592
20	17 J.McPhee	53.858
21	92 F.Feigl	58.193
22	89 K.Bin Pawi	1'00.194
23	3 R.De Rosa	1'00.448
24	22 F.Fuligni	1'00.558
25	24 S.Minamimoto	1'02.901
26	19 G.Giannini	1'23.335

20/07/2024

These data/results cannot be reproduced, stored and/or transmitted in whole or in part by any manner of electronic, mechanical, photocopying, recording, broadcasting or otherwise now known or herein after developed without the previous express consent by the copyright owner, except for reproduction in daily press and regular printed publications on sale to the public within 60 days of the event related to those data/results and always provided that copyright symbol appears together as follows below.

© DORNA WSBK ORGANIZATION Srl 2024



Czech Round, 19-21 July 2024
Lap Chart Race 1

Race Pace Comparison

	99 Hue	53 Deb	62 Man	55 Mon	64 Car	94 Mah	23 Sch	69 Boo	28 vSt	66 Tuu	61 Onc	32 Bay	50 Vos	4 Ode
1	1'40.803	1'41.169	1'40.917	1'40.797	1'41.717	1'42.334	1'43.391	1'42.102	1'44.164	1'43.582	1'44.027	1'44.824	1'44.724	1'45.420
2	1'35.784	1'35.883	1'35.640	1'36.020	1'36.076	1'36.296	1'36.333	1'36.415	1'37.365	1'37.568	1'43.087	1'37.113	1'37.000	1'39.372
3	1'35.276	1'35.523	1'35.616	1'35.504	1'36.315	1'36.925	1'36.284	1'41.178	1'36.686	1'36.321	1'36.796	1'36.917	1'37.005	1'37.401
4	1'35.131	1'35.828	1'35.693	1'35.982	1'36.101	1'36.079	1'36.253	1'35.822	1'36.219	1'36.173	1'37.170	1'36.627	1'36.591	1'36.701
5	1'35.029	1'35.351	1'35.197	1'35.521	1'36.142	1'35.974	1'36.236	1'36.102	1'36.057	1'36.440	1'36.506	1'36.613	1'36.582	1'36.993
6	1'35.008	1'35.265	1'35.375	1'34.925	1'36.101	1'36.036	1'36.431	1'36.070	1'35.911	1'35.986	1'36.438	1'36.636	1'36.469	1'36.563
7	1'35.136	1'35.120	1'35.307	1'35.135	1'36.251	1'36.044	1'36.233	1'35.966	1'35.799	1'36.005	1'36.045	1'36.437	1'36.648	1'36.736
8	1'35.104	1'35.722	1'36.354	1'35.649	1'35.692	1'36.075	1'36.224	1'35.813	1'35.807	1'36.300	1'36.052	1'38.741	1'36.832	1'36.888
9	1'35.286	1'35.415	1'35.345	1'35.587	1'36.177	1'36.122	1'36.022	1'35.964	1'35.588	1'36.155	1'36.063	1'36.110	1'37.292	1'36.805
10	1'35.226	1'36.078	1'35.526	1'35.436	1'36.189	1'36.376	1'36.065	1'36.015	1'36.197	1'36.050	1'36.033	1'36.462	1'36.304	1'36.713
11	1'35.043	1'35.224	1'35.014	1'35.062	1'35.852	1'35.615	1'35.943	1'35.968	1'36.066	1'35.884	1'36.130	1'36.287	1'36.545	1'36.516
12	1'35.170	1'35.128	1'34.931	1'34.977	1'36.206	1'36.003	1'35.942	1'36.063	1'36.110	1'35.936	1'35.977	1'35.898	1'36.428	1'36.623
13	1'35.036	1'35.177	1'35.294	1'35.067	1'35.957	1'36.297	1'35.890	1'35.938	1'36.154	1'36.151	1'36.261	1'36.888	1'37.204	1'36.356
14	1'35.068	1'35.344	1'34.834	1'35.103	1'35.793	1'36.226	1'35.798	1'35.809	1'35.967	1'35.857	1'35.951	1'36.930	1'36.762	1'36.678
15	1'35.110	1'35.012	1'35.251	1'35.299	1'35.884	1'35.995	1'35.627	1'35.709	1'35.761	1'36.244	1'36.290	1'36.780	1'37.183	1'36.719
16	1'35.261	1'35.086	1'35.750	1'35.768	1'36.358	1'36.609	1'36.491	1'36.297	1'35.854	1'36.798	1'36.390	1'36.223	1'36.445	1'36.401
17	1'35.498	1'35.460	1'35.517	1'36.181	1'35.882	1'36.568	1'36.208	1'35.712	1'36.561	1'36.228	1'36.110	1'36.170	1'36.142	1'36.727
18	1'35.312	1'35.152	1'35.330	1'35.154	1'36.171	1'35.963	1'36.009	1'35.991	1'36.230	1'36.801	1'36.354	1'36.577	1'36.250	1'36.646
19	1'35.811	1'35.913	1'36.093	1'36.651	1'36.639	1'36.598	1'36.798	1'35.938	1'36.276	1'37.016	1'36.130	1'36.172	1'36.450	1'36.711

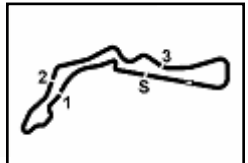
	7 Bal	68 Pow	20 vDV	9 Nav	27 Tob	17 McP	92 Fei	89 Bin	3 DeR	22 Ful	24 Min	19 Gia	5 Ant	40 Cor
1	1'45.365	1'45.251	1'45.896	1'52.881	1'51.242	1'46.932	1'46.551	1'48.880	1'47.331	1'56.682	1'46.660	1'45.654	2'34.618	1'43.944
2	1'38.313	1'40.604	1'37.879	1'36.818	1'38.425	1'40.788	1'38.049	1'37.635	1'38.274	1'37.900	1'38.380	2'03.265	9'19.995	1'37.333
3	1'36.413	1'37.418	1'37.512	1'36.033	1'37.553	1'37.497	1'38.199	1'37.898	1'38.230	1'37.503	1'37.975	1'39.260	1'37.802	1'37.150
4	1'36.553	1'37.704	1'37.383	1'36.717	1'37.677	1'37.118	1'37.018	1'37.751	1'38.279	1'36.998	1'38.217	1'38.565	1'37.403	1'36.560
5	1'37.867	1'37.280	1'37.906	1'37.498	1'37.486	1'37.589	1'37.606	1'37.364	1'38.806	1'37.540	1'37.799	1'38.031	1'37.087	1'36.270
6	1'36.887	1'36.701	1'37.706	1'36.666	1'37.538	1'37.633	1'37.505	1'38.224	1'38.254	1'37.316	1'38.106	1'38.610	1'36.849	1'36.934
7	1'37.184	1'36.779	1'37.372	1'36.386	1'37.214	1'38.028	1'37.980	1'38.092	1'37.987	1'37.207	1'38.278	1'38.618	1'36.524	1'36.774
8	1'36.831	1'37.166	1'37.865	1'36.233	1'36.955	1'37.606	1'37.286	1'38.461	1'37.981	1'37.148	1'38.159	1'38.590	1'36.791	1'36.635
9	1'36.686	1'36.805	1'37.179	1'36.603	1'37.329	1'37.692	1'37.747	1'38.055	1'38.022	1'37.602	1'37.792	1'38.814	1'36.680	
10	1'36.767	1'36.827	1'36.947	1'36.172	1'37.494	1'37.863	1'40.866	1'38.188	1'38.252	1'37.213	1'38.480	1'37.846	1'36.279	
11	1'36.737	1'36.515	1'37.182	1'35.926	1'38.200	1'38.546	1'38.762	1'38.061	1'37.831	1'37.307	1'38.632	1'38.275	1'38.828	
12	1'36.539	1'36.841	1'37.772	1'36.088	1'37.901	1'38.098	1'38.391	1'38.003	1'38.128	1'37.416	1'38.395	1'38.414	1'37.474	
13	1'36.430	1'36.939	1'37.569	1'35.759	1'37.424	1'37.768	1'38.047	1'37.843	1'38.826	1'37.975	1'38.191	1'37.875	1'36.508	
14	1'37.436	1'37.139	1'37.533	1'36.316	1'37.358	1'37.616	1'38.662	1'38.634	1'37.988	1'37.618	1'38.758	1'37.799	1'42.498	
15	1'36.728	1'37.047	1'37.212	1'36.028	1'37.986	1'37.747	1'38.894	1'38.355	1'38.099	1'37.889	1'38.256	1'37.929		
16	1'36.491	1'37.293	1'37.564	1'56.180	1'37.655	1'37.590	1'38.157	1'38.747	1'38.441	1'37.619	1'38.810	1'37.902		
17	1'36.531	1'37.304	1'37.515	1'36.275	1'37.694	1'37.574	1'37.662	1'38.188	1'37.933	1'36.894	1'38.921	1'37.962		
18	1'36.661	1'36.992	1'37.781	1'36.370	1'38.241	1'37.943	1'37.925	1'38.527	1'38.418	1'41.444	1'38.907	1'37.561		
19	1'36.999	1'37.951	1'38.420	1'35.604	1'37.312	1'37.322	1'37.978	1'38.380	1'38.460	1'38.379	1'39.277	1'37.457		

	71 Edw	54 Sof
1	1'43.718	1'41.940
2	1'37.729	1'35.922
3	1'37.123	
4	1'36.619	
5	1'36.304	
6	1'36.535	
7	1'36.726	
8	1'36.916	

20/07/2024

These data/results cannot be reproduced, stored and/or transmitted in whole or in part by any manner of electronic, mechanical, photocopying, recording, broadcasting or otherwise now known or herein after developed without the previous express consent by the copyright owner, except for reproduction in daily press and regular printed publications on sale to the public within 60 days of the event related to those data/results and always provided that copyright symbol appears together as follows below.

© DORNA WSBK ORGANIZATION Srl 2024



Autodrom Most 4.212 m

**Czech Round, 19-21 July 2024
Chronological Analysis Race 1**

Start at 15:15:32.480

1 / 6

1° 99 A. HUERTAS [1'35.008]							
Lap	Seg1	Seg2	Seg3	Seg4	Lap Time	km/h	Local Time
1		23.769	24.717	23.777	1'40.803	187,7	15:17'13.283
2	23.800	23.809	24.527	23.648	1'35.784	253,0	15:18'49.067
3	23.351	23.528	24.627	23.770	1'35.276	253,0	15:20'24.343
4	23.284	23.577	24.587	23.683	1'35.131C	253,0	15:21'59.474
5	23.264	23.439	24.628	23.698	1'35.029	253,0	15:23'34.503
6	23.234	23.529	24.565	23.680	1'35.008	253,6	15:25'09.511
7	23.271	23.547	24.640	23.678	1'35.136	254,8	15:26'44.647
8	23.272	23.531	24.667	23.634	1'35.104	254,2	15:28'19.751
9	23.298	23.626	24.644	23.718	1'35.286	255,3	15:29'55.037
10	23.314	23.541	24.674	23.697	1'35.226C	254,8	15:31'30.263
11	23.214	23.567	24.583	23.679	1'35.043	254,2	15:33'05.306
12	23.226	23.635	24.664	23.645	1'35.170	254,2	15:34'40.476
13	23.246	23.594	24.609	23.587	1'35.036	253,6	15:36'15.512
14	23.279	23.588	24.640	23.561	1'35.068	253,0	15:37'50.580
15	23.171	23.616	24.729	23.594	1'35.110	254,2	15:39'25.690
16	23.286	23.608	24.668	23.699	1'35.261	254,8	15:41'00.951
17	23.279	23.725	24.737	23.757	1'35.498	254,8	15:42'36.449
18	23.240	23.671	24.775	23.626	1'35.312	254,2	15:44'11.761
19	23.418	23.673	24.944	23.776	1'35.811	254,2	15:45'47.572
Race Time 30'15.092							

18	23.218	23.621	24.612	23.879	1'35.330	253,0	15:44'15.371
19	23.474	23.747	25.180	23.692	1'36.093	251,3	15:45'51.464
Race Time 30'18.984							

2° 53 V. DEBISE [1'35.012]							
Lap	Seg1	Seg2	Seg3	Seg4	Lap Time	km/h	Local Time
1		23.814	24.754	23.754	1'41.169	190,0	15:17'13.649
2	23.660	23.874	24.741	23.608	1'35.883	256,5	15:18'49.532
3	23.484	23.625	24.742	23.672	1'35.523	257,1	15:20'25.055
4	23.816	23.660	24.635	23.717	1'35.828	257,1	15:22'00.883
5	23.290	23.665	24.644	23.752	1'35.351	261,4	15:23'36.234
6	23.517	23.549	24.602	23.597	1'35.265	254,2	15:25'11.499
7	23.284	23.624	24.628	23.584	1'35.120	254,8	15:26'46.619
8	23.560	23.841	24.717	23.604	1'35.722	257,7	15:28'22.341
9	23.474	23.581	24.681	23.679	1'35.415	257,7	15:29'57.756
10	23.744	23.792	24.906	23.636	1'36.078C	260,8	15:31'33.834
11	23.267	23.596	24.728	23.633	1'35.224	257,1	15:33'09.058
12	23.251	23.611	24.650	23.616	1'35.128	255,3	15:34'44.186
13	23.288	23.587	24.668	23.634	1'35.177	254,8	15:36'19.363
14	23.264	23.860	24.583	23.637	1'35.344	254,8	15:37'54.707
15	23.246	23.591	24.578	23.597	1'35.012	254,8	15:39'29.719
16	23.237	23.512	24.683	23.654	1'35.086	255,9	15:41'04.805
17	23.386	23.729	24.682	23.663	1'35.460	257,1	15:42'40.265
18	23.353	23.646	24.591	23.562	1'35.152	257,7	15:44'15.417
19	23.508	23.752	24.983	23.670	1'35.913	254,8	15:45'51.330
Race Time 30'18.850							

4° 55 Y. MONTELLA [1'34.925]								
Lap	Seg1	Seg2	Seg3	Seg4	Lap Time	km/h	Local Time	
1			23.741	24.761	23.895	1'40.797	187,4	15:17'13.277
2	23.905	23.868	24.573	23.674	1'36.020	255,9	15:18'49.297	
3	23.491	23.678	24.659	23.676	1'35.504	258,4	15:20'24.801	
4	24.117	23.721	24.617	23.527	1'35.982	260,2	15:22'00.783	
5	23.499	23.620	24.715	23.687	1'35.521	259,6	15:23'36.304	
6	23.308	23.524	24.445	23.648	1'34.925	262,1	15:25'11.229	
7	23.406	23.611	24.523	23.595	1'35.135	260,8	15:26'46.364	
8	23.679	23.679	24.562	23.729	1'35.649	262,7	15:28'22.013	
9	23.283	23.720	24.850	23.734	1'35.587	258,4	15:29'57.600	
10	23.255	23.768	24.650	23.763	1'35.436C	257,7	15:31'33.036	
11	23.342	23.586	24.494	23.640	1'35.062	257,1	15:33'08.098	
12	23.183	23.568	24.552	23.674	1'34.977	257,1	15:34'43.075	
13	23.417	23.549	24.436	23.665	1'35.067	256,5	15:36'18.142	
14	23.349	23.633	24.521	23.600	1'35.103	256,5	15:37'53.245	
15	23.351	23.647	24.558	23.743	1'35.299	256,5	15:39'28.544	
16	23.529	23.761	24.735	23.743	1'35.768	255,9	15:41'04.312	
17	24.012	23.860	24.561	23.748	1'36.181	257,1	15:42'40.493	
18	23.428	23.745	24.437	23.544	1'35.154	261,4	15:44'15.647	
19	23.430	23.722	25.076	24.423	1'36.651	261,4	15:45'52.298	
Race Time 30'19.818								

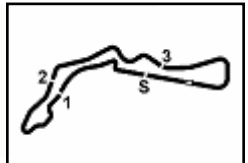
3° 62 S. MANZI [1'34.834]							
Lap	Seg1	Seg2	Seg3	Seg4	Lap Time	km/h	Local Time
1		23.883	24.721	23.645	1'40.917	188,0	15:17'13.397
2	23.584	23.694	24.572	23.790	1'35.640	256,5	15:18'49.037
3	23.599	23.683	24.657	23.677	1'35.616	251,3	15:20'24.653
4	23.940	23.593	24.446	23.714	1'35.693	254,2	15:22'00.346
5	23.339	23.560	24.517	23.781	1'35.197	253,6	15:23'35.543
6	23.294	23.717	24.489	23.875	1'35.375	254,2	15:25'10.918
7	23.210	23.722	24.504	23.871	1'35.307	254,8	15:26'46.225
8	23.897	24.212	24.584	23.661	1'36.354	254,8	15:28'22.579
9	23.341	23.723	24.588	23.693	1'35.345	259,6	15:29'57.924
10	23.485	23.734	24.563	23.744	1'35.526C	259,6	15:31'33.450
11	23.232	23.584	24.518	23.680	1'35.014	255,9	15:33'08.464
12	23.125	23.713	24.380	23.713	1'34.931	256,5	15:34'43.395
13	23.322	23.686	24.584	23.702	1'35.294	255,9	15:36'18.689
14	23.141	23.672	24.481	23.540	1'34.834	254,8	15:37'53.523
15	23.270	23.769	24.560	23.652	1'35.251	257,1	15:39'28.774
16	23.625	23.723	24.689	23.713	1'35.750	257,1	15:41'04.524
17	23.567	23.686	24.485	23.779	1'35.517	258,4	15:42'40.041

5° 64 F. CARICASULO [1'35.692]							
Lap	Seg1	Seg2	Seg3	Seg4	Lap Time	km/h	Local Time
1		24.009	25.004	23.675	1'41.717	192,6	15:17'14.197
2	23.549	23.842	24.983	23.702	1'36.076	256,5	15:18'50.273
3	23.679	23.729	25.058	23.849	1'36.315	256,5	15:20'26.588
4	23.446	23.784	25.059	23.812	1'36.101	254,2	15:22'02.689
5	23.422	23.889	24.946	23.885	1'36.142	254,8	15:23'38.831
6	23.344	23.830	24.990	23.937	1'36.101	254,2	15:25'14.932
7	23.398	23.904	25.065	23.884	1'36.251	255,3	15:26'51.183
8	23.248	23.787	24.789	23.868	1'35.692	255,9	15:28'26.875
9	23.270	23.884	25.098	23.925	1'36.177	255,9	15:30'03.052
10	23.350	23.898	25.055	23.886	1'36.189C	254,8	15:31'39.241
11	23.299	23.751	24.922	23.880	1'35.852	254,2	15:33'15.093
12	23.462	23.830	25.035	23.879	1'36.206	253,6	15:34'51.299
13	23.351	23.789	24.974	23.843	1'35.957	254,2	15:36'27.256
14	23.211	23.741	25.047	23.794	1'35.793	253,0	15:38'03.049
15	23.283	23.720	25.036	23.845	1'35.884	254,2	15:39'38.933
16	23.271	23.899	25.085	24.103	1'36.358	254,8	15:41'15.291
17	23.270	23.735	24.951	23.926	1'35.882	255,3	15:42'51.173
18	23.309	23.829	25.102	23.931	1'36.171	254,8	15:44'27.344
19	23.379	23.886	25.442	23.932	1'36.639	254,8	15:46'03.983
Race Time 30'31.503							

6° 94 L. MAHIAS [1'35.615]							
Lap	Seg1	Seg2	Seg3	Seg4	Lap Time	km/h	Local Time
1		24.181	24.733	23.733	1'42.334	188,7	15:17'14.814
2	23.837	24.124	24.690	23.645	1'36.296	256,5	15:18'51.110
3	23.919	24.092	25.057	23.857	1'36.925C	254,8	15:20'28.035
4	23.587	23.804	24.908	23.780	1'36.079	252,4	15:22'04.114
5	23.655	23.755	24.730	23.834	1'35.974	251,3	15:23'40.088
6	23.590	23.842	24.789	23.815	1'36.036	251,8	15:25'16.124
7	23.516	23.884	24.863	23.781	1'36.044	253,0	15:26'52.168
8	23.639	23.799	24.823	23.814	1'36.075	252,4	15:28'28.243
9	23.587	23.796	24.887	23.852	1'36.122	253,0	15:30'04.365
10	23.484	23.835	25.135	23.922	1'36.376C	251,8	15:31'40.741
11	23.435	23.785	24.625	23.770	1'35.615	251,8	15:33'16.356
12	23.485	23.917	24.737	23.864	1'36.003	252,4	15:34'52.359
13	23.683	23.835	24.893	23.886	1'36.297	250,7	15:36'28.656
14	23.636	23.823	24.931	23.836	1'36.226	250,7	15:38'04.882

20/07/2024 P = Pits In/Out - C = Lap Time Cancelled

These data/results cannot be reproduced, stored and/or transmitted in whole or in part by any manner of electronic, mechanical, photocopying, recording, broadcasting or otherwise now known or herein after developed without the previous express consent by the copyright owner, except for reproduction in daily press and regular printed publications on sale to the public within 60 days of the event related to those data/results and always provided that copyright symbol



Autodrom Most 4.212 m

Czech Round, 19–21 July 2024
Chronological Analysis Race 1

Start at 15:15'32.480

2 / 6

15	23.446	23.901	24.791	23.857	1'35.995	251,8	15:39'40.877	12	23.469	24.032	24.759	23.850	1'36.110	255,3	15:34'54.449
16	23.440	24.033	25.099	24.037	1'36.609	251,3	15:41'17.486	13	23.436	24.102	24.879	23.737	1'36.154	253,6	15:36'30.603
17	23.949	23.857	24.729	24.033	1'36.568	250,1	15:42'54.054	14	23.489	23.779	24.898	23.801	1'35.967	254,2	15:38'06.570
18	23.446	23.890	24.880	23.747	1'35.963	255,3	15:44'30.017	15	23.420	23.769	24.791	23.781	1'35.761	254,2	15:39'42.331
19	23.725	23.882	24.955	24.036	1'36.598	253,6	15:46'06.615	16	23.322	23.812	24.921	23.799	1'35.854	253,6	15:41'18.185

Race Time 30'34.135

7° 23 M. SCHROETTER (1'35.627)							
Lap	Seg.1	Seg.2	Seg.3	Seg.4	Lap Time	km/h	Local Time
1		24.372	25.255	23.842	1'43.391	194,0	15:17'15.871
2	23.706	23.981	24.799	23.847	1'36.333	256,5	15:18'52.204
3	23.532	23.914	24.971	23.867	1'36.284	255,9	15:20'28.488
4	23.531	23.878	24.964	23.880	1'36.253	255,3	15:22'04.741
5	23.459	23.840	25.085	23.852	1'36.236	255,3	15:23'40.977
6	23.552	23.828	25.087	23.964	1'36.431	255,9	15:25'17.408
7	23.545	23.781	25.086	23.821	1'36.233	255,9	15:26'53.641
8	23.474	23.984	24.941	23.825	1'36.224	255,3	15:28'29.865
9	23.445	23.822	24.928	23.827	1'36.022	256,5	15:30'05.887
10	23.438	23.823	24.960	23.844	1'36.065C	255,3	15:31'41.952
11	23.361	23.689	24.940	23.953	1'35.943	255,3	15:33'17.895
12	23.472	23.777	24.888	23.805	1'35.942	253,6	15:34'53.837
13	23.405	23.785	24.893	23.807	1'35.890	253,6	15:36'29.727
14	23.430	23.738	24.903	23.727	1'35.798	254,2	15:38'05.525
15	23.312	23.746	24.851	23.718	1'35.627	255,3	15:39'41.152
16	23.461	23.858	25.248	23.924	1'36.491	257,1	15:41'17.643
17	23.553	23.806	24.952	23.897	1'36.208	257,1	15:42'53.851
18	23.374	23.801	24.990	23.844	1'36.009	253,0	15:44'29.860
19	24.046	23.940	25.035	23.777	1'36.798	254,2	15:46'06.658

Race Time 30'34.178

8° 69 T. BOOTH-AMOS (1'35.709)							
Lap	Seg.1	Seg.2	Seg.3	Seg.4	Lap Time	km/h	Local Time
1		24.104	24.892	23.707	1'42.102	200,0	15:17'14.582
2	23.798	24.093	24.843	23.681	1'36.415	260,2	15:18'50.997
3	23.953	23.765	29.592	23.868	1'41.178	251,3	15:20'32.175
4	23.467	23.903	24.912	23.540	1'35.822	254,2	15:22'07.997
5	23.661	23.828	24.945	23.668	1'36.102	260,2	15:23'44.099
6	23.427	23.808	25.008	23.827	1'36.070	262,1	15:25'20.169
7	23.451	23.858	24.926	23.731	1'35.966	253,6	15:26'56.135
8	23.419	23.692	24.924	23.778	1'35.813	254,2	15:28'31.948
9	23.401	23.858	24.909	23.796	1'35.964	254,8	15:30'07.912
10	23.523	23.742	24.947	23.803	1'36.015C	253,0	15:31'43.927
11	23.450	23.795	24.849	23.874	1'35.968	253,6	15:33'19.895
12	23.481	23.794	24.922	23.866	1'36.063	253,0	15:34'55.958
13	23.433	23.871	24.881	23.753	1'35.938	252,4	15:36'31.896
14	23.376	23.770	24.893	23.770	1'35.809	253,6	15:38'07.705
15	23.491	23.748	24.798	23.672	1'35.709	254,2	15:39'43.414
16	23.343	23.827	25.299	23.828	1'36.297	257,1	15:41'19.711
17	23.428	23.768	24.820	23.696	1'35.712	252,4	15:42'55.423
18	23.338	23.891	24.946	23.816	1'35.991	254,2	15:44'31.414
19	23.402	23.886	24.886	23.764	1'35.938	255,9	15:46'07.352

Race Time 30'34.872

9° 28 G. VAN STRAALLEN (1'35.588)							
Lap	Seg.1	Seg.2	Seg.3	Seg.4	Lap Time	km/h	Local Time
1		24.757	25.393	23.923	1'44.164	199,3	15:17'16.644
2	23.976	24.402	25.071	23.916	1'37.365	261,4	15:18'54.009
3	23.649	24.072	25.076	23.889	1'36.686	261,4	15:20'30.695
4	23.661	23.891	24.860	23.807	1'36.219	254,8	15:22'06.914
5	23.621	23.812	24.751	23.873	1'36.057	255,9	15:23'42.971
6	23.526	23.796	24.710	23.879	1'35.911	255,3	15:25'18.882
7	23.459	23.830	24.738	23.772	1'35.799	257,7	15:26'54.681
8	23.451	23.811	24.768	23.777	1'35.807	262,7	15:28'30.488
9	23.353	23.717	24.774	23.744	1'35.588	256,5	15:30'06.076
10	23.460	23.803	24.975	23.959	1'36.197C	259,6	15:31'42.273
11	23.343	23.933	24.926	23.864	1'36.066	257,1	15:33'18.339

20/07/2024 P = Pits In/Out - C = Lap Time Cancelled

These data/results cannot be reproduced, stored and/or transmitted in whole or in part by any manner of electronic, mechanical, photocopying, recording, broadcasting or otherwise now known or herein after developed without the previous express consent by the copyright owner, except for reproduction in daily press and regular printed publications on sale to the public within 60 days of the event related to those data/results and always provided that copyright symbol appears together as follows below.

© DORNA WSBK ORGANIZATION Srl 2024

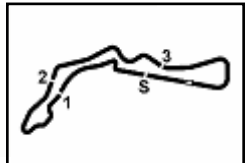
10° 66 N. TUULI (1'35.857)							
Lap	Seg.1	Seg.2	Seg.3	Seg.4	Lap Time	km/h	Local Time
1		24.640	25.154	23.832	1'43.582	196,8	15:17'16.062
2	24.243	24.283	24.919	24.123	1'37.568	256,5	15:18'53.630
3	23.820	23.866	24.781	23.854	1'36.321	250,7	15:20'29.951
4	23.519	23.853	24.822	23.979	1'36.173	252,4	15:22'06.124
5	23.540	23.975	24.905	24.020	1'36.440	252,4	15:23'42.564
6	23.469	23.952	24.688	23.877	1'35.986	253,0	15:25'18.550
7	23.450	24.040	24.686	23.829	1'36.005	253,6	15:26'54.555
8	23.714	24.041	24.735	23.810	1'36.300	255,3	15:28'30.855
9	23.602	23.921	24.628	24.004	1'36.155	255,9	15:30'07.010
10	23.464	23.862	24.874	23.850	1'36.050C	253,0	15:31'43.060
11	23.441	23.921	24.722	23.800	1'35.884	254,2	15:33'18.944
12	23.482	23.945	24.681	23.828	1'35.936	253,6	15:34'54.880
13	23.564	23.977	24.669	23.941	1'36.151	254,8	15:36'31.031
14	23.605	23.823	24.646	23.783	1'35.857	254,8	15:38'06.888
15	23.379	23.950	24.790	24.125	1'36.244	255,3	15:39'43.132
16	23.420	24.002	25.432	23.944	1'36.798	254,2	15:41'19.930
17	23.636	23.822	24.829	23.941	1'36.228	256,5	15:42'56.158
18	23.566	23.960	25.221	24.054	1'36.801	254,2	15:44'32.959
19	23.668	24.025	25.191	24.132	1'37.016	253,0	15:46'09.975

Race Time 30'37.495

11° 61 C. ONCU (1'35.951)							
Lap	Seg.1	Seg.2	Seg.3	Seg.4	Lap Time	km/h	Local Time
1		24.901	25.322	23.670	1'44.027	196,4	15:17'16.507
2	29.462	24.631	25.267	23.727	1'43.087	259,6	15:18'59.594
3	23.971	23.828	25.011	23.986	1'36.796C	257,1	15:20'36.390
4	23.899	23.888	25.310	24.073	1'37.170	252,4	15:22'13.560
5	23.565	23.785	25.237	23.919	1'36.506	258,4	15:23'50.066
6	23.485	23.791	25.222	23.940	1'36.438	260,2	15:25'26.504
7	23.507	23.792	25.027	23.719	1'36.045	254,8	15:27'02.549
8	23.489	23.773	24.959	23.831	1'36.052	256,5	15:28'38.601
9	23.498	23.779	24.922	23.864	1'36.063	261,4	15:30'14.664
10	23.495	23.771	24.884	23.883	1'36.033C	257,7	15:31'50.697
11	23.458	23.758	25.048	23.866	1'36.130	254,2	15:33'26.827
12	23.421	23.833	24.948	23.775	1'35.977	254,8	15:35'02.804
13	23.472	23.981	24.963	23.845	1'36.261	254,8	15:36'39.065
14	23.346	23.825	24.961	23.819	1'35.951	255,9	15:38'15.016
15	23.486	23.912	25.067	23.825	1'36.290	258,4	15:39'51.306
16	23.594	23.802	25.045	23.949	1'36.390	253,0	15:41'27.696
17	23.383	23.917	25.033	23.777	1'36.110	253,6	15:43'03.806
18	23.411	24.049	24.993	23.901	1'36.354	254,8	15:44'40.160
19	23.504	23.774	25.003	23.849	1'36.130	254,8	15:46'16.290

Race Time 30'43.810

12° 32 D. BAYLISS (1'35.898)							
Lap	Seg.1	Seg.2	Seg.3	Seg.4	Lap Time	km/h	Local Time
1		24.931	25.573	24.019	1'44.824	199,6	15:17'17.304
2	24.009	24.102	25.112	23.890	1'37.113	258,4	15:18'54.417
3	23.934	23.868	25.164	23.951	1'36.917	256,5	15:20'31.334
4	23.913	23.890	24.991	23.833	1'36.627	259,6	15:22'07.961
5	24.004	23.831	24.917	23.861	1'36.613	259,0	15:23'44.574
6	23.668	23.982	25.073	23.913	1'36.636	257,1	15:25'21.210
7	23.672	23.957	24.994	23.814	1'36.437	256,5	15:26'57.647
8	25.769	23.961	24.883	24.128	1'38.741C	260,8	15:28'36.388



**Czech Round, 19–21 July 2024
Chronological Analysis Race 1**

REVISED

3 / 6

Start at 15:15'32.480

9	23.446	23.803	24.856	24.005	1'36.110	253,6	15:30'12.498	6	23.969	23.779	24.965	24.174	1'36.887	247,9	15:25'23.878
10	23.598	23.821	24.941	24.102	1'36.462C	253,0	15:31'48.960	7	23.963	23.910	25.112	24.199	1'37.184	247,9	15:27'01.062
11	23.538	23.817	24.937	23.995	1'36.287	251,8	15:33'25.247	8	23.840	23.841	25.035	24.115	1'36.831	248,4	15:28'37.893
12	23.366	23.789	24.847	23.896	1'35.898	251,8	15:35'01.145	9	23.737	23.768	25.052	24.129	1'36.686	249,0	15:30'14.579
13	23.583	24.133	25.121	24.051	1'36.888	253,0	15:36'38.033	10	23.746	23.816	25.080	24.125	1'36.767C	247,9	15:31'51.346
14	23.925	24.032	25.019	23.954	1'36.930	250,1	15:38'14.963	11	23.728	24.047	24.902	24.060	1'36.737	249,5	15:33'28.083
15	23.802	23.887	25.003	24.088	1'36.780	259,6	15:39'51.743	12	23.670	23.828	25.051	23.990	1'36.539	249,5	15:35'04.622
16	23.566	23.742	24.817	24.098	1'36.223	253,0	15:41'27.966	13	23.654	23.687	25.106	23.983	1'36.430	246,7	15:36'41.052
17	23.527	23.756	24.923	23.964	1'36.170	253,0	15:43'04.136	14	24.604	23.843	25.063	23.926	1'37.436	247,9	15:38'18.488
18	23.489	23.898	25.035	24.155	1'36.577	253,6	15:44'40.713	15	23.845	24.011	24.911	23.961	1'36.728	251,8	15:39'55.216
19	23.365	23.840	24.989	23.978	1'36.172	252,4	15:46'16.885	16	23.656	23.809	24.981	24.045	1'36.491	253,0	15:41'31.707
Race Time 30'44.405								17	23.621	23.875	25.033	24.002	1'36.531	251,3	15:43'08.238
Race Time 30'44.405								18	23.693	23.977	25.026	23.965	1'36.661	252,4	15:44'44.899
Race Time 30'44.405								19	23.760	24.180	25.064	23.995	1'36.999	253,6	15:46'21.898

13° 50 D. VOSTATEK [1'36.142]

Lap	Seg1	Seg2	Seg3	Seg4	Lap Time	km/h	Local Time
1		24.845	25.388	23.986	1'44.724	195,4	15:17'17.204
2	23.769	24.163	25.174	23.894	1'37.000	255,3	15:18'54.204
3	23.830	24.082	25.216	23.877	1'37.005	259,6	15:20'31.209
4	23.815	23.883	25.134	23.759	1'36.591	259,0	15:22'07.800
5	23.705	23.821	25.009	24.047	1'36.582	260,8	15:23'44.382
6	23.722	23.880	25.026	23.841	1'36.469	257,7	15:25'20.851
7	23.657	24.049	25.170	23.772	1'36.648	260,2	15:26'57.499
8	23.785	23.953	25.207	23.887	1'36.832	259,6	15:28'34.331
9	23.824	24.036	25.293	24.139	1'37.292	259,0	15:30'11.623
10	23.567	23.812	24.947	23.978	1'36.304C	251,8	15:31'47.927
11	23.615	23.957	24.953	24.020	1'36.545	251,8	15:33'24.472
12	23.519	23.918	25.046	23.945	1'36.428	250,1	15:35'00.900
13	23.591	24.309	25.104	24.200	1'37.204	250,7	15:36'38.104
14	23.776	23.940	25.103	23.943	1'36.762	254,2	15:38'14.866
15	24.298	23.969	25.029	23.887	1'37.183	251,8	15:39'52.049
16	23.641	24.008	24.896	23.900	1'36.445	255,3	15:41'28.494
17	23.410	23.861	24.995	23.876	1'36.142	255,3	15:43'04.636
18	23.531	23.894	24.992	23.833	1'36.250	255,3	15:44'40.886
19	23.537	23.996	24.963	23.954	1'36.450	256,5	15:46'17.336
Race Time 30'44.856							

16° 68 L. POWER [1'36.515]

Lap	Seg1	Seg2	Seg3	Seg4	Lap Time	km/h	Local Time
1		24.932	25.411	24.191	1'45.251	206,0	15:17'17.731
2	26.785	24.606	25.206	24.007	1'40.604	257,1	15:18'58.335
3	23.847	24.109	25.340	24.122	1'37.418C	255,3	15:20'35.753
4	23.726	24.446	25.464	24.068	1'37.704	253,6	15:22'13.457
5	23.775	23.950	25.419	24.136	1'37.280	253,6	15:23'50.737
6	23.608	23.904	25.074	24.115	1'36.701	255,3	15:25'27.438
7	23.678	23.999	25.129	23.973	1'36.779	255,3	15:27'04.217
8	23.699	24.008	25.249	24.210	1'37.166	257,1	15:28'41.383
9	23.561	23.934	25.115	24.195	1'36.805C	254,2	15:30'18.188
10	23.531	23.909	25.329	24.058	1'36.827C	253,6	15:31'55.015
11	23.653	23.873	25.013	23.976	1'36.515	255,3	15:33'31.530
12	23.625	23.965	25.223	24.028	1'36.841	253,0	15:35'08.371
13	23.666	24.016	25.115	24.142	1'36.939	252,4	15:36'45.310
14	23.711	24.063	25.241	24.124	1'37.139	251,3	15:38'22.449
15	23.535	24.095	25.289	24.128	1'37.047	253,0	15:39'59.496
16	23.599	24.130	25.379	24.185	1'37.293	251,8	15:41'36.789
17	23.659	24.116	25.287	24.242	1'37.304	251,8	15:43'14.093
18	23.643	24.006	25.175	24.168	1'36.992	251,3	15:44'51.085
19	23.820	24.225	25.559	24.347	1'37.951	252,4	15:46'29.036
Race Time 30'56.556							

14° 4 S. ODENDAAL [1'36.356]

Lap	Seg1	Seg2	Seg3	Seg4	Lap Time	km/h	Local Time
1		24.701	25.262	24.017	1'45.420	212,0	15:17'17.900
2	23.864	26.436	25.191	23.881	1'39.372	256,5	15:18'57.272
3	23.803	24.405	25.161	24.032	1'37.401C	257,1	15:20'34.673
4	23.776	23.929	24.875	24.121	1'36.701	253,0	15:22'11.374
5	23.852	24.097	25.076	23.968	1'36.993	257,1	15:23'48.367
6	23.802	23.894	24.967	23.900	1'36.563	252,4	15:25'24.930
7	23.693	23.948	25.144	23.951	1'36.736	253,6	15:27'01.666
8	23.812	24.063	25.042	23.971	1'36.888	254,8	15:28'38.554
9	23.935	23.941	25.007	23.922	1'36.805	254,8	15:30'15.359
10	23.676	23.943	25.068	24.026	1'36.713C	257,1	15:31'52.072
11	23.710	23.903	24.947	23.956	1'36.516	254,8	15:33'28.588
12	23.721	24.092	24.883	23.927	1'36.623	254,8	15:35'05.211
13	23.703	23.834	24.987	23.832	1'36.356	253,6	15:36'41.567
14	23.756	23.916	25.092	23.914	1'36.678	254,2	15:38'18.245
15	23.959	23.954	24.964	23.842	1'36.719	251,3	15:39'54.964
16	23.588	23.782	25.104	23.927	1'36.401	256,5	15:41'31.365
17	23.712	23.960	25.055	24.000	1'36.727	252,4	15:43'08.092
18	23.661	24.003	25.016	23.966	1'36.646	251,3	15:44'44.738
19	23.811	24.081	24.962	23.857	1'36.711	251,8	15:46'21.449
Race Time 30'48.969							

17° 20 M. VAN DER VOORT [1'37.182]

Lap	Seg1	Seg2	Seg3	Seg4	Lap Time	km/h	Local Time
1		24.732	25.315	24.165	1'45.896	207,2	15:17'18.376
2	24.146	24.410	25.012	24.311	1'37.879	253,6	15:18'56.255
3	24.161	24.151	25.007	24.193	1'37.512C	250,1	15:20'33.767
4	23.866	24.193	25.071	24.253	1'37.383	248,4	15:22'11.150
5	24.509	24.091	25.028	24.278	1'37.906	247,9	15:23'49.056
6	23.958	24.163	25.236	24.349	1'37.706	248,4	15:25'26.762
7	23.836	24.147	25.144	24.245	1'37.372	251,3	15:27'04.134
8	24.308	24.238	25.106	24.213	1'37.865	249,5	15:28'41.999
9	23.856	24.113	24.978	24.232	1'37.179C	251,8	15:30'19.178
10	23.833	24.033	24.893	24.188	1'36.947C	248,4	15:31'56.125
11	23.760	24.134	25.023	24.265	1'37.182	249,0	15:33'33.307
12	23.837	24.525	25.173	24.237	1'37.772	247,3	15:35'11.079
13	24.130	24.182	25.033	24.224	1'37.569	246,7	15:36'48.648
14	23.886	24.234	25.207	24.206	1'37.533	246,7	15:38'26.181
15	23.802	24.103	25.103	24.204	1'37.212	247,3	15:40'03.393
16	23.858	24.113	25.303	24.290	1'37.564	247,9	15:41'40.957
17	23.873	24.121	25.261	24.260	1'37.515	246,2	15:43'18.472
18	24.006	24.259	25.245	24.271	1'37.781	246,7	15:44'56.253
19	23.967	24.437	25.469	24.547	1'38.420	247,3	15:46'34.673
Race Time 31'02.193							

15° 7 L. BALDASSARRI [1'36.413]

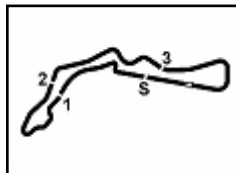
Lap	Seg1	Seg2	Seg3	Seg4	Lap Time	km/h	Local Time
1		25.356	25.240	24.095	1'45.365	200,4	15:17'17.845
2	25.229	23.973	25.043	24.068	1'38.313	256,5	15:18'56.158
3	23.866	23.798	24.860	23.889	1'36.413	247,9	15:20'32.571
4	24.001	23.802	24.837	23.913	1'36.553	250,7	15:22'09.124
5	24.680	23.843	25.182	24.162	1'37.867	250,7	15:23'46.991

18° 9 J. NAVARRO [1'35.604]

Lap	Seg1	Seg2	Seg3	Seg4	Lap Time	km/h	Local Time
1		24.667	25.453	24.005	1'52.881		15:17'25.361
2	23.698	23.931	25.219	23.970	1'36.818	253,6	15:19'02.179

20/07/2024 P = Pits In/Out - C = Lap Time Cancelled

These data/results cannot be reproduced, stored and/or transmitted in whole or in part by any manner of electronic, mechanical, photocopying, recording, broadcasting or otherwise now known or



**Czech Round, 19–21 July 2024
Chronological Analysis Race 1**

REVISED

Start at 15:15'32.480

Lap	Seg1	Seg2	Seg3	Seg4	Lap Time	km/h	Local Time
3	23.457	23.884	24.943	23.749	1'36.033C	255,3	15:20'38.212
4	23.484	24.011	25.242	23.980	1'36.717	255,9	15:22'14.929
5	24.153	23.865	25.469	24.011	1'37.498	263,3	15:23'52.427
6	23.553	23.983	25.152	23.978	1'36.666	256,5	15:25'29.093
7	23.403	23.819	25.247	23.917	1'36.386	255,3	15:27'05.479
8	23.268	24.114	25.052	23.799	1'36.233	262,7	15:28'41.712
9	23.472	23.932	25.144	24.055	1'36.603C	259,0	15:30'18.315
10	23.303	23.832	25.104	23.933	1'36.172C	261,4	15:31'54.487
11	23.418	23.739	24.871	23.898	1'35.926	254,2	15:33'30.413
12	23.348	23.758	25.105	23.877	1'36.088	253,0	15:35'06.501
13	23.300	23.730	24.796	23.933	1'35.759	254,2	15:36'42.260
14	23.485	23.980	24.996	23.855	1'36.316	254,8	15:38'18.576
15	23.435	23.808	24.856	23.929	1'36.028	260,2	15:39'54.604
16	23.253	42.768	26.081	24.078	1'56.180	253,6	15:41'50.784
17	23.531	23.873	24.917	23.954	1'36.275	253,6	15:43'27.059
18	23.243	24.160	25.091	23.876	1'36.370	255,9	15:45'03.429
19	23.337	23.680	24.894	23.693	1'35.604	253,6	15:46'39.033

Race Time 31'06.553

19° 27 K. TOBA [1'36.955]							
Lap	Seg1	Seg2	Seg3	Seg4	Lap Time	km/h	Local Time
1		25.693	25.472	24.410	1'51.242	203,7	15:17'23.722
2	23.974	25.066	25.248	24.137	1'38.425	251,8	15:19'02.147
3	24.026	24.125	25.213	24.189	1'37.553C	252,4	15:20'39.700
4	24.147	24.194	25.140	24.196	1'37.677	252,4	15:22'17.377
5	23.962	24.252	25.119	24.153	1'37.486	253,0	15:23'54.863
6	24.017	24.250	25.211	24.060	1'37.538	252,4	15:25'32.401
7	23.828	24.267	25.121	23.998	1'37.214	253,0	15:27'09.615
8	23.694	24.186	25.128	23.947	1'36.955	254,2	15:28'46.570
9	23.693	24.329	25.227	24.080	1'37.329C	255,3	15:30'23.899
10	23.701	24.073	25.180	24.540	1'37.494C	257,7	15:32'01.393
11	24.221	24.456	25.260	24.263	1'38.200	257,1	15:33'39.593
12	23.963	24.322	25.487	24.129	1'37.901	250,7	15:35'17.494
13	23.717	24.379	25.247	24.081	1'37.424	250,1	15:36'54.918
14	23.742	24.166	25.334	24.116	1'37.358	250,1	15:38'32.276
15	23.654	24.808	25.321	24.203	1'37.986	252,4	15:40'10.262
16	23.966	24.356	25.219	24.114	1'37.655	251,3	15:41'47.917
17	23.844	24.281	25.336	24.233	1'37.694	251,3	15:43'25.611
18	23.923	24.898	25.484	23.936	1'38.241	250,7	15:45'03.852
19	23.746	24.243	25.280	24.043	1'37.312	254,8	15:46'41.164

Race Time 31'08.684

20° 17 J. MCPHEE [1'37.118]							
Lap	Seg1	Seg2	Seg3	Seg4	Lap Time	km/h	Local Time
1		24.495	25.424	24.021	1'46.932	202,6	15:17'19.412
2	24.301	26.787	25.733	23.967	1'40.788	254,8	15:19'00.200
3	23.778	23.953	25.621	24.145	1'37.497C	251,8	15:20'37.697
4	23.723	24.118	25.264	24.013	1'37.118	253,0	15:22'14.815
5	23.955	23.980	25.516	24.138	1'37.589	259,0	15:23'52.404
6	23.924	24.143	25.490	24.076	1'37.633	251,8	15:25'30.037
7	23.760	24.338	25.846	24.084	1'38.028	255,3	15:27'08.065
8	23.742	24.166	25.476	24.222	1'37.606	256,5	15:28'45.671
9	23.804	24.187	25.304	24.397	1'37.692C	253,0	15:30'23.363
10	23.855	24.074	25.482	24.452	1'37.863C	252,4	15:32'01.226
11	24.278	24.297	25.433	24.538	1'38.546	251,8	15:33'39.772
12	24.070	24.229	25.577	24.222	1'38.098	250,7	15:35'17.870
13	23.831	24.278	25.437	24.222	1'37.768	251,3	15:36'55.638
14	23.797	24.199	25.356	24.264	1'37.616	250,1	15:38'33.254
15	23.861	24.195	25.473	24.218	1'37.747	249,0	15:40'11.001
16	23.876	24.143	25.347	24.224	1'37.590	251,8	15:41'48.591
17	23.633	24.083	25.614	24.244	1'37.574	250,7	15:43'26.165
18	23.823	24.286	25.554	24.280	1'37.943	254,2	15:45'04.108
19	23.794	24.069	25.419	24.040	1'37.322	255,3	15:46'41.430

Race Time 31'08.950

21° 92 F. FEIGL [1'37.018]								
Lap	Seg1	Seg2	Seg3	Seg4	Lap Time	km/h	Local Time	
1			24.332	25.663	24.346	1'46.551	203,7	15:17'19.031
2	24.193	24.375	25.406	24.075	1'38.049	255,9	15:18'57.080	
3	24.203	24.337	25.544	24.115	1'38.199C	251,3	15:20'35.279	
4	23.720	24.083	25.183	24.032	1'37.018	254,2	15:22'12.297	
5	23.756	24.176	25.509	24.165	1'37.606	255,9	15:23'49.903	
6	23.810	24.083	25.334	24.278	1'37.505	255,3	15:25'27.408	
7	24.117	24.232	25.465	24.166	1'37.980	255,3	15:27'05.388	
8	23.853	24.175	25.139	24.119	1'37.286	257,1	15:28'42.674	
9	23.850	24.196	25.458	24.243	1'37.747C	255,9	15:30'20.421	
10	23.835	24.329	27.271	25.431	1'40.866C	254,2	15:32'01.287	
11	24.007	24.874	25.627	24.254	1'38.762	254,2	15:33'40.049	
12	24.101	24.306	25.598	24.386	1'38.391	257,1	15:35'18.440	
13	23.859	24.590	25.344	24.254	1'38.047	251,3	15:36'56.487	
14	24.388	24.447	25.538	24.289	1'38.662	253,6	15:38'35.149	
15	23.700	25.408	25.552	24.234	1'38.894	253,6	15:40'14.043	
16	23.961	24.319	25.473	24.404	1'38.157	256,5	15:41'52.200	
17	23.816	24.313	25.296	24.237	1'37.662	255,3	15:43'29.862	
18	23.694	24.379	25.524	24.328	1'37.925	254,8	15:45'07.787	
19	23.774	24.271	25.737	24.196	1'37.978	253,6	15:46'45.765	

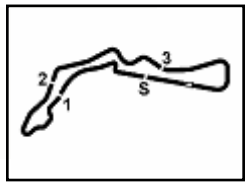
Race Time 31'13.285

22° 89 K. BIN PAWI [1'37.364]							
Lap	Seg1	Seg2	Seg3	Seg4	Lap Time	km/h	Local Time
1		25.427	25.409	24.146	1'48.880	204,9	15:17'21.360
2	23.970	24.338	25.244	24.083	1'37.635	253,0	15:18'58.995
3	23.863	24.298	25.621	24.116	1'37.898C	254,8	15:20'36.893
4	24.141	24.248	25.316	24.046	1'37.751	255,3	15:22'14.644
5	23.819	24.178	25.299	24.068	1'37.364	254,8	15:23'52.008
6	23.918	24.515	25.650	24.141	1'38.224	254,2	15:25'30.232
7	23.955	24.456	25.580	24.101	1'38.092	255,3	15:27'08.324
8	24.289	24.382	25.497	24.293	1'38.461	256,5	15:28'46.785
9	23.914	24.407	25.375	24.359	1'38.055C	255,3	15:30'24.840
10	23.967	24.319	25.585	24.317	1'38.188C	253,6	15:32'03.028
11	24.013	24.388	25.504	24.156	1'38.061	252,4	15:33'41.089
12	23.951	24.406	25.437	24.209	1'38.003	256,5	15:35'19.092
13	23.763	24.444	25.461	24.175	1'37.843	252,4	15:36'56.935
14	24.452	24.397	25.559	24.226	1'38.634	253,6	15:38'35.569
15	23.768	24.512	25.492	24.583	1'38.355	253,0	15:40'13.924
16	24.085	24.813	25.446	24.403	1'38.747	251,3	15:41'52.671
17	23.984	24.377	25.468	24.359	1'38.188	253,0	15:43'30.859
18	23.869	24.660	25.659	24.339	1'38.527	251,3	15:45'09.386
19	23.835	24.605	25.629	24.311	1'38.380	251,3	15:46'47.766

Race Time 31'15.286

23° 3 R. DE ROSA [1'37.831]							
Lap	Seg1	Seg2	Seg3	Seg4	Lap Time	km/h	Local Time
1		24.793	25.354	24.673	1'47.331	204,1	15:17'19.811
2	24.513	24.502	25.071	24.188	1'38.274	248,4	15:18'58.085
3	24.186	24.516	25.254	24.274	1'38.230C	246,2	15:20'36.315
4	24.536	24.316	25.148	24.279	1'38.279	247,3	15:22'14.594
5	24.970	24.317	25.190	24.329	1'38.806	246,7	15:23'53.400
6	24.204	24.451	25.232	24.367	1'38.254	244,5	15:25'31.654
7	24.240	24.351	25.133	24.263	1'37.987	244,5	15:27'09.641
8	24.229	24.269	25.254	24.229	1'37.981	245,1	15:28'47.622
9	24.104	24.363	25.122	24.433	1'38.022C	246,2	15:30'25.644
10	24.200	24.268	25.336	24.448	1'38.252C	245,1	15:32'03.896
11	24.024	24.313	25.191	24.303	1'37.831	245,1	15:33'41.727
12	24.170	24.448	25.299	24.211	1'38.128	246,2	15:35'19.855
13	24.228	24.452	25.940	24.206	1'38.826	245,6	15:36'58.681
14	24.094	24.362	25.351	24.181	1'37.988	247,9	15:38'36.669
15	24.103	24.411	25.307	24.278	1'38.099	249,0	15:40'14.768
16	24.145	24.449	25.400	24.447	1'38.441	251,3	15:41'53.209
17	24.038	24.290	25.281	24.324	1'37.933	246,7	15:43'31.142

20/07/2024 P = Pits In/Out - C = Lap Time Cancelled



**Czech Round, 19–21 July 2024
Chronological Analysis Race 1**

Start at 15:15'32.480

5 / 6

18	24.227	24.496	25.362	24.333	1'38.418	248,4	15:45'09.560	15	24.070	24.242	25.356	24.261	1'37.929	248,4	15:40'40.025
19	24.043	24.507	25.528	24.382	1'38.460	249,5	15:46'48.020	16	23.927	24.361	25.347	24.267	1'37.902	249,0	15:42'17.927
Race Time 31'15.540								17	23.948	24.270	25.484	24.260	1'37.962	248,4	15:43'55.889

24° 22 F. FULIGNI [1'36.894]							
Lap	Seg1	Seg2	Seg3	Seg4	Lap Time	km/h	Local Time
1		25.059	25.663	24.241	1'56.682	208,0	15:17'29.162
2	24.048	24.304	25.392	24.156	1'37.900	250,7	15:19'07.062
3	23.981	24.091	25.228	24.203	1'37.503C	249,5	15:20'44.565
4	23.737	24.010	25.142	24.109	1'36.998	250,1	15:22'21.563
5	23.949	24.128	25.289	24.174	1'37.540	251,3	15:23'59.103
6	23.881	24.078	25.188	24.169	1'37.316	250,7	15:25'36.419
7	23.791	23.994	25.271	24.151	1'37.207	253,0	15:27'13.626
8	23.765	23.993	25.200	24.190	1'37.148	252,4	15:28'50.774
9	23.984	24.116	25.177	24.325	1'37.602C	252,4	15:30'28.376
10	23.742	24.052	25.184	24.235	1'37.213C	252,4	15:32'05.589
11	23.759	24.102	25.302	24.144	1'37.307	253,0	15:33'42.896
12	23.798	24.148	25.239	24.231	1'37.416	253,0	15:35'20.312
13	24.000	24.167	25.715	24.093	1'37.975	254,8	15:36'58.287
14	23.799	24.227	25.576	24.016	1'37.618	253,6	15:38'35.905
15	23.753	24.445	25.436	24.255	1'37.889	255,3	15:40'13.794
16	23.758	24.540	25.207	24.114	1'37.619	251,8	15:41'51.413
17	23.596	23.974	25.122	24.202	1'36.894	254,2	15:43'28.307
18	27.222	24.589	25.516	24.117	1'41.444C	253,0	15:45'09.751
19	24.080	24.394	25.610	24.295	1'38.379	257,7	15:46'48.130
Race Time 31'15.650							

25° 24 S. MINAMIMOTO [1'37.799]							
Lap	Seg1	Seg2	Seg3	Seg4	Lap Time	km/h	Local Time
1		24.793	25.546	24.190	1'46.660	209,9	15:17'19.140
2	24.419	24.487	25.535	23.939	1'38.380	255,9	15:18'57.520
3	24.105	24.455	25.321	24.094	1'37.975C	258,4	15:20'35.495
4	23.936	24.412	25.392	24.477	1'38.217	257,1	15:22'13.712
5	23.999	24.326	25.415	24.059	1'37.799	260,8	15:23'51.511
6	23.959	24.292	25.702	24.153	1'38.106	255,9	15:25'29.617
7	23.885	24.511	25.629	24.253	1'38.278	255,9	15:27'07.895
8	24.237	24.421	25.407	24.094	1'38.159	253,6	15:28'46.054
9	23.923	24.424	25.225	24.220	1'37.792C	257,1	15:30'23.846
10	24.162	24.379	25.590	24.349	1'38.480C	255,3	15:32'02.326
11	24.313	24.486	25.536	24.297	1'38.632	253,6	15:33'40.958
12	24.230	24.565	25.447	24.153	1'38.395	253,6	15:35'19.353
13	24.032	24.487	25.532	24.140	1'38.191	255,9	15:36'57.544
14	24.047	24.605	25.948	24.158	1'38.758	253,6	15:38'36.302
15	23.816	24.512	25.676	24.252	1'38.256	256,5	15:40'14.558
16	23.922	24.559	25.635	24.694	1'38.810	256,5	15:41'53.368
17	24.129	24.605	25.759	24.428	1'38.921	254,8	15:43'32.289
18	24.254	24.580	25.694	24.379	1'38.907	251,8	15:45'11.196
19	24.135	24.783	25.805	24.554	1'39.277	253,0	15:46'50.473
Race Time 31'17.993							

26° 19 G. GIANNINI [1'37.457]							
Lap	Seg1	Seg2	Seg3	Seg4	Lap Time	km/h	Local Time
1		25.007	25.416	24.106	1'45.654	209,9	15:17'18.134
2	23.853	24.064	27.526	24.822	2'03.265	255,3	15:19'21.399
3	24.288	24.695	25.784	24.493	1'39.260C	247,3	15:21'00.659
4	23.979	24.446	25.830	24.310	1'38.565	246,7	15:22'39.224
5	23.955	24.257	25.508	24.311	1'38.031	248,4	15:24'17.255
6	24.152	24.381	25.678	24.399	1'38.610	248,4	15:25'55.865
7	24.233	24.365	25.672	24.348	1'38.618	248,4	15:27'34.483
8	24.144	24.421	25.610	24.415	1'38.590	249,0	15:29'13.073
9	24.155	24.403	25.620	24.776	1'38.814C	248,4	15:30'51.887
10	23.846	24.242	25.411	24.347	1'37.846C	249,0	15:32'29.733
11	23.963	24.407	25.548	24.357	1'38.275	249,0	15:34'08.008
12	23.991	24.384	25.665	24.374	1'38.414	247,3	15:35'46.422
13	23.997	24.282	25.398	24.198	1'37.875	246,7	15:37'24.297
14	23.915	24.235	25.486	24.163	1'37.799	247,9	15:39'02.096

27° 5 N. ANTONELLI [1'36.279]								
Lap	Seg1	Seg2	Seg3	Seg4	Lap Time	km/h	Local Time	
1			26.933	28.333	37.878	2'34.618P	201,5	15:18'07.098
2	8'04.710	25.112	25.709	24.464	9'19.995P			15:27'27.093
3	23.901	24.464	25.255	24.182	1'37.802	251,8	15:29'04.895	
4	23.748	24.225	25.182	24.248	1'37.403C	252,4	15:30'42.298	
5	23.758	24.144	25.141	24.044	1'37.087C	253,6	15:32'19.385	
6	23.604	24.057	25.147	24.041	1'36.849	252,4	15:33'56.234	
7	23.544	24.036	24.971	23.973	1'36.524	252,4	15:35'32.758	
8	23.526	24.018	25.226	24.021	1'36.791	252,4	15:37'09.549	
9	23.534	24.232	24.958	23.956	1'36.680	252,4	15:38'46.229	
10	23.388	23.969	24.953	23.969	1'36.279	253,0	15:40'22.508	
11	24.393	24.979	25.398	24.058	1'38.828	254,2	15:42'01.336	
12	23.452	24.608	25.323	24.091	1'37.474	253,6	15:43'38.810	
13	23.514	24.035	25.046	23.913	1'36.508	254,2	15:45'15.318	
14	26.281	25.153	26.679	24.385	1'42.498	254,8	15:46'57.816	
Race Time 31'25.336								

RET 40 S. CORSI [1'36.270]							
Lap	Seg1	Seg2	Seg3	Seg4	Lap Time	km/h	Local Time
1		24.752	25.276	23.888	1'43.944	199,3	15:17'16.424
2	24.057	24.232	25.107	23.937	1'37.333	258,4	15:18'53.757
3	23.803	24.053	25.394	23.900	1'37.150	257,7	15:20'30.907
4	23.649	24.012	25.022	23.877	1'36.560	253,6	15:22'07.467
5	23.460	23.855	24.944	24.011	1'36.270	251,8	15:23'43.737
6	23.550	23.937	25.345	24.102	1'36.934	250,7	15:25'20.671
7	23.645	24.154	25.012	23.963	1'36.774	257,1	15:26'57.445
8	23.598	23.914	25.077	24.046	1'36.635	257,1	15:28'34.080
9	23.809	24.038	25.220			250,7	
Race Time 13'01.600							

RET 71 T. EDWARDS [1'36.304]							
Lap	Seg1	Seg2	Seg3	Seg4	Lap Time	km/h	Local Time
1		24.520	25.546	24.053	1'43.718	192,3	15:17'16.198
2	24.311	24.284	25.191	23.943	1'37.729	262,1	15:18'53.927
3	23.875	24.216	25.060	23.972	1'37.123	257,7	15:20'31.050
4	23.661	24.044	25.011	23.903	1'36.619	259,0	15:22'07.669
5	23.506	23.914	24.957	23.927	1'36.304	259,6	15:23'43.973
6	23.662	24.019	24.993	23.861	1'36.535	259,0	15:25'20.508
7	23.650	23.998	25.085	23.993	1'36.726	257,7	15:26'57.234
8	23.892	24.013	25.118	23.893	1'36.916	256,5	15:28'34.150
9	23.916	23.944	25.302			256,5	
Race Time 13'01.670							

RET 54 B. SOFUOGLU [1'35.922]							
Lap	Seg1	Seg2	Seg3	Seg4	Lap Time	km/h	Local Time
1		23.950	24.947	23.773	1'41.940	191,3	15:17'14.420
2	23.599	23.722	24.942	23.659	1'35.922	261,4	15:18'50.342
3	23.439	23.496	24.768			260,2	
Race Time 3'17.862							

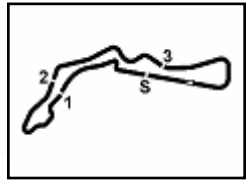
RET 25 M. BRENNER							
Lap	Seg1	Seg2	Seg3	Seg4	Lap Time	km/h	Local Time
1							207,2
Race Time 8:47'5.0							

RET 51 A. SARMOON							
Lap	Seg1	Seg2	Seg3	Seg4	Lap Time	km/h	Local Time
1							206,4
Race Time 8:47'5.0							

20/07/2024 P = Pits In/Out - C = Lap Time Cancelled

These data/results cannot be reproduced, stored and/or transmitted in whole or in part by any manner of electronic, mechanical, photocopying, recording, broadcasting or otherwise now known or herein after developed without the previous express consent by the copyright owner, except for reproduction in daily press and regular printed publications on sale to the public within 60 days of the event related to those data/results and always provided that copyright symbol appears together as follows below.

© DORNA WSBK ORGANIZATION Srl 2024



Autodrom Most 4.212 m

**Czech Round, 19-21 July 2024
Chronological Analysis Race 1**

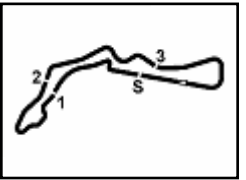
Start at 15:15'32.480

RET		74 P. BIESIEKIRSKI					
Lap	Seg.1	Seg.2	Seg.3	Seg.4	Lap Time	km/h	Local Time
1						203,3	
					Race Time 8:47.5.0		

20/07/2024 P = Pits In/Out - C = Lap Time Cancelled

These data/results cannot be reproduced, stored and/or transmitted in whole or in part by any manner of electronic, mechanical, photocopying, recording, broadcasting or otherwise now known or herein after developed without the previous express consent by the copyright owner, except for reproduction in daily press and regular printed publications on sale to the public within 60 days of the event related to those data/results and always provided that copyright symbol appears together as follows below.

© DORNA WSBK ORGANIZATION Srl 2024



Czech Round, 19–21 July 2024
Best Laps & Speeds

No.	Rider Bike	Nat	Best Lap		FP		SP		WUP1		RC1								
			LL	SPD	LL	SPD	LL	SPD	LL	SPD	LL	SPD							LL
1	55 Y. MONTELLA Ducati Panigale V2	ITA	1'34.126 62 262,7		1'34.882 22 260,8		1'34.126 16 262,1		1'34.650 5 262,7		1'34.925 19 262,7								
2	99 A. HUERTAS Ducati Panigale V2	ESP	1'34.281 59 261,4		1'35.176 18 257,1		1'34.281 17 261,4		1'34.357 5 260,2		1'35.008 19 255,3								
3	53 V. DEBISE Yamaha YZF R6	FRA	1'34.478 62 261,4		1'35.042 20 255,9		1'34.711 17 259,6		1'34.478 6 256,5		1'35.012 19 261,4								
4	62 S. MANZI Yamaha YZF R6	ITA	1'34.509 60 261,4		1'35.165 18 261,4		1'34.509 18 257,7		1'35.024 5 254,8		1'34.834 19 259,6								
5	54 B. SOFUOGLU MV Agusta F3 800 RR	TUR	1'34.927 36 264,6		1'35.492 18 262,1		1'35.145 10 259,6		1'34.927 6 264,6		1'35.922 2 261,4								
6	9 J. NAVARRO Ducati Panigale V2	ESP	1'35.090 59 263,3		1'35.379 20 259,0		1'35.187 15 259,0		1'35.090 5 257,1		1'35.604 19 263,3								
7	64 F. CARICASULO MV Agusta F3 800 RR	ITA	1'35.145 58 261,4		1'35.272 17 260,8		1'35.145 16 261,4		1'35.197 6 259,6		1'35.692 19 256,5								
8	23 M. SCHROETTER MV Agusta F3 800 RR	GER	1'35.206 57 259,0		1'35.206 18 259,0		1'35.236 15 259,0		1'35.615 5 255,9		1'35.627 19 257,1								
9	71 T. EDWARDS Ducati Panigale V2	AUS	1'35.302 53 262,1		1'36.366 21 258,4		1'35.302 18 260,2		1'36.320 6 261,4		1'36.304 8 262,1								
10	94 L. MAHIAS Yamaha YZF R6	FRA	1'35.407 56 259,6		1'35.937 19 257,1		1'35.407 13 259,6		1'35.556 5 258,4		1'35.615 19 256,5								
11	28 G. VAN STRAALLEN Yamaha YZF R6	NED	1'35.422 61 262,7		1'35.998 19 259,6		1'35.591 18 258,4		1'35.422 5 260,2		1'35.588 19 262,7								
12	50 D. VOSTATEK Triumph Street Triple RS 765	CZE	1'35.425 60 260,8		1'36.072 18 257,7		1'35.425 17 255,3		1'35.823 6 252,4		1'36.142 19 260,8								
13	61 C. ONCU Kawasaki ZX-6R	TUR	1'35.504 50 261,4		1'36.097 9 259,0		1'35.504 16 261,4		1'35.686 6 260,8		1'35.951 19 261,4								
14	69 T. BOOTH-AMOS Triumph Street Triple RS 765	GBR	1'35.504 54 262,1		1'36.277 12 253,6		1'35.504 17 257,1		1'35.854 6 251,8		1'35.709 19 262,1								
15	40 S. CORSI Ducati Panigale V2	ITA	1'35.545 59 258,4		1'36.832 25 255,3		1'36.134 20 255,3		1'35.545 6 256,5		1'36.270 8 258,4								
16	32 D. BAYLISS Ducati Panigale V2	AUS	1'35.656 64 260,8		1'35.656 23 258,4		1'35.853 16 258,4		1'36.001 6 257,7		1'35.898 19 260,8								
17	66 N. TUULI Ducati Panigale V2	FIN	1'35.846 36 257,1		1'35.912 3 257,1		1'35.846 12 256,5		1'37.469 2 254,2		1'35.857 19 256,5								
18	7 L. BALDASSARRI Triumph Street Triple RS 765	ITA	1'35.928 62 256,5		1'36.231 23 250,7		1'35.928 14 250,7		1'36.095 6 255,9		1'36.413 19 256,5								
19	4 S. ODENDAAL Yamaha YZF R6	RSA	1'35.933 67 260,2		1'36.640 21 256,5		1'35.933 21 259,0		1'35.982 6 260,2		1'36.356 19 257,1								
20	5 N. ANTONELLI Ducati Panigale V2	ITA	1'36.116 55 261,4		1'36.650 19 258,4		1'36.116 17 259,6		1'36.370 5 261,4		1'36.279 14 254,8								
21	17 J. MCPHEE Triumph Street Triple RS 765	GBR	1'36.148 61 259,0		1'36.148 21 257,7		1'36.220 16 255,9		1'36.353 5 255,3		1'37.118 19 259,0								
22	74 P. BIESIEKIRSKI Ducati Panigale V2	POL	1'36.284 44 256,5		1'36.708 21 256,5		1'36.284 17 256,5		1'36.673 6 256,5		203,3								
23	27 K. TOBA Honda CBR600RR	JPN	1'36.311 62 263,3		1'37.319 20 257,7		1'36.311 17 262,1		1'36.401 6 263,3		1'36.955 19 257,7								
24	19 G. GIANNINI Kawasaki ZX-6R	ITA	1'36.317 38 257,1		1'36.317 4 256,5		1'37.347 10 257,1		1'36.317 5 254,8		1'37.457 19 255,3								
25	68 L. POWER MV Agusta F3 800 RR	AUS	1'36.415 59 259,0		1'37.034 17 259,0		1'36.415 17 257,7		1'37.069 6 257,7		1'36.515 19 257,1								

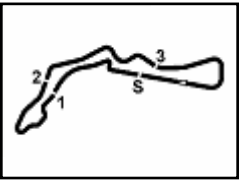
20/07/2024

These data/results cannot be reproduced, stored and/or transmitted in whole or in part by any manner of electronic, mechanical, photocopying, recording, broadcasting or otherwise now known or herein after developed without the previous express consent by the copyright owner, except for reproduction in daily press and regular printed publications on sale to the public within 60 days of the event related to those data/results and always provided that copyright symbol appears together as follows below.

© DORNA WSBK ORGANIZATION Srl 2024

FICR PERUGIA TIMING





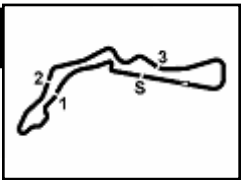
Czech Round, 19–21 July 2024
Best Laps & Speeds

No.	Rider Bike	Nat	Best Lap		FP		SP		WUP1		RC1						
			LL	SPD	LL	SPD	LL	SPD	LL	SPD	LL	SPD					
26	25 M. BRENNER Kawasaki ZX-6R	SUI	1'36.547 26 260,8		1'36.691 7 258,4		1'36.818 13 260,8		1'36.547 6 255,3		207,2						
27	22 F. FULIGNI Ducati Panigale V2	ITA	1'36.597 61 257,7		1'37.309 19 257,7		1'36.597 18 257,1		1'37.310 5 253,6		1'36.894 19 257,7						
28	51 A. SARMOON Yamaha YZF R6	THA	1'36.686 44 260,8		1'36.686 20 260,2		1'36.922 18 260,8		1'37.087 6 258,4		206,4						
29	89 K. BIN PAWI Honda CBR600RR	MAS	1'36.703 59 260,2		1'37.781 19 257,7		1'36.703 16 260,2		1'36.919 5 258,4		1'37.364 19 256,5						
30	20 M. VAN DER VOORT Yamaha YZF R6	NED	1'36.940 62 255,9		1'37.411 22 254,2		1'37.007 18 255,9		1'36.940 3 246,7		1'37.182 19 253,6						
31	92 F. FEIGL Triumph Street Triple RS 765	CZE	1'37.018 59 258,4		1'37.239 20 258,4		1'37.347 15 257,1		1'37.583 5 255,9		1'37.018 19 257,1						
32	3 R. DE ROSA QJMOTOR SRK 800 RR	ITA	1'37.060 63 251,3		1'38.316 20 246,2		1'37.060 19 250,7		1'37.311 5 245,6		1'37.831 19 251,3						
33	24 S. MINAMIMOTO Yamaha YZF R6	JPN	1'37.285 59 260,8		1'38.321 20 256,5		1'37.583 15 259,6		1'37.285 5 258,4		1'37.799 19 260,8						

20/07/2024

These data/results cannot be reproduced, stored and/or transmitted in whole or in part by any manner of electronic, mechanical, photocopying, recording, broadcasting or otherwise now known or herein after developed without the previous express consent by the copyright owner, except for reproduction in daily press and regular printed publications on sale to the public within 60 days of the event related to those data/results and always provided that copyright symbol appears together as follows below.

© DORNA WSBK ORGANIZATION Srl 2024



Czech Round, 19–21 July 2024
Fastest Laps Race 1

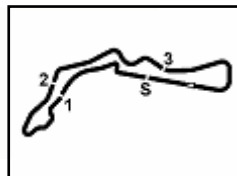
No.	Rider	Nat	Team	Bike	Class	Lap	Time	Gap
1	62 S. MANZI	ITA	Pata Yamaha Ten Kate Racing	Yamaha YZF R6		14	1'34.834	
2	55 Y. MONTELLA	ITA	Barni Spark Racing Team	Ducati Panigale V2		6	1'34.925	0.091
3	99 A. HUERTAS	ESP	Aruba.it Racing WorldSSP Team	Ducati Panigale V2		6	1'35.008	0.174
4	53 V. DEBISE	FRA	Evan Bros. WorldSSP Yamaha Team	Yamaha YZF R6		15	1'35.012	0.178
5	28 G. VAN STRAALEN	NED	Pata Yamaha Ten Kate Racing	Yamaha YZF R6		9	1'35.588	0.754
6	9 J. NAVARRO	ESP	Orelac Racing Verdatura	Ducati Panigale V2		19	1'35.604	0.770
7	94 L. MAHIAS	FRA	GMT94 Yamaha	Yamaha YZF R6		11	1'35.615	0.781
8	23 M. SCHROETTER	GER	MV Agusta Reparto Corse	MV Agusta F3 800 RR		15	1'35.627	0.793
9	64 F. CARICASULO	ITA	Motozoo ME AIR Racing	MV Agusta F3 800 RR		8	1'35.692	0.858
10	69 T. BOOTH-AMOS	GBR	PTR Triumph	Triumph Street Triple RS 765		15	1'35.709	0.875
11	66 N. TUULI	FIN	EAB Racing Team	Ducati Panigale V2		14	1'35.857	1.023
12	32 D. BAYLISS	AUS	D34G Racing WorldSSP Team	Ducati Panigale V2		12	1'35.898	1.064
13	54 B. SOFUOGLU	TUR	MV Agusta Reparto Corse	MV Agusta F3 800 RR		2	1'35.922	1.088
14	61 C. ONCU	TUR	Kawasaki Puccetti Racing	Kawasaki ZX-6R		14	1'35.951	1.117
15	50 D. VOSTATEK	CZE	PTR Triumph	Triumph Street Triple RS 765		17	1'36.142	1.308
16	40 S. CORSI	ITA	Renzi Corse	Ducati Panigale V2	*	5	1'36.270	1.436
17	5 N. ANTONELLI	ITA	Ecosantagata Althea Racing Team	Ducati Panigale V2		10	1'36.279	1.445
18	71 T. EDWARDS	AUS	D34G Racing WorldSSP Team	Ducati Panigale V2	*	5	1'36.304	1.470
19	4 S. ODENDAAL	RSA	WRP Racing	Yamaha YZF R6		13	1'36.356	1.522
20	7 L. BALDASSARRI	ITA	WRP-RT Motorsport by SKM-Triumph	Triumph Street Triple RS 765		3	1'36.413	1.579
21	68 L. POWER	AUS	Motozoo ME AIR Racing	MV Agusta F3 800 RR	*	11	1'36.515	1.681
22	22 F. FULIGNI	ITA	Orelac Racing Verdatura	Ducati Panigale V2	*	17	1'36.894	2.060
23	27 K. TOBA	JPN	PETRONAS MIE Racing Honda	Honda CBR600RR		8	1'36.955	2.121
24	92 F. FEIGL	CZE	Genius Racing Team	Triumph Street Triple RS 765		4	1'37.018	2.184
25	17 J. MCPHEE	GBR	WRP-RT Motorsport by SKM-Triumph	Triumph Street Triple RS 765		4	1'37.118	2.284
26	20 M. VAN DER VOORT	NED	VFT Racing Yamaha	Yamaha YZF R6		11	1'37.182	2.348
27	89 K. BIN PAWI	MAS	PETRONAS MIE Racing Honda	Honda CBR600RR		5	1'37.364	2.530
28	19 G. GIANNINI	ITA	Team ProDina Kawasaki	Kawasaki ZX-6R	*	19	1'37.457	2.623
29	24 S. MINAMIMOTO	JPN	Yamaha Thailand Racing Team	Yamaha YZF R6		5	1'37.799	2.965
30	3 R. DE ROSA	ITA	QJMOTOR Factory Racing	QJMOTOR SRK 800 RR	*	11	1'37.831	2.997

* WorldSSP Challenge

20/07/2024

These data/results cannot be reproduced, stored and/or transmitted in whole or in part by any manner of electronic, mechanical, photocopying, recording, broadcasting or otherwise now known or herein after developed without the previous express consent by the copyright owner, except for reproduction in daily press and regular printed publications on sale to the public within 60 days of the event related to those data/results and always provided that copyright symbol appears together as follows below.

© DORNA WSBK ORGANIZATION Srl 2024



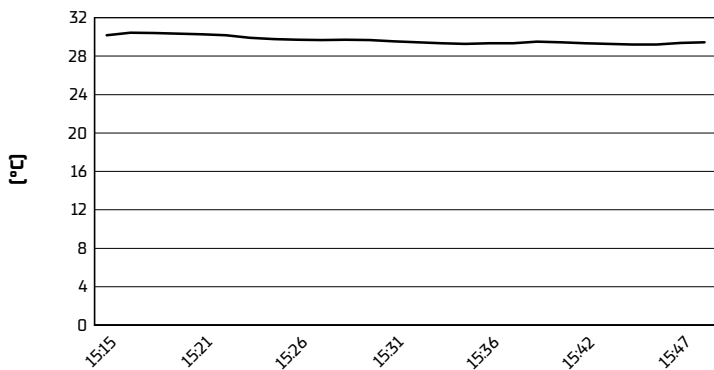
Autodrom Most 4.212 m

Czech Round, 19-21 July 2024

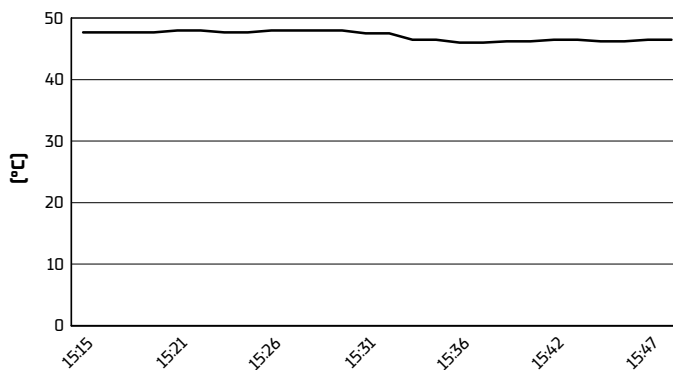
Weather Report Race 1

Session started 15:16 - Session ended 15:50

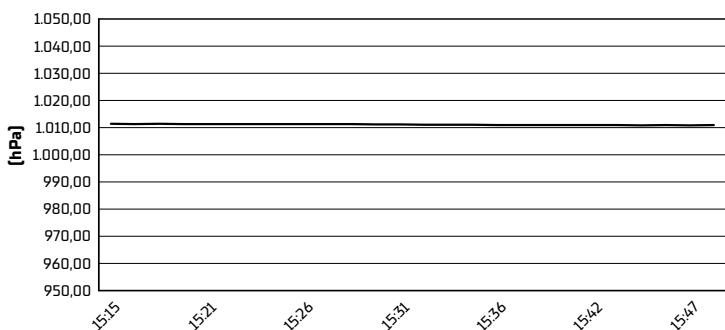
Air Temperature



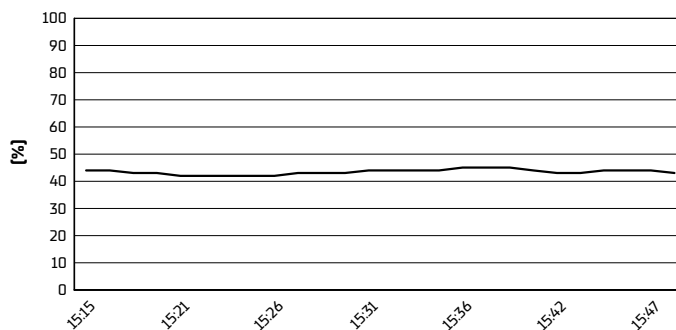
Track Temperature



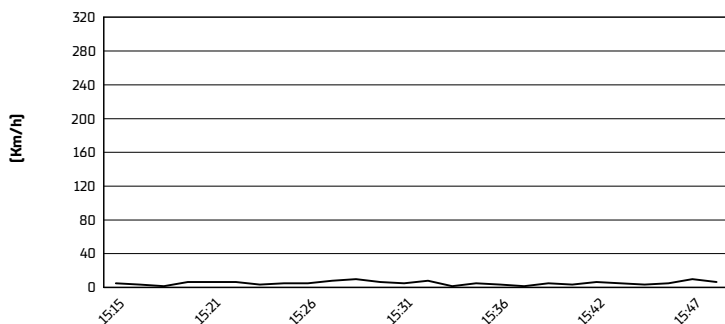
Air Pressure



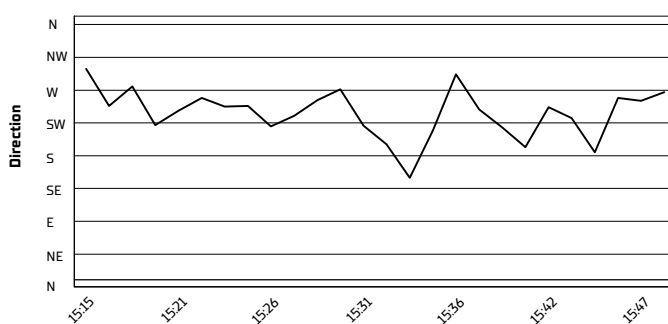
Humidity



Wind Speed



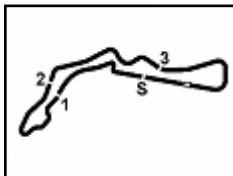
Wind Direction



20/07/2024

These data/results cannot be reproduced, stored and/or transmitted in whole or in part by any manner of electronic, mechanical, photocopying, recording, broadcasting or otherwise now known or herein after developed without the previous express consent by the copyright owner, except for reproduction in daily press and regular printed publications on sale to the public within 60 days of the event related to those data/results and always provided that copyright symbol appears together as follows below.

© DORNA WSBK ORGANIZATION Srl 2024



Autodrom Most 4.212 m

Czech Round, 19–21 July 2024

Provisional Starting Grid - Race 2 (19 Laps x 4,212 km = 80,028 km)

1	1	62 MANZI S. Yamaha 1'34.834 RC1	2	55 MONTELLA Y. Ducati 1'34.925 RC1	3	99 HUERTAS A. Ducati 1'35.008 RC1
2	4	53 DEBISE V. Yamaha 1'35.012 RC1	5	28 VAN STRAALEN G. Yamaha 1'35.588 RC1	6	9 NAVARRO J. Ducati 1'35.604 RC1
3	7	94 MAHIAS L. Yamaha 1'35.615 RC1	8	23 SCHROETTER M. MV Agusta 1'35.627 RC1	9	64 CARICASULO F. MV Agusta 1'35.692 RC1
4	10	54 SOFUOGLU B. MV Agusta 1'35.145 SP	11	71 EDWARDS T. Ducati 1'35.302 SP	12	50 VOSTATEK O. Triumph 1'35.425 SP
5	13	61 ONCU C. Kawasaki 1'35.504 SP	14	69 BOOTH-AMOS T. Triumph 1'35.504 SP	15	66 TUULI N. Ducati 1'35.846 SP
6	16	32 BAYLISS O. Ducati 1'35.853 SP	17	7 BALDASSARRI L. Triumph 1'35.928 SP	18	5 ANTONELLI N. Ducati 1'36.116 SP
7	19	40 CORSI S. Ducati 1'36.134 SP	20	17 MCPHEE J. Triumph 1'36.220 SP	21	74 BIESIEKIRSKI P. Ducati 1'36.284 SP
8	22	27 TOBA K. Honda 1'36.311 SP	23	68 POWER L. MV Agusta 1'36.415 SP	24	22 FULIGNI F. Ducati 1'36.597 SP
9	25	89 BIN PAWI K. Honda 1'36.703 SP	26	25 BRENNER M. Kawasaki 1'36.818 SP	27	51 SARMOON A. Yamaha 1'36.922 SP
10	28	20 VAN DER VOORT M. Yamaha 1'37.007 SP	29	3 DE ROSA R. QJMOTOR 1'37.060 SP	30	92 FEIGL F. Triumph 1'37.347 SP
11	31	19 GIANNINI G. Kawasaki 1'37.347 SP	32	24 MINAMIMOTO S. Yamaha 1'37.583 SP	33	4 ODENDAAL S. Yamaha