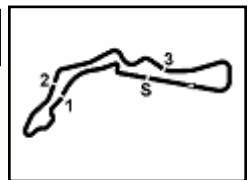


Czech Round, 19–21 July 2024
Biographical Entry List

| No. | Rider (Abbreviation) | Age | Date of Birth | Place of Birth | Nat | Bike Team | Wins 2024 | Podiums 2024 | Pole 2024 | Races 2024 | Tyres | Class |
|-----|--|-----|---------------|-----------------------|-----|---|-----------|--------------|-----------|------------|---------|-------|
| 1 | 3 DE ROSA Raffaele [DeR] | 37 | 25/03/1987 | Napoli | ITA | QJMOTOR SRK 800 RR QJMOTOR Factory Racing | 1 | 19 | | 146 | Pirelli | * |
| 2** | 4 ODEENDAAL Steven [Ode] | 31 | 02/03/1993 | Johannesburg | RSA | Yamaha YZF R6 WRP Racing | 5 | 12 | | 40 | Pirelli | |
| 3 | 5 ANTONELLI Niccolo [Ant] | 28 | 23/02/1996 | Cattolica | ITA | Ducati Panigale V2 Ecosantagata Althea Racing Team | | | | 10 | Pirelli | |
| 4 | 7 BALDASSARRI Lorenzo [Bal] | 27 | 06/11/1996 | San Severino Marche | ITA | Triumph Street Triple RS 765 WRP-RT Motorsport by SKM-Triumph | 4 | 16 | 2 | 34 | Pirelli | |
| 5 | 9 NAVARRO Jorge [Nav] | 28 | 03/02/1996 | Valencia | ESP | Ducati Panigale V2 Drelac Racing Verdatura | | 2 | | 34 | Pirelli | |
| 6 | 17 MCPHEE John [McP] | 30 | 14/07/1994 | Oban, Argyll And Bute | GBR | Triumph Street Triple RS 765 WRP-RT Motorsport by SKM-Triumph | | 1 | | 32 | Pirelli | |
| 7 | 19 GIANNINI Gabriele [Gia] | 21 | 11/10/2002 | Aprilia | ITA | Kawasaki ZX-6R Team ProDina Kawasaki | | | | 10 | Pirelli | * |
| 8 | 20 VAN DER VOORT Melvin [vDV] | 18 | 20/07/2005 | Holland | NED | Yamaha YZF R6 VFT Racing Yamaha | | | | 2 | Pirelli | |
| 9 | 22 FULIGNI Federico [Ful] | 29 | 01/06/1995 | Bologna | ITA | Ducati Panigale V2 Drelac Racing Verdatura | | | | 83 | Pirelli | * |
| 10 | 23 SCHROETTER Marcel [Sch] | 31 | 02/01/1993 | Landsberg Am Lech | GER | MV Agusta F3 800 RR MV Agusta Reparto Corse | | 11 | | 36 | Pirelli | |
| 11 | 24 MINAMIMOTO Soichiro [Min] | 24 | 02/02/2000 | | JPN | Yamaha YZF R6 Yamaha Thailand Racing Team | | 4 | | | Pirelli | |
| 12 | 25 BRENNER Marcel [Bre] | 26 | 25/07/1997 | Bern | SUI | Kawasaki ZX-6R VIAMO Racing by MTM | | | | 45 | Pirelli | |
| 13 | 27 TOBA Kaito [Tob] | 24 | 07/04/2000 | Fukuova | JPN | Honda CBR600RR PETRONAS MIE Racing Honda | | | | 10 | Pirelli | |
| 14 | 28 VAN STRAALLEN Glenn [vSt] | 23 | 30/09/2000 | Hoogkarspel | NED | Yamaha YZF R6 Pata Yamaha Ten Kate Racing | 1 | 4 | | 87 | Pirelli | |
| 15 | 32 BAYLISS Oliver [Bay] | 20 | 20/09/2003 | Monaco | AUS | Ducati Panigale V2 D34G Racing WorldSSP Team | | 1 | | 45 | Pirelli | |
| 16 | 40 CORSI Simone [Cor] | 37 | 24/04/1987 | Roma | ITA | Ducati Panigale V2 Renzi Corse | | | | 14 | Pirelli | * |
| 17 | 50 VOSTATEK Ondrej [Vos] | 19 | 26/08/2004 | Praha 4 | CZE | Triumph Street Triple RS 765 PTR Triumph | | | | 50 | Pirelli | |
| 18 | 51 SARMOON Anupab [Sar] | 30 | 09/12/1993 | Chiang Mai | THA | Yamaha YZF R6 Yamaha Thailand Racing Team | | | | 34 | Pirelli | |
| 19 | 53 DEBISE Valentin [Deb] | 32 | 12/02/1992 | Albi | FRA | Yamaha YZF R6 Evan Bros. WorldSSP Yamaha Team | | 4 | | 56 | Pirelli | |
| 20 | 54 SOFUOGLU Bahattin [Sof] | 20 | 19/08/2003 | Adapazari | TUR | MV Agusta F3 800 RR MV Agusta Reparto Corse | 1 | 4 | | 51 | Pirelli | |
| 21 | 55 MONTELLA Yari [Mon] | 24 | 05/01/2000 | Oliveto Citra | ITA | Ducati Panigale V2 Barni Spark Racing Team | 3 | 12 | 1 | 56 | Pirelli | |
| 22 | 61 ONCU Can [Onc] | 20 | 26/07/2003 | Alanya | TUR | Kawasaki ZX-6R Kawasaki Puccetti Racing | 1 | 14 | | 86 | Pirelli | |
| 23 | 62 MANZI Stefano [Man] | 25 | 29/03/1999 | Rimini | ITA | Yamaha YZF R6 Pata Yamaha Ten Kate Racing | 6 | 28 | 2 | 59 | Pirelli | |
| 24 | 64 CARICASULO Federico [Car] | 28 | 06/04/1996 | Ravenna | ITA | MV Agusta F3 800 RR Motozoo ME AIR Racing | 7 | 34 | 12 | 127 | Pirelli | |
| 25 | 66 TUULI Niki [Tuu] | 28 | 26/10/1995 | Imatra | FIN | Ducati Panigale V2 EAB Racing Team | 2 | 11 | 2 | 94 | Pirelli | |
| 26 | 68 POWER Luke [Pow] | 19 | 30/11/2004 | Ferntree Gully | AUS | MV Agusta F3 800 RR Motozoo ME AIR Racing | | | | 26 | Pirelli | * |
| 27 | 69 BOOTH-AMOS Thomas [Boo] | 28 | 12/03/1996 | Stafford | GBR | Triumph Street Triple RS 765 PTR Triumph | | | | 48 | Pirelli | |
| 28 | 71 EDWARDS Tom [Edw] | 23 | 09/07/2001 | Wellington | AUS | Ducati Panigale V2 D34G Racing WorldSSP Team | | | | 32 | Pirelli | * |
| 29 | 74 BIESIEKIRSKI Piotr [Bie] | 22 | 25/09/2001 | Warszawa | POL | Ducati Panigale V2 Ecosantagata Althea Racing Team | | | | 7 | Pirelli | |
| 30 | 89 BIN PAWI Khairul Idham [Bin] | 25 | 20/09/1998 | Perak | MAS | Honda CBR600RR PETRONAS MIE Racing Honda | | | | 12 | Pirelli | |
| 31* | 92 FEIGL Filip [Fei] | 19 | 02/08/2004 | Neratovice | CZE | Triumph Street Triple RS 765 Genius Racing Team | | | | | Pirelli | |
| 32 | 94 MAHIAS Lucas [Mah] | 35 | 14/04/1989 | Mont de Marsan | FRA | Yamaha YZF R6 GMT94 Yamaha | 9 | 30 | 8 | 82 | Pirelli | |
| 33 | 99 HUERTAS Adrian [Hue] | 20 | 21/08/2003 | Parla - Madrid | ESP | Ducati Panigale V2 Aruba.it Racing WorldSSP Team | 6 | 8 | 3 | 54 | Pirelli | |



Czech Round, 19–21 July 2024
Results Free Practice

| No. | Rider | Nat | Team | Bike | Class | Time | Gap | Rel. | Laps | Speed | |
|---|----------------------------|-----|----------------------------------|------------------------------|-------|-----------------|-------|-------|------|---------|--------------|
| | | | | | | | | | | Avg | Max |
| 1 | 55 Y. MONTELLA | ITA | Barni Spark Racing Team | Ducati Panigale V2 | | 1'34.882 | | | 22 | 159,811 | 260,8 |
| 2 | 53 V. DEBISE | FRA | Evan Bros. WorldSSP Yamaha Team | Yamaha YZF R6 | | 1'35.042 | 0.160 | 0.160 | 20 | 159,542 | 255,9 |
| 3 | 62 S. MANZI | ITA | Pata Yamaha Ten Kate Racing | Yamaha YZF R6 | | 1'35.165 | 0.283 | 0.123 | 18 | 159,336 | 261,4 |
| 4 | 99 A. HUERTAS | ESP | Aruba.it Racing WorldSSP Team | Ducati Panigale V2 | | 1'35.176 | 0.294 | 0.011 | 18 | 159,317 | 257,1 |
| 5 | 23 M. SCHROETTER | GER | MV Agusta Reparto Corse | MV Agusta F3 800 RR | | 1'35.206 | 0.324 | 0.030 | 18 | 159,267 | 259,0 |
| 6 | 64 F. CARICASULO | ITA | Motozoo ME AIR Racing | MV Agusta F3 800 RR | | 1'35.272 | 0.390 | 0.066 | 17 | 159,157 | 260,8 |
| 7 | 9 J. NAVARRO | ESP | Orelac Racing Verdnatura | Ducati Panigale V2 | | 1'35.379 | 0.497 | 0.107 | 20 | 158,978 | 259,0 |
| 8 | 54 B. SOFUOGLU | TUR | MV Agusta Reparto Corse | MV Agusta F3 800 RR | | 1'35.492 | 0.610 | 0.113 | 18 | 158,790 | 262,1 |
| 9 | 32 O. BAYLISS | AUS | D34G Racing WorldSSP Team | Ducati Panigale V2 | | 1'35.656 | 0.774 | 0.164 | 23 | 158,518 | 258,4 |
| 10 | 66 N. TUULI | FIN | EAB Racing Team | Ducati Panigale V2 | | 1'35.912 | 1.030 | 0.256 | 3 | 158,095 | 257,1 |
| 11 | 94 L. MAHIAS | FRA | GMT94 Yamaha | Yamaha YZF R6 | | 1'35.937 | 1.055 | 0.025 | 19 | 158,054 | 257,1 |
| 12 | 28 G. VAN STRAALEN | NED | Pata Yamaha Ten Kate Racing | Yamaha YZF R6 | | 1'35.998 | 1.116 | 0.061 | 19 | 157,953 | 259,6 |
| 13 | 50 O. VOSTATEK | CZE | PTR Triumph | Triumph Street Triple RS 765 | | 1'36.072 | 1.190 | 0.074 | 18 | 157,832 | 257,7 |
| 14 | 61 C. ONCU | TUR | Kawasaki Puccetti Racing | Kawasaki ZX-6R | | 1'36.097 | 1.215 | 0.025 | 9 | 157,791 | 259,0 |
| 15 | 17 J. MCPHEE | GBR | WRP-RT Motorsport by SKM-Triumph | Triumph Street Triple RS 765 | | 1'36.148 | 1.266 | 0.051 | 21 | 157,707 | 257,7 |
| 16 | 7 L. BALDASSARRI | ITA | WRP-RT Motorsport by SKM-Triumph | Triumph Street Triple RS 765 | | 1'36.231 | 1.349 | 0.083 | 23 | 157,571 | 250,7 |
| 17 | 69 T. BOOTH-AMOS | GBR | PTR Triumph | Triumph Street Triple RS 765 | | 1'36.277 | 1.395 | 0.046 | 12 | 157,496 | 253,6 |
| 18 | 71 T. EDWARDS | AUS | D34G Racing WorldSSP Team | Ducati Panigale V2 | * | 1'36.366 | 1.484 | 0.089 | 21 | 157,350 | 258,4 |
| 19 | 4 S. ODENDAAL | RSA | WRP Racing | Yamaha YZF R6 | | 1'36.640 | 1.758 | 0.274 | 21 | 156,904 | 256,5 |
| 20 | 5 N. ANTONELLI | ITA | Ecosantagata Althea Racing Team | Ducati Panigale V2 | | 1'36.650 | 1.768 | 0.010 | 19 | 156,888 | 258,4 |
| 21 | 51 A. SARMOON | THA | Yamaha Thailand Racing Team | Yamaha YZF R6 | | 1'36.686 | 1.804 | 0.036 | 20 | 156,829 | 260,2 |
| 22 | 25 M. BRENNER | SUI | VIAMO Racing by MTM | Kawasaki ZX-6R | | 1'36.691 | 1.809 | 0.005 | 7 | 156,821 | 258,4 |
| 23 | 74 P. BIESIEKIRSKI | POL | Ecosantagata Althea Racing Team | Ducati Panigale V2 | | 1'36.708 | 1.826 | 0.017 | 21 | 156,794 | 256,5 |
| 24 | 40 S. CORSI | ITA | Renzi Corse | Ducati Panigale V2 | * | 1'36.832 | 1.950 | 0.124 | 25 | 156,593 | 255,3 |
| 25 | 68 L. POWER | AUS | Motozoo ME AIR Racing | MV Agusta F3 800 RR | * | 1'37.034 | 2.152 | 0.202 | 17 | 156,267 | 259,0 |
| 26 | 92 F. FEIGL | CZE | Genius Racing Team | Triumph Street Triple RS 765 | | 1'37.239 | 2.357 | 0.205 | 20 | 155,937 | 258,4 |
| 27 | 22 F. FULIGNI | ITA | Orelac Racing Verdnatura | Ducati Panigale V2 | * | 1'37.309 | 2.427 | 0.070 | 19 | 155,825 | 257,7 |
| 28 | 7 K. TOBA | JPN | PETRONAS MIE Racing Honda | Honda CBR600RR | | 1'37.319 | 2.437 | 0.010 | 20 | 155,809 | 257,7 |
| 29 | 20 M. VAN DER VOORT | NED | VFT Racing Yamaha | Yamaha YZF R6 | | 1'37.411 | 2.529 | 0.092 | 22 | 155,662 | 254,2 |
| 30 | 89 K. BIN PAWI | MAS | PETRONAS MIE Racing Honda | Honda CBR600RR | | 1'37.781 | 2.899 | 0.370 | 19 | 155,073 | 257,7 |
| 31 | 3 R. DE ROSA | ITA | QJMOTOR Factory Racing | QJMOTOR SRK 800 RR | * | 1'38.316 | 3.434 | 0.535 | 20 | 154,229 | 246,2 |
| 32 | 24 S. MINAMIMOTO | JPN | Yamaha Thailand Racing Team | Yamaha YZF R6 | | 1'38.321 | 3.439 | 0.005 | 20 | 154,221 | 256,5 |
| ----- Out 105% in this Session ----- | | | | | | | | | | | |
| 33 | 19 G. GIANNINI | ITA | Team ProDina Kawasaki | Kawasaki ZX-6R | * | | | | 4 | | 256,5 |

Qualifying Lap Time [105% of 1'34.882]: **1'39.627**

* WorldSSP Challenge

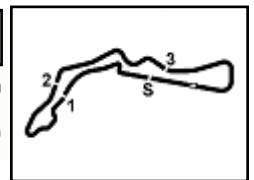
| | | | | |
|-------|------------|-----|-------|------|
| AIR | Humidity: | 51% | Temp: | 26°C |
| TRACK | Condition: | Dry | Temp: | 41°C |

| | | | | | | |
|---------|-----------|-------|---------------|----------|---------|------|
| Records | Pole | [SP] | 2023 N.Bulega | 1'34.479 | 160,490 | Km/h |
| | Race | [RC2] | 2023 N.Bulega | 1'35.027 | 159,570 | Km/h |
| | All Times | [SP] | 2023 N.Bulega | 1'34.479 | 160,490 | Km/h |

Start 19/07/2024 11:20 End 12:35 The results are provisional until the end of the time limit for protests and appeals and the completion of the technical checks.

These data/results cannot be reproduced, stored and/or transmitted in whole or in part by any manner of electronic, mechanical, photocopying, recording, broadcasting or otherwise now known or herein after developed without the previous express consent by the copyright owner, except for reproduction in daily press and regular printed publications on sale to the public within 60 days of the event related to those data/results and always provided that copyright symbol appears together as follows below.

© DORNA WSBK ORGANIZATION Srl 2024



Czech Round, 19–21 July 2024
Results Free Practice

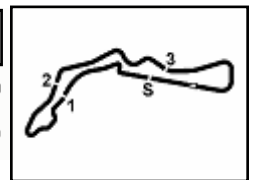
Session Highlights

| Local Time | No. Rider | Description |
|------------|----------------------------|--|
| 11.20.00 | | Start of Session |
| 11.20.19 | | WorldSSP Pit Intervention Time: 1min 13secs |
| 11.22.30 | 19 G. GIANNINI | #19 Current Lap Time Cancelled - Exceeded Track Limits - Turn 1 |
| 11.23.00 | 50 O. VOSTATEK | #50 Current Lap Time Cancelled - Exceeded Track Limits - Turn 1 |
| 11.23.03 | 69 T. BOOTH-AMOS | #69 Current Lap Time Cancelled - Exceeded Track Limits - Turn 1 |
| 11.23.35 | 61 C. ONCU | #61 Current Lap Time Cancelled - Exceeded Track Limits - Turn 1 |
| 11.23.36 | 19 G. GIANNINI | #19 Technical Problem - Turn 11 |
| 11.23.36 | 32 O. BAYLISS | #32 Current Lap Time Cancelled - Exceeded Track Limits - Turn 1 |
| 11.23.54 | 25 M. BRENNER | #25 Current Lap Time Cancelled - Exceeded Track Limits - Turn 1 |
| 11.24.17 | 62 S. MANZI | #62 Racelink not working |
| 11.24.49 | 61 C. ONCU | #61 Crashed - Turn 15 |
| 11.24.57 | 9 J. NAVARRO | #9 Current Lap Time Cancelled - Exceeded Track Limits - Turn 1 |
| 11.25.28 | 61 C. ONCU | #61 Bike will not return until the end of the session |
| 11.27.04 | 68 L. POWER | #68 Current Lap Time Cancelled - Exceeded Track Limits - Turn 1 |
| 11.27.13 | 25 M. BRENNER | #25 Current Lap Time Cancelled - Exceeded Track Limits - Turn 1 |
| 11.27.46 | 99 A. HUERTAS | #99 Current Lap Time Cancelled - Exceeded Track Limits - Turn 1 |
| 11.28.18 | | RED FLAG |
| 11.28.23 | 68 L. POWER | #68 Lap Time Cancelled [1'39.198] - Yellow Flag - Turn 15-17 |
| 11.28.28 | 27 K. TOBA | #27 Lap Time Cancelled [1'40.734] - Yellow Flag - Turn 15-17 |
| 11.28.33 | 64 F. CARICASULO | #64 Lap Time Cancelled [1'37.153] - Yellow Flag - Turn 15-17 |
| 11.28.36 | 66 N. TUULI | #66 Crashed - Turn 21 |
| 11.28.38 | 92 F. FEIGL | #92 Lap Time Cancelled [1'40.151] - Yellow Flag - Turn 15-17 |
| 11.28.43 | 25 M. BRENNER | #25 Lap Time Cancelled [1'42.074] - Yellow Flag - Turn 15-17 |
| 11.28.48 | 89 K. BIN PAWI | #89 Lap Time Cancelled [1'46.544] - Yellow Flag - Turn 15-17 |
| 11.28.53 | 54 B. SOFUOGLU | #54 Lap Time Cancelled [1'37.450] - Yellow Flag - Turn 15-17 |
| 11.28.58 | 24 S. MINAMIMOTO | #24 Lap Time Cancelled [1'42.682] - Yellow Flag - Turn 15-17 |
| 11.29.03 | 5 N. ANTONELLI | #5 Lap Time Cancelled [1'40.331] - Yellow Flag - Turn 15-17 |
| 11.29.08 | 40 S. CORSI | #40 Lap Time Cancelled [1'39.914] - Yellow Flag - Turn 15-17 |
| 11.29.13 | 94 L. MAHIAS | #94 Lap Time Cancelled [1'38.021] - Yellow Flag - Turn 15-17 |
| 11.29.18 | 28 G. VAN STRAALEN | #28 Lap Time Cancelled [1'37.550] - Yellow Flag - Turn 15-17 |
| 11.29.23 | 20 M. VAN DER VOORT | #20 Lap Time Cancelled [1'40.913] - Yellow Flag - Turn 15-17 |
| 11.29.28 | 22 F. FULIGNI | #22 Lap Time Cancelled [1'39.227] - Yellow Flag - Turn 15-17 |
| 11.29.33 | 99 A. HUERTAS | #99 Lap Time Cancelled [4'04.586] - Yellow Flag - Turn 15-17 |
| 11.29.38 | 3 R. DE ROSA | #3 Lap Time Cancelled [1'42.464] - Yellow Flag - Turn 15-17 |
| 11.29.43 | 50 O. VOSTATEK | #50 Lap Time Cancelled [1'37.326] - Yellow Flag - Turn 15-17 |
| 11.30.23 | 28 G. VAN STRAALEN | #28 Lap Time Cancelled [1'38.081] - Exceeded Track Limits - Turn 1 |
| 11.31.48 | 62 S. MANZI | #62 Must fix the racelink problem before next run |
| 11.47.05 | | START DELAYED |
| 11.53.00 | | Session Restart |
| 11.54.58 | 4 S. ODENDAAL | #4 Current Lap Time Cancelled - Exceeded Track Limits - Turn 1 |
| 11.56.32 | 32 O. BAYLISS | #32 Current Lap Time Cancelled - Exceeded Track Limits - Turn 1 |
| 11.56.33 | 92 F. FEIGL | #92 Current Lap Time Cancelled - Exceeded Track Limits - Turn 1 |
| 11.58.20 | 25 M. BRENNER | #25 Current Lap Time Cancelled - Exceeded Track Limits - Turn 1 |
| 11.58.42 | 69 T. BOOTH-AMOS | #69 Current Lap Time Cancelled - Exceeded Track Limits - Turn 1 |
| 11.58.44 | 94 L. MAHIAS | #94 Current Lap Time Cancelled - Exceeded Track Limits - Turn 1 |
| 11.59.56 | 25 M. BRENNER | #25 Crashed - Turn 20 |
| 11.59.56 | 92 F. FEIGL | #92 Current Lap Time Cancelled - Exceeded Track Limits - Turn 1 |
| 12.00.26 | 25 M. BRENNER | #25 Bike will not return until the end of the session |
| 12.00.42 | 53 V. DEBISE | #53 Current Lap Time Cancelled - Exceeded Track Limits - Turn 1 |
| 12.01.18 | 64 F. CARICASULO | #64 Current Lap Time Cancelled - Exceeded Track Limits - Turn 1 |
| 12.01.26 | 32 O. BAYLISS | #32 Current Lap Time Cancelled - Exceeded Track Limits - Turn 1 |
| 12.01.28 | 7 L. BALDASSARRI | #7 Current Lap Time Cancelled - Exceeded Track Limits - Turn 1 |
| 12.01.30 | 17 J. MCPHEE | #17 Current Lap Time Cancelled - Exceeded Track Limits - Turn 1 |
| 12.01.34 | 27 K. TOBA | #27 Current Lap Time Cancelled - Exceeded Track Limits - Turn 1 |
| 12.03.35 | 50 O. VOSTATEK | #50 Current Lap Time Cancelled - Exceeded Track Limits - Turn 1 |
| 12.03.41 | 3 R. DE ROSA | #3 Lap Time Cancelled [4'19.550] - Yellow Flag - Turn 20-21 |

Start 11:20 End 12:35 The results are provisional until the end of the time limit for protests and appeals and the completion of the technical checks.

These data/results cannot be reproduced, stored and/or transmitted in whole or in part by any manner of electronic, mechanical, photocopying, recording, broadcasting or otherwise now known or herein after developed without the previous express consent by the copyright owner, except for reproduction in daily press and regular printed publications on sale to the public within 60 days of the event related to those data/results and always provided that copyright symbol appears together as follows below.

© DORNA WSBK ORGANIZATION Srl 2024



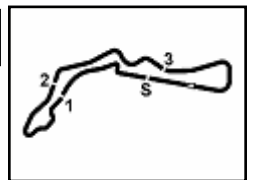
Czech Round, 19–21 July 2024
Results Free Practice

| | | |
|----------|---------------------|--|
| 12.03.46 | 9 J. NAVARRO | #9 Lap Time Cancelled [1'36.486] - Yellow Flag - Turn 20-21 |
| 12.03.51 | 54 B. SOFUOGLU | #54 Lap Time Cancelled [1'35.226] - Yellow Flag - Turn 20-21 |
| 12.03.56 | 54 B. SOFUOGLU | #54 Lap Time Cancelled [1'35.226] - Yellow Flag - Turn 20-21 |
| 12.04.01 | 23 M. SCHROETTER | #23 Lap Time Cancelled [1'36.114] - Yellow Flag - Turn 20-21 |
| 12.04.06 | 50 O. VOSTATEK | #50 Lap Time Cancelled [1'36.717] - Yellow Flag - Turn 20-21 |
| 12.04.11 | 69 T. BOOTH-AMOS | #69 Lap Time Cancelled [1'53.766] - Yellow Flag - Turn 20-21 |
| 12.04.16 | 94 L. MAHIAS | #94 Lap Time Cancelled [1'54.560] - Yellow Flag - Turn 20-21 |
| 12.04.21 | 28 G. VAN STRAALLEN | #28 Lap Time Cancelled [1'36.261] - Yellow Flag - Turn 20-21 |
| 12.04.26 | 53 V. DEBISE | #53 Lap Time Cancelled [1'35.332] - Yellow Flag - Turn 20-21 |
| 12.04.31 | 55 Y. MONTELLA | #55 Lap Time Cancelled [1'35.858] - Yellow Flag - Turn 20-21 |
| 12.04.36 | 64 F. CARICASULO | #64 Lap Time Cancelled [1'36.249] - Yellow Flag - Turn 20-21 |
| 12.04.41 | 74 P. BIESIEKIRSKI | #74 Lap Time Cancelled [1'37.346] - Yellow Flag - Turn 20-21 |
| 12.04.46 | 32 O. BAYLISS | #32 Lap Time Cancelled [1'37.013] - Yellow Flag - Turn 20-21 |
| 12.04.51 | 7 L. BALDASSARRI | #7 Lap Time Cancelled [1'37.133] - Yellow Flag - Turn 20-21 |
| 12.04.54 | 51 A. SARMOON | #51 Current Lap Time Cancelled - Exceeded Track Limits - Turn 1 |
| 12.04.56 | 20 M. VAN DER VOORT | #20 Lap Time Cancelled [1'38.207] - Yellow Flag - Turn 20-21 |
| 12.05.01 | 17 J. MCPHEE | #17 Lap Time Cancelled [1'36.833] - Yellow Flag - Turn 20-21 |
| 12.05.03 | 24 S. MINAMIMOTO | #24 Current Lap Time Cancelled - Exceeded Track Limits - Turn 1 |
| 12.05.03 | 89 K. BIN PAWI | #89 Current Lap Time Cancelled - Exceeded Track Limits - Turn 1 |
| 12.05.04 | 54 B. SOFUOGLU | #54 Current Lap Time Cancelled - Exceeded Track Limits - Turn 1 |
| 12.05.06 | 40 S. CORSI | #40 Lap Time Cancelled [1'37.622] - Yellow Flag - Turn 20-21 |
| 12.05.11 | 71 T. EDWARDS | #71 Lap Time Cancelled [1'37.170] - Yellow Flag - Turn 20-21 |
| 12.05.16 | 27 K. TOBA | #27 Lap Time Cancelled [1'38.456] - Yellow Flag - Turn 20-21 |
| 12.05.21 | 4 S. ODENDAAL | #4 Lap Time Cancelled [1'36.986] - Yellow Flag - Turn 20-21 |
| 12.05.26 | 68 L. POWER | #68 Lap Time Cancelled [1'37.748] - Yellow Flag - Turn 20-21 |
| 12.05.31 | 51 A. SARMOON | #51 Lap Time Cancelled [1'38.367] - Yellow Flag - Turn 20-21 |
| 12.05.36 | 5 N. ANTONELLI | #5 Lap Time Cancelled [1'37.781] - Yellow Flag - Turn 20-21 |
| 12.05.41 | 92 F. FEIGL | #92 Lap Time Cancelled [2'01.579] - Yellow Flag - Turn 20-21 |
| 12.05.46 | 24 S. MINAMIMOTO | #24 Lap Time Cancelled [1'40.165] - Yellow Flag - Turn 20-21 |
| 12.05.48 | 19 G. GIANNINI | #19 Technical Problem - Turn 19 |
| 12.05.51 | 22 F. FULIGNI | #22 Lap Time Cancelled [1'38.705] - Yellow Flag - Turn 20-21 |
| 12.05.56 | 89 K. BIN PAWI | #89 Lap Time Cancelled [1'38.471] - Yellow Flag - Turn 20-21 |
| 12.06.01 | 9 J. NAVARRO | #9 Lap Time Cancelled [1'36.142] - Yellow Flag - Turn 20-21 |
| 12.06.06 | 3 R. DE ROSA | #3 Lap Time Cancelled [1'39.554] - Yellow Flag - Turn 20-21 |
| 12.06.07 | 19 G. GIANNINI | #19 Bike will not return until the end of the session |
| 12.06.11 | 54 B. SOFUOGLU | #54 Lap Time Cancelled [1'35.382] - Yellow Flag - Turn 20-21 |
| 12.06.15 | 74 P. BIESIEKIRSKI | #74 Current Lap Time Cancelled - Exceeded Track Limits - Turn 1 |
| 12.06.16 | 54 B. SOFUOGLU | #54 Lap Time Cancelled [1'35.382] - Yellow Flag - Turn 20-21 |
| 12.06.21 | 23 M. SCHROETTER | #23 Lap Time Cancelled [1'35.981] - Yellow Flag - Turn 20-21 |
| 12.06.26 | 62 S. MANZI | #62 Lap Time Cancelled [1'35.545] - Yellow Flag - Turn 20-21 |
| 12.06.26 | 32 O. BAYLISS | #32 Current Lap Time Cancelled - Exceeded Track Limits - Turn 1 |
| 12.06.32 | 17 J. MCPHEE | #17 Current Lap Time Cancelled - Exceeded Track Limits - Turn 1 |
| 12.07.56 | 99 A. HUERTAS | #99 Lap Time Cancelled [1'38.262] - Exceeded Track Limits - Turn 1 |
| 12.08.02 | 20 M. VAN DER VOORT | #20 Current Lap Time Cancelled - Exceeded Track Limits - Turn 1 |
| 12.09.03 | 99 A. HUERTAS | #99 Lap Time Cancelled [1'38.262] - Exceeded Track Limits - Turn 1 |
| 12.12.42 | 32 O. BAYLISS | #32 Current Lap Time Cancelled - Exceeded Track Limits - Turn 1 |
| 12.12.56 | 40 S. CORSI | #40 Current Lap Time Cancelled - Exceeded Track Limits - Turn 1 |
| 12.14.09 | 94 L. MAHIAS | #94 Current Lap Time Cancelled - Exceeded Track Limits - Turn 1 |
| 12.14.38 | 69 T. BOOTH-AMOS | #69 Crashed - Turn 2 |
| 12.14.39 | 40 S. CORSI | #40 Current Lap Time Cancelled - Exceeded Track Limits - Turn 1 |
| 12.14.40 | | RED FLAG |
| 12.14.41 | 89 K. BIN PAWI | #89 Current Lap Time Cancelled - Exceeded Track Limits - Turn 1 |
| 12.17.07 | 69 T. BOOTH-AMOS | #69 Medical Centre |
| 12.22.00 | | Session Restart |
| 12.23.45 | 94 L. MAHIAS | #94 Current Lap Time Cancelled - Exceeded Track Limits - Turn 1 |
| 12.26.09 | 54 B. SOFUOGLU | #54 Current Lap Time Cancelled - Exceeded Track Limits - Turn 1 |
| 12.27.10 | 92 F. FEIGL | #92 Current Lap Time Cancelled - Exceeded Track Limits - Turn 1 |
| 12.27.24 | 68 L. POWER | #68 Current Lap Time Cancelled - Exceeded Track Limits - Turn 1 |
| 12.28.26 | 5 N. ANTONELLI | #5 Crashed - Turn 7 |
| 12.28.34 | 24 S. MINAMIMOTO | #24 Current Lap Time Cancelled - Exceeded Track Limits - Turn 1 |

Start 19/07/2024 11:20 End 12:35 The results are provisional until the end of the time limit for protests and appeals and the completion of the technical checks.

These data/results cannot be reproduced, stored and/or transmitted in whole or in part by any manner of electronic, mechanical, photocopying, recording, broadcasting or otherwise now known or herein after developed without the previous express consent by the copyright owner, except for reproduction in daily press and regular printed publications on sale to the public within 60 days of the event related to those data/results and always provided that copyright symbol appears together as follows below.

© DORNA WSBK ORGANIZATION Srl 2024



Czech Round, 19–21 July 2024
Results Free Practice

| | | | |
|----------|-----------|-------------------------|---|
| 12.28.41 | 17 | J. MCPHEE | #17 Current Lap Time Cancelled - Exceeded Track Limits - Turn 1 |
| 12.31.25 | 5 | N. ANTONELLI | #5 Rejoined |
| 12.31.33 | 51 | A. SARMOON | #51 Current Lap Time Cancelled - Exceeded Track Limits - Turn 1 |
| 12.32.02 | 62 | S. MANZI | #62 Lap Time Cancelled [1'37.190] - Yellow Flag - Turn 5-6 |
| 12.32.07 | 50 | O. VOSTATEK | #50 Lap Time Cancelled [1'37.768] - Yellow Flag - Turn 5-6 |
| 12.32.12 | 51 | A. SARMOON | #51 Lap Time Cancelled [1'41.490] - Yellow Flag - Turn 5-6 |
| 12.32.14 | 92 | F. FEIGL | #92 Current Lap Time Cancelled - Exceeded Track Limits - Turn 1 |
| 12.32.15 | 20 | M. VAN DER VOORT | #20 Current Lap Time Cancelled - Exceeded Track Limits - Turn 1 |
| 12.32.17 | 53 | V. DEBISE | #53 Lap Time Cancelled [1'35.284] - Yellow Flag - Turn 5-6 |
| 12.32.18 | 89 | K. BIN PAWI | #89 Current Lap Time Cancelled - Exceeded Track Limits - Turn 1 |
| 12.32.22 | 55 | Y. MONTELLA | #55 Lap Time Cancelled [1'35.714] - Yellow Flag - Turn 5-6 |
| 12.32.27 | 32 | O. BAYLISS | #32 Lap Time Cancelled [1'36.353] - Yellow Flag - Turn 5-6 |
| 12.32.31 | 24 | S. MINAMIMOTO | #24 Lap Time Cancelled [1'47.404] - Yellow Flag - Turn 5-6 |
| 12.32.37 | 61 | C. ONCU | #61 Lap Time Cancelled [1'38.163] - Yellow Flag - Turn 5-6 |
| 12.32.42 | 74 | P. BIESIEKIRSKI | #74 Lap Time Cancelled [1'37.038] - Yellow Flag - Turn 5-6 |
| 12.32.47 | 17 | J. MCPHEE | #17 Lap Time Cancelled [1'42.975] - Yellow Flag - Turn 5-6 |
| 12.32.57 | 7 | L. BALDASSARRI | #7 Lap Time Cancelled [1'37.376] - Yellow Flag - Turn 5-6 |
| 12.33.02 | 94 | L. MAHIAS | #94 Lap Time Cancelled [1'54.708] - Yellow Flag - Turn 5-6 |
| 12.33.07 | 71 | T. EDWARDS | #71 Lap Time Cancelled [1'38.043] - Yellow Flag - Turn 5-6 |
| 12.33.12 | 20 | M. VAN DER VOORT | #20 Lap Time Cancelled [1'43.411] - Yellow Flag - Turn 5-6 |
| 12.33.17 | 27 | K. TOBA | #27 Lap Time Cancelled [1'44.100] - Yellow Flag - Turn 5-6 |
| 12.33.22 | 89 | K. BIN PAWI | #89 Lap Time Cancelled [1'45.693] - Yellow Flag - Turn 5-6 |
| 12.33.27 | 92 | F. FEIGL | #92 Lap Time Cancelled [1'40.454] - Yellow Flag - Turn 5-6 |
| 12.33.32 | 40 | S. CORSI | #40 Lap Time Cancelled [1'44.506] - Yellow Flag - Turn 5-6 |
| 12.33.37 | 22 | F. FULIGNI | #22 Lap Time Cancelled [1'43.223] - Yellow Flag - Turn 5-6 |
| 12.33.42 | 4 | S. ODENDAAL | #4 Lap Time Cancelled [1'43.841] - Yellow Flag - Turn 5-6 |
| 12.33.47 | 64 | F. CARICASULO | #64 Lap Time Cancelled [1'36.655] - Yellow Flag - Turn 5-6 |
| 12.33.51 | 68 | L. POWER | #68 Lap Time Cancelled [1'37.157] - Yellow Flag - Turn 5-6 |
| 12.33.57 | 23 | M. SCHROETTER | #23 Lap Time Cancelled [1'43.689] - Yellow Flag - Turn 5-6 |
| 12.34.02 | 28 | G. VAN STRAALLEN | #28 Lap Time Cancelled [1'37.403] - Yellow Flag - Turn 5-6 |
| 12.34.07 | 99 | A. HUERTAS | #99 Lap Time Cancelled [1'37.244] - Yellow Flag - Turn 5-6 |
| 12.34.12 | 9 | J. NAVARRO | #9 Lap Time Cancelled [1'36.438] - Yellow Flag - Turn 5-6 |
| 12.34.17 | 62 | S. MANZI | #62 Lap Time Cancelled [1'35.436] - Yellow Flag - Turn 5-6 |
| 12.34.22 | 50 | O. VOSTATEK | #50 Lap Time Cancelled [1'36.040] - Yellow Flag - Turn 5-6 |
| 12.34.27 | 3 | R. DE ROSA | #3 Lap Time Cancelled [1'38.264] - Yellow Flag - Turn 5-6 |
| 12.34.32 | 53 | V. DEBISE | #53 Lap Time Cancelled [1'34.912] - Yellow Flag - Turn 5-6 |
| 12.34.37 | 51 | A. SARMOON | #51 Lap Time Cancelled [1'36.693] - Yellow Flag - Turn 5-6 |
| 12.35.17 | | | End of Session |

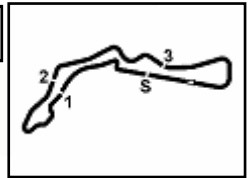
Fastest Laps Sequence

| No. | Rider | Nat | Team | Bike | Local Time | Time | Gap | Avg |
|-----------|--------------------|-----|---------------------------------|--------------------|--------------|-----------------|--------|---------|
| 55 | Y. MONTELLA | ITA | Barni Spark Racing Team | Ducati Panigale V2 | 11:23'21.145 | 1'36.701 | | 156,805 |
| 55 | Y. MONTELLA | ITA | Barni Spark Racing Team | Ducati Panigale V2 | 11:24'57.705 | 1'36.560 | -0.141 | 157,034 |
| 62 | S. MANZI | ITA | Pata Yamaha Ten Kate Racing | Yamaha YZF R6 | 11:26'09.905 | 1'36.265 | -0.295 | 157,515 |
| 55 | Y. MONTELLA | ITA | Barni Spark Racing Team | Ducati Panigale V2 | 11:26'33.568 | 1'35.863 | -0.402 | 158,176 |
| 62 | S. MANZI | ITA | Pata Yamaha Ten Kate Racing | Yamaha YZF R6 | 11:27'45.131 | 1'35.226 | -0.637 | 159,234 |
| 53 | V. DEBISE | FRA | Evan Bros. WorldSSP Yamaha Team | Yamaha YZF R6 | 12:05'21.793 | 1'35.197 | -0.029 | 159,282 |
| 53 | V. DEBISE | FRA | Evan Bros. WorldSSP Yamaha Team | Yamaha YZF R6 | 12:06'56.835 | 1'35.042 | -0.155 | 159,542 |
| 55 | Y. MONTELLA | ITA | Barni Spark Racing Team | Ducati Panigale V2 | 12:31'37.653 | 1'34.976 | -0.066 | 159,653 |
| 55 | Y. MONTELLA | ITA | Barni Spark Racing Team | Ducati Panigale V2 | 12:33'12.535 | 1'34.882 | -0.094 | 159,811 |

Start 11:20 End 12:35 The results are provisional until the end of the time limit for protests and appeals and the completion of the technical checks.

These data/results cannot be reproduced, stored and/or transmitted in whole or in part by any manner of electronic, mechanical, photocopying, recording, broadcasting or otherwise now known or herein after developed without the previous express consent by the copyright owner, except for reproduction in daily press and regular printed publications on sale to the public within 60 days of the event related to those data/results and always provided that copyright symbol appears together as follows below.

© DORNA WSBK ORGANIZATION Srl 2024



Autodrom Most 4.212 m

Czech Round, 19-21 July 2024
Best Sectors & Speed Free Practice

| BEST LAP | | |
|----------|----------------------------|---------------------------------------|
| 1 | 55 Y. MONTELLA | Ducati Panigale V2 1'34.882 |
| 2 | 53 V. DEBISE | Yamaha YZF R6 1'35.042 |
| 3 | 62 S. MANZI | Yamaha YZF R6 1'35.165 |
| 4 | 99 A. HUERTAS | Ducati Panigale V2 1'35.176 |
| 5 | 23 M. SCHROETTER | MV Agusta F3 800 RR 1'35.206 |
| 6 | 64 F. CARICASULO | MV Agusta F3 800 RR 1'35.272 |
| 7 | 9 J. NAVARRO | Ducati Panigale V2 1'35.379 |
| 8 | 54 B. SOFUOGLU | MV Agusta F3 800 RR 1'35.492 |
| 9 | 32 D. BAYLISS | Ducati Panigale V2 1'35.656 |
| 10 | 66 N. TUULI | Ducati Panigale V2 1'35.912 |
| 11 | 94 L. MAHIAS | Yamaha YZF R6 1'35.937 |
| 12 | 28 G. VAN STRAALEN | Yamaha YZF R6 1'35.998 |
| 13 | 50 D. VOSTATEK | Triumph Street Triple RS 765 1'36.072 |
| 14 | 61 C. ONCU | Kawasaki ZX-6R 1'36.097 |
| 15 | 17 J. MCPHEE | Triumph Street Triple RS 765 1'36.148 |
| 16 | 7 L. BALDASSARRI | Triumph Street Triple RS 765 1'36.231 |
| 17 | 69 T. BOOTH-AMOS | Triumph Street Triple RS 765 1'36.277 |
| 18 | 71 T. EDWARDS | Ducati Panigale V2 1'36.366 |
| 19 | 4 S. ODENDAAL | Yamaha YZF R6 1'36.640 |
| 20 | 5 N. ANTONELLI | Ducati Panigale V2 1'36.650 |
| 21 | 51 A. SARMOON | Yamaha YZF R6 1'36.686 |
| 22 | 25 M. BRENNER | Kawasaki ZX-6R 1'36.691 |
| 23 | 74 P. BIESIEKIRSKI | Ducati Panigale V2 1'36.708 |
| 24 | 40 S. CORSI | Ducati Panigale V2 1'36.832 |
| 25 | 68 L. POWER | MV Agusta F3 800 RR 1'37.034 |
| 26 | 92 F. FEIGL | Triumph Street Triple RS 765 1'37.239 |
| 27 | 22 F. FULIGNI | Ducati Panigale V2 1'37.309 |
| 28 | 27 K. TOBA | Honda CBR600RR 1'37.319 |
| 29 | 20 M. VAN DER VOORT | Yamaha YZF R6 1'37.411 |
| 30 | 89 K. BIN PAWI | Honda CBR600RR 1'37.781 |
| 31 | 3 R. DE ROSA | QJMOTOR SRK 800 RR 1'38.316 |
| 32 | 24 S. MINAMIMOTO | Yamaha YZF R6 1'38.321 |
| 33 | 19 G. GIANNINI | Kawasaki ZX-6R |

| SPEED | | |
|-------|----------------------------|------------------------------------|
| 1 | 54 B. SOFUOGLU | MV Agusta F3 800 RR 262,1 |
| 2 | 62 S. MANZI | Yamaha YZF R6 261,4 |
| 3 | 55 Y. MONTELLA | Ducati Panigale V2 260,8 |
| 4 | 64 F. CARICASULO | MV Agusta F3 800 RR 260,8 |
| 5 | 51 A. SARMOON | Yamaha YZF R6 260,2 |
| 6 | 28 G. VAN STRAALEN | Yamaha YZF R6 259,6 |
| 7 | 23 M. SCHROETTER | MV Agusta F3 800 RR 259,0 |
| 8 | 9 J. NAVARRO | Ducati Panigale V2 259,0 |
| 9 | 68 L. POWER | MV Agusta F3 800 RR 259,0 |
| 10 | 61 C. ONCU | Kawasaki ZX-6R 259,0 |
| 11 | 25 M. BRENNER | Kawasaki ZX-6R 258,4 |
| 12 | 32 D. BAYLISS | Ducati Panigale V2 258,4 |
| 13 | 5 N. ANTONELLI | Ducati Panigale V2 258,4 |
| 14 | 71 T. EDWARDS | Ducati Panigale V2 258,4 |
| 15 | 92 F. FEIGL | Triumph Street Triple RS 765 258,4 |
| 16 | 17 J. MCPHEE | Triumph Street Triple RS 765 257,7 |
| 17 | 27 K. TOBA | Honda CBR600RR 257,7 |
| 18 | 22 F. FULIGNI | Ducati Panigale V2 257,7 |
| 19 | 89 K. BIN PAWI | Honda CBR600RR 257,7 |
| 20 | 50 D. VOSTATEK | Triumph Street Triple RS 765 257,7 |
| 21 | 66 N. TUULI | Ducati Panigale V2 257,1 |
| 22 | 94 L. MAHIAS | Yamaha YZF R6 257,1 |
| 23 | 99 A. HUERTAS | Ducati Panigale V2 257,1 |
| 24 | 19 G. GIANNINI | Kawasaki ZX-6R 256,5 |
| 25 | 24 S. MINAMIMOTO | Yamaha YZF R6 256,5 |
| 26 | 74 P. BIESIEKIRSKI | Ducati Panigale V2 256,5 |
| 27 | 4 S. ODENDAAL | Yamaha YZF R6 256,5 |
| 28 | 53 V. DEBISE | Yamaha YZF R6 255,9 |
| 29 | 40 S. CORSI | Ducati Panigale V2 255,3 |
| 30 | 20 M. VAN DER VOORT | Yamaha YZF R6 254,2 |
| 31 | 69 T. BOOTH-AMOS | Triumph Street Triple RS 765 253,6 |
| 32 | 7 L. BALDASSARRI | Triumph Street Triple RS 765 250,7 |
| 33 | 3 R. DE ROSA | QJMOTOR SRK 800 RR 246,2 |

| SEG. 1 | |
|--------|-----------------------------------|
| 1 | 54 B. SOFUOGLU 23.106 |
| 2 | 62 S. MANZI 23.114 |
| 3 | 53 V. DEBISE 23.127 |
| 4 | 55 Y. MONTELLA 23.190 |
| 5 | 23 M. SCHROETTER 23.202 |
| 6 | 64 F. CARICASULO 23.211 |
| 7 | 99 A. HUERTAS 23.238 |
| 8 | 9 J. NAVARRO 23.260 |
| 9 | 17 J. MCPHEE 23.361 |
| 10 | 69 T. BOOTH-AMOS 23.411 |
| 11 | 28 G. VAN STRAALEN 23.414 |
| 12 | 32 D. BAYLISS 23.432 |
| 13 | 50 D. VOSTATEK 23.435 |
| 14 | 71 T. EDWARDS 23.443 |
| 15 | 61 C. ONCU 23.481 |
| 16 | 94 L. MAHIAS 23.482 |
| 17 | 74 P. BIESIEKIRSKI 23.497 |
| 18 | 51 A. SARMOON 23.518 |
| 19 | 66 N. TUULI 23.534 |
| 20 | 25 M. BRENNER 23.534 |
| 21 | 40 S. CORSI 23.548 |
| 22 | 5 N. ANTONELLI 23.584 |
| 23 | 89 K. BIN PAWI 23.601 |
| 24 | 7 L. BALDASSARRI 23.604 |
| 25 | 4 S. ODENDAAL 23.641 |
| 26 | 68 L. POWER 23.655 |
| 27 | 92 F. FEIGL 23.687 |
| 28 | 22 F. FULIGNI 23.696 |
| 29 | 20 M. VAN DER VOORT 23.865 |
| 30 | 27 K. TOBA 23.890 |
| 31 | 24 S. MINAMIMOTO 23.932 |
| 32 | 3 R. DE ROSA 23.991 |
| 33 | 19 G. GIANNINI 24.049 |

| SEG. 2 | |
|--------|-----------------------------------|
| 1 | 53 V. DEBISE 23.540 |
| 2 | 64 F. CARICASULO 23.591 |
| 3 | 54 B. SOFUOGLU 23.599 |
| 4 | 9 J. NAVARRO 23.633 |
| 5 | 32 D. BAYLISS 23.637 |
| 6 | 55 Y. MONTELLA 23.654 |
| 7 | 62 S. MANZI 23.664 |
| 8 | 94 L. MAHIAS 23.698 |
| 9 | 23 M. SCHROETTER 23.717 |
| 10 | 7 L. BALDASSARRI 23.734 |
| 11 | 99 A. HUERTAS 23.753 |
| 12 | 50 D. VOSTATEK 23.757 |
| 13 | 69 T. BOOTH-AMOS 23.758 |
| 14 | 61 C. ONCU 23.781 |
| 15 | 17 J. MCPHEE 23.803 |
| 16 | 66 N. TUULI 23.815 |
| 17 | 28 G. VAN STRAALEN 23.818 |
| 18 | 71 T. EDWARDS 23.915 |
| 19 | 40 S. CORSI 23.966 |
| 20 | 68 L. POWER 23.988 |
| 21 | 4 S. ODENDAAL 23.996 |
| 22 | 22 F. FULIGNI 24.015 |
| 23 | 51 A. SARMOON 24.018 |
| 24 | 74 P. BIESIEKIRSKI 24.051 |
| 25 | 25 M. BRENNER 24.088 |
| 26 | 92 F. FEIGL 24.118 |
| 27 | 5 N. ANTONELLI 24.159 |
| 28 | 27 K. TOBA 24.161 |
| 29 | 20 M. VAN DER VOORT 24.251 |
| 30 | 89 K. BIN PAWI 24.252 |
| 31 | 24 S. MINAMIMOTO 24.305 |
| 32 | 3 R. DE ROSA 24.395 |
| 33 | 19 G. GIANNINI 24.619 |

| SEG. 3 | |
|--------|-----------------------------------|
| 1 | 53 V. DEBISE 24.433 |
| 2 | 55 Y. MONTELLA 24.485 |
| 3 | 62 S. MANZI 24.569 |
| 4 | 99 A. HUERTAS 24.580 |
| 5 | 54 B. SOFUOGLU 24.683 |
| 6 | 23 M. SCHROETTER 24.693 |
| 7 | 32 D. BAYLISS 24.717 |
| 8 | 9 J. NAVARRO 24.752 |
| 9 | 94 L. MAHIAS 24.791 |
| 10 | 66 N. TUULI 24.811 |
| 11 | 64 F. CARICASULO 24.827 |
| 12 | 17 J. MCPHEE 24.837 |
| 13 | 7 L. BALDASSARRI 24.846 |
| 14 | 28 G. VAN STRAALEN 24.862 |
| 15 | 50 D. VOSTATEK 24.871 |
| 16 | 74 P. BIESIEKIRSKI 24.897 |
| 17 | 51 A. SARMOON 24.902 |
| 18 | 4 S. ODENDAAL 24.990 |
| 19 | 71 T. EDWARDS 24.996 |
| 20 | 61 C. ONCU 24.999 |
| 21 | 5 N. ANTONELLI 25.008 |
| 22 | 69 T. BOOTH-AMOS 25.021 |
| 23 | 25 M. BRENNER 25.058 |
| 24 | 27 K. TOBA 25.065 |
| 25 | 20 M. VAN DER VOORT 25.101 |
| 26 | 40 S. CORSI 25.166 |
| 27 | 22 F. FULIGNI 25.207 |
| 28 | 92 F. FEIGL 25.247 |
| 29 | 68 L. POWER 25.306 |
| 30 | 3 R. DE ROSA 25.324 |
| 31 | 89 K. BIN PAWI 25.410 |
| 32 | 24 S. MINAMIMOTO 25.569 |
| 33 | 19 G. GIANNINI 26.236 |

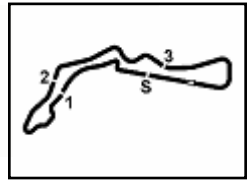
| SEG. 4 | |
|--------|-----------------------------------|
| 1 | 62 S. MANZI 23.452 |
| 2 | 55 Y. MONTELLA 23.504 |
| 3 | 99 A. HUERTAS 23.529 |
| 4 | 53 V. DEBISE 23.587 |
| 5 | 23 M. SCHROETTER 23.594 |
| 6 | 64 F. CARICASULO 23.598 |
| 7 | 94 L. MAHIAS 23.606 |
| 8 | 54 B. SOFUOGLU 23.627 |
| 9 | 66 N. TUULI 23.669 |
| 10 | 28 G. VAN STRAALEN 23.678 |
| 11 | 9 J. NAVARRO 23.695 |
| 12 | 61 C. ONCU 23.700 |
| 13 | 32 D. BAYLISS 23.745 |
| 14 | 17 J. MCPHEE 23.761 |
| 15 | 5 N. ANTONELLI 23.776 |
| 16 | 71 T. EDWARDS 23.819 |
| 17 | 50 D. VOSTATEK 23.837 |
| 18 | 25 M. BRENNER 23.839 |
| 19 | 4 S. ODENDAAL 23.880 |
| 20 | 69 T. BOOTH-AMOS 23.921 |
| 21 | 51 A. SARMOON 23.925 |
| 22 | 92 F. FEIGL 23.958 |
| 23 | 68 L. POWER 23.961 |
| 24 | 40 S. CORSI 23.998 |
| 25 | 74 P. BIESIEKIRSKI 24.001 |
| 26 | 27 K. TOBA 24.031 |
| 27 | 7 L. BALDASSARRI 24.047 |
| 28 | 20 M. VAN DER VOORT 24.078 |
| 29 | 22 F. FULIGNI 24.117 |
| 30 | 89 K. BIN PAWI 24.186 |
| 31 | 24 S. MINAMIMOTO 24.290 |
| 32 | 3 R. DE ROSA 24.335 |
| 33 | 19 G. GIANNINI 24.967 |

19/07/2024

These data/results cannot be reproduced, stored and/or transmitted in whole or in part by any manner of electronic, mechanical, photocopying, recording, broadcasting or otherwise now known or herein after developed without the previous express consent by the copyright owner, except for reproduction in daily press and regular printed publications on sale to the public within 60 days of the event related to those data/results and always provided that copyright symbol appears together as follows below.

© DORNA WSBK ORGANIZATION Srl 2024





Autodrom Most 4.212 m

Czech Round, 19-21 July 2024
Ideal Times Free Practice

| No. | Rider | Nat | Bike | Seg. 1 Diff. 1 | Seg. 2 Diff. 2 | Seg. 3 Diff. 3 | Seg. 4 Diff. 4 | Ideal Time Best Lap | Pos. | Diff. |
|---------------------------|----------------------------|-----|------------------------------|-------------------------|-------------------------|-------------------------|-------------------------|-----------------------------|------|-------|
| 1 | 53 V. DEBISE | FRA | Yamaha YZF R6 | 23.127 | 23.540 +0.090 | 24.433 +0.190 | 23.587 +0.075 | 1'34.687 1'35.042 | 2 | 0.355 |
| 2 | 62 S. MANZI | ITA | Yamaha YZF R6 | 23.114 +0.186 | 23.664 | 24.569 | 23.452 +0.180 | 1'34.799 1'35.165 | 3 | 0.366 |
| 3 | 55 Y. MONTELLA | ITA | Ducati Panigale V2 | 23.190 | 23.654 | 24.485 +0.049 | 23.504 | 1'34.833 1'34.882 | 1 | 0.049 |
| 4 | 54 B. SOFUOGLU | TUR | MV Agusta F3 800 RR | 23.106 +0.287 | 23.599 +0.001 | 24.683 +0.177 | 23.627 +0.012 | 1'35.015 1'35.492 | 8 | 0.477 |
| 5 | 99 A. HUERTAS | ESP | Ducati Panigale V2 | 23.238 | 23.753 +0.076 | 24.580 | 23.529 | 1'35.100 1'35.176 | 4 | 0.076 |
| 6 | 23 M. SCHROETTER | GER | MV Agusta F3 800 RR | 23.202 | 23.717 | 24.693 | 23.594 | 1'35.206 1'35.206 | 5 | |
| 7 | 64 F. CARICASULO | ITA | MV Agusta F3 800 RR | 23.211 +0.030 | 23.591 | 24.827 +0.015 | 23.598 | 1'35.227 1'35.272 | 6 | 0.045 |
| 8 | 9 J. NAVARRO | ESP | Ducati Panigale V2 | 23.260 +0.019 | 23.633 | 24.752 | 23.695 +0.020 | 1'35.340 1'35.379 | 7 | 0.039 |
| 9 | 32 O. BAYLISS | AUS | Ducati Panigale V2 | 23.432 +0.021 | 23.637 | 24.717 | 23.745 +0.104 | 1'35.531 1'35.656 | 9 | 0.125 |
| 10 | 94 L. MAHIAS | FRA | Yamaha YZF R6 | 23.482 +0.076 | 23.698 +0.087 | 24.791 +0.057 | 23.606 +0.140 | 1'35.577 1'35.937 | 11 | 0.360 |
| 11 | 17 J. MCPHEE | GBR | Triumph Street Triple RS 765 | 23.361 +0.048 | 23.803 +0.038 | 24.837 +0.294 | 23.761 +0.006 | 1'35.762 1'36.148 | 15 | 0.386 |
| 12 | 28 G. VAN STRAALEN | NED | Yamaha YZF R6 | 23.414 | 23.818 +0.035 | 24.862 +0.191 | 23.678 | 1'35.772 1'35.998 | 12 | 0.226 |
| 13 | 66 N. TUULI | FIN | Ducati Panigale V2 | 23.534 +0.014 | 23.815 | 24.811 +0.069 | 23.669 | 1'35.829 1'35.912 | 10 | 0.083 |
| 14 | 50 O. VOSTATEK | CZE | Triumph Street Triple RS 765 | 23.435 +0.054 | 23.757 | 24.871 +0.118 | 23.837 | 1'35.900 1'36.072 | 13 | 0.172 |
| 15 | 61 C. ONCU | TUR | Kawasaki ZX-6R | 23.481 +0.136 | 23.781 | 24.999 | 23.700 | 1'35.961 1'36.097 | 14 | 0.136 |
| 16 | 69 T. BOOTH-AMOS | GBR | Triumph Street Triple RS 765 | 23.411 | 23.758 +0.071 | 25.021 +0.049 | 23.921 +0.046 | 1'36.111 1'36.277 | 17 | 0.166 |
| 17 | 71 T. EDWARDS | AUS | Ducati Panigale V2 | 23.443 +0.178 | 23.915 +0.015 | 24.996 | 23.819 | 1'36.173 1'36.366 | 18 | 0.193 |
| 18 | 7 L. BALDASSARRI | ITA | Triumph Street Triple RS 765 | 23.604 | 23.734 | 24.846 | 24.047 | 1'36.231 1'36.231 | 16 | |
| 19 | 51 A. SARMOON | THA | Yamaha YZF R6 | 23.518 +0.143 | 24.018 +0.035 | 24.902 | 23.925 +0.145 | 1'36.363 1'36.686 | 21 | 0.323 |
| 20 | 74 P. BIESIEKIRSKI | POL | Ducati Panigale V2 | 23.497 +0.161 | 24.051 +0.009 | 24.897 +0.091 | 24.001 +0.001 | 1'36.446 1'36.708 | 23 | 0.262 |
| 21 | 4 S. ODENDAAL | RSA | Yamaha YZF R6 | 23.641 | 23.996 +0.096 | 24.990 | 23.880 +0.037 | 1'36.507 1'36.640 | 19 | 0.133 |
| 22 | 25 M. BRENNER | SUI | Kawasaki ZX-6R | 23.534 | 24.088 +0.172 | 25.058 | 23.839 | 1'36.519 1'36.691 | 22 | 0.172 |
| 23 | 5 N. ANTONELLI | ITA | Ducati Panigale V2 | 23.584 | 24.159 +0.014 | 25.008 +0.109 | 23.776 | 1'36.527 1'36.650 | 20 | 0.123 |
| 24 | 40 S. CORSI | ITA | Ducati Panigale V2 | 23.548 +0.028 | 23.966 | 25.166 +0.122 | 23.998 +0.004 | 1'36.678 1'36.832 | 24 | 0.154 |
| 25 | 68 L. POWER | AUS | MV Agusta F3 800 RR | 23.655 +0.119 | 23.988 | 25.306 +0.005 | 23.961 | 1'36.910 1'37.034 | 25 | 0.124 |
| 26 | 92 F. FEIGL | CZE | Triumph Street Triple RS 765 | 23.687 +0.035 | 24.118 | 25.247 +0.194 | 23.958 | 1'37.010 1'37.239 | 26 | 0.229 |
| 27 | 22 F. FULIGNI | ITA | Ducati Panigale V2 | 23.696 +0.008 | 24.015 | 25.207 +0.054 | 24.117 +0.212 | 1'37.035 1'37.309 | 27 | 0.274 |
| 28 | 27 K. TOBA | JPN | Honda CBR600RR | 23.890 +0.172 | 24.161 | 25.065 | 24.031 | 1'37.147 1'37.319 | 28 | 0.172 |
| 29 | 20 M. VAN DER VOORT | NED | Yamaha YZF R6 | 23.865 | 24.251 | 25.101 | 24.078 +0.116 | 1'37.295 1'37.411 | 29 | 0.116 |
| 30 | 89 K. BIN PAWI | MAS | Honda CBR600RR | 23.601 | 24.252 | 25.410 +0.312 | 24.186 +0.020 | 1'37.449 1'37.781 | 30 | 0.332 |
| 31 | 3 R. DE ROSA | ITA | QJMOTOR SRK 800 RR | 23.991 +0.181 | 24.395 | 25.324 +0.014 | 24.335 +0.076 | 1'38.045 1'38.316 | 31 | 0.271 |
| 32 | 24 S. MINAMIMOTO | JPN | Yamaha YZF R6 | 23.932 | 24.305 +0.122 | 25.569 +0.041 | 24.290 +0.062 | 1'38.096 1'38.321 | 32 | 0.225 |
| | 19 G. GIANNINI | ITA | Kawasaki ZX-6R | | | | | | | |
| Overall Ideal Time | | | | 23.106 | 23.540 | 24.433 | 23.452 | 1'34.531 | | |

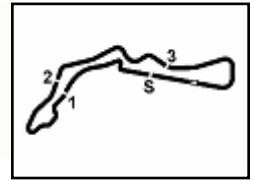
19/07/2024

These data/results cannot be reproduced, stored and/or transmitted in whole or in part by any manner of electronic, mechanical, photocopying, recording, broadcasting or otherwise now known or herein after developed without the previous express consent by the copyright owner, except for reproduction in daily press and regular printed publications on sale to the public within 60 days of the event related to those data/results and always provided that copyright symbol appears together as follows below.

© DORNA WSBK ORGANIZATION Srl 2024

FIGR PERUGIA TIMING





Autodrom Most 4.212 m

Czech Round, 19–21 July 2024
Chronological Analysis Free Practice

| 1° 55 Y. MONTELLA [1'34.882] | | | | | | | |
|------------------------------|---------------|---------------|---------------|---------------|-----------------|--------------|--------------|
| Lap | Seg1 | Seg2 | Seg3 | Seg4 | Lap Time | km/h | Local Time |
| 1 | | 24.599 | 26.047 | 26.753 | | | |
| 2 | 23.703 | 24.072 | 25.109 | 23.817 | 1'36.701 | 258,4 | 11:23'21.145 |
| 3 | 23.774 | 24.061 | 24.879 | 23.846 | 1'36.560 | 257,1 | 11:24'57.705 |
| 4 | 23.430 | 23.777 | 24.979 | 23.677 | 1'35.863 | 256,5 | 11:26'33.568 |
| 5 | 23.257 | 23.939 | 24.964 | 23.746 | 1'35.906 | 257,7 | 11:28'09.474 |
| 6 | 24.023 | 26.439 | 27.034 | 41.719 | 1'59.215CP | 258,4 | 11:30'08.689 |
| 7 | 26'19.208 | 24.560 | 27.252 | 24.066 | 27'35.086P | | 11:57'43.775 |
| 8 | 23.307 | 24.240 | 25.126 | 23.815 | 1'36.488 | 257,7 | 11:59'20.263 |
| 9 | 23.340 | 23.838 | 24.867 | 23.813 | 1'35.858C | 259,0 | 12:00'56.121 |
| 10 | 23.258 | 23.873 | 24.751 | 23.739 | 1'35.621 | 259,0 | 12:02'31.742 |
| 11 | 23.356 | 27.435 | 29.156 | 23.752 | 1'43.699 | 258,4 | 12:04'15.441 |
| 12 | 23.417 | 23.904 | 24.970 | 24.467 | 1'36.758 | 258,4 | 12:05'52.199 |
| 13 | 24.962 | 25.175 | 24.818 | 23.763 | 1'38.718 | 260,8 | 12:07'30.917 |
| 14 | 23.598 | 23.793 | 24.732 | 23.759 | 1'35.882 | 258,4 | 12:09'06.799 |
| 15 | 23.465 | 23.922 | 24.691 | 23.819 | 1'35.897 | 259,0 | 12:10'42.696 |
| 16 | 23.196 | 23.772 | 24.767 | 35.225 | 1'46.960P | 259,6 | 12:12'29.656 |
| 17 | 9'58.049 | 24.583 | 24.916 | 23.819 | 11'11.367P | | 12:23'41.023 |
| 18 | 23.294 | 23.705 | 24.710 | 23.590 | 1'35.299 | 257,7 | 12:25'16.322 |
| 19 | 23.314 | 23.829 | 24.485 | 23.657 | 1'35.285 | 255,9 | 12:26'51.607 |
| 20 | 23.358 | 23.697 | 24.652 | 23.649 | 1'35.356 | 257,7 | 12:28'26.963 |
| 21 | 23.353 | 24.158 | 24.646 | 23.557 | 1'35.714C | 258,4 | 12:30'02.677 |
| 22 | 23.194 | 23.668 | 24.501 | 23.613 | 1'34.976 | 258,4 | 12:31'37.653 |
| 23 | 23.190 | 23.654 | 24.534 | 23.504 | 1'34.882 | 259,0 | 12:33'12.535 |

| 2° 53 V. DEBISE [1'35.042] | | | | | | | |
|----------------------------|---------------|---------------|---------------|---------------|-----------------|--------------|--------------|
| Lap | Seg1 | Seg2 | Seg3 | Seg4 | Lap Time | km/h | Local Time |
| 1 | | 25.663 | 25.711 | 24.453 | | | |
| 2 | 24.190 | 24.330 | 25.489 | 25.417 | 1'39.426 | 254,2 | 11:23'27.921 |
| 3 | 24.437 | 24.143 | 25.370 | 24.059 | 1'38.009 | 237,1 | 11:25'05.930 |
| 4 | 23.579 | 23.868 | 25.002 | 24.010 | 1'36.459 | 252,4 | 11:26'42.389 |
| 5 | 23.496 | 23.742 | 24.854 | 25.692 | 1'37.784C | 252,4 | 11:28'20.173 |
| 6 | 24.465 | 24.708 | 25.572 | 38.957 | 1'53.702CP | 234,6 | 11:30'13.875 |
| 7 | 24'17.948 | 24.205 | 25.250 | 24.192 | 25'31.595P | | 11:55'45.470 |
| 8 | 23.475 | 23.761 | 24.791 | 23.672 | 1'35.699 | 251,8 | 11:57'21.169 |
| 9 | 23.300 | 23.692 | 24.775 | 23.711 | 1'35.478 | 254,2 | 11:58'56.647 |
| 10 | 23.251 | 23.662 | 24.702 | 23.717 | 1'35.332C | 255,3 | 12:00'31.979 |
| 11 | 26.838 | 23.805 | 24.847 | 23.881 | 1'39.371C | 255,9 | 12:02'11.350 |
| 12 | 23.259 | 23.559 | 24.731 | 23.697 | 1'35.246 | 254,2 | 12:03'46.596 |
| 13 | 23.228 | 23.731 | 24.559 | 23.679 | 1'35.197 | 253,6 | 12:05'21.793 |
| 14 | 23.127 | 23.630 | 24.623 | 23.662 | 1'35.042 | 253,6 | 12:06'56.835 |
| 15 | 23.214 | 24.295 | 25.383 | 37.111 | 1'50.003P | 253,6 | 12:08'46.838 |
| 16 | 14'59.654 | 24.192 | 25.084 | 23.877 | 16'12.807P | | 12:24'59.645 |
| 17 | 23.278 | 23.634 | 24.652 | 23.725 | 1'35.289 | 252,4 | 12:26'34.934 |
| 18 | 23.276 | 23.689 | 24.735 | 23.587 | 1'35.287 | 253,0 | 12:28'10.221 |
| 19 | 23.236 | 23.770 | 24.661 | 23.617 | 1'35.284C | 254,8 | 12:29'45.505 |
| 20 | 23.140 | 23.800 | 24.433 | 23.539 | 1'34.912C | 255,3 | 12:31'20.417 |
| 21 | 23.186 | 23.540 | 24.771 | 23.645 | 1'35.142 | 255,9 | 12:32'55.559 |

| 3° 62 S. MANZI [1'35.165] | | | | | | | |
|---------------------------|-----------|--------|--------|---------------|------------|--------------|--------------|
| Lap | Seg1 | Seg2 | Seg3 | Seg4 | Lap Time | km/h | Local Time |
| 1 | | 25.523 | 26.224 | 26.220 | | | |
| 2 | 24.908 | 24.392 | 25.459 | 24.017 | 1'38.776 | 232,6 | 11:24'33.640 |
| 3 | 23.493 | 23.901 | 25.135 | 23.736 | 1'36.265 | 254,8 | 11:26'09.905 |
| 4 | 23.451 | 23.678 | 24.645 | 23.452 | 1'35.226 | 254,2 | 11:27'45.131 |
| 5 | 23.918 | 24.473 | 28.436 | 42.689 | 1'59.516CP | 261,4 | 11:29'44.647 |
| 6 | 24'57.809 | 24.373 | 25.007 | 23.948 | 26'11.137P | | 11:55'55.784 |
| 7 | 23.616 | 23.979 | 24.759 | 23.740 | 1'36.094 | 252,4 | 11:57'31.878 |
| 8 | 23.417 | 23.695 | 24.640 | 23.673 | 1'35.425 | 253,0 | 11:59'07.303 |
| 9 | 23.386 | 23.719 | 24.638 | 23.802 | 1'35.545C | 254,2 | 12:00'42.848 |
| 10 | 23.346 | 23.917 | 24.769 | 23.770 | 1'35.802 | 254,2 | 12:02'18.650 |
| 11 | 23.262 | 23.930 | 24.739 | 23.760 | 1'35.691 | 254,2 | 12:03'54.341 |

| | | | | | | | |
|----|---------------|---------------|---------------|--------|-----------------|-------|--------------|
| 12 | 23.241 | 23.683 | 24.746 | 23.745 | 1'35.415 | 254,8 | 12:05'29.756 |
| 13 | 25.705 | 26.497 | 27.688 | 39.147 | 1'59.037P | 253,0 | 12:07'28.793 |
| 14 | 16'08.936 | 24.140 | 24.857 | 23.706 | 17'21.639P | | 12:24'50.432 |
| 15 | 23.309 | 23.687 | 24.672 | 23.703 | 1'35.371 | 253,0 | 12:26'25.803 |
| 16 | 23.300 | 23.664 | 24.569 | 23.632 | 1'35.165 | 253,0 | 12:28'00.968 |
| 17 | 23.434 | 24.970 | 24.882 | 23.904 | 1'37.190C | 253,6 | 12:29'38.158 |
| 18 | 23.343 | 23.688 | 24.743 | 23.662 | 1'35.436C | 254,2 | 12:31'13.594 |
| 19 | 23.114 | 23.738 | 27.485 | 24.347 | 1'38.684 | 253,6 | 12:32'52.278 |

| 4° 99 A. HUERTAS [1'35.176] | | | | | | | |
|-----------------------------|---------------|---------------|---------------|---------------|-----------------|--------------|--------------|
| Lap | Seg1 | Seg2 | Seg3 | Seg4 | Lap Time | km/h | Local Time |
| 1 | | 24.606 | 26.198 | 37.784 | | | |
| 2 | 2'51.087 | 24.225 | 25.242 | 24.032 | 4'04.586CP | | 11:25'59.961 |
| 3 | 23.673 | 23.995 | 25.012 | 23.735 | 1'36.415 | 254,2 | 11:27'36.376 |
| 4 | 25.453 | 23.914 | 25.639 | 41.715 | 1'56.721CP | 254,8 | 11:29'33.097 |
| 5 | 24'41.923 | 24.266 | 25.019 | 23.895 | 25'55.103P | | 11:55'28.200 |
| 6 | 23.425 | 24.034 | 24.771 | 35.870 | 1'48.100P | 255,3 | 11:57'16.300 |
| 7 | 5'37.025 | 29.842 | 26.612 | 23.834 | 6'57.313P | | 12:04'13.613 |
| 8 | 23.495 | 26.402 | 24.703 | 23.662 | 1'38.262C | 253,0 | 12:05'51.875 |
| 9 | 23.678 | 23.753 | 24.720 | 23.683 | 1'35.834 | 254,8 | 12:07'27.709 |
| 10 | 23.256 | 23.799 | 24.748 | 23.712 | 1'35.515 | 255,3 | 12:09'03.224 |
| 11 | 23.315 | 23.769 | 24.746 | 23.690 | 1'35.520 | 255,3 | 12:10'38.744 |
| 12 | 23.291 | 23.837 | 24.693 | 23.712 | 1'35.533 | 255,9 | 12:12'14.277 |
| 13 | 23.364 | 26.575 | 25.669 | 36.230 | 1'51.838P | 254,8 | 12:14'06.115 |
| 14 | 9'11.218 | 24.502 | 24.987 | 23.649 | 10'24.356P | | 12:24'30.471 |
| 15 | 23.625 | 23.894 | 24.728 | 23.708 | 1'35.955 | 255,9 | 12:26'06.426 |
| 16 | 23.316 | 23.760 | 24.666 | 23.574 | 1'35.316 | 256,5 | 12:27'41.742 |
| 17 | 23.412 | 23.830 | 29.094 | 23.752 | 1'40.088 | 256,5 | 12:29'21.830 |
| 18 | 23.330 | 23.891 | 25.229 | 24.794 | 1'37.244C | 256,5 | 12:30'59.074 |
| 19 | 23.238 | 23.829 | 24.580 | 23.529 | 1'35.176 | 257,1 | 12:32'34.250 |

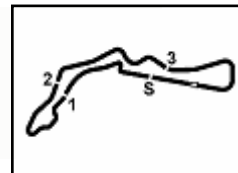
| 5° 23 M. SCHROETTER [1'35.206] | | | | | | | |
|--------------------------------|---------------|---------------|---------------|---------------|-----------------|--------------|--------------|
| Lap | Seg1 | Seg2 | Seg3 | Seg4 | Lap Time | km/h | Local Time |
| 1 | | 26.130 | 26.436 | 24.530 | | | |
| 2 | 24.098 | 27.215 | 25.669 | 24.226 | 1'41.208 | 252,4 | 11:24'43.035 |
| 3 | 23.857 | 24.465 | 25.293 | 23.985 | 1'37.600 | 251,8 | 11:26'20.635 |
| 4 | 23.609 | 24.139 | 25.049 | 23.865 | 1'36.662 | 254,2 | 11:27'57.297 |
| 5 | 23.516 | 26.014 | 27.451 | 38.320 | 1'55.301CP | 254,8 | 11:29'52.598 |
| 6 | 24'13.501 | 24.745 | 25.333 | 24.004 | 25'27.583P | | 11:55'20.181 |
| 7 | 23.608 | 24.101 | 25.136 | 23.772 | 1'36.617 | 254,8 | 11:56'56.798 |
| 8 | 23.541 | 24.034 | 24.817 | 23.670 | 1'36.062 | 256,5 | 11:58'32.860 |
| 9 | 23.378 | 23.796 | 25.052 | 23.888 | 1'36.114C | 259,0 | 12:00'08.974 |
| 10 | 23.281 | 23.931 | 25.035 | 23.734 | 1'35.981C | 257,1 | 12:01'44.955 |
| 11 | 23.375 | 23.926 | 24.869 | 23.800 | 1'35.970 | 257,1 | 12:03'20.925 |
| 12 | 23.423 | 23.798 | 25.880 | 37.074 | 1'50.175P | 255,9 | 12:05'11.100 |
| 13 | 9'31.016 | 28.404 | 30.843 | 42.222 | 11'12.485CP | | 12:16'23.585 |
| 14 | 6'47.340 | 24.555 | 25.522 | 23.901 | 8'01.318P | | 12:24'24.903 |
| 15 | 23.321 | 23.746 | 24.711 | 23.668 | 1'35.446 | 253,0 | 12:26'00.349 |
| 16 | 23.202 | 23.717 | 24.693 | 23.594 | 1'35.206 | 255,3 | 12:27'35.555 |
| 17 | 23.257 | 23.801 | 24.782 | 23.610 | 1'35.450 | 253,6 | 12:29'11.005 |
| 18 | 23.255 | 27.406 | 28.127 | 24.901 | 1'43.689C | 254,8 | 12:30'54.694 |
| 19 | 27.513 | 27.356 | 25.789 | 23.849 | 1'44.507 | 254,8 | 12:32'39.201 |

| 6° 64 F. CARICASULO [1'35.272] | | | | | | | |
|--------------------------------|-----------|--------|--------|--------|------------|-------|--------------|
| Lap | Seg1 | Seg2 | Seg3 | Seg4 | Lap Time | km/h | Local Time |
| 1 | | 25.653 | 26.012 | 24.120 | | | |
| 2 | 24.016 | 25.551 | 25.604 | 23.882 | 1'39.053 | 255,3 | 11:23'45.004 |
| 3 | 23.660 | 23.977 | 25.665 | 23.851 | 1'37.153C | 256,5 | 11:25'22.157 |
| 4 | 23.594 | 23.781 | 25.155 | 23.861 | 1'36.391 | 255,9 | 11:26'58.548 |
| 5 | 23.351 | 24.789 | 25.295 | 44.432 | 1'57.867CP | 254,2 | 11:28'56.415 |
| 6 | 24'32.701 | 24.710 | 25.751 | 24.220 | 25'47.382P | | 11:54'43.797 |
| 7 | 23.601 | 23.822 | 25.356 | 23.777 | 1'36.556 | 254,8 | 11:56'20.353 |
| 8 | 23.354 | 23.879 | 24.999 | 23.737 | 1'35.969 | 254,8 | 11:57'56.322 |

19/07/2024 P = Pits In/Out - C = Lap Time Cancelled

These data/results cannot be reproduced, stored and/or transmitted in whole or in part by any manner of electronic, mechanical, photocopying, recording, broadcasting or otherwise now known or herein after developed without the previous express consent by the copyright owner, except for reproduction in daily press and regular printed publications on sale to the public within 60 days of the event related to those data/results and always provided that copyright symbol appears together as follows below.

© DORNA WSBK ORGANIZATION Srl 2024



Autodrom Most 4.212 m

Czech Round, 19–21 July 2024
Chronological Analysis Free Practice

2 / 6

| | | | | | | | | | | | | | | | |
|----|-----------|--------|--------|--------|-------------|-------|--------------|----|-----------|--------|--------|--------|------------|-------|--------------|
| 9 | 23.211 | 23.807 | 24.827 | 23.679 | 1'35.524 | 255,3 | 11:59'31.846 | 4 | 23.759 | 24.173 | 25.251 | 24.152 | 1'37.335 | 253,6 | 11:26'44.907 |
| 10 | 23.258 | 23.819 | 25.031 | 24.141 | 1'36.249C | 257,1 | 12:01'08.095 | 5 | 23.692 | 24.259 | 25.251 | 26.754 | 1'39.956C | 253,6 | 11:28'24.863 |
| 11 | 32.090 | 27.202 | 28.883 | 40.385 | 2'08.560CP | 255,3 | 12:03'16.655 | 6 | 26.287 | 25.217 | 26.454 | 39.974 | 1'57.932CP | 198,6 | 11:30'22.795 |
| 12 | 10'51.292 | 25.758 | 27.644 | 41.376 | 12'26.070CP | | 12:15'42.725 | 7 | 23'06.738 | 24.992 | 25.625 | 24.340 | 24'21.695P | | 11:54'44.490 |
| 13 | 7'11.715 | 24.519 | 25.537 | 23.850 | 8'25.621P | | 12:24'08.346 | 8 | 23.989 | 24.202 | 25.172 | 24.147 | 1'37.510 | 255,3 | 11:56'22.000 |
| 14 | 23.361 | 23.838 | 24.985 | 23.660 | 1'35.844 | 255,9 | 12:25'44.190 | 9 | 26.826 | 24.450 | 25.157 | 24.261 | 1'40.694C | 258,4 | 11:58'02.694 |
| 15 | 23.328 | 23.755 | 24.957 | 23.633 | 1'35.673 | 254,8 | 12:27'19.863 | 10 | 23.660 | 24.084 | 25.010 | 24.090 | 1'36.844 | 253,6 | 11:59'39.538 |
| 16 | 23.228 | 26.383 | 25.767 | 23.841 | 1'39.219 | 254,8 | 12:28'59.082 | 11 | 23.617 | 24.018 | 25.025 | 24.353 | 1'37.013C | 254,2 | 12:01'16.551 |
| 17 | 23.303 | 24.124 | 25.445 | 23.783 | 1'36.655C | 257,1 | 12:30'35.737 | 12 | 30.197 | 26.069 | 25.889 | 24.141 | 1'46.296C | 254,2 | 12:03'02.847 |
| 18 | 23.241 | 23.591 | 24.842 | 23.598 | 1'35.272 | 260,8 | 12:32'11.009 | 13 | 23.656 | 24.097 | 25.040 | 24.111 | 1'36.904 | 253,6 | 12:04'39.751 |
| 19 | | | | | | 256,5 | | 14 | 23.684 | 23.840 | 24.901 | 24.020 | 1'36.445 | 253,0 | 12:06'16.196 |
| | | | | | | | | 15 | 27.371 | 26.343 | 25.635 | 38.151 | 1'57.500CP | 253,6 | 12:08'13.696 |
| | | | | | | | | 16 | 4'46.356 | 33.183 | 26.166 | 24.305 | 6'10.010CP | | 12:14'23.706 |
| | | | | | | | | 17 | 25.583 | 26.443 | 27.100 | 40.997 | 2'00.123CP | 251,3 | 12:16'23.829 |
| | | | | | | | | 18 | 6'04.057 | 24.672 | 25.117 | 23.811 | 7'17.657P | | 12:23'41.486 |
| | | | | | | | | 19 | 23.654 | 23.808 | 24.733 | 23.745 | 1'35.940 | 254,8 | 12:25'17.426 |
| | | | | | | | | 20 | 23.472 | 23.804 | 25.007 | 23.823 | 1'36.106 | 253,0 | 12:26'53.532 |
| | | | | | | | | 21 | 23.453 | 23.637 | 24.717 | 23.849 | 1'35.656 | 252,4 | 12:28'29.188 |
| | | | | | | | | 22 | 23.432 | 24.051 | 24.900 | 23.970 | 1'36.353C | 253,6 | 12:30'05.541 |
| | | | | | | | | 23 | 23.518 | 23.832 | 25.092 | 23.887 | 1'36.329 | 254,2 | 12:31'41.870 |
| | | | | | | | | 24 | 23.555 | 23.826 | 25.117 | 24.043 | 1'36.541 | 252,4 | 12:33'18.411 |

7° 9 J. NAVARRO [1'35.379]

| Lap | Seg1 | Seg2 | Seg3 | Seg4 | Lap Time | km/h | Local Time |
|-----|-----------|--------|--------|--------|------------|-------|--------------|
| 1 | | 26.596 | 26.964 | 24.937 | | | |
| 2 | 24.171 | 24.624 | 25.388 | 24.376 | 1'38.559 | 251,3 | 11:24'47.135 |
| 3 | 27.094 | 24.740 | 25.518 | 24.238 | 1'41.590C | 251,8 | 11:26'28.725 |
| 4 | 23.651 | 24.545 | 25.249 | 24.077 | 1'37.522 | 252,4 | 11:28'06.247 |
| 5 | 25.090 | 26.430 | 27.501 | 43.717 | 2'02.738CP | 251,8 | 11:30'08.985 |
| 6 | 23'25.331 | 25.985 | 25.621 | 24.552 | 24'41.489P | | 11:54'50.474 |
| 7 | 23.809 | 24.338 | 39.851 | 28.358 | 1'56.356 | 254,8 | 11:56'46.830 |
| 8 | 23.515 | 24.626 | 25.230 | 23.941 | 1'37.312 | 252,4 | 11:58'24.142 |
| 9 | 23.510 | 23.913 | 25.139 | 23.924 | 1'36.486C | 253,6 | 12:00'00.628 |
| 10 | 23.358 | 23.976 | 24.904 | 23.904 | 1'36.142C | 259,0 | 12:01'36.770 |
| 11 | 23.314 | 23.806 | 25.713 | 40.645 | 1'53.478P | 255,3 | 12:03'30.248 |
| 12 | 6'10.165 | 25.880 | 25.757 | 24.015 | 7'25.817P | | 12:10'56.065 |
| 13 | 23.324 | 23.653 | 24.790 | 23.695 | 1'35.462 | 253,0 | 12:12'31.527 |
| 14 | 23.400 | 24.306 | 25.015 | 23.819 | 1'36.540 | 253,0 | 12:14'08.067 |
| 15 | 23.392 | 24.935 | 26.799 | 39.298 | 1'54.424CP | 253,6 | 12:16'02.491 |
| 16 | 7'10.224 | 26.877 | 29.089 | 24.001 | 8'30.191P | | 12:24'32.682 |
| 17 | 23.417 | 23.762 | 24.759 | 23.821 | 1'35.759 | 253,6 | 12:26'08.441 |
| 18 | 23.260 | 23.852 | 25.004 | 23.742 | 1'35.858 | 254,8 | 12:27'44.299 |
| 19 | 23.307 | 23.746 | 26.997 | 26.378 | 1'40.428 | 255,3 | 12:29'24.727 |
| 20 | 23.324 | 24.446 | 24.925 | 23.743 | 1'36.438C | 254,2 | 12:31'01.165 |
| 21 | 23.279 | 23.633 | 24.752 | 23.715 | 1'35.379 | 256,5 | 12:32'36.544 |

8° 54 B. SOFUOGLU [1'35.492]

| Lap | Seg1 | Seg2 | Seg3 | Seg4 | Lap Time | km/h | Local Time |
|-----|-----------|--------|--------|--------|------------|-------|--------------|
| 1 | | 24.825 | 26.328 | 24.373 | | | |
| 2 | 24.031 | 24.207 | 25.286 | 23.921 | 1'37.445 | 262,1 | 11:23'51.143 |
| 3 | 24.046 | 24.371 | 25.330 | 23.703 | 1'37.450C | 255,3 | 11:25'28.593 |
| 4 | 23.696 | 24.135 | 24.938 | 23.679 | 1'36.448 | 258,4 | 11:27'05.041 |
| 5 | 23.296 | 26.572 | 25.119 | 40.976 | 1'55.963CP | 257,1 | 11:29'01.004 |
| 6 | 25'04.035 | 24.765 | 25.172 | 23.844 | 26'17.816P | | 11:55'18.820 |
| 7 | 23.393 | 23.600 | 24.860 | 23.639 | 1'35.492 | 254,8 | 11:56'54.312 |
| 8 | 23.163 | 23.928 | 24.932 | 23.655 | 1'35.678 | 257,1 | 11:58'29.990 |
| 9 | 23.106 | 23.619 | 24.683 | 23.818 | 1'35.226C | 258,4 | 12:00'05.216 |
| 10 | 23.225 | 23.790 | 24.754 | 23.613 | 1'35.382C | 259,0 | 12:01'40.598 |
| 11 | 23.558 | 25.410 | 25.094 | 23.951 | 1'38.013 | 258,4 | 12:03'18.611 |
| 12 | 23.238 | 23.909 | 24.846 | 23.845 | 1'35.838 | 257,1 | 12:04'54.449 |
| 13 | 29.819 | 24.668 | 25.049 | 38.991 | 1'58.527CP | 259,0 | 12:06'52.976 |
| 14 | 7'47.542 | 29.739 | 30.157 | 42.452 | 9'29.890CP | | 12:16'22.866 |
| 15 | 6'45.980 | 24.506 | 25.816 | 23.964 | 8'00.266P | | 12:24'23.132 |
| 16 | 23.406 | 23.904 | 24.929 | 23.818 | 1'36.057 | 254,2 | 12:25'59.189 |
| 17 | 25.802 | 24.173 | 25.441 | 35.905 | 1'51.321CP | 254,2 | 12:27'50.510 |
| 18 | 2'46.038 | 23.951 | 24.838 | 23.927 | 3'58.754P | | 12:31'49.264 |
| 19 | 23.275 | 23.599 | 25.028 | 23.627 | 1'35.529 | 258,4 | 12:33'24.793 |

9° 32 O. BAYLISS [1'35.656]

| Lap | Seg1 | Seg2 | Seg3 | Seg4 | Lap Time | km/h | Local Time |
|-----|--------|--------|--------|--------|-----------|-------|--------------|
| 1 | | 25.750 | 26.121 | 24.754 | | | |
| 2 | 24.960 | 24.842 | 25.711 | 24.458 | 1'39.971 | 250,7 | 11:23'26.370 |
| 3 | 27.121 | 24.410 | 25.442 | 24.229 | 1'41.202C | 253,0 | 11:25'07.572 |

10° 66 N. TUULI [1'35.912]

| Lap | Seg1 | Seg2 | Seg3 | Seg4 | Lap Time | km/h | Local Time |
|-----|--------|--------|--------|--------|----------|-------|--------------|
| 1 | | 25.030 | 25.926 | 24.374 | | | |
| 2 | 23.933 | 24.105 | 25.126 | 24.187 | 1'37.351 | 249,0 | 11:23'21.245 |
| 3 | 23.965 | 24.007 | 24.868 | 23.780 | 1'36.620 | 252,4 | 11:24'57.865 |
| 4 | 23.548 | 23.815 | 24.880 | 23.669 | 1'35.912 | 257,1 | 11:26'33.777 |
| 5 | 23.534 | 23.849 | 24.811 | | 255,9 | | |

11° 94 L. MAHIAS [1'35.937]

| Lap | Seg1 | Seg2 | Seg3 | Seg4 | Lap Time | km/h | Local Time |
|-----|-----------|--------|--------|--------|------------|-------|--------------|
| 1 | | 25.628 | 26.010 | 24.573 | | | |
| 2 | 24.275 | 24.486 | 25.532 | 24.338 | 1'38.631 | 249,0 | 11:24'04.790 |
| 3 | 23.904 | 24.207 | 25.766 | 24.144 | 1'38.021C | 249,5 | 11:25'42.811 |
| 4 | 23.784 | 24.089 | 24.979 | 23.889 | 1'36.741 | 249,5 | 11:27'19.552 |
| 5 | 23.828 | 26.393 | 26.966 | 50.301 | 2'07.488CP | 250,7 | 11:29'27.040 |
| 6 | 24'39.543 | 24.843 | 25.304 | 23.956 | 25'53.646P | | 11:55'20.686 |
| 7 | 23.507 | 24.071 | 24.931 | 23.890 | 1'36.399 | 257,1 | 11:56'57.085 |
| 8 | 23.636 | 24.125 | 24.800 | 24.130 | 1'36.691 | 255,3 | 11:58'33.776 |
| 9 | 27.398 | 25.182 | 26.235 | 35.745 | 1'54.560CP | 253,0 | 12:00'28.336 |
| 10 | 5'49.917 | 25.633 | 25.566 | 24.032 | 7'05.148P | | 12:07'33.484 |
| 11 | 23.668 | 23.843 | 24.791 | 23.982 | 1'36.284 | 249,5 | 12:09'09.768 |
| 12 | 23.580 | 24.019 | 24.945 | 23.850 | 1'36.394 | 253,6 | 12:10'46.162 |
| 13 | 23.510 | 23.851 | 24.914 | 23.909 | 1'36.184 | 253,0 | 12:12'22.346 |
| 14 | 23.565 | 23.869 | 24.953 | 23.970 | 1'36.357 | 251,8 | 12:13'58.703 |
| 15 | 30.667 | 27.821 | 28.162 | 39.375 | 2'06.025CP | 247,9 | 12:16'04.728 |
| 16 | 8'09.176 | 24.892 | 25.257 | 23.958 | 9'23.283CP | | 12:25'28.011 |
| 17 | 23.558 | 23.785 | 24.848 | 23.746 | 1'35.937 | 250,1 | 12:27'03.948 |
| 18 | 23.482 | 24.119 | 25.114 | 24.000 | 1'36.715 | 253,6 | 12:28'40.663 |
| 19 | 23.775 | 30.341 | 33.261 | 27.331 | 1'54.708C | 251,8 | 12:30'35.371 |
| 20 | 23.985 | 23.698 | 24.808 | 23.606 | 1'36.097 | 249,0 | 12:32'11.468 |
| 21 | | | | | 255,9 | | |

12° 28 G. VAN STRAALLEN [1'35.998]

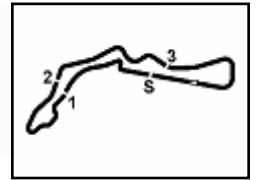
| Lap | Seg1 | Seg2 | Seg3 | Seg4 | Lap Time | km/h | Local Time |
|-----|-----------|--------|--------|--------|------------|-------|--------------|
| 1 | | 26.110 | 26.747 | 24.419 | | | |
| 2 | 24.157 | 24.388 | 25.502 | 24.034 | 1'38.081C | 253,6 | 11:24'07.874 |
| 3 | 23.798 | 24.106 | 25.290 | 24.356 | 1'37.550C | 257,1 | 11:25'45.424 |
| 4 | 23.718 | 23.840 | 25.031 | 23.832 | 1'36.421 | 253,6 | 11:27'21.845 |
| 5 | 23.534 | 23.882 | 26.163 | 42.992 | 1'56.571CP | 255,3 | 11:29'18.416 |
| 6 | 24'57.667 | 24.548 | 25.504 | 24.241 | 26'11.960P | | 11:55'30.376 |
| 7 | 23.695 | 24.180 | 25.276 | 24.070 | 1'37.221 | 252,4 | 11:57'07.597 |

19/07/2024 P = Pits In/Out - C = Lap Time Cancelled

These data/results cannot be reproduced, stored and/or transmitted in whole or in part by any manner of electronic, mechanical, photocopying, recording, broadcasting or otherwise now known or herein after developed without the previous express consent by the copyright owner, except for reproduction in daily press and regular printed publications on sale to the public within 60 days of the event related to those data/results and always provided that copyright symbol appears together as follows below.

© DORNA WSBK ORGANIZATION Srl 2024





Autodrom Most 4.212 m

Czech Round, 19–21 July 2024
Chronological Analysis Free Practice

3 / 6

| | | | | | | | | | | | | | | | |
|----|---------------|---------------|---------------|---------------|-----------------|--------------|--------------|----|---------------|---------------|---------------|---------------|-----------------|-------|--------------|
| 8 | 24.045 | 24.087 | 25.075 | 24.090 | 1'37.297 | 253,0 | 11:58'44.894 | 13 | 23.634 | 24.065 | 25.203 | 24.007 | 1'36.909 | 253,6 | 12:04'45.474 |
| 9 | 23.476 | 23.891 | 24.862 | 24.032 | 1'36.261C | 254,8 | 12:00'21.155 | 14 | 23.722 | 24.001 | 25.442 | 23.981 | 1'37.146 | 254,8 | 12:06'22.620 |
| 10 | 23.465 | 23.858 | 24.988 | 23.956 | 1'36.267 | 254,8 | 12:01'57.422 | 15 | 29.201 | 25.383 | 26.238 | 41.806 | 2'02.628CP | 250,7 | 12:08'25.248 |
| 11 | 23.419 | 23.818 | 25.033 | 24.026 | 1'36.296 | 253,6 | 12:03'33.718 | 16 | 14'03.000 | 24.653 | 25.260 | 23.899 | 15'16.812P | | 12:23'42.060 |
| 12 | 23.698 | 25.380 | 26.129 | 38.784 | 1'53.991P | 252,4 | 12:05'27.709 | 17 | 23.637 | 23.972 | 24.837 | 23.761 | 1'36.207 | 252,4 | 12:25'18.267 |
| 13 | 7'45.277 | 24.644 | 25.418 | 24.174 | 8'59.513P | | 12:14'27.222 | 18 | 23.361 | 24.123 | 25.047 | 23.857 | 1'36.388 | 251,3 | 12:26'54.655 |
| 14 | 26.162 | 24.958 | 26.085 | 41.314 | 1'58.519CP | 254,2 | 12:16'25.741 | 19 | 23.448 | 23.803 | 24.987 | 24.011 | 1'36.249 | 251,3 | 12:28'30.904 |
| 15 | 6'47.518 | 24.756 | 25.171 | 23.927 | 8'01.372P | | 12:24'27.113 | 20 | 28.834 | 24.848 | 25.268 | 24.025 | 1'42.975C | 253,6 | 12:30'13.879 |
| 16 | 23.477 | 23.967 | 25.653 | 24.040 | 1'37.137 | 256,5 | 12:26'04.250 | 21 | 23.409 | 23.841 | 25.131 | 23.767 | 1'36.148 | 255,9 | 12:31'50.027 |
| 17 | 23.414 | 23.853 | 25.053 | 23.678 | 1'35.998 | 255,3 | 12:27'40.248 | 22 | 23.963 | 26.662 | 27.087 | 44.038 | 2'01.750P | 255,9 | 12:33'51.777 |
| 18 | 25.499 | 25.165 | 25.456 | 23.961 | 1'40.081 | 259,6 | 12:29'20.329 | | | | | | | | |
| 19 | 23.475 | 24.667 | 25.276 | 23.985 | 1'37.403C | 254,8 | 12:30'57.732 | | | | | | | | |
| 20 | 23.473 | 23.890 | 24.938 | 23.966 | 1'36.267 | 253,6 | 12:32'33.999 | | | | | | | | |

| 13° 50 O. VOSTATEK [1'36.072] | | | | | | | |
|-------------------------------|---------------|---------------|---------------|---------------|-----------------|--------------|--------------|
| Lap | Seg1 | Seg2 | Seg3 | Seg4 | Lap Time | km/h | Local Time |
| 1 | | | | | | | |
| 2 | 41.197 | 25.123 | 26.041 | 24.442 | 1'56.803P | | 11:22'49.724 |
| 3 | 27.453 | 24.297 | 25.454 | 24.088 | 1'41.292C | 251,3 | 11:24'31.016 |
| 4 | 24.083 | 23.930 | 25.263 | 24.050 | 1'37.326C | 250,7 | 11:26'08.342 |
| 5 | 23.684 | 24.034 | 25.069 | 23.892 | 1'36.679 | 251,3 | 11:27'45.021 |
| 6 | 23.704 | 24.756 | 27.369 | 39.618 | 1'55.447CP | 256,5 | 11:29'40.468 |
| 7 | 24'25.783 | 24.745 | 25.525 | 24.079 | 25'40.132P | | 11:55'20.600 |
| 8 | 23.831 | 23.997 | 25.039 | 23.924 | 1'36.791 | 255,9 | 11:56'57.391 |
| 9 | 23.605 | 23.927 | 25.254 | 24.217 | 1'37.003 | 257,7 | 11:58'34.394 |
| 10 | 23.516 | 24.142 | 25.025 | 24.034 | 1'36.717C | 255,9 | 12:00'11.111 |
| 11 | 23.435 | 24.648 | 25.155 | 24.207 | 1'37.445 | 254,2 | 12:01'48.556 |
| 12 | 23.441 | 23.904 | 24.990 | 23.951 | 1'36.286 | 254,2 | 12:03'24.842 |
| 13 | 27.211 | 24.607 | 25.754 | 37.725 | 1'55.297CP | 251,3 | 12:05'20.139 |
| 14 | 18'09.857 | 24.368 | 25.175 | 24.023 | 19'23.423P | | 12:24'43.562 |
| 15 | 23.687 | 23.841 | 24.905 | 23.897 | 1'36.330 | 248,4 | 12:26'19.892 |
| 16 | 23.808 | 24.780 | 27.206 | 25.595 | 1'41.389 | 249,5 | 12:28'01.281 |
| 17 | 23.655 | 24.818 | 25.364 | 23.931 | 1'37.768C | 253,6 | 12:29'39.049 |
| 18 | 23.461 | 23.862 | 24.871 | 23.846 | 1'36.040C | 253,6 | 12:31'15.089 |
| 19 | 23.489 | 23.757 | 24.989 | 23.837 | 1'36.072 | 252,4 | 12:32'51.161 |

| 14° 61 C. ONCU [1'36.097] | | | | | | | |
|---------------------------|---------------|---------------|---------------|---------------|-----------------|--------------|--------------|
| Lap | Seg1 | Seg2 | Seg3 | Seg4 | Lap Time | km/h | Local Time |
| 1 | | 26.579 | 26.284 | 24.090 | | | |
| 2 | 24.484 | 24.298 | 25.347 | 23.819 | 1'37.948 | 256,5 | 11:23'25.817 |
| 3 | 25.216 | 32.298 | 27.963 | 35.796 | 48'26.620P | 254,8 | 12:11'52.437 |
| 4 | 10'36.530 | 24.653 | 25.565 | 23.798 | 11'50.546P | | 12:23'42.983 |
| 5 | 23.889 | 24.082 | 25.090 | 23.745 | 1'36.806 | 259,0 | 12:25'19.789 |
| 6 | 23.576 | 23.941 | 25.300 | 24.204 | 1'37.021 | 255,3 | 12:26'56.810 |
| 7 | 23.617 | 23.781 | 24.999 | 23.700 | 1'36.097 | 254,2 | 12:28'32.907 |
| 8 | 24.035 | 24.328 | 25.355 | 24.445 | 1'38.163C | 255,9 | 12:30'11.070 |
| 9 | 23.758 | 24.043 | 25.861 | 23.915 | 1'37.577 | 255,9 | 12:31'48.647 |
| 10 | 23.481 | 24.021 | 25.597 | 24.127 | 1'37.226 | 254,2 | 12:33'25.873 |

| 15° 17 J. MCPHEE [1'36.148] | | | | | | | |
|-----------------------------|-----------|--------|--------|--------|------------|--------------|--------------|
| Lap | Seg1 | Seg2 | Seg3 | Seg4 | Lap Time | km/h | Local Time |
| 1 | | 25.711 | 26.426 | 25.078 | | | |
| 2 | 24.296 | 26.059 | 25.821 | 24.155 | 1'40.331 | 249,0 | 11:23'32.650 |
| 3 | 24.069 | 24.343 | 25.452 | 23.933 | 1'37.797 | 248,4 | 11:25'10.447 |
| 4 | 23.771 | 24.887 | 25.461 | 24.083 | 1'38.202 | 251,3 | 11:26'48.649 |
| 5 | 23.716 | 24.231 | 25.299 | 24.645 | 1'37.891C | 251,8 | 11:28'26.540 |
| 6 | 25.868 | 25.557 | 26.465 | 40.871 | 1'58.761CP | 220,9 | 11:30'25.301 |
| 7 | 23'09.537 | 25.705 | 25.791 | 24.547 | 24'25.580P | | 11:54'50.881 |
| 8 | 23.933 | 24.267 | 25.369 | 23.957 | 1'37.526 | 255,9 | 11:56'28.407 |
| 9 | 23.808 | 24.261 | 25.345 | 23.913 | 1'37.327 | 256,5 | 11:58'05.734 |
| 10 | 23.682 | 24.025 | 25.434 | 23.980 | 1'37.121 | 257,1 | 11:59'42.855 |
| 11 | 23.606 | 23.965 | 25.057 | 24.205 | 1'36.833C | 255,3 | 12:01'19.688 |
| 12 | 31.215 | 27.000 | 26.566 | 24.096 | 1'48.877C | 257,7 | 12:03'08.565 |

| 16° 7 L. BALDASSARRI [1'36.231] | | | | | | | |
|---------------------------------|---------------|---------------|---------------|---------------|-----------------|--------------|--------------|
| Lap | Seg1 | Seg2 | Seg3 | Seg4 | Lap Time | km/h | Local Time |
| 1 | | 27.722 | 27.354 | 25.224 | | | |
| 2 | 24.438 | 24.580 | 25.910 | 24.524 | 1'39.452 | 244,5 | 11:23'31.014 |
| 3 | 23.959 | 24.212 | 25.679 | 24.317 | 1'38.167 | 245,1 | 11:25'09.181 |
| 4 | 23.793 | 23.998 | 25.293 | 24.388 | 1'37.472 | 247,9 | 11:26'46.653 |
| 5 | 24.371 | 26.023 | 25.956 | 29.001 | 1'45.351C | 247,3 | 11:28'32.004 |
| 6 | 26.219 | 25.312 | 26.875 | 42.758 | 2'01.164CP | 211,6 | 11:30'33.168 |
| 7 | 22'57.127 | 24.965 | 25.963 | 24.334 | 24'12.389P | | 11:54'45.557 |
| 8 | 23.904 | 24.615 | 25.469 | 24.319 | 1'38.307 | 250,7 | 11:56'23.864 |
| 9 | 23.838 | 25.617 | 25.567 | 24.412 | 1'39.434 | 249,5 | 11:58'03.298 |
| 10 | 23.693 | 24.029 | 25.115 | 24.147 | 1'36.984 | 249,5 | 11:59'40.282 |
| 11 | 23.678 | 24.033 | 25.085 | 24.337 | 1'37.133C | 250,7 | 12:01'17.415 |
| 12 | 29.840 | 26.701 | 26.389 | 24.310 | 1'47.240C | 250,1 | 12:03'04.655 |
| 13 | 23.769 | 23.956 | 25.377 | 36.763 | 1'49.865P | 249,0 | 12:04'54.520 |
| 14 | 4'27.973 | 25.543 | 25.848 | 25.252 | 5'44.616P | | 12:10'39.136 |
| 15 | 23.604 | 23.734 | 24.846 | 24.047 | 1'36.231 | 249,0 | 12:12'15.367 |
| 16 | 23.684 | 23.894 | 25.196 | 24.398 | 1'37.172 | 247,9 | 12:13'52.539 |
| 17 | 23.748 | 23.993 | 27.906 | 41.529 | 1'57.176CP | 247,3 | 12:15'49.715 |
| 18 | 6'38.756 | 24.587 | 25.381 | 24.078 | 7'52.802P | | 12:23'42.517 |
| 19 | 23.889 | 23.776 | 24.944 | 24.061 | 1'36.670 | 250,7 | 12:25'19.187 |
| 20 | 23.651 | 23.783 | 25.076 | 24.101 | 1'36.611 | 247,9 | 12:26'55.798 |
| 21 | 23.633 | 23.880 | 25.103 | 24.117 | 1'36.733 | 248,4 | 12:28'32.531 |
| 22 | 23.816 | 23.926 | 25.241 | 24.393 | 1'37.376C | 248,4 | 12:30'09.907 |
| 23 | 23.772 | 23.805 | 25.561 | 24.257 | 1'37.395 | 247,9 | 12:31'47.302 |
| 24 | 23.737 | 23.847 | 25.115 | 24.257 | 1'36.956 | 247,3 | 12:33'24.258 |

| 17° 69 T. BOOTH-AMOS [1'36.277] | | | | | | | |
|---------------------------------|---------------|---------------|---------------|---------------|-----------------|--------------|--------------|
| Lap | Seg1 | Seg2 | Seg3 | Seg4 | Lap Time | km/h | Local Time |
| 1 | | | | | | | |
| 2 | 40.863 | 25.315 | 25.862 | 24.331 | 1'56.371P | | 11:22'53.470 |
| 3 | 24.645 | 24.470 | 25.446 | 24.377 | 1'38.938C | 247,9 | 11:24'32.408 |
| 4 | 23.918 | 24.218 | 25.375 | 24.196 | 1'37.707 | 250,1 | 11:26'10.115 |
| 5 | 23.658 | 23.862 | 25.069 | 24.073 | 1'36.662 | 253,6 | 11:27'46.777 |
| 6 | 23.618 | 25.741 | 28.908 | 41.598 | 1'59.865CP | 253,0 | 11:29'46.642 |
| 7 | 24'18.308 | 24.838 | 25.453 | 24.001 | 25'32.600P | | 11:55'19.242 |
| 8 | 23.411 | 23.829 | 25.070 | 23.967 | 1'36.277 | 253,0 | 11:56'55.519 |
| 9 | 23.630 | 23.758 | 25.139 | 23.922 | 1'36.449 | 251,8 | 11:58'31.968 |
| 10 | 25.342 | 27.077 | 25.218 | 36.129 | 1'53.766CP | 250,7 | 12:00'25.734 |
| 11 | 6'16.482 | 26.077 | 25.450 | 24.125 | 7'32.134P | | 12:07'57.868 |
| 12 | 23.656 | 23.847 | 25.021 | 23.921 | 1'36.445 | 248,4 | 12:09'34.313 |
| 13 | 23.474 | 24.792 | 25.081 | 36.033 | 1'49.380P | 249,5 | 12:11'23.693 |

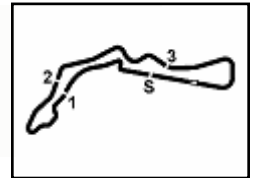
| 18° 71 T. EDWARDS [1'36.366] | | | | | | | |
|------------------------------|-----------|--------|--------|--------|------------|-------|--------------|
| Lap | Seg1 | Seg2 | Seg3 | Seg4 | Lap Time | km/h | Local Time |
| 1 | | 26.325 | 27.552 | 25.135 | | | |
| 2 | 24.725 | 25.419 | 27.583 | 37.454 | 1'55.181P | 252,4 | 11:24'07.085 |
| 3 | 2'21.204 | 25.100 | 26.155 | 25.314 | 3'37.773P | | 11:27'44.858 |
| 4 | 24.342 | 25.047 | 27.756 | 39.236 | 1'56.381CP | 254,2 | 11:29'41.239 |
| 5 | 23'51.911 | 25.287 | 26.073 | 24.523 | 25'07.794P | | 11:54'49.033 |
| 6 | 24.168 | 24.617 | 25.649 | 24.312 | 1'38.746 | 257,7 | 11:56'27.779 |
| 7 | 24.643 | 24.591 | 25.465 | 24.218 | 1'38.917 | 257,7 | 11:58'06.696 |

19/07/2024 P = Pits In/Out - C = Lap Time Cancelled

These data/results cannot be reproduced, stored and/or transmitted in whole or in part by any manner of electronic, mechanical, photocopying, recording, broadcasting or otherwise now known or herein after developed without the previous express consent by the copyright owner, except for reproduction in daily press and regular printed publications on sale to the public within 60 days of the event related to those data/results and always provided that copyright symbol appears together as follows below.

© DORNA WSBK ORGANIZATION Srl 2024





Czech Round, 19–21 July 2024
Chronological Analysis Free Practice

| | | | | | | | |
|----|---------------|---------------|---------------|---------------|-----------------|--------------|--------------|
| 8 | 23.773 | 24.293 | 25.460 | 24.054 | 1'37.580 | 258,4 | 11:59'44.276 |
| 9 | 23.808 | 24.130 | 25.169 | 24.063 | 1'37.170C | | 12:01'21.446 |
| 10 | 23.575 | 24.111 | 25.280 | 24.151 | 1'37.117 | 258,4 | 12:02'58.563 |
| 11 | 23.720 | 24.150 | 25.342 | 23.957 | 1'37.169 | 256,5 | 12:04'35.732 |
| 12 | 23.782 | 24.285 | 25.552 | 24.853 | 1'38.472 | 257,1 | 12:06'14.204 |
| 13 | 23.640 | 24.023 | 25.100 | 24.089 | 1'36.852 | 257,7 | 12:07'51.056 |
| 14 | 24.150 | 24.649 | 25.869 | 37.313 | 1'51.981P | 253,6 | 12:09'43.037 |
| 15 | 4'37.645 | 25.716 | 26.737 | 36.440 | 6'06.538CP | | 12:15'49.575 |
| 16 | 6'41.406 | 25.189 | 28.052 | 24.926 | 7'59.573P | | 12:23'49.148 |
| 17 | 23.884 | 24.228 | 25.157 | 24.071 | 1'37.340 | 256,5 | 12:25'26.488 |
| 18 | 23.621 | 23.930 | 24.996 | 23.819 | 1'36.366 | 254,8 | 12:27'02.854 |
| 19 | 23.654 | 24.508 | 25.502 | 25.016 | 1'38.680 | 256,5 | 12:28'41.534 |
| 20 | 23.625 | 24.803 | 25.434 | 24.181 | 1'38.043C | 257,1 | 12:30'19.577 |
| 21 | 23.443 | 23.915 | 25.317 | 24.046 | 1'36.721 | 256,5 | 12:31'56.298 |
| 22 | 23.545 | 24.052 | 25.470 | 23.904 | 1'36.971 | 256,5 | 12:33'33.269 |

| 19° 4 S. ODENDAAL [1'36.640] | | | | | | | |
|------------------------------|---------------|---------------|---------------|---------------|-----------------|--------------|--------------|
| Lap | Seg1 | Seg2 | Seg3 | Seg4 | Lap Time | km/h | Local Time |
| 1 | | 25.781 | 26.110 | 24.733 | | | |
| 2 | 24.280 | 24.677 | 25.830 | 24.217 | 1'39.004 | 248,4 | 11:23'34.571 |
| 3 | 23.943 | 24.316 | 25.434 | 24.193 | 1'37.886 | 250,7 | 11:25'12.457 |
| 4 | 23.826 | 24.415 | 25.297 | 23.986 | 1'37.524 | 251,3 | 11:26'49.981 |
| 5 | 23.815 | 24.205 | 25.089 | 24.868 | 1'37.977C | 252,4 | 11:28'27.958 |
| 6 | 26.615 | 25.243 | 25.882 | 44.048 | 2'01.788CP | 195,4 | 11:30'29.746 |
| 7 | 23'02.612 | 25.537 | 25.905 | 24.221 | 24'18.275P | | 11:54'48.021 |
| 8 | 29.805 | 25.232 | 25.606 | 24.438 | 1'45.081C | 253,0 | 11:56'33.102 |
| 9 | 24.102 | 24.230 | 25.178 | 23.880 | 1'37.390 | 250,1 | 11:58'10.492 |
| 10 | 23.848 | 24.116 | 25.336 | 23.998 | 1'37.298 | 255,3 | 11:59'47.790 |
| 11 | 23.713 | 24.085 | 25.166 | 24.022 | 1'36.986C | 255,3 | 12:01'24.776 |
| 12 | 23.736 | 25.275 | 25.811 | 38.024 | 1'52.846P | 255,3 | 12:03'17.622 |
| 13 | 5'14.566 | 24.727 | 25.781 | 24.342 | 6'29.416P | | 12:09'47.038 |
| 14 | 23.835 | 24.165 | 25.373 | 24.139 | 1'37.512 | 251,3 | 12:11'24.550 |
| 15 | 25.056 | 24.804 | 25.756 | 24.184 | 1'39.800 | 251,8 | 12:13'04.350 |
| 16 | 23.893 | 24.244 | 25.533 | 36.511 | 1'50.181CP | 251,3 | 12:14'54.531 |
| 17 | 7'43.070 | 25.961 | 25.998 | 29.846 | 9'04.875P | | 12:23'59.406 |
| 18 | 25.663 | 25.027 | 25.522 | 24.173 | 1'40.385 | 250,1 | 12:25'39.791 |
| 19 | 23.759 | 23.996 | 25.105 | 23.977 | 1'36.837 | 253,6 | 12:27'16.628 |
| 20 | 23.884 | 24.143 | 25.108 | 23.980 | 1'37.115 | 250,7 | 12:28'53.743 |
| 21 | 25.630 | 26.269 | 27.668 | 24.274 | 1'43.841C | 251,3 | 12:30'37.584 |
| 22 | 23.641 | 24.092 | 24.990 | 23.917 | 1'36.640 | 256,5 | 12:32'14.224 |

| 20° 5 N. ANTONELLI [1'36.650] | | | | | | | |
|-------------------------------|---------------|---------------|---------------|---------------|-----------------|--------------|--------------|
| Lap | Seg1 | Seg2 | Seg3 | Seg4 | Lap Time | km/h | Local Time |
| 1 | | 28.139 | 28.387 | 26.087 | | | |
| 2 | 25.211 | 25.588 | 26.463 | 25.113 | 1'42.375 | 251,3 | 11:23'55.827 |
| 3 | 24.168 | 25.344 | 26.271 | 24.548 | 1'40.331C | 251,3 | 11:25'36.158 |
| 4 | 24.151 | 24.723 | 25.705 | 24.286 | 1'38.865 | 251,8 | 11:27'15.023 |
| 5 | 24.646 | 25.103 | 26.366 | 45.250 | 2'01.365CP | 253,6 | 11:29'16.388 |
| 6 | 24'23.653 | 25.296 | 26.203 | 24.682 | 25'39.834P | | 11:54'56.222 |
| 7 | 24.318 | 24.625 | 25.682 | 24.288 | 1'38.913 | 252,4 | 11:56'35.135 |
| 8 | 23.872 | 24.422 | 25.341 | 24.211 | 1'37.846 | 258,4 | 11:58'12.981 |
| 9 | 23.886 | 24.472 | 25.455 | 25.309 | 1'39.122 | 255,9 | 11:59'52.103 |
| 10 | 23.892 | 24.386 | 25.260 | 24.243 | 1'37.781C | 255,9 | 12:01'29.884 |
| 11 | 23.791 | 24.543 | 25.327 | 24.163 | 1'37.824 | 256,5 | 12:03'07.708 |
| 12 | 23.698 | 24.205 | 25.124 | 24.124 | 1'37.151 | 257,1 | 12:04'44.859 |
| 13 | 23.836 | 24.175 | 26.181 | 24.326 | 1'38.518 | 255,9 | 12:06'23.377 |
| 14 | 23.683 | 24.159 | 25.008 | 24.102 | 1'36.952 | 254,8 | 12:08'00.329 |
| 15 | 23.643 | 24.310 | 25.106 | 38.543 | 1'51.602P | 256,5 | 12:09'51.931 |
| 16 | 13'19.930 | 24.869 | 25.634 | 24.099 | 14'34.532P | | 12:24'26.463 |
| 17 | 23.779 | 24.177 | 25.080 | 24.002 | 1'37.038 | 253,6 | 12:26'03.501 |
| 18 | 23.584 | 24.173 | 25.117 | 23.776 | 1'36.650 | 254,2 | 12:27'40.151 |
| 19 | 23.633 | 2'52.045 | 34.223 | 25.174 | 4'15.075 | 255,3 | 12:31'55.226 |
| 20 | 24.246 | 24.447 | 25.903 | 24.355 | 1'38.951 | 250,1 | 12:33'34.177 |

| 21° 51 A. SARMOON [1'36.686] | | | | | | | |
|------------------------------|---------------|---------------|---------------|---------------|-----------------|--------------|--------------|
| Lap | Seg1 | Seg2 | Seg3 | Seg4 | Lap Time | km/h | Local Time |
| 1 | | | | | | | |
| 2 | 42.874 | 25.637 | 26.969 | 27.208 | 2'02.688P | | 11:21'54.615 |
| 3 | 24.712 | 24.922 | 26.297 | 24.316 | 1'40.247 | 227,8 | 11:23'34.862 |
| 4 | 24.015 | 24.244 | 25.360 | 24.039 | 1'37.658 | 253,6 | 11:25'12.520 |
| 5 | 24.059 | 24.628 | 25.457 | 24.402 | 1'38.546 | 253,6 | 11:26'51.066 |
| 6 | 23.893 | 24.331 | 25.540 | 26.587 | 1'40.351C | 245,6 | 11:28'31.417 |
| 7 | 28.099 | 28.161 | 32.233 | 1'09.645 | 2'38.138CP | 183,9 | 11:31'09.555 |
| 8 | | | | | 23'13.149P | | 11:54'22.704 |
| 9 | 53.741 | 26.821 | 26.093 | 24.429 | 2'11.084P | | 11:56'33.788 |
| 10 | 24.028 | 24.210 | 25.090 | 23.925 | 1'37.253 | 250,7 | 11:58'11.041 |
| 11 | 23.691 | 24.018 | 25.147 | 23.987 | 1'36.843 | 255,9 | 11:59'47.884 |
| 12 | 23.854 | 24.095 | 25.095 | 25.323 | 1'38.367C | 260,2 | 12:01'26.251 |
| 13 | 23.915 | 24.661 | 26.178 | 25.559 | 1'40.313 | 257,1 | 12:03'06.564 |
| 14 | 23.518 | 24.244 | 25.187 | 24.275 | 1'37.224 | 253,6 | 12:04'43.788 |
| 15 | 26.796 | 27.352 | 26.064 | 16'51.463 | 18'11.675CP | 251,3 | 12:22'55.463 |
| 16 | 40.770 | 24.782 | 25.552 | 24.197 | 1'55.301P | | 12:24'50.764 |
| 17 | 23.661 | 24.053 | 24.902 | 24.070 | 1'36.686 | 251,3 | 12:26'27.450 |
| 18 | 23.556 | 24.129 | 25.118 | 24.194 | 1'36.997 | 250,1 | 12:28'04.447 |
| 19 | 24.008 | 25.474 | 26.326 | 25.682 | 1'41.490C | 250,7 | 12:29'45.937 |
| 20 | 23.545 | 24.106 | 25.063 | 23.979 | 1'36.693C | 255,9 | 12:31'22.630 |
| 21 | 25.939 | 24.812 | 25.734 | 24.708 | 1'41.193C | 251,8 | 12:33'03.823 |

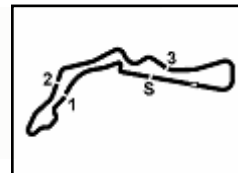
| 22° 25 M. BRENNER [1'36.691] | | | | | | | |
|------------------------------|---------------|---------------|---------------|---------------|-----------------|--------------|--------------|
| Lap | Seg1 | Seg2 | Seg3 | Seg4 | Lap Time | km/h | Local Time |
| 1 | | | | | | | |
| 2 | 41.430 | 25.073 | 26.373 | 24.174 | 1'57.050P | | 11:22'06.412 |
| 3 | 23.972 | 24.421 | 25.262 | 24.037 | 1'37.692 | 255,3 | 11:23'44.104 |
| 4 | 27.423 | 24.758 | 25.563 | 24.330 | 1'42.074C | 252,4 | 11:25'26.178 |
| 5 | 23.742 | 24.088 | 25.155 | 23.991 | 1'36.976 | 258,4 | 11:27'03.154 |
| 6 | 26.777 | 24.278 | 25.722 | 43.604 | 2'00.381CP | 253,6 | 11:29'03.535 |
| 7 | 26'12.954 | 25.701 | 26.901 | 24.050 | 27'29.606P | | 11:56'33.141 |
| 8 | 23.534 | 24.260 | 25.058 | 23.839 | 1'36.691 | 255,9 | 11:58'09.832 |
| 9 | 27.508 | 24.467 | 25.396 | | | 256,5 | |

| 23° 74 P. BIESIEKIRSKI [1'36.708] | | | | | | | |
|-----------------------------------|---------------|---------------|---------------|---------------|-----------------|--------------|--------------|
| Lap | Seg1 | Seg2 | Seg3 | Seg4 | Lap Time | km/h | Local Time |
| 1 | | 25.522 | 26.529 | 24.951 | | | |
| 2 | 24.455 | 24.782 | 26.177 | 24.382 | 1'39.796 | 252,4 | 11:23'27.168 |
| 3 | 24.103 | 24.463 | 25.815 | 24.362 | 1'38.743 | 253,0 | 11:25'05.911 |
| 4 | 23.818 | 24.242 | 25.228 | 24.281 | 1'37.569 | 252,4 | 11:26'43.480 |
| 5 | 23.497 | 25.285 | 25.472 | 26.740 | 1'40.994C | 252,4 | 11:28'24.474 |
| 6 | 25.981 | 25.647 | 27.007 | 40.230 | 1'58.865CP | 216,6 | 11:30'23.339 |
| 7 | 23'05.037 | 24.875 | 25.914 | 24.577 | 24'20.403P | | 11:54'43.742 |
| 8 | 24.074 | 24.453 | 25.396 | 24.255 | 1'38.178 | 250,7 | 11:56'21.920 |
| 9 | 23.726 | 24.238 | 25.292 | 24.247 | 1'37.503 | 253,0 | 11:57'59.423 |
| 10 | 23.735 | 24.088 | 25.059 | 24.217 | 1'37.099 | 253,0 | 11:59'36.522 |
| 11 | 23.779 | 24.118 | 25.129 | 24.320 | 1'37.346C | 253,6 | 12:01'13.868 |
| 12 | 23.853 | 24.172 | 25.149 | 24.173 | 1'37.347 | 253,0 | 12:02'51.215 |
| 13 | 23.647 | 24.220 | 25.070 | 24.234 | 1'37.171 | 252,4 | 12:04'28.386 |
| 14 | 23.589 | 24.150 | 24.982 | 24.101 | 1'36.822 | 252,4 | 12:06'05.208 |
| 15 | 28.015 | 24.806 | 25.594 | 40.047 | 1'58.462CP | 252,4 | 12:08'03.670 |
| 16 | 14'25.074 | 24.750 | 25.410 | 24.008 | 15'39.242P | | 12:23'42.912 |
| 17 | 24.254 | 24.281 | 25.199 | 24.012 | 1'37.746 | 255,9 | 12:25'20.658 |
| 18 | 23.713 | 24.152 | 25.033 | 24.056 | 1'36.954 | 253,6 | 12:26'57.612 |
| 19 | 23.658 | 24.060 | 24.988 | 24.002 | 1'36.708 | 254,2 | 12:28'34.320 |
| 20 | 23.672 | 24.120 | 24.897 | 24.349 | 1'37.038C | 254,8 | 12:30'11.358 |
| 21 | 23.842 | 26.557 | 25.246 | 24.001 | 1'39.646 | 256,5 | 12:31'51.004 |
| 22 | 23.513 | 24.051 | 25.308 | 24.075 | 1'36.947 | 255,9 | 12:33'27.951 |

19/07/2024 P = Pits In/Out - C = Lap Time Cancelled

These data/results cannot be reproduced, stored and/or transmitted in whole or in part by any manner of electronic, mechanical, photocopying, recording, broadcasting or otherwise now known or herein after developed without the previous express consent by the copyright owner, except for reproduction in daily press and regular printed publications on sale to the public within 60 days of the event related to those data/results and always provided that copyright symbol appears together as follows below.

© DORNA WSBK ORGANIZATION Srl 2024



Autodrom Most 4.212 m

Czech Round, 19–21 July 2024
Chronological Analysis Free Practice

5 / 6

24° 40 S. CORSI (1'36.832)

| Lap | Seg1 | Seg2 | Seg3 | Seg4 | Lap Time | km/h | Local Time |
|-----|---------------|---------------|---------------|---------------|-----------------|--------------|--------------|
| 1 | | | | | | | |
| 2 | 41.474 | 26.190 | 27.118 | 25.554 | 2'00.336P | | 11:22'18.148 |
| 3 | 24.720 | 25.063 | 26.305 | 25.094 | 1'41.182 | 246,7 | 11:23'59.330 |
| 4 | 24.156 | 25.009 | 25.957 | 24.792 | 1'39.914C | 250,1 | 11:25'39.244 |
| 5 | 24.303 | 24.616 | 26.778 | 25.552 | 1'41.249 | 250,7 | 11:27'20.493 |
| 6 | 24.131 | 24.452 | 26.689 | 46.336 | 2'01.608CP | 251,8 | 11:29'22.101 |
| 7 | 24'09.966 | 25.627 | 26.324 | 24.500 | 25'26.417P | | 11:54'48.518 |
| 8 | 24.172 | 24.550 | 25.677 | 24.526 | 1'38.925 | 252,4 | 11:56'27.443 |
| 9 | 24.012 | 24.352 | 25.409 | 24.199 | 1'37.972 | 252,4 | 11:58'05.415 |
| 10 | 23.691 | 24.159 | 25.322 | 24.234 | 1'37.406 | 253,0 | 11:59'42.821 |
| 11 | 23.944 | 24.101 | 25.353 | 24.224 | 1'37.622C | 253,6 | 12:01'20.443 |
| 12 | 23.548 | 24.243 | 25.982 | 24.330 | 1'38.103 | 253,6 | 12:02'58.546 |
| 13 | 24.188 | 24.142 | 25.295 | 24.102 | 1'37.727 | 251,8 | 12:04'36.273 |
| 14 | 23.665 | 24.131 | 25.410 | 24.199 | 1'37.405 | 253,6 | 12:06'13.678 |
| 15 | 23.651 | 25.182 | 25.879 | 24.193 | 1'38.905 | 251,8 | 12:07'52.583 |
| 16 | 23.739 | 24.135 | 25.491 | 25.288 | 1'38.653 | 250,1 | 12:09'31.236 |
| 17 | 23.632 | 24.230 | 25.514 | 24.369 | 1'37.745 | 249,0 | 12:11'08.981 |
| 18 | 23.569 | 24.002 | 25.348 | 24.217 | 1'37.136 | 250,7 | 12:12'46.117 |
| 19 | 28.863 | 24.668 | 25.573 | 24.129 | 1'43.233C | 249,5 | 12:14'29.350 |
| 20 | 28.536 | 25.191 | 26.280 | 38.594 | 1'58.601CP | 250,7 | 12:16'27.951 |
| 21 | 6'10.024 | 25.329 | 25.964 | 24.697 | 7'26.014P | | 12:23'53.965 |
| 22 | 24.078 | 24.216 | 27.865 | 29.179 | 1'45.338 | 236,6 | 12:25'39.303 |
| 23 | 23.582 | 24.230 | 25.364 | 24.423 | 1'37.599 | 252,4 | 12:27'16.902 |
| 24 | 23.901 | 24.160 | 25.166 | 23.998 | 1'37.225 | 253,0 | 12:28'54.127 |
| 25 | 24.207 | 27.361 | 28.630 | 24.308 | 1'44.506C | 252,4 | 12:30'38.633 |
| 26 | 23.576 | 23.966 | 25.288 | 24.002 | 1'36.832 | 255,3 | 12:32'15.465 |

| | | | | | | | |
|----|---------------|---------------|---------------|---------------|-----------------|-------|--------------|
| 12 | 4'54.903 | 26.303 | 25.765 | 24.264 | 6'11.235P | | 12:07'58.617 |
| 13 | 23.951 | 24.456 | 25.513 | 24.210 | 1'38.130 | 254,2 | 12:09'36.747 |
| 14 | 23.752 | 24.233 | 25.366 | 24.183 | 1'37.534 | 254,2 | 12:11'14.281 |
| 15 | 23.687 | 24.346 | 25.439 | 39.527 | 1'52.999P | 253,0 | 12:13'07.280 |
| 16 | 9'22.759 | 24.722 | 25.685 | 24.192 | 10'37.358P | | 12:23'44.638 |
| 17 | 23.838 | 24.281 | 25.247 | 23.967 | 1'37.333 | 254,8 | 12:25'21.971 |
| 18 | 23.825 | 24.305 | 25.293 | 24.114 | 1'37.537 | 254,2 | 12:26'59.508 |
| 19 | 31.908 | 24.849 | 25.629 | 24.598 | 1'46.984C | 253,0 | 12:28'46.492 |
| 20 | 23.977 | 24.892 | 25.832 | 25.753 | 1'40.454C | 255,3 | 12:30'26.946 |
| 21 | 23.722 | 24.118 | 25.441 | 23.958 | 1'37.239 | 250,1 | 12:32'04.185 |
| 22 | 29.187 | 27.839 | 29.730 | | | 257,1 | |

27° 22 F. FULIGNI (1'37.309)

| Lap | Seg1 | Seg2 | Seg3 | Seg4 | Lap Time | km/h | Local Time |
|-----|---------------|---------------|---------------|---------------|-----------------|--------------|--------------|
| 1 | | 27.423 | 27.361 | 25.145 | | | |
| 2 | 25.212 | 25.643 | 26.546 | 24.795 | 1'42.196 | 250,7 | 11:24'16.754 |
| 3 | 24.094 | 24.733 | 25.993 | 24.407 | 1'39.227C | 250,1 | 11:25'55.981 |
| 4 | 23.771 | 24.338 | 25.732 | 24.219 | 1'38.060 | 251,8 | 11:27'34.041 |
| 5 | 23.764 | 24.243 | 26.002 | 48.581 | 2'02.590CP | 251,3 | 11:29'36.631 |
| 6 | 24'00.659 | 25.438 | 25.944 | 24.674 | 25'16.715P | | 11:54'53.346 |
| 7 | 26.075 | 26.202 | 25.811 | 24.954 | 1'43.042 | 251,3 | 11:56'36.388 |
| 8 | 23.696 | 24.402 | 25.964 | 24.704 | 1'38.766 | 256,5 | 11:58'15.154 |
| 9 | 25.155 | 24.786 | 25.658 | 25.239 | 1'40.838 | 255,9 | 11:59'55.992 |
| 10 | 23.744 | 24.212 | 26.179 | 24.570 | 1'38.705C | 253,6 | 12:01'34.697 |
| 11 | 23.732 | 24.220 | 25.367 | 24.277 | 1'37.596 | 255,3 | 12:03'12.293 |
| 12 | 23.704 | 24.015 | 25.261 | 24.329 | 1'37.309 | 251,8 | 12:04'49.602 |
| 13 | 23.857 | 25.607 | 25.693 | 42.883 | 1'58.040P | 251,8 | 12:06'47.642 |
| 14 | 6'51.567 | 25.306 | 25.829 | 48.715 | 8'31.417CP | | 12:15'19.059 |
| 15 | 7'25.817 | 25.314 | 26.008 | 24.549 | 8'41.688P | | 12:24'00.747 |
| 16 | 23.906 | 24.458 | 25.342 | 24.370 | 1'38.076 | 253,6 | 12:25'38.823 |
| 17 | 23.762 | 24.825 | 25.508 | 24.210 | 1'38.305 | 250,7 | 12:27'17.128 |
| 18 | 23.967 | 24.255 | 25.207 | 24.117 | 1'37.546 | 256,5 | 12:28'54.674 |
| 19 | 23.960 | 27.161 | 27.751 | 24.351 | 1'43.223C | 254,8 | 12:30'37.897 |
| 20 | 23.865 | 24.137 | 25.399 | 24.362 | 1'37.763 | 257,7 | 12:32'15.660 |

25° 68 L. POWER (1'37.034)

| Lap | Seg1 | Seg2 | Seg3 | Seg4 | Lap Time | km/h | Local Time |
|-----|---------------|---------------|---------------|---------------|-----------------|--------------|--------------|
| 1 | | 25.180 | 26.465 | 24.525 | | | |
| 2 | 24.596 | 24.679 | 26.072 | 24.542 | 1'39.889 | 249,5 | 11:23'35.747 |
| 3 | 24.253 | 24.355 | 26.091 | 24.499 | 1'39.198C | 254,2 | 11:25'14.945 |
| 4 | 24.024 | 24.302 | 25.762 | 24.413 | 1'38.501 | 253,0 | 11:26'53.446 |
| 5 | 27.772 | 24.677 | 26.640 | 43.427 | 2'02.516CP | 254,2 | 11:28'55.962 |
| 6 | 24'33.339 | 24.751 | 25.859 | 24.368 | 25'48.317P | | 11:54'44.279 |
| 7 | 23.919 | 26.884 | 25.811 | 24.283 | 1'40.897 | 255,3 | 11:56'25.176 |
| 8 | 24.685 | 24.302 | 25.535 | 24.140 | 1'38.662 | 254,8 | 11:58'03.838 |
| 9 | 23.765 | 24.368 | 27.242 | 28.897 | 1'44.272 | 259,0 | 11:59'48.110 |
| 10 | 23.888 | 24.161 | 25.306 | 24.393 | 1'37.748C | 258,4 | 12:01'25.858 |
| 11 | 24.209 | 24.511 | 26.318 | 37.250 | 1'52.288P | 255,3 | 12:03'18.146 |
| 12 | 10'50.067 | 24.580 | 27.532 | 41.800 | 12'23.979CP | | 12:15'42.125 |
| 13 | 6'59.524 | 24.596 | 25.592 | 28.097 | 8'17.809P | | 12:23'59.934 |
| 14 | 23.870 | 24.210 | 25.386 | 24.208 | 1'37.674 | 255,3 | 12:25'37.608 |
| 15 | 23.676 | 24.048 | 25.396 | 24.193 | 1'37.313 | 251,8 | 12:27'14.921 |
| 16 | 26.030 | 25.690 | 28.388 | 24.254 | 1'44.362C | 251,8 | 12:28'59.283 |
| 17 | 23.655 | 24.148 | 25.417 | 23.937 | 1'37.157C | 256,5 | 12:30'36.440 |
| 18 | 23.774 | 23.988 | 25.311 | 23.961 | 1'37.034 | 257,7 | 12:32'13.474 |

28° 27 K. TOBA (1'37.319)

| Lap | Seg1 | Seg2 | Seg3 | Seg4 | Lap Time | km/h | Local Time |
|-----|---------------|---------------|---------------|---------------|-----------------|--------------|--------------|
| 1 | | 27.721 | 27.266 | 25.434 | | | |
| 2 | 24.995 | 26.789 | 26.795 | 24.635 | 1'43.214 | 250,7 | 11:23'35.474 |
| 3 | 24.805 | 25.138 | 26.135 | 24.656 | 1'40.734C | 253,6 | 11:25'16.208 |
| 4 | 24.682 | 25.069 | 25.988 | 24.787 | 1'40.526 | 252,4 | 11:26'56.734 |
| 5 | 24.678 | 25.727 | 25.873 | 44.835 | 2'01.113CP | 250,7 | 11:28'57.847 |
| 6 | 24'33.873 | 26.654 | 25.981 | 24.875 | 25'51.383P | | 11:54'49.230 |
| 7 | 24.481 | 24.841 | 25.582 | 24.240 | 1'39.144 | 257,1 | 11:56'28.374 |
| 8 | 24.426 | 24.667 | 25.391 | 24.246 | 1'38.730 | 255,9 | 11:58'07.104 |
| 9 | 24.107 | 24.560 | 25.464 | 24.242 | 1'38.373 | 255,9 | 11:59'45.477 |
| 10 | 24.116 | 24.583 | 25.443 | 24.314 | 1'38.456C | 254,2 | 12:01'23.933 |
| 11 | 28.184 | 24.926 | 27.744 | 24.265 | 1'45.119C | 253,6 | 12:03'09.052 |
| 12 | 23.890 | 24.518 | 25.255 | 24.270 | 1'37.933 | 255,9 | 12:04'46.985 |
| 13 | 24.064 | 24.625 | 26.810 | 40.675 | 1'56.174P | 254,2 | 12:06'43.159 |
| 14 | 6'56.598 | 30.638 | 32.509 | 42.946 | 8'42.691CP | | 12:15'25.850 |
| 15 | 7'03.555 | 25.156 | 25.675 | 24.553 | 8'18.939P | | 12:23'44.789 |
| 16 | 23.966 | 24.400 | 25.104 | 24.034 | 1'37.504 | 257,7 | 12:25'22.293 |
| 17 | 23.919 | 24.250 | 25.090 | 24.100 | 1'37.359 | 254,8 | 12:26'59.652 |
| 18 | 24.876 | 29.616 | 25.259 | 24.314 | 1'44.065 | 257,1 | 12:28'43.717 |
| 19 | 24.086 | 27.187 | 27.894 | 24.933 | 1'44.100C | 254,8 | 12:30'27.817 |
| 20 | 24.062 | 24.161 | 25.065 | 24.031 | 1'37.319 | 254,2 | 12:32'05.136 |
| 21 | 24.054 | 24.441 | 25.559 | 24.452 | 1'38.506 | 254,8 | 12:33'43.642 |

26° 92 F. FEIGL (1'37.239)

| Lap | Seg1 | Seg2 | Seg3 | Seg4 | Lap Time | km/h | Local Time |
|-----|-----------|--------|--------|--------|------------|--------------|--------------|
| 1 | | | | | | | |
| 2 | 46.990 | 25.704 | 26.537 | 24.271 | 2'03.502P | | 11:22'06.245 |
| 3 | 24.524 | 24.877 | 25.849 | 24.334 | 1'39.584 | 253,0 | 11:23'45.829 |
| 4 | 24.581 | 25.246 | 25.979 | 24.345 | 1'40.151C | 253,0 | 11:25'25.980 |
| 5 | 24.496 | 24.464 | 25.787 | 24.295 | 1'39.042 | 253,0 | 11:27'05.022 |
| 6 | 23.953 | 24.576 | 25.757 | 42.444 | 1'56.730CP | 254,2 | 11:29'01.752 |
| 7 | 24'28.070 | 25.105 | 26.041 | 24.282 | 25'43.498P | | 11:54'45.250 |
| 8 | 23.938 | 24.415 | 25.477 | 24.137 | 1'37.967 | 257,1 | 11:56'23.217 |
| 9 | 30.246 | 24.727 | 25.468 | 24.193 | 1'44.634C | 254,8 | 11:58'07.851 |
| 10 | 23.910 | 24.375 | 25.481 | 24.186 | 1'37.952 | 258,4 | 11:59'45.803 |
| 11 | 30.885 | 25.230 | 26.066 | 39.398 | 2'01.579CP | 258,4 | 12:01'47.382 |

29° 20 M. VAN DER VOORT (1'37.411)

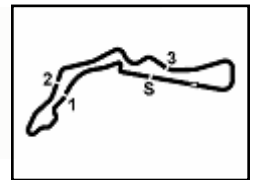
| Lap | Seg1 | Seg2 | Seg3 | Seg4 | Lap Time | km/h | Local Time |
|-----|--------|--------|--------|--------|-----------|------|--------------|
| 1 | | | | | | | |
| 2 | 43.457 | 26.981 | 27.305 | 25.672 | 2'03.415P | | 11:22'24.527 |

19/07/2024 P = Pits In/Out - C = Lap Time Cancelled

These data/results cannot be reproduced, stored and/or transmitted in whole or in part by any manner of electronic, mechanical, photocopying, recording, broadcasting or otherwise now known or herein after developed without the previous express consent by the copyright owner, except for reproduction in daily press and regular printed publications on sale to the public within 60 days of the event related to those data/results and always provided that copyright symbol appears together as follows below.

© DORNA WSBK ORGANIZATION Srl 2024





Autodrom Most 4.212 m

Czech Round, 19–21 July 2024
Chronological Analysis Free Practice

6 / 6

| | | | | | | | | | | | | | | | |
|----|---------------|---------------|---------------|---------------|-----------------|--------------|--------------|----|---------------|--------|---------------|---------------|------------|--------------|--------------|
| 3 | 26.280 | 25.388 | 26.553 | 24.982 | 1'43.203 | 245,1 | 11:24'07.730 | 16 | 10'58.235 | 28.305 | 27.146 | 27.473 | 12'21.159P | 12:24'28.048 | |
| 4 | 24.621 | 25.315 | 26.117 | 24.860 | 1'40.913C | 248,4 | 11:25'48.643 | 17 | 24.264 | 24.549 | 25.340 | 24.603 | 1'38.756 | 243,5 | 12:26'06.804 |
| 5 | 24.570 | 24.983 | 25.914 | 24.439 | 1'39.906 | 247,3 | 11:27'28.549 | 18 | 24.200 | 24.542 | 25.865 | 24.529 | 1'39.136 | 245,6 | 12:27'45.940 |
| 6 | 24.500 | 24.746 | 26.344 | 41.566 | 1'57.156CP | 246,7 | 11:29'25.705 | 19 | 24.333 | 30.120 | 27.689 | 32.214 | 1'54.356 | 243,5 | 12:29'40.296 |
| 7 | 24'05.676 | 25.176 | 25.837 | 24.357 | 25'21.046P | | 11:54'46.751 | 20 | 23.991 | 24.404 | 25.324 | 24.545 | 1'38.264C | 245,1 | 12:31'18.560 |
| 8 | 24.179 | 24.516 | 25.632 | 24.234 | 1'38.561 | 250,7 | 11:56'25.312 | 21 | 24.090 | 24.550 | 25.465 | 24.335 | 1'38.440 | 244,0 | 12:32'57.000 |
| 9 | 24.386 | 24.328 | 25.404 | 24.149 | 1'38.267 | 254,2 | 11:58'03.579 | | | | | | | | |
| 10 | 23.872 | 24.440 | 25.313 | 24.165 | 1'37.790 | 253,0 | 11:59'41.369 | | | | | | | | |
| 11 | 24.078 | 24.397 | 25.205 | 24.527 | 1'38.207C | 251,8 | 12:01'19.576 | | | | | | | | |
| 12 | 24.022 | 24.503 | 25.184 | 24.311 | 1'38.020 | 249,5 | 12:02'57.596 | | | | | | | | |
| 13 | 24.045 | 24.394 | 25.188 | 24.147 | 1'37.774 | 247,9 | 12:04'35.370 | | | | | | | | |
| 14 | 24.017 | 24.290 | 25.148 | 24.345 | 1'37.800 | 248,4 | 12:06'13.170 | | | | | | | | |
| 15 | 23.959 | 24.359 | 25.215 | 24.653 | 1'38.186 | 247,9 | 12:07'51.356 | | | | | | | | |
| 16 | 28.752 | 29.641 | 26.097 | 39.025 | 2'03.515CP | 245,1 | 12:09'54.871 | | | | | | | | |
| 17 | 12'37.103 | 25.151 | 25.782 | 24.229 | 1'52.265P | | 12:23'47.136 | | | | | | | | |
| 18 | 23.935 | 24.388 | 25.156 | 24.078 | 1'37.557 | 251,3 | 12:25'24.693 | | | | | | | | |
| 19 | 23.865 | 24.251 | 25.101 | 24.194 | 1'37.411 | 250,7 | 12:27'02.104 | | | | | | | | |
| 20 | 26.098 | 24.804 | 25.483 | 24.391 | 1'40.776 | 250,7 | 12:28'42.880 | | | | | | | | |
| 21 | 23.994 | 28.562 | 26.171 | 24.684 | 1'43.411C | 249,0 | 12:30'26.291 | | | | | | | | |
| 22 | 23.901 | 24.306 | 25.264 | 24.377 | 1'37.848 | 250,1 | 12:32'04.139 | | | | | | | | |
| 23 | 30.325 | 27.405 | 27.148 | 25.678 | 1'50.556C | 249,0 | 12:33'54.695 | | | | | | | | |

32° 24 S. MINAMIMOTO [1'38.321]

| Lap | Seg1 | Seg2 | Seg3 | Seg4 | Lap Time | km/h | Local Time |
|-----|---------------|---------------|---------------|---------------|-----------------|--------------|--------------|
| 1 | | | | | | | |
| 2 | 45.181 | 27.315 | 28.324 | 26.854 | 2'07.674P | | 11:22'02.377 |
| 3 | 26.015 | 28.802 | 27.017 | 25.478 | 1'47.312 | 246,7 | 11:23'49.689 |
| 4 | 25.333 | 25.712 | 26.446 | 25.191 | 1'42.682C | 249,0 | 11:25'32.371 |
| 5 | 24.915 | 25.804 | 26.661 | 25.093 | 1'42.473 | 250,1 | 11:27'14.844 |
| 6 | 25.088 | 25.318 | 26.914 | 53.427 | 2'10.747CP | 249,0 | 11:29'25.591 |
| 7 | | | | | 24'59.308P | | 11:54'24.899 |
| 8 | 51.981 | 26.773 | 26.365 | 25.060 | 2'10.179P | | 11:56'35.078 |
| 9 | 24.444 | 24.816 | 25.917 | 24.631 | 1'39.808 | 253,0 | 11:58'14.886 |
| 10 | 24.439 | 24.595 | 25.792 | 24.642 | 1'39.468 | 253,0 | 11:59'54.354 |
| 11 | 24.241 | 24.861 | 26.482 | 24.581 | 1'40.165C | 253,6 | 12:01'34.519 |
| 12 | 24.201 | 24.393 | 25.681 | 24.410 | 1'38.685 | 252,4 | 12:03'13.204 |
| 13 | 23.932 | 24.427 | 25.610 | 24.352 | 1'38.321 | 254,8 | 12:04'51.525 |
| 14 | 30.786 | 30.109 | 27.347 | 6'42.026 | 8'10.268CP | 253,6 | 12:13'01.793 |
| 15 | 45.561 | 28.868 | 27.863 | 8'20.867 | 10'03.159P | | 12:23'04.952 |
| 16 | 43.313 | 25.497 | 26.644 | 24.786 | 2'00.240P | | 12:25'05.192 |
| 17 | 24.126 | 24.631 | 25.690 | 24.562 | 1'39.009 | 249,5 | 12:26'44.201 |
| 18 | 24.111 | 24.531 | 25.569 | 24.290 | 1'38.501 | 249,5 | 12:28'22.702 |
| 19 | 30.370 | 26.332 | 25.957 | 24.745 | 1'47.404C | 250,1 | 12:30'10.106 |
| 20 | 24.193 | 24.514 | 26.467 | 24.362 | 1'39.536 | 254,8 | 12:31'49.642 |
| 21 | 24.167 | 24.305 | 25.857 | 24.293 | 1'38.622 | 256,5 | 12:33'28.264 |

30° 89 K. BIN PAWI [1'37.781]

| Lap | Seg1 | Seg2 | Seg3 | Seg4 | Lap Time | km/h | Local Time |
|-----|---------------|---------------|---------------|---------------|-----------------|--------------|--------------|
| 1 | | 27.624 | 27.302 | 26.073 | | | |
| 2 | 25.043 | 30.706 | 26.586 | 25.103 | 1'47.438 | 245,1 | 11:23'40.659 |
| 3 | 29.410 | 26.636 | 25.949 | 24.549 | 1'46.544C | 249,0 | 11:25'27.203 |
| 4 | 24.520 | 25.176 | 25.749 | 24.411 | 1'39.856 | 251,8 | 11:27'07.059 |
| 5 | 24.066 | 24.719 | 25.756 | 42.954 | 1'57.495CP | 252,4 | 11:29'04.554 |
| 6 | 24'29.007 | 29.843 | 27.322 | 25.872 | 25'52.044P | | 11:54'56.598 |
| 7 | 24.469 | 25.030 | 25.715 | 24.630 | 1'39.844 | 252,4 | 11:56'36.442 |
| 8 | 24.104 | 24.879 | 25.607 | 24.253 | 1'38.843 | 256,5 | 11:58'15.285 |
| 9 | 24.713 | 25.624 | 25.620 | 25.154 | 1'41.111 | 257,7 | 11:59'56.396 |
| 10 | 23.849 | 24.420 | 25.664 | 24.538 | 1'38.471C | 255,3 | 12:01'34.867 |
| 11 | 24.253 | 24.474 | 26.185 | 24.851 | 1'39.763 | 256,5 | 12:03'14.630 |
| 12 | 23.793 | 24.500 | 25.563 | 24.345 | 1'38.201 | 252,4 | 12:04'52.831 |
| 13 | 32.460 | 26.275 | 27.028 | 39.627 | 2'05.390CP | 252,4 | 12:06'58.221 |
| 14 | 8'01.628 | 26.857 | 27.491 | 40.278 | 9'36.254CP | | 12:16'34.475 |
| 15 | 5'55.765 | 25.182 | 26.109 | 24.403 | 7'11.459P | | 12:23'45.934 |
| 16 | 23.901 | 24.540 | 25.410 | 24.213 | 1'38.064 | 253,6 | 12:25'23.998 |
| 17 | 23.756 | 24.316 | 25.497 | 24.259 | 1'37.828 | 251,8 | 12:27'01.826 |
| 18 | 23.716 | 29.213 | 25.736 | 24.186 | 1'42.851 | 251,8 | 12:28'44.677 |
| 19 | 23.680 | 28.003 | 28.073 | 25.937 | 1'45.693C | 254,2 | 12:30'30.370 |
| 20 | 23.601 | 24.252 | 25.722 | 24.206 | 1'37.781 | 252,4 | 12:32'08.151 |
| 21 | 29.215 | 27.625 | 29.006 | | | 253,0 | |

33° 19 G. GIANNINI

| Lap | Seg1 | Seg2 | Seg3 | Seg4 | Lap Time | km/h | Local Time |
|-----|---------------|---------------|---------------|---------------|------------|--------------|--------------|
| 1 | | | | | | | |
| 2 | 41.648 | 27.184 | 27.151 | 25.382 | 2'01.365P | | 11:22'20.305 |
| 3 | 25.910 | 25.339 | 25.929 | 24.541 | 32'28.308C | 249,0 | 11:54'48.613 |
| 4 | 24.352 | 24.619 | 28.027 | 47.560 | 2'04.558P | 256,5 | 11:56'53.171 |
| 5 | 5'37.704 | 28.229 | 26.236 | 24.967 | 6'57.136P | | 12:03'50.307 |
| 6 | 24.049 | 24.699 | 28.807 | | | 248,4 | |

31° 3 R. DE ROSA [1'38.316]

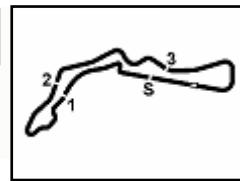
| Lap | Seg1 | Seg2 | Seg3 | Seg4 | Lap Time | km/h | Local Time |
|-----|-----------|---------------|--------|--------|-----------------|--------------|--------------|
| 1 | | | | | | | |
| 2 | 47.152 | 28.560 | 27.188 | 25.635 | 2'08.535P | | 11:22'37.474 |
| 3 | 25.201 | 25.682 | 26.644 | 25.312 | 1'42.839 | 240,8 | 11:24'20.313 |
| 4 | 25.140 | 25.981 | 26.090 | 25.253 | 1'42.464C | 239,7 | 11:26'02.777 |
| 5 | 24.792 | 25.182 | 25.996 | 24.911 | 1'40.881 | 238,7 | 11:27'43.658 |
| 6 | 24.577 | 25.597 | 30.978 | 45.721 | 2'06.873CP | 240,3 | 11:29'50.531 |
| 7 | 23'50.542 | 26.476 | 47.836 | 45.205 | 25'50.059P | | 11:55'40.590 |
| 8 | 3'00.838 | 25.375 | 26.512 | 26.825 | 4'19.550CP | | 12:00'00.140 |
| 9 | 24.632 | 24.395 | 25.717 | 24.810 | 1'39.554C | 231,2 | 12:01'39.694 |
| 10 | 24.335 | 24.731 | 25.689 | 24.680 | 1'39.435 | 243,5 | 12:03'19.129 |
| 11 | 24.333 | 24.507 | 25.549 | 24.701 | 1'39.090 | 246,2 | 12:04'58.219 |
| 12 | 26.811 | 25.742 | 27.277 | 28.551 | 1'48.381 | 242,4 | 12:06'46.600 |
| 13 | 24.245 | 24.506 | 25.585 | 24.803 | 1'39.139 | 242,9 | 12:08'25.739 |
| 14 | 24.172 | 24.395 | 25.338 | 24.411 | 1'38.316 | 241,3 | 12:10'04.055 |
| 15 | 28.374 | 26.329 | 27.123 | 41.008 | 2'02.834P | 242,9 | 12:12'06.889 |

19/07/2024 P = Pits In/Out - C = Lap Time Cancelled

These data/results cannot be reproduced, stored and/or transmitted in whole or in part by any manner of electronic, mechanical, photocopying, recording, broadcasting or otherwise now known or herein after developed without the previous express consent by the copyright owner, except for reproduction in daily press and regular printed publications on sale to the public within 60 days of the event related to those data/results and always provided that copyright symbol appears together as follows below.

© DORNA WSBK ORGANIZATION Srl 2024





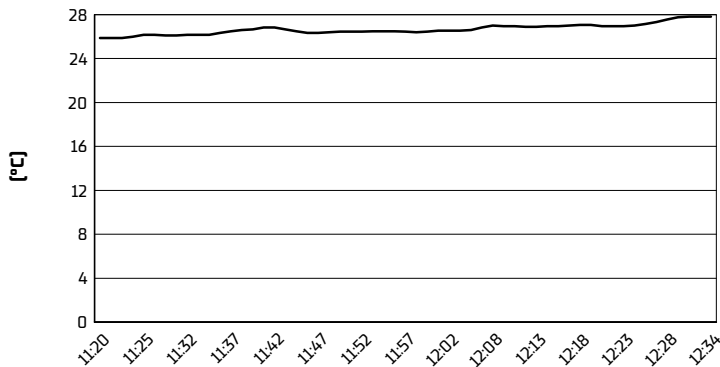
Autodrom Most 4.212 m

Czech Round, 19-21 July 2024

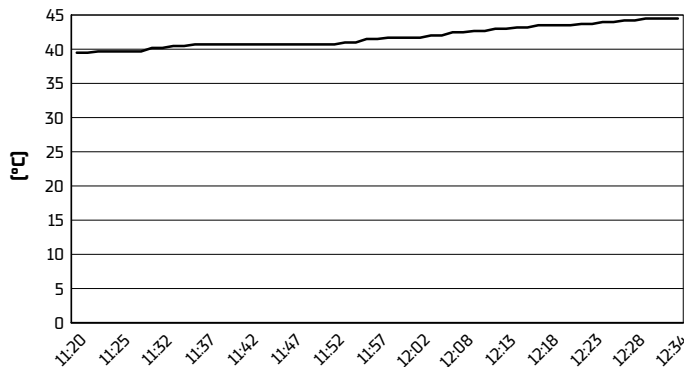
Weather Report Free Practice

Session started 11:20 - Session ended 12:35


Air Temperature



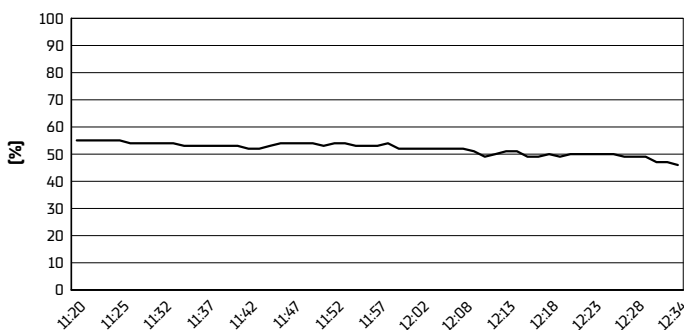
Track Temperature



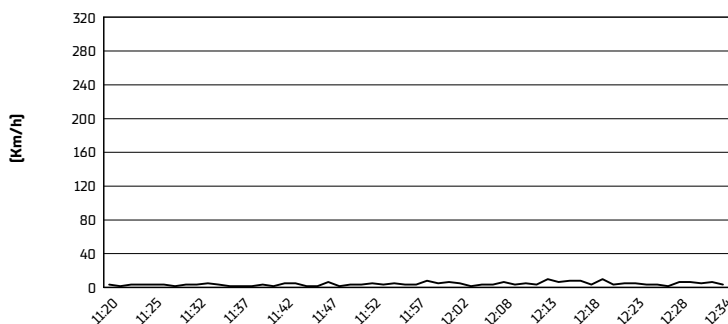
Air Pressure



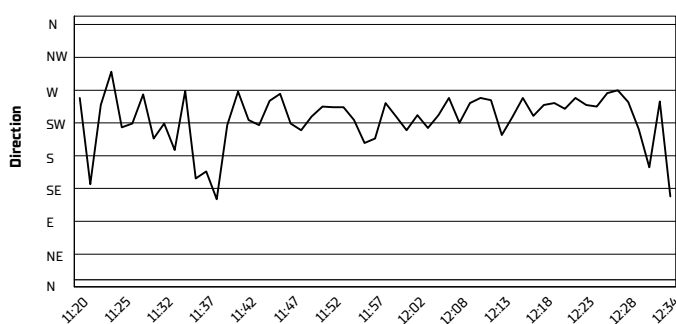
Humidity



Wind Speed



Wind Direction



19/07/2024

These data/results cannot be reproduced, stored and/or transmitted in whole or in part by any manner of electronic, mechanical, photocopying, recording, broadcasting or otherwise now known or herein after developed without the previous express consent by the copyright owner, except for reproduction in daily press and regular printed publications on sale to the public within 60 days of the event related to those data/results and always provided that copyright symbol appears together as follows below.

© DORNA WSBK ORGANIZATION Srl 2024

