

Czech Round, 19–21 July 2024
Results Warm Up 1

No.	Rider	Nat	Team	Bike	Class	Time	Gap	Rel.	Laps	Speed	
										Avg	Max
1	99 A. HUERTAS	ESP	Aruba.it Racing WorldSSP Team	Ducati Panigale V2		1'34.357			5	160,700	260,2
2	53 V. DEBISE	FRA	Evan Bros. WorldSSP Yamaha Team	Yamaha YZF R6		1'34.478	0.121	0.121	6	160,495	256,5
3	55 Y. MONTELLA	ITA	Barni Spark Racing Team	Ducati Panigale V2		1'34.650	0.293	0.172	5	160,203	262,7
4	54 B. SOFUOGLU	TUR	MV Agusta Reparto Corse	MV Agusta F3 800 RR		1'34.927	0.570	0.277	6	159,735	264,6
5	62 S. MANZI	ITA	Pata Yamaha Ten Kate Racing	Yamaha YZF R6		1'35.024	0.667	0.097	5	159,572	254,8
6	9 J. NAVARRO	ESP	Orelac Racing Verdnatura	Ducati Panigale V2		1'35.090	0.733	0.066	5	159,462	257,1
7	64 F. CARICASULO	ITA	Motozoo ME AIR Racing	MV Agusta F3 800 RR		1'35.197	0.840	0.107	6	159,282	259,6
8	28 G. VAN STRAALEN	NED	Pata Yamaha Ten Kate Racing	Yamaha YZF R6		1'35.422	1.065	0.225	5	158,907	260,2
9	40 S. CORSI	ITA	Renzi Corse	Ducati Panigale V2	*	1'35.545	1.188	0.123	6	158,702	256,5
10	94 L. MAHIAS	FRA	GMT94 Yamaha	Yamaha YZF R6		1'35.556	1.199	0.011	5	158,684	258,4
11	23 M. SCHROETTER	GER	MV Agusta Reparto Corse	MV Agusta F3 800 RR		1'35.615	1.258	0.059	5	158,586	255,9
12	61 C. ONCU	TUR	Kawasaki Puccetti Racing	Kawasaki ZX-6R		1'35.686	1.329	0.071	6	158,468	260,8
13	50 O. VOSTATEK	CZE	PTR Triumph	Triumph Street Triple RS 765		1'35.823	1.466	0.137	6	158,242	252,4
14	69 T. BOOTH-AMOS	GBR	PTR Triumph	Triumph Street Triple RS 765		1'35.854	1.497	0.031	6	158,191	251,8
15	4 S. ODENDAAL	RSA	WRP Racing	Yamaha YZF R6		1'35.982	1.625	0.128	6	157,980	260,2
16	32 O. BAYLISS	AUS	D34G Racing WorldSSP Team	Ducati Panigale V2		1'36.001	1.644	0.019	6	157,948	257,7
17	7 L. BALDASSARRI	ITA	WRP-RT Motorsport by SKM-Triumph	Triumph Street Triple RS 765		1'36.095	1.738	0.094	6	157,794	255,9
18	19 G. GIANNINI	ITA	Team ProDina Kawasaki	Kawasaki ZX-6R	*	1'36.317	1.960	0.222	5	157,430	254,8
19	71 T. EDWARDS	AUS	D34G Racing WorldSSP Team	Ducati Panigale V2	*	1'36.320	1.963	0.003	6	157,425	261,4
20	17 J. MCPHEE	GBR	WRP-RT Motorsport by SKM-Triumph	Triumph Street Triple RS 765		1'36.353	1.996	0.033	5	157,371	255,3
21	5 N. ANTONELLI	ITA	Ecosantagata Althea Racing Team	Ducati Panigale V2		1'36.370	2.013	0.017	5	157,344	261,4
22	27 K. TOBA	JPN	PETRONAS MIE Racing Honda	Honda CBR600RR		1'36.401	2.044	0.031	6	157,293	263,3
23	25 M. BRENNER	SUI	VIAMO Racing by MTM	Kawasaki ZX-6R		1'36.547	2.190	0.146	6	157,055	255,3
24	74 P. BIESIEKIRSKI	POL	Ecosantagata Althea Racing Team	Ducati Panigale V2		1'36.673	2.316	0.126	6	156,850	256,5
25	89 K. BIN PAWI	MAS	PETRONAS MIE Racing Honda	Honda CBR600RR		1'36.919	2.562	0.246	5	156,452	258,4
26	20 M. VAN DER VOORT	NED	VFT Racing Yamaha	Yamaha YZF R6		1'36.940	2.583	0.021	3	156,418	246,7
27	68 L. POWER	AUS	Motozoo ME AIR Racing	MV Agusta F3 800 RR	*	1'37.069	2.712	0.129	6	156,211	257,7
28	51 A. SARMOON	THA	Yamaha Thailand Racing Team	Yamaha YZF R6		1'37.087	2.730	0.018	6	156,182	258,4
29	24 S. MINAMIMOTO	JPN	Yamaha Thailand Racing Team	Yamaha YZF R6		1'37.285	2.928	0.198	5	155,864	258,4
30	22 F. FULIGNI	ITA	Orelac Racing Verdnatura	Ducati Panigale V2	*	1'37.310	2.953	0.025	5	155,824	253,6
31	3 R. DE ROSA	ITA	QJMOTOR Factory Racing	QJMOTOR SRK 800 RR	*	1'37.311	2.954	0.001	5	155,822	245,6
32	66 N. TUULI	FIN	EAB Racing Team	Ducati Panigale V2		1'37.469	3.112	0.158	2	155,569	254,2
33	92 F. FEIGL	CZE	Genius Racing Team	Triumph Street Triple RS 765		1'37.583	3.226	0.114	5	155,388	255,9

Qualifying Lap Time (105% of 1'34.357): **1'39.075**

* WorldSSP Challenge

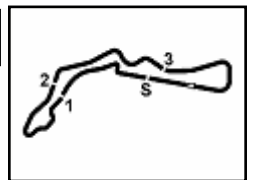
AIR	Humidity:	56%	Temp:	24°C
TRACK	Condition:	Dry	Temp:	33°C

Records	Pole	(SP)	2024	Y.Montella	1'34.126	161,090	Km/h
	Race	(RC2)	2023	N.Bulega	1'35.027	159,570	Km/h
	All Times	(SP)	2024	Y.Montella	1'34.126	161,090	Km/h

Start 20/07/2024 09:50 End 10:03 The results are provisional until the end of the time limit for protests and appeals and the completion of the technical checks.

These data/results cannot be reproduced, stored and/or transmitted in whole or in part by any manner of electronic, mechanical, photocopying, recording, broadcasting or otherwise now known or herein after developed without the previous express consent by the copyright owner, except for reproduction in daily press and regular printed publications on sale to the public within 60 days of the event related to those data/results and always provided that copyright symbol appears together as follows below.

© DORNA WSBK ORGANIZATION Srl 2024



Czech Round, 19–21 July 2024
Results Warm Up 1

Session Highlights

Local Time	No. Rider	Description
09.50.00		Start of Session
09.50.18		WorldSSP Pit Intervention Time: 1min 13secs
09.51.54	51 A. SARMOON	#51 Current Lap Time Cancelled - Exceeded Track Limits - Turn 1
09.52.09	17 J. MCPHEE	#17 Current Lap Time Cancelled - Exceeded Track Limits - Turn 1
09.52.28	25 M. BRENNER	#25 Current Lap Time Cancelled - Exceeded Track Limits - Turn 1
09.53.05	89 K. BIN PAWI	#89 On the Gravel - Rejoined - Turn 15
09.53.28	54 B. SOFUOGLU	#54 Current Lap Time Cancelled - Exceeded Track Limits - Turn 1
09.53.36	24 S. MINAMIMOTO	#24 Current Lap Time Cancelled - Exceeded Track Limits - Turn 1
09.55.51	89 K. BIN PAWI	#89 Lap Time Cancelled (1'44.075) - Exceeded Track Limits - Turn 1
09.56.40	61 C. ONCU	#61 Current Lap Time Cancelled - Exceeded Track Limits - Turn 1
09.57.13	22 F. FULIGNI	#22 Current Lap Time Cancelled - Exceeded Track Limits - Turn 1
09.58.36	94 L. MAHIAS	#94 Lap Time Cancelled (1'36.966) - Exceeded Track Limits - Turn 13
09.59.14	62 S. MANZI	#62 Current Lap Time Cancelled - Exceeded Track Limits - Turn 1
09.59.27	50 O. VOSTATEK	#50 Current Lap Time Cancelled - Exceeded Track Limits - Turn 1
10.03.00		End of Session

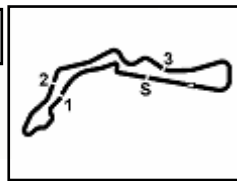
Fastest Laps Sequence

No.	Rider	Nat	Team	Bike	Local Time	Time	Gap	Avg
53	V. DEBISE	FRA	Evan Bros. WorldSSP Yamaha Team	Yamaha YZF R6	09:53'15.731	1'35.032		159,559
53	V. DEBISE	FRA	Evan Bros. WorldSSP Yamaha Team	Yamaha YZF R6	09:56'25.581	1'34.736	-0.296	160,057
99	A. HUERTAS	ESP	Aruba.it Racing WorldSSP Team	Ducati Panigale V2	09:56'57.473	1'34.565	-0.171	160,347
53	V. DEBISE	FRA	Evan Bros. WorldSSP Yamaha Team	Yamaha YZF R6	09:58'00.059	1'34.478	-0.087	160,495
99	A. HUERTAS	ESP	Aruba.it Racing WorldSSP Team	Ducati Panigale V2	09:58'31.830	1'34.357	-0.121	160,700

Start 09:50 End 10:03 The results are provisional until the end of the time limit for protests and appeals and the completion of the technical checks.

These data/results cannot be reproduced, stored and/or transmitted in whole or in part by any manner of electronic, mechanical, photocopying, recording, broadcasting or otherwise now known or herein after developed without the previous express consent by the copyright owner, except for reproduction in daily press and regular printed publications on sale to the public within 60 days of the event related to those data/results and always provided that copyright symbol appears together as follows below.

© DORNA WSBK ORGANIZATION Srl 2024



Autodrom Most 4.212 m

Czech Round, 19-21 July 2024
Best Sectors & Speed Warm Up 1

BEST LAP

1	99 A. HUERTAS	Ducati Panigale V2	1'34.357
2	53 V. DEBISE	Yamaha YZF R6	1'34.478
3	55 Y. MONTELLA	Ducati Panigale V2	1'34.650
4	54 B. SOFUOGLU	MV Agusta F3 800 RR	1'34.927
5	62 S. MANZI	Yamaha YZF R6	1'35.024
6	9 J. NAVARRO	Ducati Panigale V2	1'35.090
7	64 F. CARICASULO	MV Agusta F3 800 RR	1'35.197
8	28 G. VAN STRAALEN	Yamaha YZF R6	1'35.422
9	40 S. CORSI	Ducati Panigale V2	1'35.545
10	94 L. MAHIAS	Yamaha YZF R6	1'35.556
11	23 M. SCHROETTER	MV Agusta F3 800 RR	1'35.615
12	61 C. ONCU	Kawasaki ZX-6R	1'35.686
13	50 D. VOSTATEK	Triumph Street Triple RS 765	1'35.823
14	69 T. BOOTH-AMOS	Triumph Street Triple RS 765	1'35.854
15	4 S. ODENDAAL	Yamaha YZF R6	1'35.982
16	32 D. BAYLISS	Ducati Panigale V2	1'36.001
17	7 L. BALDASSARRI	Triumph Street Triple RS 765	1'36.095
18	19 G. GIANNINI	Kawasaki ZX-6R	1'36.317
19	71 T. EDWARDS	Ducati Panigale V2	1'36.320
20	17 J. MCPHEE	Triumph Street Triple RS 765	1'36.353
21	5 N. ANTONELLI	Ducati Panigale V2	1'36.370
22	27 K. TOBA	Honda CBR600RR	1'36.401
23	25 M. BRENNER	Kawasaki ZX-6R	1'36.547
24	74 P. BIESIEKIRSKI	Ducati Panigale V2	1'36.673
25	89 K. BIN PAWI	Honda CBR600RR	1'36.919
26	20 M. VAN DER VOORT	Yamaha YZF R6	1'36.940
27	68 L. POWER	MV Agusta F3 800 RR	1'37.069
28	51 A. SARMOON	Yamaha YZF R6	1'37.087
29	24 S. MINAMIMOTO	Yamaha YZF R6	1'37.285
30	22 F. FULIGNI	Ducati Panigale V2	1'37.310
31	3 R. DE ROSA	QJMOTOR SRK 800 RR	1'37.311
32	66 N. TUULI	Ducati Panigale V2	1'37.469
33	92 F. FEIGL	Triumph Street Triple RS 765	1'37.583

SPEED

1	54 B. SOFUOGLU	MV Agusta F3 800 RR	264,6
2	27 K. TOBA	Honda CBR600RR	263,3
3	55 Y. MONTELLA	Ducati Panigale V2	262,7
4	5 N. ANTONELLI	Ducati Panigale V2	261,4
5	71 T. EDWARDS	Ducati Panigale V2	261,4
6	61 C. ONCU	Kawasaki ZX-6R	260,8
7	28 G. VAN STRAALEN	Yamaha YZF R6	260,2
8	4 S. ODENDAAL	Yamaha YZF R6	260,2
9	99 A. HUERTAS	Ducati Panigale V2	260,2
10	64 F. CARICASULO	MV Agusta F3 800 RR	259,6
11	89 K. BIN PAWI	Honda CBR600RR	258,4
12	51 A. SARMOON	Yamaha YZF R6	258,4
13	24 S. MINAMIMOTO	Yamaha YZF R6	258,4
14	94 L. MAHIAS	Yamaha YZF R6	258,4
15	32 D. BAYLISS	Ducati Panigale V2	257,7
16	68 L. POWER	MV Agusta F3 800 RR	257,7
17	9 J. NAVARRO	Ducati Panigale V2	257,1
18	74 P. BIESIEKIRSKI	Ducati Panigale V2	256,5
19	40 S. CORSI	Ducati Panigale V2	256,5
20	53 V. DEBISE	Yamaha YZF R6	256,5
21	92 F. FEIGL	Triumph Street Triple RS 765	255,9
22	23 M. SCHROETTER	MV Agusta F3 800 RR	255,9
23	7 L. BALDASSARRI	Triumph Street Triple RS 765	255,9
24	17 J. MCPHEE	Triumph Street Triple RS 765	255,3
25	25 M. BRENNER	Kawasaki ZX-6R	255,3
26	62 S. MANZI	Yamaha YZF R6	254,8
27	19 G. GIANNINI	Kawasaki ZX-6R	254,8
28	66 N. TUULI	Ducati Panigale V2	254,2
29	22 F. FULIGNI	Ducati Panigale V2	253,6
30	50 D. VOSTATEK	Triumph Street Triple RS 765	252,4
31	69 T. BOOTH-AMOS	Triumph Street Triple RS 765	251,8
32	20 M. VAN DER VOORT	Yamaha YZF R6	246,7
33	3 R. DE ROSA	QJMOTOR SRK 800 RR	245,6

SEG. 1

1	53 V. DEBISE	23.002
2	99 A. HUERTAS	23.052
3	55 Y. MONTELLA	23.163
4	64 F. CARICASULO	23.172
5	54 B. SOFUOGLU	23.180
6	62 S. MANZI	23.212
7	40 S. CORSI	23.227
8	9 J. NAVARRO	23.233
9	28 G. VAN STRAALEN	23.258
10	23 M. SCHROETTER	23.362
11	50 D. VOSTATEK	23.375
12	61 C. ONCU	23.408
13	94 L. MAHIAS	23.438
14	32 D. BAYLISS	23.473
15	69 T. BOOTH-AMOS	23.476
16	4 S. ODENDAAL	23.501
17	89 K. BIN PAWI	23.503
18	17 J. MCPHEE	23.504
19	74 P. BIESIEKIRSKI	23.554
20	25 M. BRENNER	23.562
21	68 L. POWER	23.565
22	5 N. ANTONELLI	23.571
23	19 G. GIANNINI	23.573
24	51 A. SARMOON	23.573
25	27 K. TOBA	23.623
26	71 T. EDWARDS	23.633
27	66 N. TUULI	23.644
28	92 F. FEIGL	23.691
29	7 L. BALDASSARRI	23.758
30	20 M. VAN DER VOORT	23.826
31	22 F. FULIGNI	23.861
32	3 R. DE ROSA	23.945
33	24 S. MINAMIMOTO	23.945

SEG. 2

1	53 V. DEBISE	23.367
2	99 A. HUERTAS	23.394
3	54 B. SOFUOGLU	23.438
4	55 Y. MONTELLA	23.470
5	9 J. NAVARRO	23.571
6	61 C. ONCU	23.578
7	40 S. CORSI	23.583
8	64 F. CARICASULO	23.608
9	62 S. MANZI	23.656
10	23 M. SCHROETTER	23.693
11	94 L. MAHIAS	23.714
12	32 D. BAYLISS	23.718
13	28 G. VAN STRAALEN	23.738
14	7 L. BALDASSARRI	23.741
15	50 D. VOSTATEK	23.759
16	69 T. BOOTH-AMOS	23.780
17	17 J. MCPHEE	23.792
18	71 T. EDWARDS	23.855
19	4 S. ODENDAAL	23.870
20	68 L. POWER	23.898
21	25 M. BRENNER	23.917
22	19 G. GIANNINI	23.968
23	24 S. MINAMIMOTO	23.971
24	5 N. ANTONELLI	23.998
25	89 K. BIN PAWI	24.064
26	74 P. BIESIEKIRSKI	24.067
27	27 K. TOBA	24.085
28	3 R. DE ROSA	24.109
29	22 F. FULIGNI	24.170
30	51 A. SARMOON	24.192
31	66 N. TUULI	24.198
32	20 M. VAN DER VOORT	24.201
33	92 F. FEIGL	24.297

SEG. 3

1	55 Y. MONTELLA	24.435
2	99 A. HUERTAS	24.442
3	53 V. DEBISE	24.482
4	62 S. MANZI	24.503
5	94 L. MAHIAS	24.615
6	54 B. SOFUOGLU	24.656
7	61 C. ONCU	24.657
8	28 G. VAN STRAALEN	24.661
9	9 J. NAVARRO	24.679
10	64 F. CARICASULO	24.701
11	32 D. BAYLISS	24.737
12	50 D. VOSTATEK	24.757
13	7 L. BALDASSARRI	24.768
14	69 T. BOOTH-AMOS	24.770
15	27 K. TOBA	24.781
16	4 S. ODENDAAL	24.806
17	71 T. EDWARDS	24.813
18	23 M. SCHROETTER	24.864
19	5 N. ANTONELLI	24.876
20	20 M. VAN DER VOORT	24.882
21	40 S. CORSI	24.897
22	19 G. GIANNINI	24.918
23	3 R. DE ROSA	24.997
24	51 A. SARMOON	25.051
25	74 P. BIESIEKIRSKI	25.063
26	89 K. BIN PAWI	25.076
27	25 M. BRENNER	25.082
28	22 F. FULIGNI	25.094
29	68 L. POWER	25.161
30	66 N. TUULI	25.208
31	24 S. MINAMIMOTO	25.219
32	17 J. MCPHEE	25.221
33	92 F. FEIGL	25.298

SEG. 4

1	99 A. HUERTAS	23.337
2	55 Y. MONTELLA	23.464
3	53 V. DEBISE	23.482
4	54 B. SOFUOGLU	23.534
5	94 L. MAHIAS	23.591
6	64 F. CARICASULO	23.594
7	28 G. VAN STRAALEN	23.598
8	9 J. NAVARRO	23.607
9	62 S. MANZI	23.616
10	23 M. SCHROETTER	23.658
11	69 T. BOOTH-AMOS	23.673
12	61 C. ONCU	23.684
13	4 S. ODENDAAL	23.748
14	19 G. GIANNINI	23.773
15	27 K. TOBA	23.780
16	50 D. VOSTATEK	23.789
17	40 S. CORSI	23.793
18	7 L. BALDASSARRI	23.799
19	17 J. MCPHEE	23.806
20	24 S. MINAMIMOTO	23.849
21	71 T. EDWARDS	23.875
22	5 N. ANTONELLI	23.878
23	20 M. VAN DER VOORT	23.880
24	74 P. BIESIEKIRSKI	23.901
25	25 M. BRENNER	23.921
26	68 L. POWER	23.945
27	32 D. BAYLISS	23.946
28	66 N. TUULI	23.968
29	89 K. BIN PAWI	24.014
30	92 F. FEIGL	24.070
31	3 R. DE ROSA	24.149
32	22 F. FULIGNI	24.185
33	51 A. SARMOON	24.204

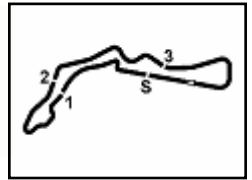
20/07/2024

These data/results cannot be reproduced, stored and/or transmitted in whole or in part by any manner of electronic, mechanical, photocopying, recording, broadcasting or otherwise now known or herein after developed without the previous express consent by the copyright owner, except for reproduction in daily press and regular printed publications on sale to the public within 60 days of the event related to those data/results and always provided that copyright symbol appears together as follows below.

© DORNA WSBK ORGANIZATION Srl 2024

FICR PERUGIA TIMING





Autodrom Most 4.212 m

Czech Round, 19-21 July 2024
Ideal Times Warm Up 1

No.	Rider	Nat	Bike	Seg. 1	Seg. 2	Seg. 3	Seg. 4	Ideal Time		
				Diff. 1	Diff. 2	Diff. 3	Diff. 4	Best Lap	Pos.	Diff.
1	99 A. HUERTAS	ESP	Ducati Panigale V2	23.052 +0.042	23.394 +0.028	24.442 +0.030	23.337 +0.032	1'34.225 1'34.357	1	0.132
2	53 V. DEBISE	FRA	Yamaha YZF R6	23.002 +0.116	23.367	24.482 +0.021	23.482 +0.008	1'34.333 1'34.478	2	0.145
3	55 Y. MONTELLA	ITA	Ducati Panigale V2	23.163	23.470	24.435 +0.050	23.464 +0.068	1'34.532 1'34.650	3	0.118
4	54 B. SOFUOGLU	TUR	MV Agusta F3 800 RR	23.180	23.438 +0.051	24.656 +0.068	23.534	1'34.808 1'34.927	4	0.119
5	62 S. MANZI	ITA	Yamaha YZF R6	23.212	23.656 +0.025	24.503 +0.012	23.616	1'34.987 1'35.024	5	0.037
6	64 F. CARICASULO	ITA	MV Agusta F3 800 RR	23.172 +0.068	23.608	24.701	23.594 +0.054	1'35.075 1'35.197	7	0.122
7	9 J. NAVARRO	ESP	Ducati Panigale V2	23.233	23.571	24.679	23.607	1'35.090 1'35.090	6	
8	28 G. VAN STRAALEN	NED	Yamaha YZF R6	23.258	23.738 +0.053	24.661	23.598 +0.114	1'35.255 1'35.422	8	0.167
9	61 C. ONCU	TUR	Kawasaki ZX-6R	23.408 +0.119	23.578 +0.214	24.657	23.684 +0.026	1'35.327 1'35.686	12	0.359
10	94 L. MAHIAS	FRA	Yamaha YZF R6	23.438 +0.033	23.714 +0.128	24.615 +0.037	23.591	1'35.358 1'35.556	10	0.198
11	40 S. CORSI	ITA	Ducati Panigale V2	23.227	23.583	24.897	23.793 +0.045	1'35.500 1'35.545	9	0.045
12	23 M. SCHROETTER	GER	MV Agusta F3 800 RR	23.362	23.693 +0.038	24.864	23.658	1'35.577 1'35.615	11	0.038
13	50 D. VOSTATEK	CZE	Triumph Street Triple RS 765	23.375 +0.063	23.759	24.757	23.789 +0.080	1'35.680 1'35.823	13	0.143
14	69 T. BOOTH-AMOS	GBR	Triumph Street Triple RS 765	23.476	23.780 +0.003	24.770 +0.152	23.673	1'35.699 1'35.854	14	0.155
15	32 D. BAYLISS	AUS	Ducati Panigale V2	23.473	23.718 +0.004	24.737 +0.039	23.946 +0.084	1'35.874 1'36.001	16	0.127
16	4 S. ODENDAAL	RSA	Yamaha YZF R6	23.501	23.870 +0.051	24.806	23.748 +0.006	1'35.925 1'35.982	15	0.057
17	7 L. BALDASSARRI	ITA	Triumph Street Triple RS 765	23.758 +0.003	23.741	24.768	23.799 +0.026	1'36.066 1'36.095	17	0.029
18	71 T. EDWARDS	AUS	Ducati Panigale V2	23.633 +0.020	23.855	24.813 +0.100	23.875 +0.024	1'36.176 1'36.320	19	0.144
19	19 G. GIANNINI	ITA	Kawasaki ZX-6R	23.573	23.968	24.918	23.773 +0.085	1'36.232 1'36.317	18	0.085
20	27 K. TOBA	JPN	Honda CBR600RR	23.623 +0.073	24.085 +0.059	24.781	23.780	1'36.269 1'36.401	22	0.132
21	5 N. ANTONELLI	ITA	Ducati Panigale V2	23.571	23.998 +0.047	24.876	23.878	1'36.323 1'36.370	21	0.047
22	17 J. MCPHEE	GBR	Triumph Street Triple RS 765	23.504	23.792 +0.030	25.221	23.806	1'36.323 1'36.353	20	0.030
23	25 M. BRENNER	SUI	Kawasaki ZX-6R	23.562 +0.042	23.917	25.082	23.921 +0.023	1'36.482 1'36.547	23	0.065
24	68 L. POWER	AUS	MV Agusta F3 800 RR	23.565 +0.124	23.898 +0.091	25.161 +0.130	23.945 +0.155	1'36.569 1'37.069	27	0.500
25	74 P. BIESIEKIRSKI	POL	Ducati Panigale V2	23.554 +0.088	24.067	25.063	23.901	1'36.585 1'36.673	24	0.088
26	89 K. BIN PAWI	MAS	Honda CBR600RR	23.503	24.064	25.076 +0.228	24.014 +0.034	1'36.657 1'36.919	25	0.262
27	20 M. VAN DER VOORT	NED	Yamaha YZF R6	23.826	24.201 +0.151	24.882	23.880	1'36.789 1'36.940	26	0.151
28	24 S. MINAMIMOTO	JPN	Yamaha YZF R6	23.945 +0.128	23.971	25.219 +0.022	23.849 +0.151	1'36.984 1'37.285	29	0.301
29	66 N. TUULI	FIN	Ducati Panigale V2	23.644 +0.423	24.198 +0.028	25.208	23.968	1'37.018 1'37.469	32	0.451
30	51 A. SARMOON	THA	Yamaha YZF R6	23.573	24.192 +0.067	25.051	24.204	1'37.020 1'37.087	28	0.067
31	3 R. DE ROSA	ITA	QJMOTOR SRK 800 RR	23.945 +0.059	24.109 +0.015	24.997	24.149 +0.037	1'37.200 1'37.311	31	0.111
32	22 F. FULIGNI	ITA	Ducati Panigale V2	23.861	24.170	25.094	24.185	1'37.310 1'37.310	30	
33	92 F. FEIGL	CZE	Triumph Street Triple RS 765	23.691	24.297	25.298 +0.130	24.070 +0.097	1'37.356 1'37.583	33	0.227
Overall Ideal Time				23.002	23.367	24.435	23.337	1'34.141		

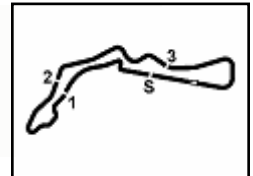
20/07/2024

These data/results cannot be reproduced, stored and/or transmitted in whole or in part by any manner of electronic, mechanical, photocopying, recording, broadcasting or otherwise now known or herein after developed without the previous express consent by the copyright owner, except for reproduction in daily press and regular printed publications on sale to the public within 60 days of the event related to those data/results and always provided that copyright symbol appears together as follows below.

© DORNA WSBK ORGANIZATION Srl 2024

FIGR PERUGIA TIMING





Autodrom Most 4.212 m

Czech Round, 19–21 July 2024
Chronological Analysis Warm Up 1

1 / 3

1° 99 A. HUERTAS [1'34.357]							
Lap	Seg1	Seg2	Seg3	Seg4	Lap Time	km/h	Local Time
1		24.180	25.004	23.683			
2	23.317	23.545	24.660	23.547	1'35.069	257,7	9:53'47.500
3	23.203	23.663	25.019	23.523	1'35.408	260,2	9:55'22.908
4	23.312	23.465	24.451	23.337	1'34.565	257,7	9:56'57.473
5	23.094	23.422	24.472	23.369	1'34.357	259,0	9:58'31.830
6	23.052	23.394	24.442	23.509	1'34.397	259,0	10:00'06.227

2° 53 V. DEBISE [1'34.478]							
Lap	Seg1	Seg2	Seg3	Seg4	Lap Time	km/h	Local Time
1		24.441	25.478	23.779			
2	23.420	23.495	24.557	23.660	1'35.032	253,0	9:53'15.731
3	23.465	23.508	24.533	23.608	1'35.114	254,2	9:54'50.845
4	23.225	23.459	24.482	23.570	1'34.736	255,3	9:56'25.581
5	23.118	23.367	24.503	23.490	1'34.478	254,2	9:58'00.059
6	23.002	23.609	24.491	23.518	1'34.620	255,3	9:59'34.679
7	23.054	23.596	24.724	23.482	1'34.856	256,5	10:01'09.535

3° 55 Y. MONTELLA [1'34.650]							
Lap	Seg1	Seg2	Seg3	Seg4	Lap Time	km/h	Local Time
1		24.855	25.472	37.308			
2	39.683	23.628	24.852	23.605	1'51.768P		9:53'49.384
3	23.382	23.741	24.658	23.674	1'35.455	262,1	9:55'24.839
4	23.181	23.614	24.796	23.544	1'35.135	262,7	9:56'59.974
5	23.163	23.470	24.485	23.532	1'34.650	260,8	9:58'34.624
6	23.352	23.559	24.435	23.464	1'34.810	260,8	10:00'09.434

4° 54 B. SOFUOGLU [1'34.927]							
Lap	Seg1	Seg2	Seg3	Seg4	Lap Time	km/h	Local Time
1		24.522	25.354	24.081			
2	23.584	23.755	24.788	23.815	1'35.942	259,0	9:53'18.526
3	26.634	23.921	24.881	23.654	1'39.090C	260,2	9:54'57.616
4	23.317	23.438	24.753	23.731	1'35.239	264,6	9:56'32.855
5	23.295	23.627	25.052	23.616	1'35.590	259,0	9:58'08.445
6	23.307	23.635	24.656	23.612	1'35.210	257,1	9:59'43.655
7	23.180	23.489	24.724	23.534	1'34.927	258,4	10:01'18.582

5° 62 S. MANZI [1'35.024]							
Lap	Seg1	Seg2	Seg3	Seg4	Lap Time	km/h	Local Time
1		25.253	25.553	24.141			
2	23.707	23.836	24.640	23.717	1'35.900	253,0	9:54'19.125
3	23.357	23.656	24.647	23.731	1'35.391	253,6	9:55'54.516
4	23.243	23.730	24.503	23.655	1'35.131	254,2	9:57'29.647
5	23.212	23.681	24.515	23.616	1'35.024	253,6	9:59'04.671
6	27.866	24.945	25.013	23.987	1'41.811C	254,8	10:00'46.482

6° 9 J. NAVARRO [1'35.090]							
Lap	Seg1	Seg2	Seg3	Seg4	Lap Time	km/h	Local Time
1		29.369	37.341	27.393			
2	24.097	23.873	25.273	23.796	1'37.039	250,7	9:53'44.922
3	23.521	23.892	25.065	23.755	1'36.233	250,1	9:55'21.155
4	23.337	23.702	24.790	23.643	1'35.472	253,6	9:56'56.627
5	23.268	23.702	24.790	23.669	1'35.429	253,0	9:58'32.056
6	23.233	23.571	24.679	23.607	1'35.090	257,1	10:00'07.146

7° 64 F. CARICASULO [1'35.197]							
Lap	Seg1	Seg2	Seg3	Seg4	Lap Time	km/h	Local Time
1		24.488	25.609	23.804			
2	23.720	24.220	25.313	23.841	1'37.094	259,6	9:53'18.301
3	23.565	23.872	25.062	23.737	1'36.236	254,8	9:54'54.537

4	23.756	23.703	25.832	23.757	1'37.048	255,3	9:56'31.585
5	23.314	23.860	25.007	23.773	1'35.954	254,8	9:58'07.539
6	23.172	23.766	24.739	23.594	1'35.271	254,8	9:59'42.810
7	23.240	23.608	24.701	23.648	1'35.197	255,9	10:01'18.007

8° 28 G. VAN STRAALEN [1'35.422]							
Lap	Seg1	Seg2	Seg3	Seg4	Lap Time	km/h	Local Time
1		24.713	25.679	23.860			
2	24.172	23.865	25.140	23.707	1'36.884	257,7	9:53'49.658
3	23.353	23.794	24.742	23.598	1'35.487	259,0	9:55'25.145
4	23.313	23.738	24.772	23.837	1'35.660	260,2	9:57'00.805
5	23.258	23.791	24.661	23.712	1'35.422	259,6	9:58'36.227
6	23.356	23.859	24.934	23.781	1'35.930	255,9	10:00'12.157

9° 40 S. CORSI [1'35.545]							
Lap	Seg1	Seg2	Seg3	Seg4	Lap Time	km/h	Local Time
1		25.323	26.345	24.812			
2	24.525	24.142	25.268	24.002	1'37.937	251,3	9:53'25.337
3	23.365	23.754	25.027	23.793	1'35.939	253,0	9:55'01.276
4	23.855	24.535	25.496	23.912	1'37.798	255,3	9:56'39.074
5	23.252	23.898	25.187	24.082	1'36.419	252,4	9:58'15.493
6	23.227	23.583	24.897	23.838	1'35.545	256,5	9:59'51.038
7	23.510	24.068	25.207	24.285	1'37.070	255,9	10:01'28.108

10° 94 L. MAHIAS [1'35.556]							
Lap	Seg1	Seg2	Seg3	Seg4	Lap Time	km/h	Local Time
1		25.156	25.631	24.058			
2	23.715	23.973	24.637	23.733	1'36.058	251,3	9:53'39.486
3	23.614	23.776	24.615	23.662	1'35.667	258,4	9:55'15.153
4	23.438	23.814	24.871	23.653	1'35.776	254,2	9:56'50.929
5	23.440	23.714	25.735	24.077	1'36.966C	254,8	9:58'27.895
6	23.471	23.842	24.652	23.591	1'35.556	253,6	10:00'03.451
7						254,8	

11° 23 M. SCHROETTER [1'35.615]							
Lap	Seg1	Seg2	Seg3	Seg4	Lap Time	km/h	Local Time
1		26.559	31.984	24.152			
2	23.831	24.133	25.072	23.730	1'36.766	254,2	9:54'09.305
3	23.682	23.888	25.332	23.752	1'36.654	255,3	9:55'45.959
4	23.475	23.797	24.948	23.659	1'35.879	254,8	9:57'21.838
5	23.362	23.731	24.864	23.658	1'35.615	255,9	9:58'57.453
6	23.432	23.693	24.954	23.726	1'35.805	255,3	10:00'33.258

12° 61 C. ONCU [1'35.686]							
Lap	Seg1	Seg2	Seg3	Seg4	Lap Time	km/h	Local Time
1		24.897	25.337	23.901			
2	23.527	23.792	24.657	23.710	1'35.686	259,6	9:53'18.720
3	23.628	23.578	25.014	23.788	1'36.008	260,8	9:54'54.728
4	23.430	23.686	24.911	23.744	1'35.771	260,2	9:56'30.499
5	25.075	24.047	25.539	23.928	1'38.589C	253,6	9:58'09.088
6	23.431	23.708	24.868	23.684	1'35.691	255,9	9:59'44.779
7	23.408	23.768	24.993	23.760	1'35.929	255,9	10:01'20.708

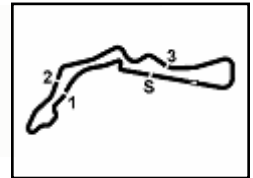
13° 50 O. VOSTATEK [1'35.823]							
Lap	Seg1	Seg2	Seg3	Seg4	Lap Time	km/h	Local Time
1							
2	42.791	24.496	25.372	24.069	1'56.728P		9:52'51.771
3	23.654	23.800	24.891	23.847	1'36.192	250,1	9:54'27.963
4	23.438	23.759	24.757	23.869	1'35.823	251,8	9:56'03.786
5	23.632	23.864	25.698	24.155	1'37.349	252,4	9:57'41.135
6	23.375	23.909	24.806	23.789	1'35.879	252,4	9:59'17.014

20/07/2024 P = Pits In/Out - C = Lap Time Cancelled

These data/results cannot be reproduced, stored and/or transmitted in whole or in part by any manner of electronic, mechanical, photocopying, recording, broadcasting or otherwise now known or herein after developed without the previous express consent by the copyright owner, except for reproduction in daily press and regular printed publications on sale to the public within 60 days of the event related to those data/results and always provided that copyright symbol appears together as follows below.

© DORNA WSBK ORGANIZATION Srl 2024





Czech Round, 19–21 July 2024
Chronological Analysis Warm Up 1

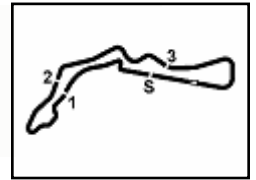
Lap	Seg1	Seg2	Seg3	Seg4	Lap Time	km/h	Local Time
7	25.972	24.683	25.365	24.330	1'40.350C	252,4	10:00'57.364
14° 69 T. BOOTH-AMOS (1'35.854)							
1							
2	46.505	26.834	29.686	24.408	2'07.433P		9:52'28.457
3	23.797	24.261	25.275	24.014	1'37.347	250,1	9:54'05.804
4	23.757	24.053	24.980	23.819	1'36.609	250,1	9:55'42.413
5	23.566	23.780	24.848	23.687	1'35.881	249,5	9:57'18.294
6	23.546	24.029	24.770	23.698	1'36.043	251,8	9:58'54.337
7	23.476	23.783	24.922	23.673	1'35.854	251,8	10:00'30.191
15° 4 S. ODENDAAL (1'35.982)							
1		25.003	26.027	24.393			
2	23.932	24.001	25.010	23.902	1'36.845	253,6	9:53'21.902
3	23.650	23.928	24.881	23.837	1'36.296	256,5	9:54'58.198
4	23.605	23.870	25.067	23.748	1'36.290	255,9	9:56'34.488
5	23.639	23.881	24.926	23.764	1'36.210	253,0	9:58'10.698
6	23.501	23.921	24.806	23.754	1'35.982	255,3	9:59'46.680
7	23.633	24.024	25.011	23.856	1'36.524	260,2	10:01'23.204
16° 32 O. BAYLISS (1'36.001)							
1		25.241	25.650	24.469			
2	24.117	24.099	25.242	24.028	1'37.486	254,2	9:53'22.754
3	23.716	23.888	24.941	23.984	1'36.529	255,3	9:54'59.283
4	23.473	23.722	24.776	24.030	1'36.001	255,3	9:56'35.284
5	23.657	23.718	24.968	24.100	1'36.443	256,5	9:58'11.727
6	23.998	23.739	24.912	24.027	1'36.676	257,7	9:59'48.403
7	23.478	23.870	24.737	23.946	1'36.031	254,2	10:01'24.434
17° 7 L. BALDASSARRI (1'36.095)							
1		25.075	25.716	24.177			
2	24.159	24.049	25.132	24.103	1'37.443	250,7	9:53'21.807
3	23.912	24.080	24.920	23.799	1'36.711	248,4	9:54'58.518
4	23.848	23.823	24.867	23.855	1'36.393	251,3	9:56'34.911
5	23.758	23.841	25.033	23.940	1'36.572	250,1	9:58'11.483
6	24.391	23.819	24.953	23.891	1'37.054	248,4	9:59'48.537
7	23.761	23.741	24.768	23.825	1'36.095	255,9	10:01'24.632
18° 19 G. GIANNINI (1'36.317)							
1		25.398	26.726	27.279			
2	24.031	24.004	25.062	24.020	1'37.117	251,8	9:53'28.570
3	23.747	24.173	25.006	24.029	1'36.955	254,8	9:55'05.525
4	23.573	23.968	24.918	23.858	1'36.317	251,3	9:56'41.842
5	28.625	24.907	28.838	24.204	1'46.574	251,3	9:58'28.416
6	23.641	23.979	25.002	23.773	1'36.395	253,6	10:00'04.811
19° 71 T. EDWARDS (1'36.320)							
1		25.092	25.573	25.269			
2	23.988	24.187	25.135	24.032	1'37.342	255,9	9:53'23.551
3	23.682	24.036	25.193	24.054	1'36.965	259,6	9:55'00.516
4	23.633	23.956	24.866	23.875	1'36.330	260,8	9:56'36.846
5	23.647	23.985	24.813	23.891	1'36.336	255,9	9:58'13.182
6	23.653	23.855	24.913	23.899	1'36.320	257,1	9:59'49.502
7	23.785	23.856	25.310	23.951	1'36.902	261,4	10:01'26.404
20° 17 J. MCPHEE (1'36.353)							
1			26.833	27.752	29.599		
2	29.809	25.355	25.759	26.843	1'47.766C	251,3	9:53'46.466
3	23.863	23.981	25.520	24.141	1'37.505	255,3	9:55'23.971
4	23.613	23.969	25.359	23.824	1'36.765	251,3	9:57'00.736
5	23.679	23.792	25.279	23.894	1'36.644	253,6	9:58'37.380
6	23.504	23.822	25.221	23.806	1'36.353	253,6	10:00'13.733
21° 5 N. ANTONELLI (1'36.370)							
1		25.319	26.159	24.830			
2	24.134	24.346	25.450	24.095	1'38.025	253,6	9:53'34.026
3	23.797	24.326	25.041	23.903	1'37.067	254,8	9:55'11.093
4	23.818	24.371	25.709	24.197	1'38.095	255,3	9:56'49.188
5	23.592	23.998	24.970	23.966	1'36.526	261,4	9:58'25.714
6	23.571	24.045	24.876	23.878	1'36.370	254,8	10:00'02.084
7						256,5	
22° 27 K. TOBA (1'36.401)							
1		25.166	25.827	24.431			
2	23.935	24.236	25.006	25.006	1'37.164	257,7	9:53'23.762
3	23.719	24.145	25.042	23.954	1'36.860	261,4	9:55'00.622
4	23.745	24.085	24.851	23.876	1'36.557	263,3	9:56'37.179
5	23.696	24.144	24.781	23.780	1'36.401	257,7	9:58'13.580
6	23.713	24.108	25.301	23.837	1'36.959	257,1	9:59'50.539
7	23.623	24.095	24.929	23.837	1'36.484	256,5	10:01'27.023
23° 25 M. BRENNER (1'36.547)							
1							
2	42.733	25.186	26.012	24.237	1'58.168P		9:52'17.533
3	30.201	24.522	25.736	24.134	1'44.593C	254,8	9:54'02.126
4	23.963	24.433	25.261	23.987	1'37.644	253,6	9:55'39.770
5	23.713	23.961	25.162	23.921	1'36.757	253,6	9:57'16.527
6	23.604	23.917	25.082	23.944	1'36.547	254,2	9:58'53.074
7	23.562	24.094	25.100	23.929	1'36.685	255,3	10:00'29.759
24° 74 P. BIESIEKIRSKI (1'36.673)							
1		24.900	25.426	24.246			
2	23.756	24.244	25.289	24.202	1'37.491	254,8	9:53'18.531
3	24.040	24.224	25.183	24.015	1'37.462	254,8	9:54'55.993
4	23.615	24.166	25.118	23.961	1'36.860	254,8	9:56'32.853
5	23.646	24.207	25.195	23.924	1'36.972	254,8	9:58'09.825
6	23.642	24.067	25.063	23.901	1'36.673	256,5	9:59'46.498
7	23.554	24.079	25.404	23.902	1'36.939	255,3	10:01'23.437
25° 89 K. BIN PAWI (1'36.919)							
1		25.388	26.231	24.574			
2	23.999	24.162	36.817	28.291	1'53.269	258,4	9:53'40.830
3	24.321	29.793	25.650	24.311	1'44.075C	251,8	9:55'24.905
4	23.882	24.083	25.076	24.058	1'37.099	253,0	9:57'02.004
5	23.503	24.064	25.304	24.048	1'36.919	253,6	9:58'38.923
6	23.557	24.130	25.391	24.014	1'37.092	253,6	10:00'16.015
26° 20 M. VAN DER VOORT (1'36.940)							
1		24.921	25.679	44.331			

20/07/2024 P = Pits In/Out - C = Lap Time Cancelled

These data/results cannot be reproduced, stored and/or transmitted in whole or in part by any manner of electronic, mechanical, photocopying, recording, broadcasting or otherwise now known or herein after developed without the previous express consent by the copyright owner, except for reproduction in daily press and regular printed publications on sale to the public within 60 days of the event related to those data/results and always provided that copyright symbol appears together as follows below.

© DORNA WSBK ORGANIZATION Srl 2024





Autodrom Most 4.212 m

3 / 3

Czech Round, 19-21 July 2024
Chronological Analysis Warm Up 1

2	4'36.842	25.429	25.605	24.325	5'52.201P		9:57'55.942	3	23.833	24.958	25.456	24.070	1'38.317	255,3	9:55'06.503
3	24.027	24.201	24.918	24.212	1'37.358	246,2	9:59'33.300	4	23.898	24.345	25.368	24.177	1'37.788	255,9	9:56'44.291
4	23.826	24.352	24.882	23.880	1'36.940	246,7	10:01'10.240	5	23.691	24.297	25.428	24.167	1'37.583	254,8	9:58'21.874
								6	23.794	25.241	25.855	24.230	1'39.120	253,6	10:00'00.994
								7						254,8	

27° 68 L. POWER [1'37.069]

Lap	Seg.1	Seg.2	Seg.3	Seg.4	Lap Time	km/h	Local Time
1		24.762	25.744	24.114			
2	23.889	24.088	25.266	24.101	1'37.344	255,9	9:53'20.300
3	23.689	23.989	25.291	24.100	1'37.069	253,6	9:54'57.369
4	23.724	24.261	25.199	24.144	1'37.328	251,3	9:56'34.697
5	23.565	24.033	25.161	24.341	1'37.100	256,5	9:58'11.797
6	24.219	24.061	25.237	23.945	1'37.462	257,7	9:59'49.259
7	23.620	23.898	25.502	24.061	1'37.081	254,8	10:01'26.340

28° 51 A. SARMOON [1'37.087]

Lap	Seg.1	Seg.2	Seg.3	Seg.4	Lap Time	km/h	Local Time
1		25.098	25.735	24.236			
2	25.362	24.336	25.274	24.024	1'38.996C	253,0	9:53'23.154
3	23.747	24.192	25.136	24.212	1'37.287	258,4	9:55'00.441
4	24.105	24.255	25.195	24.333	1'37.888	255,9	9:56'38.329
5	23.573	24.259	25.051	24.204	1'37.087	253,6	9:58'15.416
6	23.674	26.062	26.640	27.216	1'43.592	255,3	9:59'59.008
7	23.741	24.546	25.686	24.219	1'38.192	251,3	10:01'37.200

29° 24 S. MINAMIMOTO [1'37.285]

Lap	Seg.1	Seg.2	Seg.3	Seg.4	Lap Time	km/h	Local Time
1		25.565	26.106	24.454			
2	24.392	24.379	25.219	23.849	1'37.839	257,7	9:53'25.679
3	28.723	25.420	25.965	24.728	1'44.836C	258,4	9:55'10.515
4	24.102	24.498	25.719	24.285	1'38.604	253,0	9:56'49.119
5	24.073	23.971	25.241	24.000	1'37.285	251,8	9:58'26.404
6	23.945	24.472	25.543	23.907	1'37.867	255,3	10:00'04.271

30° 22 F. FULIGNI [1'37.310]

Lap	Seg.1	Seg.2	Seg.3	Seg.4	Lap Time	km/h	Local Time
1		25.422	26.884	24.661			
2	24.179	24.292	25.492	24.410	1'38.373	253,6	9:53'39.397
3	24.724	25.585	26.120	26.209	1'42.638	253,0	9:55'22.035
4	24.656	26.255	25.738	24.245	1'40.894	241,9	9:57'02.929
5	29.455	24.782	25.415	24.304	1'43.956C	253,0	9:58'46.885
6	23.861	24.170	25.094	24.185	1'37.310	251,8	10:00'24.195

31° 3 R. DE ROSA [1'37.311]

Lap	Seg.1	Seg.2	Seg.3	Seg.4	Lap Time	km/h	Local Time
1		26.960	27.550	27.461			
2	24.364	24.371	25.392	24.334	1'38.461	244,0	9:53'35.290
3	24.179	24.274	25.335	24.633	1'38.421	245,6	9:55'13.711
4	24.253	24.291	25.335	24.149	1'38.028	244,0	9:56'51.739
5	23.945	24.109	25.170	24.412	1'37.636	245,6	9:58'29.375
6	24.004	24.124	24.997	24.186	1'37.311	243,5	10:00'06.686

32° 66 N. TUULI [1'37.469]

Lap	Seg.1	Seg.2	Seg.3	Seg.4	Lap Time	km/h	Local Time
1		28.161	31.807	35.082			
2	24.067	24.226	25.208	23.968	1'37.469	254,2	9:53'45.914
3	23.644	24.198	25.528	36.153	1'49.523P	253,0	9:55'35.437

33° 92 F. FEIGL [1'37.583]

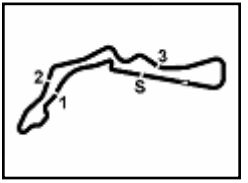
Lap	Seg.1	Seg.2	Seg.3	Seg.4	Lap Time	km/h	Local Time
1		26.224	25.700	24.482			
2	24.041	24.422	25.298	24.142	1'37.903	254,8	9:53'28.186

20/07/2024 P = Pits In/Out - C = Lap Time Cancelled

These data/results cannot be reproduced, stored and/or transmitted in whole or in part by any manner of electronic, mechanical, photocopying, recording, broadcasting or otherwise now known or herein after developed without the previous express consent by the copyright owner, except for reproduction in daily press and regular printed publications on sale to the public within 60 days of the event related to those data/results and always provided that copyright symbol appears together as follows below.

© DORNA WSBK ORGANIZATION Srl 2024





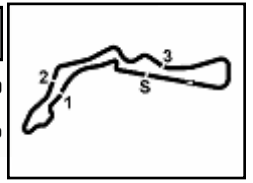
Czech Round, 19–21 July 2024
Best Laps & Speeds

No.	Rider	Nat	Best Lap		FP		SP		WUP1	
			LL	SPD	LL	SPD	LL	SPD	LL	SPD
1	55 Y. MONTELLA Ducati Panigale V2	ITA	1'34.126 43 262,7		1'34.882 22 260,8		1'34.126 16 262,1		1'34.650 5 262,7	
2	99 A. HUERTAS Ducati Panigale V2	ESP	1'34.281 40 261,4		1'35.176 18 257,1		1'34.281 17 261,4		1'34.357 5 260,2	
3	53 V. DEBISE Yamaha YZF R6	FRA	1'34.478 43 259,6		1'35.042 20 255,9		1'34.711 17 259,6		1'34.478 6 256,5	
4	62 S. MANZI Yamaha YZF R6	ITA	1'34.509 41 261,4		1'35.165 18 261,4		1'34.509 18 257,7		1'35.024 5 254,8	
5	54 B. SOFUOGLU MV Agusta F3 800 RR	TUR	1'34.927 34 264,6		1'35.492 18 262,1		1'35.145 10 259,6		1'34.927 6 264,6	
6	9 J. NAVARRO Ducati Panigale V2	ESP	1'35.090 40 259,0		1'35.379 20 259,0		1'35.187 15 259,0		1'35.090 5 257,1	
7	64 F. CARICASULO MV Agusta F3 800 RR	ITA	1'35.145 39 261,4		1'35.272 17 260,8		1'35.145 16 261,4		1'35.197 6 259,6	
8	23 M. SCHROETTER MV Agusta F3 800 RR	GER	1'35.206 38 259,0		1'35.206 18 259,0		1'35.236 15 259,0		1'35.615 5 255,9	
9	71 T. EDWARDS Ducati Panigale V2	AUS	1'35.302 45 261,4		1'36.366 21 258,4		1'35.302 18 260,2		1'36.320 6 261,4	
10	94 L. MAHIAS Yamaha YZF R6	FRA	1'35.407 37 259,6		1'35.937 19 257,1		1'35.407 13 259,6		1'35.556 5 258,4	
11	28 G. VAN STRAALLEN Yamaha YZF R6	NED	1'35.422 42 260,2		1'35.998 19 259,6		1'35.591 18 258,4		1'35.422 5 260,2	
12	50 D. VOSTATEK Triumph Street Triple RS 765	CZE	1'35.425 41 257,7		1'36.072 18 257,7		1'35.425 17 255,3		1'35.823 6 252,4	
13	61 C. ONCU Kawasaki ZX-6R	TUR	1'35.504 31 261,4		1'36.097 9 259,0		1'35.504 16 261,4		1'35.686 6 260,8	
14	69 T. BOOTH-AMOS Triumph Street Triple RS 765	GBR	1'35.504 35 257,1		1'36.277 12 253,6		1'35.504 17 257,1		1'35.854 6 251,8	
15	40 S. CORSI Ducati Panigale V2	ITA	1'35.545 51 256,5		1'36.832 25 255,3		1'36.134 20 255,3		1'35.545 6 256,5	
16	32 D. BAYLISS Ducati Panigale V2	AUS	1'35.656 45 258,4		1'35.656 23 258,4		1'35.853 16 258,4		1'36.001 6 257,7	
17	66 N. TUULI Ducati Panigale V2	FIN	1'35.846 17 257,1		1'35.912 3 257,1		1'35.846 12 256,5		1'37.469 2 254,2	
18	7 L. BALDASSARRI Triumph Street Triple RS 765	ITA	1'35.928 43 255,9		1'36.231 23 250,7		1'35.928 14 250,7		1'36.095 6 255,9	
19	4 S. ODENDAAL Yamaha YZF R6	RSA	1'35.933 48 260,2		1'36.640 21 256,5		1'35.933 21 259,0		1'35.982 6 260,2	
20	5 N. ANTONELLI Ducati Panigale V2	ITA	1'36.116 41 261,4		1'36.650 19 258,4		1'36.116 17 259,6		1'36.370 5 261,4	
21	17 J. MCPHEE Triumph Street Triple RS 765	GBR	1'36.148 42 257,7		1'36.148 21 257,7		1'36.220 16 255,9		1'36.353 5 255,3	
22	74 P. BIESIEKIRSKI Ducati Panigale V2	POL	1'36.284 44 256,5		1'36.708 21 256,5		1'36.284 17 256,5		1'36.673 6 256,5	
23	27 K. TOBA Honda CBR600RR	JPN	1'36.311 43 263,3		1'37.319 20 257,7		1'36.311 17 262,1		1'36.401 6 263,3	
24	19 G. GIANNINI Kawasaki ZX-6R	ITA	1'36.317 19 257,1		1'36.317 4 256,5		1'37.347 10 257,1		1'36.317 5 254,8	
25	68 L. POWER MV Agusta F3 800 RR	AUS	1'36.415 40 259,0		1'37.034 17 259,0		1'36.415 17 257,7		1'37.069 6 257,7	

20/07/2024

These data/results cannot be reproduced, stored and/or transmitted in whole or in part by any manner of electronic, mechanical, photocopying, recording, broadcasting or otherwise now known or herein after developed without the previous express consent by the copyright owner, except for reproduction in daily press and regular printed publications on sale to the public within 60 days of the event related to those data/results and always provided that copyright symbol appears together as follows below.

© DORNA WSBK ORGANIZATION Srl 2024



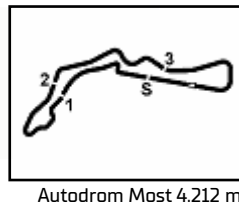
Czech Round, 19–21 July 2024
Best Laps & Speeds

No.	Rider	Nat	Best Lap		FP		SP		WUP1							
			LL	SPD	LL	SPD	LL	SPD	LL	SPD						
26	25 M. BRENNER Kawasaki ZX-6R	SUI	1'36.547 26	260,8	1'36.691 7	258,4	1'36.818 13	260,8	1'36.547 6	255,3						
27	22 F. FULIGNI Ducati Panigale V2	ITA	1'36.597 42	257,7	1'37.309 19	257,7	1'36.597 18	257,1	1'37.310 5	253,6						
28	51 A. SARMOON Yamaha YZF R6	THA	1'36.686 44	260,8	1'36.686 20	260,2	1'36.922 18	260,8	1'37.087 6	258,4						
29	89 K. BIN PAWI Honda CBR600RR	MAS	1'36.703 40	260,2	1'37.781 19	257,7	1'36.703 16	260,2	1'36.919 5	258,4						
30	20 M. VAN DER VOORT Yamaha YZF R6	NED	1'36.940 43	255,9	1'37.411 22	254,2	1'37.007 18	255,9	1'36.940 3	246,7						
31	3 R. DE ROSA QJMOTOR SRK 800 RR	ITA	1'37.060 44	250,7	1'38.316 20	246,2	1'37.060 19	250,7	1'37.311 5	245,6						
32	92 F. FEIGL Triumph Street Triple RS 765	CZE	1'37.239 40	258,4	1'37.239 20	258,4	1'37.347 15	257,1	1'37.583 5	255,9						
33	24 S. MINAMIMOTO Yamaha YZF R6	JPN	1'37.285 40	259,6	1'38.321 20	256,5	1'37.583 15	259,6	1'37.285 5	258,4						

20/07/2024

These data/results cannot be reproduced, stored and/or transmitted in whole or in part by any manner of electronic, mechanical, photocopying, recording, broadcasting or otherwise now known or herein after developed without the previous express consent by the copyright owner, except for reproduction in daily press and regular printed publications on sale to the public within 60 days of the event related to those data/results and always provided that copyright symbol appears together as follows below.


© DORNA WSBK ORGANIZATION Srl 2024




Czech Round, 19-21 July 2024
Weather Report Warm Up 1

Session started 09:50 - Session ended 10:03


Air Temperature



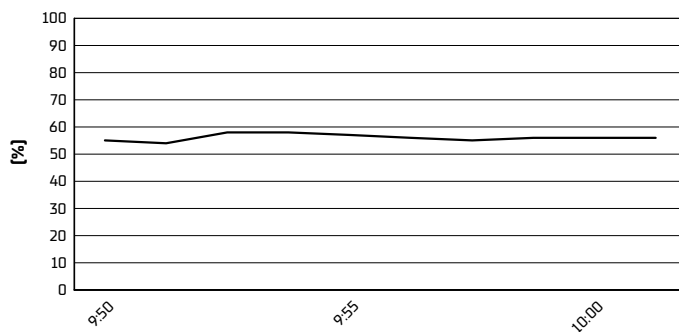
Track Temperature



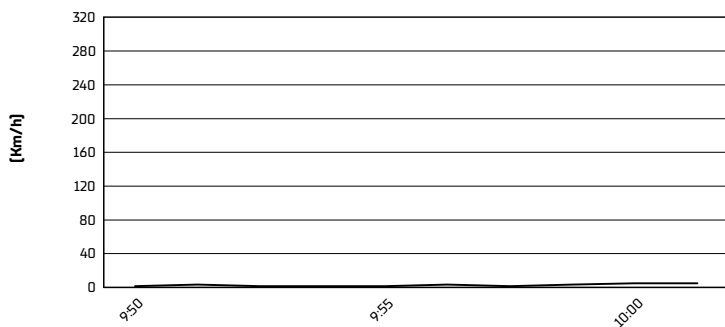
Air Pressure



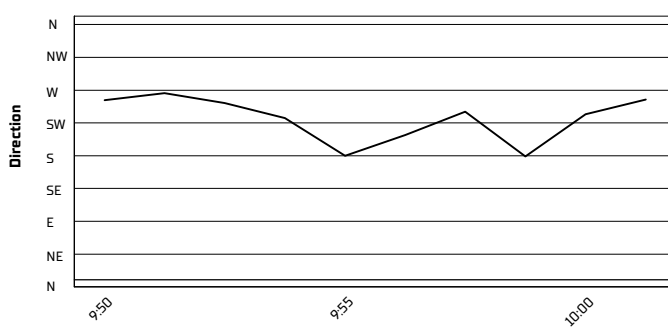
Humidity



Wind Speed



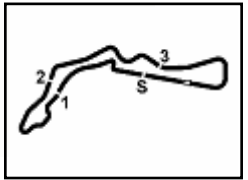
Wind Direction



20/07/2024

These data/results cannot be reproduced, stored and/or transmitted in whole or in part by any manner of electronic, mechanical, photocopying, recording, broadcasting or otherwise now known or herein after developed without the previous express consent by the copyright owner, except for reproduction in daily press and regular printed publications on sale to the public within 60 days of the event related to those data/results and always provided that copyright symbol appears together as follows below.

© DORNA WSBK ORGANIZATION Srl 2024



Autodrom Most 4.212 m

Czech Round, 19–21 July 2024

Starting Grid - Race 1 (19 Laps x 4,212 km = 80,028 km)

1	1	55 MONTELLA Y. Ducati 1'34.126	2	99 HUERTAS A. Ducati 1'34.281	3	62 MANZI S. Yamaha 1'34.509
2	4	53 DEBISE V. Yamaha 1'34.711	5	64 CARICASULO F. MV Agusta 1'35.145	6	54 SOFUOGLU B. MV Agusta 1'35.145
3	7	9 NAVARRO J. Ducati 1'35.187	8	23 SCHROETTER M. MV Agusta 1'35.236	9	71 EDWARDS T. Ducati 1'35.302
4	10	94 MAHIAS L. Yamaha 1'35.407	11	50 VOSTATEK O. Triumph 1'35.425	12	61 ONCU C. Kawasaki 1'35.504
5	13	69 BOOTH-AMOS T. Triumph 1'35.504	14	28 VAN STRAALEN G. Yamaha 1'35.591	15	66 TUULI N. Ducati 1'35.846
6	16	32 BAYLISS O. Ducati 1'35.853	17	7 BALDASSARRI L. Triumph 1'35.928	18	5 ANTONELLI N. Ducati 1'36.116
7	19	40 CORSI S. Ducati 1'36.134	20	17 MCPHEE J. Triumph 1'36.220	21	74 BIESIEKIRSKI P. Ducati 1'36.284
8	22	27 TOBA K. Honda 1'36.311	23	68 POWER L. MV Agusta 1'36.415	24	22 FULIGNI F. Ducati 1'36.597
9	25	89 BIN PAWI K. Honda 1'36.703	26	25 BRENNER M. Kawasaki 1'36.818	27	51 SARMOON A. Yamaha 1'36.922
10	28	20 VAN DER VOORT M. Yamaha 1'37.007	29	92 FEIGL F. Triumph 1'37.347	30	19 GIANNINI G. Kawasaki 1'37.347
11	31	24 MINAMIMOTO S. Yamaha 1'37.583	32	3 DE ROSA R. QJMOTOR 1'37.060	33	4 ODENDAAL S. Yamaha

N.4 (Odendaal S.) is allowed to start the race according to Art. 1.15.6 (FPs)
 N.17 (McPhee J.) has been penalized with a Long Lap Penalty due to irresponsible riding at Donington
 N.4 (Odendaal S.) has been penalized with a Long Lap Penalty - Slow Online
 N.3 (De Rosa R.) has been demoted by 3 grid positions - Slow Online

20/07/2024 The Race Director

* = Penalized

These data/results cannot be reproduced, stored and/or transmitted in whole or in part by any manner of electronic, mechanical, photocopying, recording, broadcasting or otherwise now known or herein after developed without the previous express consent by the copyright owner, except for reproduction in daily press and regular printed publications on sale to the public within 60 days of the event related to those data/results and always provided that copyright symbol appears together as follows below. © DORNA WSBK ORGANIZATION Srl 2024