

Autodrom Most 4.212 m

Czech Round, 19–21 July 2024
Results Race 1

Laps 12 = 50,544 Km - Time of Race 21'24.317 - Avg. 141,677 km/h

Pos	Grid	No. Rider	Nat	Team	Bike	LL	Gap	Rel.	Fastest Lap	Speed		
1	1	7 L. VENEMAN	NED	MTM Kawasaki	Kawasaki Ninja 400	12			1'46.047	203,0	1'46.137	204,9
2	9	22 M. GARCIA	ESP	KOVE Racing Team	Kove 321 RR-S	12	0.075	0.075	1'46.168	204,5	1'46.822	201,1
3	2	50 C. THOMPSON	AUS	Fusport-RT Motorsport by SKM-Kawasaki	Kawasaki Ninja 400	12	0.150	0.075	1'45.666	200,7	1'46.323	193,0
4	4	26 M. GENNAI	ITA	MTM Kawasaki	Kawasaki Ninja 400	12	0.214	0.064	1'45.746	203,3	1'46.366	199,3
5	6	58 I. IGLESIAS BRAVO	ESP	Fusport-RT Motorsport by SKM-Kawasaki	Kawasaki Ninja 400	12	0.398	0.184	1'46.113	201,5	1'46.531	202,2
6	16	69 O. SVENDSEN	DEN	Freudenberg KTM-PALIGO Racing	KTM RC 390 R	12	0.477	0.079	1'45.818	202,2	1'47.329	204,1
7	7	77 J. OSUNA SAEZ	ESP	DEZA-BOX 77 Racing Team	Kawasaki Ninja 400	12	8.735	8.258	1'46.380	203,3	1'46.671	196,8
8	12	57 A. MAHENDRA	INA	Team BrCorse	Yamaha YZF-R3	12	9.005	0.270	1'46.220	204,1	1'46.983	204,1
9	21	99 H. MAIER	BRA	MS Racing	Yamaha YZF-R3	12	9.276	0.271	1'46.446	201,5	1'47.995	197,1
10	15	38 D. SALVADOR	ESP	MS Racing	Yamaha YZF-R3	12	9.300	0.024	1'46.565	200,4	1'47.320	196,8
11	24	8 B. IERACI	ITA	Team ProDina Kawasaki	Kawasaki Ninja 400	12	9.368	0.068	1'46.411	203,3	1'48.292	203,3
12	3	43 M. GAGGI	ITA	Team BrCorse	Yamaha YZF-R3	12	10.796	1.428	1'46.339	203,0	1'46.335	201,5
13	P 8	56 G. PRATAMA	INA	ProGP NitiRacing	Yamaha YZF-R3	12	10.800	0.004	1'46.198	204,1	1'46.688	201,5
14	19	9 E. ERCOLANI	ITA	Yamaha Motocrossing WorldSSP300 Team	Yamaha YZF-R3	12	10.873	0.073	1'46.294	199,6	1'47.860	201,5
15	18	62 K. FONTAINHA	BRA	Yamaha AD78 FIM LA by MS Racing	Yamaha YZF-R3	12	10.906	0.033	1'46.450	201,1	1'47.642	196,8
16	22	31 E. BARTOLINI	ITA	Yamaha Motocrossing WorldSSP300 Team	Yamaha YZF-R3	12	11.046	0.140	1'46.506	205,6	1'48.020	204,5
17	5	47 F. SEABRIGHT	GBR	Kawasaki GP Project	Kawasaki Ninja 400	12	11.062	0.016	1'46.679	203,3	1'46.513	202,6
18	14	80 G. MANSO	BRA	Yamaha AD78 FIM LA by MS Racing	Yamaha YZF-R3	12	11.455	0.393	1'46.772	201,1	1'47.077	196,8
19	17	55 U. CALATAYUD	ESP	ARCO SASH MotoR University Team	Yamaha YZF-R3	12	15.305	3.850	1'47.266	204,5	1'47.352	203,7
20	13	48 J. GARCIA GONZALEZ	ESP	KOVE Racing Team	Kove 321 RR-S	12	17.393	2.088	1'47.400	201,8	1'47.032	205,6
21	10	1 J. BUIS	NED	Freudenberg KTM-PALIGO Racing	KTM RC 390 R	12	21.815	4.422	1'46.272	200,7	1'46.865	202,6
22	30	11 F. NOVOTNY	CZE	Accolade Smrz Racing BGR	Kawasaki Ninja 400	12	28.054	6.239	1'47.594	199,6	1'48.883	197,1
23	27	27 C. CLARK	USA	Accolade Smrz Racing BGR	Kawasaki Ninja 400	12	28.055	0.001	1'48.167	200,7	1'48.540	201,8
24	28	41 R. TRAGNI	ITA	Pata Yamaha AG Motorsport Italia	Yamaha YZF-R3	12	28.431	0.376	1'47.988	198,9	1'48.726	195,0
25	25	85 K. SABATUCCI	ITA	Team Flembbo-PL Performances	Kawasaki Ninja 400	12	29.939	1.508	1'47.940	199,6	1'48.407	194,0
26	32	29 G. ZANNINI	ITA	Team ProDina Kawasaki	Kawasaki Ninja 400	12	30.015	0.076	1'48.054	200,7	1'49.011	202,2
27	26	25 M. MARTELLA	ITA	Kawasaki GP Project	Kawasaki Ninja 400	12	30.165	0.150	1'48.005	199,6	1'48.511	198,9
28	31	86 D. TURECEK	CZE	Rohac & Fejta Motoracing Team	Kawasaki Ninja 400	12	30.383	0.218	1'47.495	200,7	1'48.960	201,5
29	33	14 K. QUINTAL	IND	Team#109 Retro Traffic Kawasaki	Kawasaki Ninja 400	12	39.613	9.230	1'48.942	196,8	1'49.143	197,1
30	23	66 P. TONN	GER	Freudenberg KTM-PALIGO Racing	KTM RC 390 R	12	54.876	15.263	1'46.308	204,9	1'48.255	203,3
Not Classified												
RET	29	23 S. DI SORA	FRA	ARCO SASH MotoR University Team	Yamaha YZF-R3	10	2 Laps		1'46.690	203,3	1'48.823	200,0
RET	20	17 R. BIJMAN	NED	Team Flembbo-PL Performances	Kawasaki Ninja 400	9	3 Laps		1'47.300	200,4	1'47.930	197,1
RET	11	91 M. VANNUCCI	ITA	Pata Yamaha AG Motorsport Italia	Yamaha YZF-R3	3	9 Laps		1'46.321	203,0	1'46.908	193,7

AIR	Humidity:	51%	Temp:	26°C
TRACK	Condition:	Dry	Temp:	41°C

Records	Pole [SP]	2024	L.Veneman	1'46.137	142,864 Km/h
	Race [RC1]	2021	A.Huertas	1'46.430	142,471 Km/h
	All Times [WUP]	2022	V.Steeman	1'45.332	143,956 Km/h
	Race Fastest Lap [New Record]	Lap 12	C.Thompson	1'45.666	143,501 Km/h

LAP LEADERS					
No. Rider	From	To	Laps	Total	
7 L. VENEMAN	1	1	1		
50 C. THOMPSON	2	2	1		
91 M. VANNUCCI	3	3	1	1	
58 I. IGLESIAS BRAVO	4	7	4		
50 C. THOMPSON	8	8	1	2	
58 I. IGLESIAS BRAVO	9	9	1	5	
26 M. GENNAI	10	10	1	1	
7 L. VENEMAN	11	12	2	3	

TOTAL LEADER LAPS					
No. Rider	Laps				
58 I. IGLESIAS BRAVO	30		50 C. THOMPSON		2
1 J. BUIS	8		55 U. CALATAYUD		2
88 D. MOGEDA	8		8 B. IERACI		1
48 J. GARCIA GONZALEZ	6		31 E. BARTOLINI		1
7 L. VENEMAN	5		43 M. GAGGI		1
91 M. VANNUCCI	5		53 P. SVOBODA		1
57 A. MAHENDRA	3		56 G. PRATAMA		1
26 M. GENNAI	2		85 K. SABATUCCI		1

Start 20/07/2024 12:45 End 13:11 The results are provisional until the end of the time limit for protests and appeals and the completion of the technical checks.

These data/results cannot be reproduced, stored and/or transmitted in whole or in part by any manner of electronic, mechanical, photocopying, recording, broadcasting or otherwise now known or herein after developed without the previous express consent by the copyright owner, except for reproduction in daily press and regular printed publications on sale to the public within 60 days of the event related to those data/results and always provided that copyright symbol appears together as follows below.

© DORNA WSBK ORGANIZATION Srl 2024



Czech Round, 19-21 July 2024
Results Race 1

Race Highlights

Time	No. Rider	Description
12.42.55		Warm Up Lap Started
12.45.00		Official Ambient Temperature: 26.9 degrees
12.45.59		Start of Session
12.46.08	1 J. BUIS	#1 Exited Pit Lane
12.46.45	57 A. MAHENDRA	#57 2X Long Lap Penalty - Irresponsible Riding
12.47.02	1 J. BUIS	#1 Long Lap Penalty - Irresponsible Riding
12.48.07		No Jump Starts
12.48.37	57 A. MAHENDRA	#57 1 of 2X Long Lap Penalty Completed
12.48.54	1 J. BUIS	#1 Long Lap Penalty Completed
12.51.30	91 M. VANNUCCI	#91 Current Lap Time Cancelled - Exceeded Track Limits - Turn 1
12.51.46	91 M. VANNUCCI	#91 Technical Problem - Turn 1
12.52.00	50 C. THOMPSON	#50 Lap Time Cancelled [1'46.780] - Exceeded Track Limits - Turn 13
12.52.19	57 A. MAHENDRA	#57 2 of 2X Long Lap Penalty Completed
12.52.32	91 M. VANNUCCI	#91 Not Actively Competing
12.57.04	17 R. BIJMAN	#17 Lap Time Cancelled [1'48.838] - Exceeded Track Limits - Turn
12.57.15	99 H. MAIER	#99 Lap Time Cancelled [1'46.425] - Exceeded Track Limits - Turn
12.58.49	99 H. MAIER	#99 Lap Time Cancelled [1'46.425] - Exceeded Track Limits - Turn
12.59.07	99 H. MAIER	#99 Lap Time Cancelled [1'46.425] - Exceeded Track Limits - Turn
12.59.58	66 P. TONN	#66 Crashed - Turn 15
13.00.09	66 P. TONN	#66 Rejoined
13.00.23		2/3 of Race Distance Completed
13.01.55	17 R. BIJMAN	#17 Lap Time Cancelled [1'48.338] - Yellow Flag - Turn 15-17
13.02.00	23 S. DI SORA	#23 Lap Time Cancelled [1'48.594] - Yellow Flag - Turn 15-17
13.02.05	1 J. BUIS	#1 Lap Time Cancelled [1'46.833] - Yellow Flag - Turn 15-17
13.02.10	56 G. PRATAMA	#56 Lap Time Cancelled [1'52.020] - Yellow Flag - Turn 15-17
13.02.11	17 R. BIJMAN	#17 Entered Pit Lane
13.02.15	11 F. NOVOTNY	#11 Lap Time Cancelled [1'48.587] - Yellow Flag - Turn 15-17
13.02.22	86 D. TURECEK	#86 Lap Time Cancelled [1'48.857] - Yellow Flag - Turn 15-17
13.02.27	27 C. CLARK	#27 Lap Time Cancelled [1'49.091] - Yellow Flag - Turn 15-17
13.02.32	25 M. MARTELLA	#25 Lap Time Cancelled [1'48.077] - Yellow Flag - Turn 15-17
13.02.37	41 R. TRAGNI	#41 Lap Time Cancelled [1'48.379] - Yellow Flag - Turn 15-17
13.02.42	29 G. ZANNINI	#29 Lap Time Cancelled [1'48.946] - Yellow Flag - Turn 15-17
13.02.47	85 K. SABATUCCI	#85 Lap Time Cancelled [1'48.781] - Yellow Flag - Turn 15-17
13.02.52	66 P. TONN	#66 Lap Time Cancelled [2'15.720] - Yellow Flag - Turn 15-17
13.02.57	14 K. QUINTAL	#14 Lap Time Cancelled [1'49.611] - Yellow Flag - Turn 15-17
13.03.16	17 R. BIJMAN	#17 Retired
13.03.56	47 F. SEABRIGHT	#47 Lap Time Cancelled [1'47.919] - Exceeded Track Limits - Turn
13.04.14	23 S. DI SORA	#23 Current Lap Time Cancelled - Exceeded Track Limits - Turn 1
13.05.13	23 S. DI SORA	#23 Technical Problem - Turn 12
13.06.00	23 S. DI SORA	#23 Not Actively Competing
13.08.59		Podium Confirmed
13.11.26		End of Session
13.18.04	56 G. PRATAMA	#56 Lap Time Cancelled [1'47.111] - Exceeded Track Limits - Turn 17
13.18.49	56 G. PRATAMA	#56 Penalized to Drop 1 Position - Exceeded Track Limits on Final Lap - Turn 17
13.19.08		Results Confirmed

Start End The results are provisional until the end of the time limit for protests and appeals and the completion of the technical checks.

20/07/2024 12:45 13:11

These data/results cannot be reproduced, stored and/or transmitted in whole or in part by any manner of electronic, mechanical, photocopying, recording, broadcasting or otherwise now known or herein after developed without the previous express consent by the copyright owner, except for reproduction in daily press and regular printed publications on sale to the public within 60 days of the event related to those data/results and always provided that copyright symbol appears together as follows below.

© DORNA WSBK ORGANIZATION Srl 2024

Czech Round, 19–21 July 2024
Riders Standings

Rider	Points	Points From First	Points From Previous	March 24		April 21		June 16		July 21		August 11		September 8		September 29		October 20	
				BARCELONA	ASSEN	MISANO	MOST	PORTIMAO	MAGNY-COURS	ARAGON	JEREZ								
1 IGLESIAS BRAVO Inigo [ESP]	109			3	25	16	13	25	16	11									
2 MAHENDRA Aldi Satya [INA]	94	15		20	8	8	5	20	25	8									
3 VENEMAN Loris [NED]	81	28	13	11	1	11	20	9	4	25									
4 MOGEDA Daniel [ESP]	63	46	18		13	25	25												
5 GARCIA Marc [ESP]	56	53	7	9		7		13	7	20									
6 BUIS Jeffrey [NED]	55	54	1	25				10	20										
7 SVOBODA Petr [CZE]	53	56	2	13	11	13	16												
8 GENNAI Mirko [ITA]	49	60	4	10	4			16	6	13									
9 GAGGI Marco [ITA]	48	61	1	7	6	6	9	5	11	4									
10 PRATAMA Galang Hendra [INA]	46	63	2		9	10	11		13	3									
11 IERACI Bruno [ITA]	36	73	10		16		8	4	3	5									
12 OSUNA SAEZ Jose Manuel [ESP]	36	73	0	3		4		11	9	9									
13 CALATAYUD Unai [ESP]	32	77	4		10	20		2											
14 DI SORA Samuel [FRA]	30	79	2	16	7		7												
15 SALVADOR David [ESP]	27	82	3	4				7	10	6									
16 GARCIA GONZALEZ Julio [ESP]	26	83	1		20		6												
17 BARTOLINI Elia [ITA]	23	86	3	5			10		8										
18 BIJMAN Ruben [NED]	22	87	1	8	5	9													
19 THOMPSON Carter [AUS]	16	93	6							16									
20 SVENDSEN Oliver [DEN]	10	99	6							10									
21 VANNUCCI Matteo [ITA]	10	99	0	2				8											
22 SEABRIGHT Fenton [GBR]	10	99	0		2	3		3	2										
23 MANSO Gustavo [BRA]	8	101	2			1	1	6											
24 MAIER Humberto [BRA]	7	102	1							7									
25 ERCOLANI Emiliano [ITA]	7	102	0						5	2									

20/07/2024 First Line: Championship Standings - Second Line: Ranking Progression
 These data/results cannot be reproduced, stored and/or transmitted in whole or in part by any manner of electronic, mechanical, photocopying, recording, broadcasting or otherwise now known or herein after developed without the previous express consent by the copyright owner, except for reproduction in daily press and regular printed publications on sale to the public within 60 days of the event related to those data/results and always provided that copyright symbol appears together as follows below.
 © DORNA WSBK ORGANIZATION Srl 2024

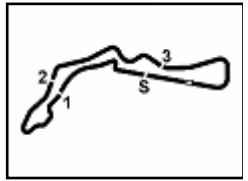
Czech Round, 19–21 July 2024
Riders Standings

	Points	Points From First	Points From Previous	March 24 BARCELONA	April 21 ASSEN	June 16 MISANO	July 21 MOST	August 11 PORTIMAO	September 8 MAGNY-COURS	September 29 ARAGON	October 20 JEREZ								
26 TONN Phillip (GER)	7	102	0		4	3													
27 CAZZANIGA Emanuele (ITA)	6	103	1	6															
28 CZARKOWSKI Dylan (NED)	5	104	1		5														
29 FONTAINHA Kevin (BRA)	4	105	1	1		2	1												
30 TRAGNI Raffaele (ITA)	3	106	1		2	1													
31 BOLANO HERNANDEZ	1	108	2				1												

20/07/2024 First Line: Championship Standings - Second Line: Ranking Progression

These data/results cannot be reproduced, stored and/or transmitted in whole or in part by any manner of electronic, mechanical, photocopying, recording, broadcasting or otherwise now known or herein after developed without the previous express consent by the copyright owner, except for reproduction in daily press and regular printed publications on sale to the public within 60 days of the event related to those data/results and always provided that copyright symbol appears together as follows below.

© DORNA WSBK ORGANIZATION Srl 2024



Autodrom Most 4.212 m

Czech Round, 19–21 July 2024
Pirelli Best Lap Award

	Points	Points From First	Points From Previous	March 24 BARCELONA	April 21 ASSEN	June 16 MISANO	July 21 MOST	August 11 PORTIMAO	September 8 MAGNY-COURS	September 29 ARAGON	October 20 JEREZ							
1 GENNAI Mirko [ITA]	2					1 1												
2 GARCIA GONZALEZ Julio [ESP]	2 0	1	1															
3 THOMPSON Carter [AUS]	1 1 1						1											
4 MAHENDRA Aldi Satya [INA]	1 1 0		1															
5 GARCIA Marc [ESP]	1 1 0	1																

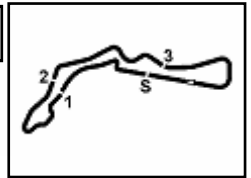
20/07/2024

First Line: Championship Standings - Second Line: Ranking Progression

These data/results cannot be reproduced, stored and/or transmitted in whole or in part by any manner of electronic, mechanical, photocopying, recording, broadcasting or otherwise now known or herein after developed without the previous express consent by the copyright owner, except for reproduction in daily press and regular printed publications on sale to the public within 60 days of the event related to those data/results and always provided that copyright symbol appears together as follows below.

© DORNA WSBK ORGANIZATION Srl 2024





Czech Round, 19-21 July 2024
Best Sectors & Speed Race 1

RESULTS			
1	7	L. VENEMAN	Kawasaki Ninja 400
2	22	M. GARCIA	Kove 321 RR-S
3	50	C. THOMPSON	Kawasaki Ninja 400
4	26	M. GENNAI	Kawasaki Ninja 400
5	58	I. IGLESIAS BRAVO	Kawasaki Ninja 400
6	69	O. SVENDSEN	KTM RC 390 R
7	77	J. OSUNA SAEZ	Kawasaki Ninja 400
8	57	A. MAHENDRA	Yamaha YZF-R3
9	99	H. MAIER	Yamaha YZF-R3
10	38	D. SALVADOR	Yamaha YZF-R3
11	8	B. IERACI	Kawasaki Ninja 400
12	43	M. GAGGI	Yamaha YZF-R3
13	56	G. PRATAMA	Yamaha YZF-R3
14	9	E. ERCOLANI	Yamaha YZF-R3
15	62	K. FONTAINHA	Yamaha YZF-R3
16	31	E. BARTOLINI	Yamaha YZF-R3
17	47	F. SEABRIGHT	Kawasaki Ninja 400
18	80	G. MANSO	Yamaha YZF-R3
19	55	U. CALATAYUD	Yamaha YZF-R3
20	48	J. GARCIA GONZALEZ	Kove 321 RR-S
21	1	J. BUIS	KTM RC 390 R
22	11	F. NOVOTNY	Kawasaki Ninja 400
23	27	C. CLARK	Kawasaki Ninja 400
24	41	R. TRAGNI	Yamaha YZF-R3
25	85	K. SABATUCCI	Kawasaki Ninja 400
26	29	G. ZANNINI	Kawasaki Ninja 400
27	25	M. MARTELLA	Kawasaki Ninja 400
28	86	D. TURECEK	Kawasaki Ninja 400
29	14	K. QUINTAL	Kawasaki Ninja 400
30	66	P. TONN	KTM RC 390 R
RET	23	S. DI SORA	Yamaha YZF-R3
RET	17	R. BIJMAN	Kawasaki Ninja 400
RET	91	M. VANNUCCI	Yamaha YZF-R3

SPEED			
1	31	E. BARTOLINI	Yamaha YZF-R3
2	66	P. TONN	KTM RC 390 R
3	55	U. CALATAYUD	Yamaha YZF-R3
4	22	M. GARCIA	Kove 321 RR-S
5	57	A. MAHENDRA	Yamaha YZF-R3
6	56	G. PRATAMA	Yamaha YZF-R3
7	8	B. IERACI	Kawasaki Ninja 400
8	47	F. SEABRIGHT	Kawasaki Ninja 400
9	23	S. DI SORA	Yamaha YZF-R3
10	26	M. GENNAI	Kawasaki Ninja 400
11	77	J. OSUNA SAEZ	Kawasaki Ninja 400
12	91	M. VANNUCCI	Yamaha YZF-R3
13	43	M. GAGGI	Yamaha YZF-R3
14	7	L. VENEMAN	Kawasaki Ninja 400
15	69	O. SVENDSEN	KTM RC 390 R
16	48	J. GARCIA GONZALEZ	Kove 321 RR-S
17	58	I. IGLESIAS BRAVO	Kawasaki Ninja 400
18	99	H. MAIER	Yamaha YZF-R3
19	62	K. FONTAINHA	Yamaha YZF-R3
20	80	G. MANSO	Yamaha YZF-R3
21	29	G. ZANNINI	Kawasaki Ninja 400
22	50	C. THOMPSON	Kawasaki Ninja 400
23	27	C. CLARK	Kawasaki Ninja 400
24	1	J. BUIS	KTM RC 390 R
25	86	D. TURECEK	Kawasaki Ninja 400
26	17	R. BIJMAN	Kawasaki Ninja 400
27	38	D. SALVADOR	Yamaha YZF-R3
28	9	E. ERCOLANI	Yamaha YZF-R3
29	11	F. NOVOTNY	Kawasaki Ninja 400
30	25	M. MARTELLA	Kawasaki Ninja 400
31	85	K. SABATUCCI	Kawasaki Ninja 400
32	41	R. TRAGNI	Yamaha YZF-R3
33	14	K. QUINTAL	Kawasaki Ninja 400

SEG. 1	
1	50 C. THOMPSON 27.016
2	26 M. GENNAI 27.165
3	8 B. IERACI 27.241
4	43 M. GAGGI 27.242
5	69 O. SVENDSEN 27.263
6	9 E. ERCOLANI 27.266
7	7 L. VENEMAN 27.278
8	56 G. PRATAMA 27.288
9	22 M. GARCIA 27.318
10	58 I. IGLESIAS BRAVO 27.329
11	1 J. BUIS 27.345
12	31 E. BARTOLINI 27.361
13	57 A. MAHENDRA 27.364
14	38 D. SALVADOR 27.436
15	77 J. OSUNA SAEZ 27.441
16	48 J. GARCIA GONZALEZ 27.457
17	55 U. CALATAYUD 27.470
18	66 P. TONN 27.476
19	99 H. MAIER 27.478
20	91 M. VANNUCCI 27.488
21	47 F. SEABRIGHT 27.499
22	62 K. FONTAINHA 27.501
23	80 G. MANSO 27.554
24	17 R. BIJMAN 27.581
25	86 D. TURECEK 27.637
26	23 S. DI SORA 27.639
27	11 F. NOVOTNY 27.694
28	27 C. CLARK 27.710
29	85 K. SABATUCCI 27.784
30	41 R. TRAGNI 27.788
31	25 M. MARTELLA 27.808
32	29 G. ZANNINI 27.942
33	14 K. QUINTAL 27.947

SEG. 2	
1	58 I. IGLESIAS BRAVO 25.732
2	50 C. THOMPSON 25.735
3	22 M. GARCIA 25.757
4	26 M. GENNAI 25.775
5	7 L. VENEMAN 25.818
6	69 O. SVENDSEN 25.826
7	91 M. VANNUCCI 25.949
8	47 F. SEABRIGHT 25.959
9	1 J. BUIS 25.963
10	77 J. OSUNA SAEZ 25.978
11	57 A. MAHENDRA 26.008
12	80 G. MANSO 26.031
13	56 G. PRATAMA 26.037
14	66 P. TONN 26.046
15	38 D. SALVADOR 26.053
16	8 B. IERACI 26.067
17	62 K. FONTAINHA 26.078
18	43 M. GAGGI 26.089
19	31 E. BARTOLINI 26.093
20	9 E. ERCOLANI 26.110
21	99 H. MAIER 26.113
22	55 U. CALATAYUD 26.163
23	48 J. GARCIA GONZALEZ 26.166
24	17 R. BIJMAN 26.184
25	23 S. DI SORA 26.218
26	27 C. CLARK 26.222
27	29 G. ZANNINI 26.299
28	25 M. MARTELLA 26.314
29	85 K. SABATUCCI 26.316
30	41 R. TRAGNI 26.360
31	11 F. NOVOTNY 26.366
32	86 D. TURECEK 26.387
33	14 K. QUINTAL 26.793

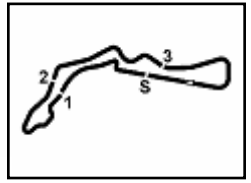
SEG. 3	
1	58 I. IGLESIAS BRAVO 26.037
2	50 C. THOMPSON 26.099
3	7 L. VENEMAN 26.106
4	38 D. SALVADOR 26.108
5	62 K. FONTAINHA 26.120
6	26 M. GENNAI 26.142
7	91 M. VANNUCCI 26.166
8	69 O. SVENDSEN 26.168
9	43 M. GAGGI 26.172
10	8 B. IERACI 26.175
11	57 A. MAHENDRA 26.177
12	66 P. TONN 26.189
13	77 J. OSUNA SAEZ 26.203
14	99 H. MAIER 26.206
15	22 M. GARCIA 26.225
16	56 G. PRATAMA 26.234
17	31 E. BARTOLINI 26.239
18	9 E. ERCOLANI 26.267
19	47 F. SEABRIGHT 26.269
20	23 S. DI SORA 26.278
21	80 G. MANSO 26.329
22	1 J. BUIS 26.354
23	55 U. CALATAYUD 26.379
24	11 F. NOVOTNY 26.451
25	17 R. BIJMAN 26.452
26	48 J. GARCIA GONZALEZ 26.471
27	86 D. TURECEK 26.617
28	27 C. CLARK 26.757
29	14 K. QUINTAL 26.759
30	29 G. ZANNINI 26.780
31	85 K. SABATUCCI 26.791
32	25 M. MARTELLA 26.796
33	41 R. TRAGNI 26.826

SEG. 4	
1	8 B. IERACI 26.254
2	69 O. SVENDSEN 26.289
3	56 G. PRATAMA 26.304
4	58 I. IGLESIAS BRAVO 26.324
5	57 A. MAHENDRA 26.343
6	26 M. GENNAI 26.345
7	99 H. MAIER 26.350
8	77 J. OSUNA SAEZ 26.378
9	91 M. VANNUCCI 26.381
10	38 D. SALVADOR 26.383
11	43 M. GAGGI 26.391
12	50 C. THOMPSON 26.426
13	47 F. SEABRIGHT 26.437
14	55 U. CALATAYUD 26.439
15	9 E. ERCOLANI 26.440
16	31 E. BARTOLINI 26.453
17	66 P. TONN 26.472
18	7 L. VENEMAN 26.487
19	22 M. GARCIA 26.491
20	80 G. MANSO 26.496
21	62 K. FONTAINHA 26.509
22	23 S. DI SORA 26.531
23	48 J. GARCIA GONZALEZ 26.569
24	1 J. BUIS 26.587
25	17 R. BIJMAN 26.599
26	11 F. NOVOTNY 26.678
27	41 R. TRAGNI 26.765
28	86 D. TURECEK 26.773
29	27 C. CLARK 26.773
30	29 G. ZANNINI 26.783
31	25 M. MARTELLA 26.909
32	85 K. SABATUCCI 26.930
33	14 K. QUINTAL 27.086

20/07/2024

These data/results cannot be reproduced, stored and/or transmitted in whole or in part by any manner of electronic, mechanical, photocopying, recording, broadcasting or otherwise now known or herein after developed without the previous express consent by the copyright owner, except for reproduction in daily press and regular printed publications on sale to the public within 60 days of the event related to those data/results and always provided that copyright symbol appears together as follows below.

© DORNA WSBK ORGANIZATION Srl 2024



Autodrom Most 4.212 m

Czech Round, 19–21 July 2024
Lap Chart Race 1

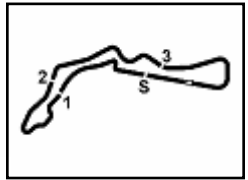
		Lap											
	1	2	3	4	5	6	7	8	9	10	11	12	
1	7	50	91	58	58	58	58	50	58	26	7	7	
2	58	7	50	50	50	50	50	58	26	58	58	22	
3	50	91	58	7	7	7	7	7	50	7	26	50	
4	22	22	7	22	22	22	26	26	7	50	69	26	
5	91	58	22	26	26	26	69	69	69	69	22	58	
6	26	69	26	69	69	69	22	22	22	22	50	69	
7	69	26	69	8	8	8	56	8	57	77	77	77	
8	48	47	8	47	47	47	99	77	99	38	8	57	
9	77	38	47	48	56	56	38	57	38	43	99	99	
10	47	48	48	38	99	99	66	38	77	99	38	38	
11	57	8	99	77	38	66	8	99	43	8	57	8	
12	38	99	38	99	77	38	77	43	8	57	43	56	
13	55	55	57	56	66	77	57	47	31	31	31	43	
14	8	77	77	66	31	57	47	31	47	47	47	9	
15	31	57	56	31	57	31	43	9	56	56	56	62	
16	99	56	55	9	48	43	31	62	9	9	9	31	
17	66	31	31	57	43	9	62	80	62	62	62	47	
18	17	66	66	62	9	48	9	48	80	80	80	80	
19	56	9	9	55	62	62	48	56	55	55	55	55	
20	62	62	62	43	55	80	80	55	48	48	48	48	
21	80	80	43	17	80	55	55	17	23	23	1	1	
22	9	17	23	80	17	17	23	23	1	1	11	11	
23	23	23	17	23	23	23	17	1	11	11	27	27	
24	25	43	80	11	27	1	1	11	86	41	41	41	
25	27	86	11	27	11	86	27	27	27	27	86	85	
26	43	27	27	86	86	11	11	86	25	85	85	29	
27	86	11	85	41	85	85	86	25	41	86	25	25	
28	41	25	86	85	41	27	29	41	85	25	29	86	
29	29	29	29	29	29	41	41	29	29	29	14	14	
30	11	85	41	25	25	29	25	85	17	14	66	66	
31	85	41	25	1	1	25	85	14	14	66			
32	14	14	14	14	14	14	14	66	66				
33	1	1	1										

Final Result		
1	7 L. VENEMAN	Laps 12
2	22 M. GARCIA	0.075
3	50 C. THOMPSON	0.150
4	26 M. GENNAI	0.214
5	58 I. IGLESIAS BRAVO	0.398
6	69 D. SVENDSEN	0.477
7	77 J. OSUNA SAEZ	8.735
8	57 A. MAHENDRA	9.005
9	99 H. MAIER	9.276
10	38 D. SALVADOR	9.300
11	8 B. IERACI	9.368
12	43 M. GAGGI	10.796
13	56 G. PRATAMA (P)	10.800
14	9 E. ERCOLANI	10.873
15	62 K. FONTAINHA	10.906
16	31 E. BARTOLINI	11.046
17	47 F. SEABRIGHT	11.062
18	80 G. MANSO	11.455
19	55 U. CALATAYUD	15.305
20	48 J. GARCIA GONZALEZ	17.393
21	1 J. BUIS	21.815
22	11 F. NOVOTNY	28.054
23	27 C. CLARK	28.055
24	41 R. TRAGNI	28.431
25	85 K. SABATUCCI	29.939
26	29 G. ZANNINI	30.015
27	25 M. MARTELLA	30.165
28	86 D. TURECEK	30.383
29	14 K. QUINTAL	39.613
30	66 P. TONN	54.876
RET	23 S. DI SORA	2 Laps
RET	17 R. BUJMAN	3 Laps
RET	91 M. VANNUCCI	9 Laps

20/07/2024

These data/results cannot be reproduced, stored and/or transmitted in whole or in part by any manner of electronic, mechanical, photocopying, recording, broadcasting or otherwise now known or herein after developed without the previous express consent by the copyright owner, except for reproduction in daily press and regular printed publications on sale to the public within 60 days of the event related to those data/results and always provided that copyright symbol appears together as follows below.

© DORNA WSBK ORGANIZATION Srl 2024



Autodrom Most 4.212 m

Czech Round, 19-21 July 2024
Chronological Analysis Race 1

Start at 12:45'52.830

1 / 4

1° 7 L. VENEMAN [1'46.047]							
Lap	Seg1	Seg2	Seg3	Seg4	Lap Time	km/h	Local Time
1		26.198	26.359	26.755	1'52.328	146,2	12:47'45.158
2	27.930	26.005	26.162	26.541	1'46.638	191,3	12:49'31.796
3	27.594	26.094	26.529	26.819	1'47.036	195,0	12:51'18.832
4	27.346	25.893	26.356	26.684	1'46.279	201,1	12:53'05.111
5	27.656	26.078	26.566	26.487	1'46.787	196,8	12:54'51.898
6	27.335	25.964	26.106	26.642	1'46.047	196,1	12:56'37.945
7	27.437	25.818	26.254	26.588	1'46.097	197,8	12:58'24.042
8	27.325	26.022	26.375	26.668	1'46.390	200,0	13:00'10.432
9	27.436	25.993	26.258	26.986	1'46.673	196,1	13:01'57.105
10	27.389	26.262	26.427	26.563	1'46.641	203,0	13:03'43.746
11	27.278	26.213	26.325	26.915	1'46.731	199,3	13:05'30.477
12	27.778	25.927	26.240	26.725	1'46.670	189,0	13:07'17.147

Race Time 21'24.317

2° 22 M. GARCIA [1'46.168]							
Lap	Seg1	Seg2	Seg3	Seg4	Lap Time	km/h	Local Time
1		25.968	26.225	26.612	1'52.610	153,8	12:47'45.440
2	27.636	26.105	26.394	26.527	1'46.662	199,6	12:49'32.102
3	27.511	25.986	26.740	26.649	1'46.886	197,8	12:51'18.988
4	27.444	25.757	26.441	26.526	1'46.168	200,0	12:53'05.156
5	27.461	25.998	26.641	26.687	1'46.787	200,0	12:54'51.943
6	27.359	25.964	26.323	26.566	1'46.212	198,2	12:56'38.155
7	27.479	25.991	26.627	26.561	1'46.658	200,0	12:58'24.813
8	27.318	25.969	26.454	26.532	1'46.273	199,3	13:00'11.086
9	27.391	25.897	26.396	26.491	1'46.175	198,9	13:01'57.261
10	27.396	26.499	26.406	26.549	1'46.850	204,5	13:03'44.111
11	27.365	26.324	26.642	26.502	1'46.833	203,3	13:05'30.944
12	27.351	25.921	26.388	26.618	1'46.278	203,7	13:07'17.222

Race Time 21'24.392

3° 50 C. THOMPSON [1'45.666]							
Lap	Seg1	Seg2	Seg3	Seg4	Lap Time	km/h	Local Time
1		26.290	26.497	26.426	1'52.511	144,5	12:47'45.341
2	27.416	25.864	26.338	26.818	1'46.436	195,4	12:49'31.777
3	27.640	25.876	26.524	26.740	1'46.780	190,0	12:51'18.557
4	27.438	25.785	26.471	26.625	1'46.319	193,3	12:53'04.876
5	27.805	25.976	26.197	26.673	1'46.651	192,0	12:54'51.527
6	27.353	25.884	26.099	26.785	1'46.121	195,0	12:56'37.648
7	27.424	25.735	26.325	26.752	1'46.236	190,6	12:58'23.884
8	27.530	25.924	26.185	26.771	1'46.410	191,3	13:00'10.294
9	27.531	25.904	26.284	26.921	1'46.640	190,6	13:01'56.934
10	27.445	26.303	26.402	26.714	1'46.864	200,7	13:03'43.798
11	27.406	26.386	27.024	27.017	1'47.833	196,4	13:05'31.631
12	27.016	25.870	26.151	26.629	1'45.666	196,4	13:07'17.297

Race Time 21'24.467

4° 26 M. GENNAI [1'45.746]							
Lap	Seg1	Seg2	Seg3	Seg4	Lap Time	km/h	Local Time
1		26.142	26.308	26.345	1'52.846	148,8	12:47'45.676
2	27.672	26.437	26.277	26.409	1'46.795	203,3	12:49'32.473
3	28.085	26.146	26.201	26.570	1'47.002	201,1	12:51'19.471
4	27.165	26.001	26.142	26.438	1'45.746	197,1	12:53'05.219
5	27.580	26.186	26.513	26.538	1'46.817	200,0	12:54'52.036
6	27.348	26.014	26.262	26.566	1'46.190	200,0	12:56'38.226
7	27.241	25.778	26.465	26.461	1'45.945	197,1	12:58'24.171
8	27.508	25.926	26.354	26.672	1'46.460	201,1	13:00'10.631
9	27.444	25.889	26.270	26.551	1'46.154	200,0	13:01'56.785
10	27.356	26.010	26.393	27.002	1'46.761	196,4	13:03'43.546
11	27.633	26.278	26.446	26.699	1'47.056	190,0	13:05'30.602
12	27.501	25.775	26.511	26.972	1'46.759	194,7	13:07'17.361

Race Time 21'24.531

5° 58 I. IGLESIAS BRAVO [1'46.113]							
Lap	Seg1	Seg2	Seg3	Seg4	Lap Time	km/h	Local Time
1							
2							

1		26.392	26.090	26.669	1'52.337	148,6	12:47'45.167
2	28.086	26.096	26.570	26.324	1'47.076	190,3	12:49'32.243
3	27.845	26.014	26.037	26.573	1'46.469	201,5	12:51'18.712
4	27.379	25.732	26.236	26.766	1'46.113	198,9	12:53'04.825
5	27.566	25.921	26.093	26.815	1'46.395	192,0	12:54'51.220
6	27.476	26.010	26.273	26.666	1'46.425	190,6	12:56'37.645
7	27.582	25.844	26.155	26.639	1'46.220	191,6	12:58'23.865
8	27.897	26.011	26.125	26.484	1'46.517	190,3	13:00'10.382
9	27.329	25.866	26.243	26.829	1'46.267	195,0	13:01'56.649
10	27.647	26.123	26.298	26.885	1'46.953	191,6	13:03'43.602
11	27.432	26.330	26.425	26.789	1'46.976	193,3	13:05'30.578
12	27.335	25.795	26.649	27.188	1'46.967	194,7	13:07'17.545

Race Time 21'24.715

6° 69 O. SVENDSEN [1'45.818]							
Lap	Seg1	Seg2	Seg3	Seg4	Lap Time	km/h	Local Time
1		26.453	26.218	26.289	1'53.188	158,4	12:47'46.018
2	27.392	26.229	26.168	26.625	1'46.414	200,4	12:49'32.432
3	28.147	26.390	26.250	26.441	1'47.228	202,2	12:51'19.660
4	27.263	25.899	26.255	26.401	1'45.818	200,0	12:53'05.478
5	27.456	26.188	26.524	26.654	1'46.822	201,8	12:54'52.300
6	27.304	26.041	26.177	26.585	1'46.107	199,3	12:56'38.407
7	27.428	25.845	26.384	26.504	1'46.161	199,3	12:58'24.568
8	27.300	25.973	26.340	26.530	1'46.143	197,8	13:00'10.711
9	27.646	25.826	26.317	26.657	1'46.446	202,2	13:01'57.157
10	27.489	26.208	26.456	26.637	1'46.790	202,2	13:03'43.947
11	27.351	26.171	26.653	26.659	1'46.834	201,8	13:05'30.781
12	27.781	26.048	26.213	26.801	1'46.843	201,1	13:07'17.624

Race Time 21'24.794

7° 77 J. OSUNA SAEZ [1'46.380]							
Lap	Seg1	Seg2	Seg3	Seg4	Lap Time	km/h	Local Time
1		26.808	26.367	26.378	1'53.665	148,6	12:47'46.495
2	28.212	26.510	26.682	26.681	1'48.085	200,7	12:49'34.580
3	27.753	26.248	26.376	26.894	1'47.271	198,6	12:51'21.851
4	27.688	25.990	26.582	27.191	1'47.451	202,6	12:53'09.302
5	27.817	26.303	26.409	26.410	1'46.939	199,3	12:54'56.241
6	27.991	26.033	26.261	26.400	1'46.685	189,0	12:56'42.926
7	27.801	26.321	26.359	26.578	1'47.059	203,3	12:58'29.985
8	27.441	26.050	26.641	27.005	1'47.137	197,8	13:00'17.122
9	28.076	26.453	26.652	26.695	1'47.876	191,0	13:02'04.998
10	27.965	26.081	26.650	26.884	1'47.580	194,0	13:03'52.578
11	27.644	26.250	26.278	26.752	1'46.924	188,7	13:05'39.502
12	27.511	25.978	26.203	26.688	1'46.380	190,6	13:07'25.882

Race Time 21'33.052

8° 57 A. MAHENDRA [1'46.220]							
Lap	Seg1	Seg2	Seg3	Seg4	Lap Time	km/h	Local Time
1		26.939	26.362	26.343	1'53.815	154,4	12:47'46.645
2	27.364	27.871	26.207	26.616	1'48.058	204,1	12:49'34.703
3	27.644	26.125	26.220	27.098	1'47.087	202,2	12:51'21.790
4	27.599	27.957	26.284	26.461	1'48.301	200,0	12:53'10.091
5	27.582	26.364	26.488	26.579	1'47.013	200,7	12:54'57.104
6	27.530	26.160	26.412	26.727	1'46.829	196,4	12:56'43.933
7	27.465	26.023	26.220	26.537	1'46.245	193,7	12:58'30.178
8	27.755	26.008	26.568	26.670	1'47.001	196,1	13:00'17.179
9	27.887	26.219	26.591	26.917	1'47.614	192,0	13:02'04.793
10	28.178	26.170	27.119	26.886	1'48.353	187,7	13:03'53.146
11	27.884	26.080	26.242	26.580	1'46.786	195,4	13:05'39.932
12	27.435	26.137	26.177	26.471	1'46.220	201,5	13:07'26.152

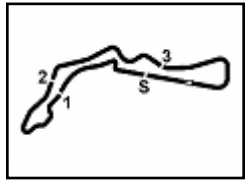
Race Time 21'33.322

9° 99 H. MAIER [1'46.446]							
Lap	Seg1	Seg2	Seg3	Seg4	Lap Time	km/h	Local Time
1		26.808	26.304	26.446	1'54.720	158,9	12:47'47.550
2	27.505	26.334	26.257	26.350	1'46.446	200,0	12:49'33.996

20/07/2024 P = Pits In/Out - C = Lap Time Cancelled

These data/results cannot be reproduced, stored and/or transmitted in whole or in part by any manner of electronic, mechanical, photocopying, recording, broadcasting or otherwise now known or herein after developed without the previous express consent by the copyright owner, except for reproduction in daily press and regular printed publications on sale to the public within 60 days of the event related to those data/results and always provided that copyright symbol appears together as follows below.

© DORNA WSBK ORGANIZATION Srl 2024



Autodrom Most 4.212 m

Czech Round, 19-21 July 2024
Chronological Analysis Race 1

Start at 12:45'52.830

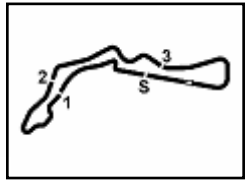
2 / 4

Lap	Seg1	Seg2	Seg3	Seg4	Lap Time	km/h	Local Time
3	27.478	26.482	26.638	27.041	1'47.639	198,2	12:51'21.635
4	27.509	26.124	26.985	27.124	1'47.742	197,5	12:53'09.377
5	27.650	26.228	26.455	26.496	1'46.829	201,5	12:54'56.206
6	27.545	26.232	26.220	26.428	1'46.425C	192,0	12:56'42.631
7	27.560	26.316	26.294	26.984	1'47.154	199,3	12:58'29.785
8	28.135	26.184	26.562	26.585	1'47.466	191,6	13:00'17.251
9	27.863	26.456	26.585	26.787	1'47.691	196,4	13:02'04.942
10	27.723	26.255	27.016	26.972	1'47.966	195,0	13:03'52.908
11	27.693	26.216	26.317	26.665	1'46.891	199,3	13:05'39.799
12	27.491	26.113	26.206	26.814	1'46.624	195,7	13:07'26.423
Race Time 21'33.593							
14° 9 E. ERCOLANI [1'46.294]							
Lap	Seg1	Seg2	Seg3	Seg4	Lap Time	km/h	Local Time
1		27.097	26.540	26.998	1'55.963	157,3	12:47'48.793
2	27.731	26.144	26.288	26.568	1'46.731	199,6	12:49'35.524
3	27.427	26.415	26.320	26.616	1'46.778	195,4	12:51'22.302
4	28.144	26.506	26.328	26.578	1'47.556	195,7	12:53'09.858
5	27.759	26.517	26.545	26.900	1'47.721	198,6	12:54'57.579
6	27.801	26.278	26.757	26.866	1'47.702	199,6	12:56'45.281
7	27.742	26.431	26.716	26.723	1'47.612	192,3	12:58'32.893
8	27.774	26.172	26.468	26.910	1'47.324	192,6	13:00'20.217
9	28.179	26.110	26.482	26.845	1'47.616	189,0	13:02'07.833
10	27.604	26.353	26.267	26.583	1'46.807	191,0	13:03'54.640
11	27.266	26.212	26.376	26.440	1'46.294	194,7	13:05'40.934
12	27.705	26.395	26.332	26.654	1'47.086	196,4	13:07'28.020
Race Time 21'35.190							
15° 62 K. FONTAINHA [1'46.450]							
Lap	Seg1	Seg2	Seg3	Seg4	Lap Time	km/h	Local Time
1		26.947	26.695	26.604	1'55.488	156,6	12:47'48.318
2	28.032	26.327	26.508	26.597	1'47.464	194,3	12:49'35.782
3	27.791	26.208	26.306	26.873	1'47.178	196,4	12:51'22.960
4	27.849	26.387	26.249	26.673	1'47.158	194,7	12:53'10.118
5	27.957	26.552	26.410	26.612	1'47.531	201,1	12:54'57.649
6	27.859	26.309	26.756	26.889	1'47.813	200,7	12:56'45.462
7	27.501	26.462	26.421	27.036	1'47.420	198,9	12:58'32.882
8	27.796	26.324	26.472	26.825	1'47.417	194,0	13:00'20.299
9	28.151	26.230	26.453	26.866	1'47.700	194,3	13:02'07.999
10	27.728	26.100	26.383	26.651	1'46.862	197,5	13:03'54.861
11	27.637	26.229	26.158	26.718	1'46.742	198,6	13:05'41.603
12	27.743	26.078	26.120	26.509	1'46.450	194,0	13:07'28.053
Race Time 21'35.223							
16° 31 E. BARTOLINI [1'46.506]							
Lap	Seg1	Seg2	Seg3	Seg4	Lap Time	km/h	Local Time
1		27.235	26.449	26.453	1'54.585	159,8	12:47'47.415
2	27.361	26.614	26.626	26.873	1'47.474	198,2	12:49'34.889
3	27.856	26.397	26.239	26.833	1'47.325	201,8	12:51'22.214
4	27.690	26.286	26.398	26.884	1'47.258	202,6	12:53'09.472
5	27.884	26.425	26.292	26.509	1'47.110	201,8	12:54'56.582
6	27.789	26.320	26.515	27.040	1'47.664	201,1	12:56'44.246
7	27.427	26.267	26.675	26.611	1'46.980	197,8	12:58'31.226
8	27.476	26.093	26.422	26.515	1'46.506	199,3	13:00'17.732
9	27.860	26.652	26.596	26.631	1'47.739	201,8	13:02'05.471
10	27.952	26.161	26.891	26.674	1'47.678	201,1	13:03'53.149
11	27.938	26.245	26.350	26.466	1'46.999	198,9	13:05'40.148
12	28.003	26.506	26.438	27.098	1'48.045	205,6	13:07'28.193
Race Time 21'35.363							
17° 47 F. SEABRIGHT [1'46.679]							
Lap	Seg1	Seg2	Seg3	Seg4	Lap Time	km/h	Local Time
1		26.753	26.344	26.584	1'53.740	145,8	12:47'46.570
2	27.793	26.265	26.269	26.778	1'47.105	202,6	12:49'33.675
3	27.729	25.959	26.318	26.673	1'46.679	192,3	12:51'20.354
4	27.499	26.063	26.783	26.678	1'47.023	193,3	12:53'07.377
5	27.667	26.309	26.491	26.865	1'47.332	191,6	12:54'54.709
6	27.615	26.269	26.687	27.088	1'47.659	191,3	12:56'42.368

20/07/2024 P = Pits In/Out - C = Lap Time Cancelled

These data/results cannot be reproduced, stored and/or transmitted in whole or in part by any manner of electronic, mechanical, photocopying, recording, broadcasting or otherwise now known or herein after developed without the previous express consent by the copyright owner, except for reproduction in daily press and regular printed publications on sale to the public within 60 days of the event related to those data/results and always provided that copyright symbol appears together as follows below.

© DORNA WSBK ORGANIZATION Srl 2024



Autodrom Most 4.212 m

Czech Round, 19–21 July 2024
Chronological Analysis Race 1

Start at 12:45'52.830

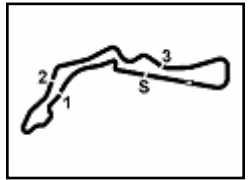
3 / 4

Lap	Seg1	Seg2	Seg3	Seg4	Lap Time	km/h	Local Time								
7	28.211	26.353	26.343	27.216	1'48.123	192,3	12:58'30.491	9	29.163	26.602	26.657	26.850	1'49.272	193,3	13:02'16.525
8	27.786	26.082	26.487	26.632	1'46.987	196,4	13:00'17.478	10	27.506	26.171	26.622	26.879	1'47.178	193,3	13:04'03.703
9	27.641	26.842	26.686	26.870	1'48.039	203,3	13:02'05.517	11	27.833	26.220	26.602	26.913	1'47.568	194,0	13:05'51.271
10	28.007	26.317	26.765	26.830	1'47.919C	201,8	13:03'53.436	12	27.671	26.192	26.779	27.049	1'47.691	192,6	13:07'38.962
11	27.885	26.255	26.278	26.437	1'46.855	199,6	13:05'40.291	Race Time 21'46.132							
12	28.265	26.465	26.636	26.552	1'47.918	202,2	13:07'28.209	Race Time 21'35.379							
18° 80 G. MANSO [1'46.772]								22° 11 F. NOVOTNY [1'47.594]							
Lap	Seg1	Seg2	Seg3	Seg4	Lap Time	km/h	Local Time	Lap	Seg1	Seg2	Seg3	Seg4	Lap Time	km/h	Local Time
1		27.037	26.998	27.090	1'55.873	153,4	12:47'48.703	1		27.451	27.036	27.496	1'58.078	160,3	12:47'50.908
2	27.944	26.377	26.350	26.687	1'47.358	196,1	12:49'36.061	2	27.945	26.438	26.533	26.678	1'47.594	193,7	12:49'38.502
3	28.384	26.158	26.466	26.539	1'47.547	199,3	12:51'23.608	3	27.694	26.458	26.694	27.025	1'47.871	194,7	12:51'26.373
4	27.684	26.603	26.375	26.630	1'47.292	199,6	12:53'10.900	4	27.995	26.586	26.711	27.086	1'48.378	190,0	12:53'14.751
5	27.593	26.300	26.577	26.656	1'47.126	200,7	12:54'58.026	5	27.988	26.825	26.690	27.728	1'49.231	188,7	12:55'03.982
6	27.588	26.446	26.593	26.847	1'47.474	200,0	12:56'45.500	6	28.305	27.041	26.859	27.271	1'49.476	188,3	12:56'53.458
7	27.641	26.438	26.769	26.881	1'47.729	200,0	12:58'33.229	7	27.757	26.863	26.860	27.052	1'48.532	199,6	12:58'41.990
8	27.664	26.149	26.513	26.828	1'47.154	199,3	13:00'20.383	8	28.299	26.576	26.584	27.128	1'48.587C	187,1	13:00'30.577
9	28.095	26.292	26.678	26.657	1'47.722	199,3	13:02'08.105	9	28.306	26.366	26.451	27.142	1'48.265	188,3	13:02'18.842
10	27.746	26.043	26.495	26.496	1'46.780	201,1	13:03'54.885	10	27.998	26.625	26.559	27.573	1'48.755	188,7	13:04'07.597
11	27.554	26.185	26.518	26.515	1'46.772	197,8	13:05'41.657	11	28.078	26.947	26.812	27.186	1'49.023	186,4	13:05'56.620
12	28.033	26.031	26.329	26.552	1'46.945	197,1	13:07'28.602	12	28.045	26.686	26.825	27.025	1'48.581	189,0	13:07'45.201
Race Time 21'35.772								Race Time 21'52.371							
19° 55 U. CALATAYUD [1'47.266]								23° 27 C. CLARK [1'48.167]							
Lap	Seg1	Seg2	Seg3	Seg4	Lap Time	km/h	Local Time	Lap	Seg1	Seg2	Seg3	Seg4	Lap Time	km/h	Local Time
1		26.857	26.379	26.439	1'54.074	155,5	12:47'46.904	1		27.167	27.039	26.839	1'56.946	158,0	12:47'49.776
2	27.546	26.446	26.931	26.448	1'47.371	203,0	12:49'34.275	2	27.979	26.665	26.779	27.002	1'48.425	197,5	12:49'38.201
3	27.470	26.441	26.622	27.346	1'47.879	199,3	12:51'22.154	3	27.959	26.706	26.929	26.996	1'48.590	191,0	12:51'26.791
4	28.553	26.479	26.558	26.476	1'48.066	196,1	12:53'10.220	4	27.971	26.222	27.004	26.970	1'48.167	192,3	12:53'14.958
5	27.685	26.780	26.439	26.559	1'47.463	202,6	12:54'57.683	5	27.826	26.809	27.208	27.145	1'48.988	192,0	12:55'03.946
6	27.807	26.640	26.590	26.949	1'47.986	204,5	12:56'45.669	6	28.154	27.323	27.353	26.773	1'49.603	190,6	12:56'53.549
7	27.864	26.352	26.654	26.830	1'47.700	198,2	12:58'33.369	7	27.805	26.696	27.075	26.854	1'48.430	200,7	12:58'41.979
8	27.779	26.456	26.687	27.143	1'48.065	198,2	13:00'21.434	8	28.302	26.623	27.181	26.985	1'49.091C	185,5	13:00'31.070
9	27.801	26.381	26.409	26.791	1'47.382	198,2	13:02'08.816	9	28.311	26.319	26.757	26.951	1'48.338	189,0	13:02'19.408
10	27.734	26.163	26.434	26.935	1'47.266	194,0	13:03'56.082	10	27.710	26.801	27.304	26.892	1'48.707	197,5	13:04'08.115
11	27.751	26.408	26.618	26.959	1'47.736	192,3	13:05'43.818	11	27.832	26.659	27.033	26.983	1'48.507	190,6	13:05'56.622
12	27.817	26.727	26.760	27.330	1'48.634	191,0	13:07'32.452	12	28.022	26.681	27.025	26.852	1'48.580	188,0	13:07'45.202
Race Time 21'39.622								Race Time 21'52.372							
20° 48 J. GARCIA GONZALEZ [1'47.400]								24° 41 R. TRAGNI [1'47.988]							
Lap	Seg1	Seg2	Seg3	Seg4	Lap Time	km/h	Local Time	Lap	Seg1	Seg2	Seg3	Seg4	Lap Time	km/h	Local Time
1		26.480	26.471	26.569	1'53.617	154,9	12:47'46.447	1		27.436	26.938	26.781	1'57.584	159,1	12:47'50.414
2	27.972	26.231	26.579	26.618	1'47.400	198,6	12:49'33.847	2	27.925	26.701	27.209	27.272	1'49.107	195,7	12:49'39.521
3	27.600	26.340	26.644	27.126	1'47.710	201,8	12:51'21.557	3	28.129	26.481	27.033	26.970	1'48.613	195,4	12:51'28.134
4	27.701	26.166	26.593	27.168	1'47.628	192,3	12:53'09.185	4	27.808	26.465	26.950	26.765	1'47.988	196,8	12:53'16.122
5	28.240	26.451	26.591	26.858	1'48.140	193,7	12:54'57.325	5	27.983	26.411	26.874	26.909	1'48.177	194,3	12:55'04.299
6	27.709	26.404	26.920	27.038	1'48.071	201,1	12:56'45.396	6	28.090	26.960	27.359	26.850	1'49.259	196,8	12:56'53.558
7	27.457	26.401	26.799	27.131	1'47.788	200,7	12:58'33.184	7	28.437	26.803	27.057	27.532	1'49.829	194,0	12:58'43.387
8	27.672	26.560	26.778	27.092	1'48.102	199,6	13:00'21.286	8	28.316	26.360	26.844	26.859	1'48.379C	186,4	13:00'31.766
9	28.013	26.316	26.894	27.164	1'48.387	196,4	13:02'09.673	9	27.956	26.515	26.826	26.810	1'48.107	197,1	13:02'19.873
10	27.648	26.437	26.802	27.298	1'48.185	195,7	13:03'57.858	10	27.788	26.530	26.943	26.963	1'48.224	198,9	13:04'08.097
11	27.759	26.466	26.672	27.327	1'48.224	193,3	13:05'46.082	11	27.968	26.653	27.203	26.947	1'48.771	188,3	13:05'56.868
12	27.735	26.428	26.767	27.528	1'48.458	193,3	13:07'34.540	12	27.843	26.628	27.357	26.882	1'48.710	192,6	13:07'45.578
Race Time 21'41.710								Race Time 21'52.748							
21° 1 J. BUIS [1'46.272]								25° 85 K. SABATUCCI [1'47.940]							
Lap	Seg1	Seg2	Seg3	Seg4	Lap Time	km/h	Local Time	Lap	Seg1	Seg2	Seg3	Seg4	Lap Time	km/h	Local Time
1		26.665	26.838	26.957	2'02.396		12:47'55.226	1		28.128	26.979	26.987	1'58.335	161,7	12:47'51.165
2	27.589	27.731	27.174	26.797	1'49.291	192,6	12:49'44.517	2	27.857	26.721	26.794	26.930	1'48.302	196,8	12:49'39.467
3	27.567	26.154	26.654	26.989	1'47.364	193,7	12:51'31.881	3	27.784	26.478	26.821	27.213	1'48.296	198,2	12:51'27.763
4	27.572	25.963	26.498	26.587	1'46.620	193,3	12:53'18.501	4	28.030	26.471	26.822	27.039	1'48.362	190,6	12:53'16.125
5	27.345	25.974	26.354	26.599	1'46.272	196,4	12:55'04.773	5	27.886	26.431	26.791	26.970	1'48.078	193,3	12:55'04.203
6	27.843	26.719	26.954	26.958	1'48.474	200,7	12:56'53.247	6	27.842	26.888	27.194	27.384	1'49.308	197,8	12:56'53.511
7	27.659	26.203	26.498	26.813	1'47.173	193,0	12:58'40.420	7	28.124	26.635	27.280	28.142	1'50.181	193,3	12:58'43.692
8	27.568	26.026	26.506	26.733	1'46.833C	193,3	13:00'27.253	8	27.918	26.465	27.246	27.152	1'48.781C	194,7	13:00'32.473
								9	27.816	26.316	26.835	26.973	1'47.940	199,6	13:02'20.413
								10	27.806	26.343	27.062	27.117	1'48.328	193,0	13:04'08.741

20/07/2024 P = Pits In/Out - C = Lap Time Cancelled

These data/results cannot be reproduced, stored and/or transmitted in whole or in part by any manner of electronic, mechanical, photocopying, recording, broadcasting or otherwise now known or herein after developed without the previous express consent by the copyright owner, except for reproduction in daily press and regular printed publications on sale to the public within 60 days of the event related to those data/results and always provided that copyright symbol appears together as follows below.

© DORNA WSBK ORGANIZATION Srl 2024



Autodrom Most 4.212 m

Czech Round, 19-21 July 2024
Chronological Analysis Race 1

Start at 12:45'52.830

11	28.078	26.533	27.125	27.375	1'49.111	194,3	13:05'57.852
12	28.424	26.713	26.902	27.195	1'49.234	196,8	13:07'47.086

Race Time 22'03.930

Race Time 21'54.256

26° 29 G. ZANNINI [1'48.054]							
Lap	Seg1	Seg2	Seg3	Seg4	Lap Time	km/h	Local Time
1		28.210	27.144	26.792	1'57.783	165,4	12:47'50.613
2	28.303	26.497	26.932	26.974	1'48.706	198,6	12:49'39.319
3	28.038	26.469	27.008	27.030	1'48.545	194,7	12:51'27.864
4	28.015	26.468	26.841	27.112	1'48.436	196,4	12:53'16.300
5	27.942	26.549	26.780	26.783	1'48.054	199,3	12:55'04.354
6	28.352	26.760	27.398	26.880	1'49.390	196,8	12:56'53.744
7	28.198	26.370	27.276	27.782	1'49.626	200,7	12:58'43.370
8	28.468	26.538	26.986	26.954	1'48.946C	185,5	13:00'32.316
9	28.130	26.309	26.847	26.839	1'48.125	194,3	13:02'20.441
10	27.952	26.299	27.220	27.211	1'48.682	196,1	13:04'09.123
11	27.962	26.569	27.105	27.339	1'48.975	198,9	13:05'58.098
12	28.114	26.625	26.863	27.462	1'49.064	199,3	13:07'47.162

Race Time 21'54.332

27° 25 M. MARTELLA [1'48.005]							
Lap	Seg1	Seg2	Seg3	Seg4	Lap Time	km/h	Local Time
1		27.173	27.278	26.909	1'56.915	161,0	12:47'49.745
2	28.438	26.746	27.159	27.226	1'49.569	198,2	12:49'39.314
3	28.268	26.504	27.308	27.092	1'49.172	193,3	12:51'28.486
4	27.940	26.423	26.966	26.946	1'48.275	196,8	12:53'16.761
5	27.904	26.314	26.843	26.944	1'48.005	195,4	12:55'04.766
6	28.256	26.676	27.303	27.044	1'49.279	193,3	12:56'54.045
7	28.155	27.002	27.049	27.229	1'49.435	199,6	12:58'43.480
8	27.910	26.337	26.900	26.930	1'48.077C	191,3	13:00'31.557
9	27.921	26.531	26.796	26.919	1'48.167	195,4	13:02'19.724
10	28.342	26.374	27.317	27.332	1'49.365	195,7	13:04'09.089
11	27.808	26.592	27.222	27.299	1'48.921	198,6	13:05'58.010
12	28.394	26.678	26.949	27.281	1'49.302	198,6	13:07'47.312

Race Time 21'54.482

28° 86 D. TURECEK [1'47.495]							
Lap	Seg1	Seg2	Seg3	Seg4	Lap Time	km/h	Local Time
1		27.128	26.908	26.864	1'57.259	162,4	12:47'50.089
2	27.702	26.553	26.617	27.194	1'48.066	200,7	12:49'38.155
3	27.887	26.562	26.877	28.300	1'49.626	192,0	12:51'27.781
4	27.715	26.387	26.620	26.773	1'47.495	195,0	12:53'15.276
5	27.637	26.693	26.973	27.534	1'48.837	196,8	12:55'04.113
6	27.761	26.977	26.994	27.511	1'49.243	196,1	12:56'53.356
7	27.827	26.914	27.218	26.963	1'48.922	196,8	12:58'42.278
8	27.878	27.004	26.781	27.194	1'48.857C	195,4	13:00'31.135
9	28.080	26.388	26.637	27.071	1'48.176	194,0	13:02'19.311
10	27.744	26.832	27.582	27.356	1'49.514	193,7	13:04'08.825
11	27.673	26.802	27.252	27.185	1'48.912	196,8	13:05'57.737
12	29.549	26.680	26.730	26.834	1'49.793	193,0	13:07'47.530

Race Time 21'54.700

29° 14 K. QUINTAL [1'48.942]							
Lap	Seg1	Seg2	Seg3	Seg4	Lap Time	km/h	Local Time
1		27.403	26.942	27.213	1'58.377	161,0	12:47'51.207
2	28.184	26.913	26.759	27.086	1'48.942	196,8	12:49'40.149
3	28.010	26.871	26.974	27.234	1'49.089	194,7	12:51'29.238
4	27.947	26.940	27.030	27.401	1'49.318	192,6	12:53'18.556
5	27.981	26.793	26.861	27.562	1'49.197	191,6	12:55'07.753
6	28.224	26.916	27.383	27.651	1'50.174	189,0	12:56'57.927
7	28.220	26.869	26.950	27.461	1'49.500	188,0	12:58'47.427
8	28.190	26.806	27.040	27.575	1'49.611C	187,4	13:00'37.038
9	28.357	26.870	27.020	27.559	1'49.806	184,2	13:02'26.844
10	28.321	26.931	27.190	27.625	1'50.067	187,1	13:04'16.911
11	28.253	26.994	27.211	27.558	1'50.016	185,5	13:06'06.927
12	28.195	26.922	27.151	27.565	1'49.833	187,1	13:07'56.760

20/07/2024 P = Pits In/Out - C = Lap Time Cancelled

These data/results cannot be reproduced, stored and/or transmitted in whole or in part by any manner of electronic, mechanical, photocopying, recording, broadcasting or otherwise now known or herein after developed without the previous express consent by the copyright owner, except for reproduction in daily press and regular printed publications on sale to the public within 60 days of the event related to those data/results and always provided that copyright symbol appears together as follows below.

© DORNA WSBK ORGANIZATION Srl 2024

30° 66 P. TONN [1'46.308]								
Lap	Seg1	Seg2	Seg3	Seg4	Lap Time	km/h	Local Time	
1			26.781	26.698	26.645	1'55.410	161,5	12:47'48.240
2	27.659	26.046	26.449	26.599	1'46.753	195,7	12:49'34.993	
3	27.605	26.392	26.279	26.983	1'47.259	204,9	12:51'22.252	
4	27.774	26.282	26.189	26.967	1'47.212	199,3	12:53'09.464	
5	27.859	26.178	26.463	26.515	1'47.015	199,3	12:54'56.479	
6	27.476	26.101	26.259	26.472	1'46.308	197,8	12:56'42.787	
7	27.703	26.102	26.317	26.923	1'47.045	203,7	12:58'29.832	
8	27.758	26.118	52.501	29.343	2'15.720C	191,6	13:00'45.552	
9	29.344	27.699	27.757	27.992	1'52.792	183,6	13:02'38.344	
10	28.590	27.205	27.985	27.959	1'51.739	186,1	13:04'30.083	
11	28.465	27.142	27.689	27.735	1'51.031	186,7	13:06'21.114	
12	28.343	27.101	27.693	27.772	1'50.909	186,7	13:08'12.023	

Race Time 22'19.193

RET 23 S. DI SORA [1'46.690]								
Lap	Seg1	Seg2	Seg3	Seg4	Lap Time	km/h	Local Time	
1			27.173	26.840	26.846	1'56.657	160,8	12:47'49.487
2	27.639	26.242	26.278	26.531	1'46.690	194,0	12:49'36.177	
3	27.659	26.218	26.699	26.612	1'47.188	203,3	12:51'23.365	
4	27.882	26.618	26.629	26.697	1'47.826	198,6	12:53'11.191	
5	27.754	26.401	26.459	26.890	1'47.504	196,8	12:54'58.695	
6	28.103	26.709	26.517	27.030	1'48.359	193,7	12:56'47.054	
7	27.878	26.626	26.490	27.080	1'48.074	193,0	12:58'35.128	
8	28.142	26.577	26.718	27.157	1'48.594C	185,2	13:00'23.722	
9	28.014	26.507	26.653	27.486	1'48.660	193,7	13:02'12.382	
10	28.207	26.586	26.731	27.558	1'49.082	186,4	13:04'01.464	
11	30.800					187,1		

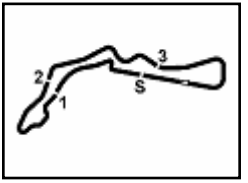
Race Time 18'08.634

RET 17 R. BIJMAN [1'47.300]								
Lap	Seg1	Seg2	Seg3	Seg4	Lap Time	km/h	Local Time	
1			27.102	26.803	26.896	1'55.436	158,9	12:47'48.266
2	28.352	26.337	26.558	26.599	1'47.846	192,6	12:49'36.112	
3	27.581	26.280	26.873	26.611	1'47.345	197,8	12:51'23.457	
4	27.805	26.184	26.452	26.859	1'47.300	200,0	12:53'10.757	
5	27.739	26.464	26.528	26.608	1'47.339	196,1	12:54'58.096	
6	28.713	26.466	26.460	27.199	1'48.838C	200,4	12:56'46.934	
7	27.854	26.423	26.649	27.290	1'48.216	186,4	12:58'35.150	
8	27.955	26.539	26.596	27.248	1'48.338C	185,5	13:00'23.488	
9	28.057	26.432	27.163	38.087	1'59.739P	185,8	13:02'23.227	

Race Time 16'30.397

RET 91 M. VANNUCCI [1'46.321]								
Lap	Seg1	Seg2	Seg3	Seg4	Lap Time	km/h	Local Time	
1			26.317	26.166	26.381	1'52.684	155,1	12:47'45.514
2	27.533	26.045	26.226	26.517	1'46.321	203,0	12:49'31.835	
3	27.488	25.949	26.359	26.751	1'46.547	197,1	12:51'18.382	
4						188,3		

Race Time 5'25.552



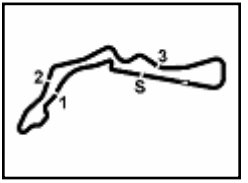
Czech Round, 19–21 July 2024
Best Laps & Speeds

No.	Rider Bike	Nat	Best Lap		FP		SP		WUP1		RC1							
			LL	SPD	LL	SPD	LL	SPD	LL	SPD	LL	SPD						LL
1	58 I. IGLESIAS BRAVO Kawasaki Ninja 400	ESP	1'45.589 39 202,2		1'45.589 12 195,7		1'46.531 11 202,2		1'46.319 4 197,5		1'46.113 12 201,5							
2	50 C. THOMPSON Kawasaki Ninja 400	AUS	1'45.666 39 200,7		1'46.080 12 196,4		1'46.323 11 193,0		1'46.754 4 196,8		1'45.666 12 200,7							
3	26 M. GENNAI Kawasaki Ninja 400	ITA	1'45.746 39 203,3		1'46.593 9 201,5		1'46.366 12 199,3		1'46.894 6 197,1		1'45.746 12 203,3							
4	69 D. SVENDSEN KTM RC 390 R	DEN	1'45.818 41 204,1		1'47.250 12 202,2		1'47.329 11 204,1		1'46.673 6 198,9		1'45.818 12 202,2							
5	1 J. BUIS KTM RC 390 R	NED	1'46.031 37 203,3		1'46.961 10 199,6		1'46.865 9 202,6		1'46.031 6 203,3		1'46.272 12 200,7							
6	7 L. VENEMAN Kawasaki Ninja 400	NED	1'46.047 42 204,9		1'46.952 12 200,0		1'46.137 12 204,9		1'46.509 6 195,7		1'46.047 12 203,0							
7	22 M. GARCIA Kove 321 RR-S	ESP	1'46.168 35 204,5		1'46.700 9 197,8		1'46.822 9 201,1		1'47.235 5 191,3		1'46.168 12 204,5							
8	56 G. PRATAMA Yamaha YZF-R3	INA	1'46.198 35 204,1		1'46.920 10 199,6		1'46.688 7 201,5		1'46.546 6 198,9		1'46.198 12 204,1							
9	57 A. MAHENDRA Yamaha YZF-R3	INA	1'46.220 36 204,1		1'46.533 12 196,8		1'46.983 8 204,1		1'46.240 4 195,4		1'46.220 12 204,1							
10	38 D. SALVADOR Yamaha YZF-R3	ESP	1'46.269 37 200,4		1'47.197 13 192,3		1'47.320 6 196,8		1'46.269 6 199,3		1'46.565 12 200,4							
11	9 E. ERCOLANI Yamaha YZF-R3	ITA	1'46.294 40 201,5		1'48.258 11 191,0		1'47.860 12 201,5		1'47.005 5 197,8		1'46.294 12 199,6							
12	47 F. SEABRIGHT Kawasaki Ninja 400	GBR	1'46.296 42 203,3		1'46.954 11 201,5		1'46.513 13 202,6		1'46.296 6 194,7		1'46.679 12 203,3							
13	66 P. TONN KTM RC 390 R	GER	1'46.308 40 204,9		1'47.732 11 200,0		1'48.255 11 203,3		1'46.712 6 200,7		1'46.308 12 204,9							
14	91 M. VANNUCCI Yamaha YZF-R3	ITA	1'46.321 29 203,0		1'46.944 11 201,1		1'46.908 11 193,7		1'46.766 4 201,5		1'46.321 3 203,0							
15	43 M. GAGGI Yamaha YZF-R3	ITA	1'46.335 33 203,3		1'46.671 9 199,6		1'46.335 6 201,5		1'47.129 6 203,3		1'46.339 12 203,0							
16	77 J. OSUNA SAEZ Kawasaki Ninja 400	ESP	1'46.380 40 203,3		1'46.677 10 193,7		1'46.671 12 196,8		1'46.782 6 200,0		1'46.380 12 203,3							
17	8 B. IERACI Kawasaki Ninja 400	ITA	1'46.411 37 203,3		1'47.354 12 201,5		1'48.292 7 203,3		1'46.555 6 198,9		1'46.411 12 203,3							
18	99 H. MAIER Yamaha YZF-R3	BRA	1'46.446 41 201,5		1'47.182 13 193,7		1'47.995 10 197,1		1'47.473 6 193,7		1'46.446 12 201,5							
19	62 K. FONTAINHA Yamaha YZF-R3	BRA	1'46.450 36 201,1		1'48.232 11 192,3		1'47.642 7 196,8		1'47.145 6 197,5		1'46.450 12 201,1							
20	31 E. BARTOLINI Yamaha YZF-R3	ITA	1'46.506 40 205,6		1'47.840 12 198,2		1'48.020 11 204,5		1'46.667 5 200,4		1'46.506 12 205,6							
21	23 S. DI SORA Yamaha YZF-R3	FRA	1'46.690 39 203,3		1'47.999 11 200,4		1'48.823 12 200,0		1'49.438 6 195,4		1'46.690 10 203,3							
22	80 G. MANSO Yamaha YZF-R3	BRA	1'46.772 41 201,1		1'48.955 11 193,3		1'47.077 12 196,8		1'47.191 6 201,1		1'46.772 12 201,1							
23	48 J. GARCIA GONZALEZ Kove 321 RR-S	ESP	1'47.032 32 205,6		1'48.232 10 201,1		1'47.032 9 205,6		1'47.191 1 197,1		1'47.400 12 201,8							
24	17 R. BIJMAN Kawasaki Ninja 400	NED	1'47.149 34 200,4		1'48.354 11 195,4		1'47.930 8 197,1		1'47.149 6 197,8		1'47.300 9 200,4							
25	55 U. CALATAYUD Yamaha YZF-R3	ESP	1'47.181 43 204,5		1'47.181 12 198,2		1'47.352 13 203,7		1'47.223 6 196,1		1'47.266 12 204,5							

20/07/2024

These data/results cannot be reproduced, stored and/or transmitted in whole or in part by any manner of electronic, mechanical, photocopying, recording, broadcasting or otherwise now known or herein after developed without the previous express consent by the copyright owner, except for reproduction in daily press and regular printed publications on sale to the public within 60 days of the event related to those data/results and always provided that copyright symbol appears together as follows below.

© DORNA WSBK ORGANIZATION Srl 2024



Czech Round, 19–21 July 2024
Best Laps & Speeds

No.	Rider	Nat	Best Lap		FP		SP		WUP1		RC1						
			LL	SPD	LL	SPD	LL	SPD	LL	SPD	LL	SPD					
26	86 D. TURECEK Kawasaki Ninja 400	CZE	1'47.495 38	201,5	1'49.957 8	191,3	1'48.960 13	201,5	1'48.838 5	195,7	1'47.495 12	200,7					
27	11 F. NOVOTNY Kawasaki Ninja 400	CZE	1'47.594 41	199,6	1'48.414 13	199,3	1'48.883 13	197,1	1'47.652 3	197,5	1'47.594 12	199,6					
28	85 K. SABATUCCI Kawasaki Ninja 400	ITA	1'47.940 44	199,6	1'48.771 14	196,4	1'48.407 12	194,0	1'48.324 6	197,5	1'47.940 12	199,6					
29	41 R. TRAGNI Yamaha YZF-R3	ITA	1'47.988 41	198,9	1'48.435 11	194,3	1'48.726 12	195,0	1'48.721 6	194,3	1'47.988 12	198,9					
30	27 C. CLARK Kawasaki Ninja 400	USA	1'48.004 41	201,8	1'48.739 11	195,0	1'48.540 13	201,8	1'48.004 5	201,5	1'48.167 12	200,7					
31	25 M. MARTELLA Kawasaki Ninja 400	ITA	1'48.005 35	199,6	1'48.801 11	196,1	1'48.511 7	198,9	1'48.092 5	195,7	1'48.005 12	199,6					
32	29 G. ZANNINI Kawasaki Ninja 400	ITA	1'48.054 41	202,2	1'49.298 12	197,8	1'49.011 11	202,2	1'48.357 6	199,3	1'48.054 12	200,7					
33	14 K. QUINTAL Kawasaki Ninja 400	IND	1'48.747 38	197,1	1'49.565 11	193,3	1'49.143 12	197,1	1'48.747 3	194,3	1'48.942 12	196,8					
34	71 I. BOLANO HERNANDEZ Kawasaki Ninja 400	ESP	1'49.668 16	197,5	1'52.208 9	190,0	1'49.668 7	197,5									

20/07/2024

These data/results cannot be reproduced, stored and/or transmitted in whole or in part by any manner of electronic, mechanical, photocopying, recording, broadcasting or otherwise now known or herein after developed without the previous express consent by the copyright owner, except for reproduction in daily press and regular printed publications on sale to the public within 60 days of the event related to those data/results and always provided that copyright symbol appears together as follows below.

© DORNA WSBK ORGANIZATION Srl 2024

Czech Round, 19–21 July 2024
Fastest Laps Race 1

	No.	Rider	Nat	Team	Bike	Lap	Time	Gap
1	50	C. THOMPSON	AUS	Fusport-RT Motorsport by SKM-Kawasaki	Kawasaki Ninja 400	12	1'45.666	
2	26	M. GENNAI	ITA	MTM Kawasaki	Kawasaki Ninja 400	4	1'45.746	0.080
3	69	O. SVENDSEN	DEN	Freudenberg KTM-PALIGO Racing	KTM RC 390 R	4	1'45.818	0.152
4	7	L. VENEMAN	NED	MTM Kawasaki	Kawasaki Ninja 400	6	1'46.047	0.381
5	58	I. IGLESIAS BRAVO	ESP	Fusport-RT Motorsport by SKM-Kawasaki	Kawasaki Ninja 400	4	1'46.113	0.447
6	22	M. GARCIA	ESP	KOVE Racing Team	Kove 321 RR-S	4	1'46.168	0.502
7	56	G. PRATAMA	INA	ProGP NitiRacing	Yamaha YZF-R3	11	1'46.198	0.532
8	57	A. MAHENDRA	INA	Team BrCorse	Yamaha YZF-R3	12	1'46.220	0.554
9	1	J. BUIS	NED	Freudenberg KTM-PALIGO Racing	KTM RC 390 R	5	1'46.272	0.606
10	9	E. ERCOLANI	ITA	Yamaha Motoxrcing WorldSSP300 Team	Yamaha YZF-R3	11	1'46.294	0.628
11	66	P. TONN	GER	Freudenberg KTM-PALIGO Racing	KTM RC 390 R	6	1'46.308	0.642
12	91	M. VANNUCCI	ITA	Pata Yamaha AG Motorsport Italia	Yamaha YZF-R3	2	1'46.321	0.655
13	43	M. GAGGI	ITA	Team BrCorse	Yamaha YZF-R3	2	1'46.339	0.673
14	77	J. OSUNA SAEZ	ESP	DEZA-BOX 77 Racing Team	Kawasaki Ninja 400	12	1'46.380	0.714
15	8	B. IERACI	ITA	Team ProDina Kawasaki	Kawasaki Ninja 400	3	1'46.411	0.745
16	99	H. MAIER	BRA	MS Racing	Yamaha YZF-R3	2	1'46.446	0.780
17	62	K. FONTAINHA	BRA	Yamaha AD78 FIM LA by MS Racing	Yamaha YZF-R3	12	1'46.450	0.784
18	31	E. BARTOLINI	ITA	Yamaha Motoxrcing WorldSSP300 Team	Yamaha YZF-R3	8	1'46.506	0.840
19	38	D. SALVADOR	ESP	MS Racing	Yamaha YZF-R3	12	1'46.565	0.899
20	47	F. SEABRIGHT	GBR	Kawasaki GP Project	Kawasaki Ninja 400	3	1'46.679	1.013
21	23	S. DI SORA	FRA	ARCO SASH MotoR University Team	Yamaha YZF-R3	2	1'46.690	1.024
22	80	G. MANSO	BRA	Yamaha AD78 FIM LA by MS Racing	Yamaha YZF-R3	11	1'46.772	1.106
23	55	U. CALATAYUD	ESP	ARCO SASH MotoR University Team	Yamaha YZF-R3	10	1'47.266	1.600
24	17	R. BIJMAN	NED	Team Flembbo-PL Performances	Kawasaki Ninja 400	4	1'47.300	1.634
25	48	J. GARCIA GONZALEZ	ESP	KOVE Racing Team	Kove 321 RR-S	2	1'47.400	1.734
26	86	D. TURECEK	CZE	Rohac & Fejta Motoracing Team	Kawasaki Ninja 400	4	1'47.495	1.829
27	11	F. NOVOTNY	CZE	Accolade Smrz Racing BGR	Kawasaki Ninja 400	2	1'47.594	1.928
28	85	K. SABATUCCI	ITA	Team Flembbo-PL Performances	Kawasaki Ninja 400	9	1'47.940	2.274
29	41	R. TRAGNI	ITA	Pata Yamaha AG Motorsport Italia	Yamaha YZF-R3	4	1'47.988	2.322
30	25	M. MARTELLA	ITA	Kawasaki GP Project	Kawasaki Ninja 400	5	1'48.005	2.339
31	29	G. ZANNINI	ITA	Team ProDina Kawasaki	Kawasaki Ninja 400	5	1'48.054	2.388
32	27	C. CLARK	USA	Accolade Smrz Racing BGR	Kawasaki Ninja 400	4	1'48.167	2.501
33	14	K. QUINTAL	IND	Team#109 Retro Traffic Kawasaki	Kawasaki Ninja 400	2	1'48.942	3.276

20/07/2024

These data/results cannot be reproduced, stored and/or transmitted in whole or in part by any manner of electronic, mechanical, photocopying, recording, broadcasting or otherwise now known or herein after developed without the previous express consent by the copyright owner, except for reproduction in daily press and regular printed publications on sale to the public within 60 days of the event related to those data/results and always provided that copyright symbol appears together as follows below.

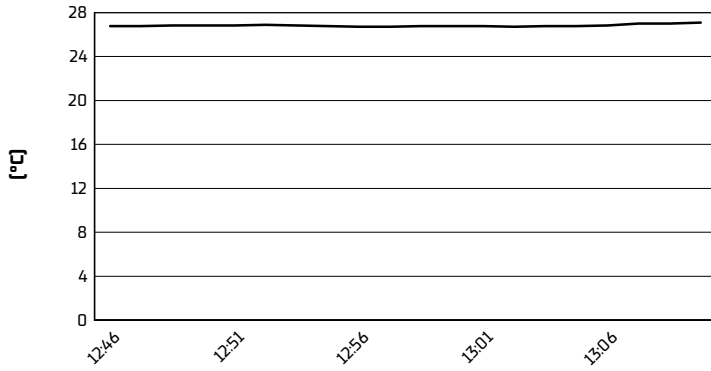
© DORNA WSBK ORGANIZATION Srl 2024

Czech Round, 19-21 July 2024

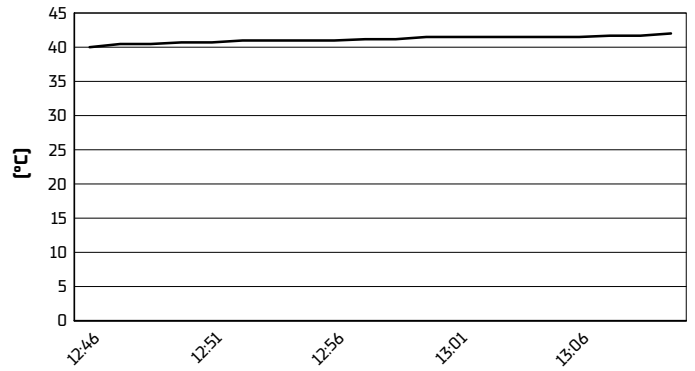
Weather Report Race 1

Session started 12:46 - Session ended 13:11


Air Temperature



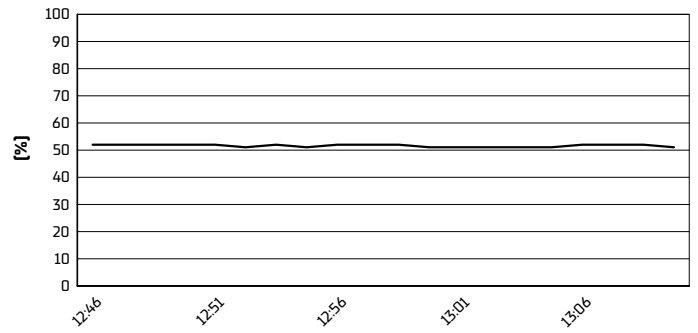
Track Temperature



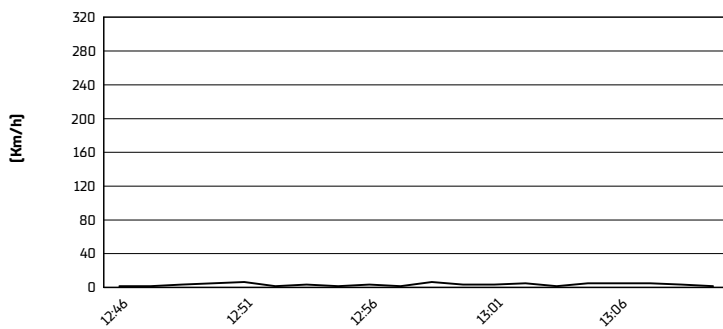
Air Pressure



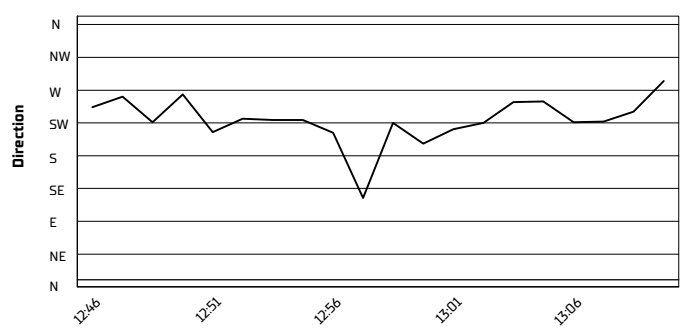
Humidity



Wind Speed



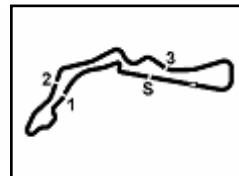
Wind Direction



20/07/2024

These data/results cannot be reproduced, stored and/or transmitted in whole or in part by any manner of electronic, mechanical, photocopying, recording, broadcasting or otherwise now known or herein after developed without the previous express consent by the copyright owner, except for reproduction in daily press and regular printed publications on sale to the public within 60 days of the event related to those data/results and always provided that copyright symbol appears together as follows below.

© DORNA WSBK ORGANIZATION Srl 2024



Autodrom Most 4.212 m

Czech Round, 19–21 July 2024

Provisional Starting Grid - Race 2 (12 Laps x 4,212 km = 50,544 km)

1	1	50 THOMPSON C. Kawasaki 1'45.666 RC1	2	26 GENNAI M. Kawasaki 1'45.746 RC1	3	69 SVENDSEN O. KTM 1'45.818 RC1
2	4	7 VENEMAN L. Kawasaki 1'46.047 RC1	5	58 IGLESIAS BRAVO I Kawasaki 1'46.113 RC1	6	22 GARCIA M. Kove 1'46.168 RC1
3	7	56 PRATAMA G. Yamaha 1'46.198 RC1	8	57 MAHENDRA A. Yamaha 1'46.220 RC1	9	1 BUIS J. KTM 1'46.272 RC1
4	10	43 GAGGI M. Yamaha 1'46.335 SP	11	47 SEABRIGHT F. Kawasaki 1'46.513 SP	12	77 OSUNA SAEZ J. Kawasaki 1'46.671 SP
5	13	91 VANNUCCI M. Yamaha 1'46.908 SP	14	48 GARCIA GONZALEZ Kove 1'47.032 SP	15	80 MANSO G. Yamaha 1'47.077 SP
6	16	38 SALVADOR D. Yamaha 1'47.320 SP	17	55 CALATAYUD U. Yamaha 1'47.352 SP	18	62 FONTAINHA K. Yamaha 1'47.642 SP
7	19	9 ERCOLANI E. Yamaha 1'47.860 SP	20	17 BIJMAN R. Kawasaki 1'47.930 SP	21	99 MAIER H. Yamaha 1'47.995 SP
8	22	31 BARTOLINI E. Yamaha 1'48.020 SP	23	66 TONN P. KTM 1'48.255 SP	24	8 IERACI B. Kawasaki 1'48.292 SP
9	25	85 SABATUCCI K. Kawasaki 1'48.407 SP	26	25 MARTELLA M. Kawasaki 1'48.511 SP	27	27 CLARK C. Kawasaki 1'48.540 SP
10	28	41 TRAGNI R. Yamaha 1'48.726 SP	29	23 DI SORA S. Yamaha 1'48.823 SP	30	11 NOVOTNY F. Kawasaki 1'48.883 SP
11	31	86 TURECEK D. Kawasaki 1'48.960 SP	32	29 ZANNINI G. Kawasaki 1'49.011 SP	33	14 QUINTAL K. Kawasaki 1'49.143 SP

20/07/2024 The Race Director

These data/results cannot be reproduced, stored and/or transmitted in whole or in part by any manner of electronic, mechanical, photocopying, recording, broadcasting or otherwise now known or herein after developed without the previous express consent by the copyright owner, except for reproduction in daily press and regular printed publications on sale to the public within 60 days of the event related to those data/results and always provided that copyright symbol appears together as follows below. © DORNA WSBK ORGANIZATION Srl 2024