

Autodrom Most 4.212 m

**Czech Round, 19–21 July 2024**  
**Chronological Analysis Race 2**

Start at 12:45'41.936

1 / 4

1° 7 L. VENEMAN [1'46.185]							
Lap	Seg1	Seg2	Seg3	Seg4	Lap Time	km/h	Local Time
1		26.582	26.597	26.704	1'53.023	149,0	12:47'34.959
2	27.587	26.110	26.487	26.806	1'46.990	197,8	12:49'21.949
3	27.519	26.090	26.268	26.950	1'46.827	194,3	12:51'08.776
4	27.934	26.198	26.718	26.951	1'47.801	189,3	12:52'56.577
5	27.625	26.219	26.525	26.702	1'47.071	200,0	12:54'43.648
6	27.714	26.332	26.339	26.657	1'47.042	195,7	12:56'30.690
7	27.537	26.222	26.716	26.789	1'47.264	<b>202,2</b>	12:58'17.954
8	27.724	26.249	26.504	<b>26.645</b>	1'47.122	198,9	13:00'05.076
9	29.076	<b>25.808</b>	26.314	26.710	1'47.908	196,1	13:01'52.984
10	27.490	25.812	<b>26.162</b>	26.721	<b>1'46.185</b>	192,3	13:03'39.169
11	<b>27.312</b>	25.957	26.359	26.933	1'46.561	195,4	13:05'25.730
12	27.687	25.884	26.535	26.880	1'46.986	190,0	13:07'12.716
Race Time 21'30.780							

1		26.692	26.865	26.402	1'57.928	156,0	12:47'39.864
2	27.603	26.132	26.165	26.576	1'46.476	196,4	12:49'26.340
3	27.667	26.050	26.225	26.505	1'46.447	195,7	12:51'12.787
4	27.403	<b>25.815</b>	<b>26.020</b>	26.684	<b>1'45.922</b>	196,8	12:52'58.709
5	27.588	26.306	26.760	26.526	1'47.180	196,8	12:54'45.889
6	27.715	26.533	26.378	26.781	1'47.407	<b>204,5</b>	12:56'33.296
7	27.492	26.046	26.415	26.596	1'46.549	196,1	12:58'19.845
8	<b>27.299</b>	26.161	26.380	<b>26.345</b>	1'46.185	203,0	13:00'06.030
9	27.618	26.126	26.748	26.647	1'47.139	202,2	13:01'53.169
10	27.744	26.054	26.216	26.608	1'46.622	194,3	13:03'39.791
11	27.516	26.414	26.526	27.046	1'47.502	198,6	13:05'27.293
12	27.877	26.272	26.959	26.848	1'47.956	194,7	13:07'15.249
Race Time 21'33.313							

2° 58 I. IGLESIAS BRAVO [1'46.842]							
Lap	Seg1	Seg2	Seg3	Seg4	Lap Time	km/h	Local Time
1		26.555	<b>26.239</b>	27.105	1'52.948	150,0	12:47'34.884
2	28.337	26.206	26.372	26.601	1'47.516	190,3	12:49'22.400
3	27.875	26.173	26.377	<b>26.474</b>	1'46.899	201,1	12:51'09.299
4	27.886	25.952	26.318	26.896	1'47.052	<b>202,6</b>	12:52'56.351
5	27.609	26.029	26.381	27.027	1'47.046	193,7	12:54'43.397
6	27.654	26.011	26.292	26.910	1'46.867	190,0	12:56'30.264
7	27.846	26.239	26.576	27.018	1'47.679	190,0	12:58'17.943
8	<b>27.468</b>	26.301	26.256	26.949	1'46.974	198,9	13:00'04.917
9	27.703	25.981	26.388	27.009	1'47.081	189,6	13:01'51.998
10	27.554	25.973	26.399	26.956	1'46.882	189,6	13:03'38.880
11	27.553	25.945	26.533	26.811	<b>1'46.842</b>	190,3	13:05'25.722
12	27.692	<b>25.871</b>	26.401	27.029	1'46.993	189,0	13:07'12.715
Race Time 21'30.779 + 0.010Pen							

6° 43 M. GAGGI [1'46.507]							
Lap	Seg1	Seg2	Seg3	Seg4	Lap Time	km/h	Local Time
1		26.407	26.418	26.672	1'53.824	151,2	12:47'35.760
2	27.995	26.503	26.421	<b>26.534</b>	1'47.453	197,1	12:49'23.213
3	28.086	26.176	26.401	26.624	1'47.287	198,9	12:51'10.500
4	27.880	26.325	26.335	26.573	1'47.113	201,5	12:52'57.613
5	27.747	26.892	26.239	26.571	1'47.449	<b>202,6</b>	12:54'45.062
6	27.801	26.726	26.397	26.548	1'47.472	202,2	12:56'32.534
7	27.676	26.301	26.631	26.832	1'47.440	196,1	12:58'19.974
8	27.726	26.070	26.382	26.544	1'46.722	202,2	13:00'06.696
9	27.814	<b>25.998</b>	26.455	26.741	1'47.008	200,7	13:01'53.704
10	27.685	26.119	<b>26.149</b>	26.554	<b>1'46.507</b>	200,0	13:03'40.211
11	<b>27.492</b>	26.199	27.012	26.579	1'47.282	194,0	13:05'27.493
12	27.761	26.206	26.684	27.127	1'47.778	199,3	13:07'15.271
Race Time 21'33.335							

3° 57 A. MAHENDRA [1'46.552]							
Lap	Seg1	Seg2	Seg3	Seg4	Lap Time	km/h	Local Time
1		26.256	26.419	26.454	1'54.746	159,4	12:47'36.682
2	27.788	<b>25.970</b>	26.376	26.418	<b>1'46.552</b>	198,2	12:49'23.234
3	27.708	26.303	26.421	<b>26.348</b>	1'46.780	198,9	12:51'10.014
4	27.592	26.207	26.301	26.828	1'46.928	201,5	12:52'56.942
5	27.469	26.440	26.334	26.703	1'46.946	201,8	12:54'43.888
6	27.700	26.241	<b>26.284</b>	26.693	1'46.918	200,0	12:56'30.806
7	27.671	26.223	26.538	26.803	1'47.235	200,0	12:58'18.041
8	27.485	26.336	26.755	26.675	1'47.251	198,6	13:00'05.292
9	29.698	26.118	26.474	26.485	1'48.775C	196,1	13:01'54.067
10	<b>27.435</b>	26.232	26.479	26.577	1'46.723	200,4	13:03'40.790
11	27.495	26.106	26.570	26.593	1'46.764	195,4	13:05'27.554
12	27.556	26.125	26.817	27.143	1'47.641	<b>203,0</b>	13:07'15.195
Race Time 21'33.259							

7° 48 J. GARCIA GONZALEZ [1'46.447]							
Lap	Seg1	Seg2	Seg3	Seg4	Lap Time	km/h	Local Time
1		26.471	26.530	26.783	1'53.857	156,4	12:47'35.793
2	27.675	26.403	<b>26.176</b>	26.633	1'46.887	201,8	12:49'22.680
3	28.032	26.050	26.827	26.736	1'47.645	203,0	12:51'10.325
4	27.955	26.223	26.379	26.627	1'47.184	197,5	12:52'57.509
5	27.834	26.268	26.572	26.686	1'47.360	204,5	12:54'44.869
6	27.732	26.173	26.251	26.658	1'46.814	204,1	12:56'31.683
7	<b>27.296</b>	26.054	26.509	26.664	1'46.523	196,1	12:58'18.206
8	27.922	26.199	26.552	<b>26.609</b>	1'47.282	<b>204,9</b>	13:00'05.488
9	28.195	26.076	26.660	26.834	1'47.765	204,5	13:01'53.253
10	27.416	<b>26.000</b>	26.258	26.773	<b>1'46.447</b>	197,8	13:03'39.700
11	27.662	26.284	26.505	27.103	1'47.554	194,0	13:05'27.254
12	27.891	26.298	26.800	27.182	1'48.171	193,7	13:07'15.425
Race Time 21'33.489							

4° 8 B. IERACI [1'46.294]							
Lap	Seg1	Seg2	Seg3	Seg4	Lap Time	km/h	Local Time
1		26.348	26.460	26.633	1'54.064	161,5	12:47'36.000
2	27.876	26.349	26.327	26.535	1'47.087	199,3	12:49'23.087
3	28.220	<b>26.099</b>	26.402	26.594	1'47.315	200,4	12:51'10.402
4	27.626	26.130	<b>26.200</b>	26.866	1'46.822	200,4	12:52'57.224
5	28.034	26.186	26.390	26.524	1'47.134	<b>205,6</b>	12:54'44.358
6	28.194	26.473	26.356	26.769	1'47.792	201,5	12:56'32.150
7	27.690	26.115	27.116	26.847	1'47.768	198,2	12:58'19.918
8	<b>27.322</b>	26.191	26.489	26.452	1'46.454	204,5	13:00'06.372
9	27.777	26.117	26.499	26.690	1'47.083	201,1	13:01'53.455
10	27.456	26.169	26.221	<b>26.448</b>	<b>1'46.294</b>	204,5	13:03'39.749
11	27.512	26.509	26.706	26.926	1'47.653	195,0	13:05'27.402
12	28.086	26.351	26.663	26.731	1'47.831	193,7	13:07'15.233
Race Time 21'33.297							

8° 56 G. PRATAMA [1'46.506]							
Lap	Seg1	Seg2	Seg3	Seg4	Lap Time	km/h	Local Time
1		26.496	26.615	26.390	1'54.303	151,0	12:47'36.239
2	27.714	26.445	26.682	26.531	1'47.372	201,5	12:49'23.611
3	27.680	26.498	<b>26.272</b>	26.479	1'46.929	200,4	12:51'10.540
4	27.557	26.217	26.347	26.705	1'46.826	<b>206,4</b>	12:52'57.366
5	27.917	26.618	26.380	26.678	1'47.593	<b>206,4</b>	12:54'44.959
6	27.823	26.647	26.359	26.403	1'47.232	204,9	12:56'32.191
7	<b>27.473</b>	<b>26.053</b>	26.735	26.824	1'47.085	201,1	12:58'19.276
8	27.524	26.243	26.501	<b>26.349</b>	1'46.617	195,4	13:00'05.893
9	29.157	26.236	26.501	26.499	1'48.393	201,1	13:01'54.286
10	27.535	26.309	26.555	26.598	1'46.997	201,5	13:03'41.283
11	27.484	26.086	26.449	26.487	<b>1'46.506</b>	195,0	13:05'27.789
12	28.372	26.158	26.475	26.697	1'47.702	201,5	13:07'15.491
Race Time 21'33.555							

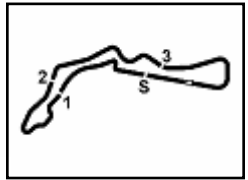
5° 38 D. SALVADOR [1'45.922]							
Lap	Seg1	Seg2	Seg3	Seg4	Lap Time	km/h	Local Time
1							
2	27.829	26.397	26.450	26.641	1'47.317	201,1	12:49'22.823

9° 77 J. OSUNA SAEZ [1'46.548]							
Lap	Seg1	Seg2	Seg3	Seg4	Lap Time	km/h	Local Time
1		26.391	26.550	26.554	1'53.570	149,6	12:47'35.506
2	27.829	26.397	26.450	26.641	1'47.317	201,1	12:49'22.823

21/07/2024 P = Pits In/Out - C = Lap Time Cancelled

These data/results cannot be reproduced, stored and/or transmitted in whole or in part by any manner of electronic, mechanical, photocopying, recording, broadcasting or otherwise now known or herein after developed without the previous express consent by the copyright owner, except for reproduction in daily press and regular printed publications on sale to the public within 60 days of the event related to those data/results and always provided that copyright symbol appears together as follows below.

© DORNA WSBK ORGANIZATION Srl 2024



Autodrom Most 4.212 m

**Czech Round, 19-21 July 2024**  
**Chronological Analysis Race 2**

Start at 12:45'41.936

**2 / 4**

3	27.906	26.147	26.362	26.642	1'47.057	<b>203,3</b>	12:51'09.880	5	27.916	26.561	26.463	26.613	1'47.553	198,9	12:54'45.370
4	27.811	26.322	26.489	26.800	1'47.422	201,8	12:52'57.302	6	27.856	26.820	26.520	27.144	1'48.340	197,5	12:56'33.710
5	27.939	26.305	26.574	26.623	1'47.441	202,6	12:54'44.743	7	27.851	26.021	26.365	26.545	1'46.782C	192,0	12:58'20.492
6	28.012	26.519	26.667	26.624	1'47.822	200,4	12:56'32.565	8	29.039	26.193	26.369	26.822	1'48.423	<b>201,8</b>	13:00'08.915
7	27.499	26.328	26.531	26.766	1'47.124	196,4	12:58'19.689	9	27.633	<b>26.001</b>	26.293	26.647	1'46.574	192,3	13:01'55.489
8	27.479	26.154	26.495	<b>26.420</b>	<b>1'46.548</b>	196,4	13:00'06.237	10	27.510	26.066	26.432	26.570	1'46.578	193,3	13:03'42.067
9	27.533	26.169	26.734	26.688	1'47.124	200,4	13:01'53.361	11	27.576	26.135	26.361	26.487	1'46.559	195,0	13:05'28.626
10	27.734	<b>26.137</b>	<b>26.311</b>	26.747	1'46.929	201,1	13:03'40.290	12	27.608	26.211	26.770	27.017	1'47.606	194,3	13:07'16.232
11	<b>27.394</b>	26.160	26.706	26.900	1'47.160	198,2	13:05'27.450								
12	27.951	26.212	26.985	27.126	1'48.274	196,4	13:07'15.724								

Race Time 21'34.296

Race Time 21'33.788

<b>14°</b>		<b>99 H. MAIER [1'46.560]</b>						
Lap	Seg1	Seg2	Seg3	Seg4	Lap Time	km/h	Local Time	
1		26.839	26.447	26.631	1'55.727	156,6	12:47'37.663	
2	27.743	26.608	26.273	26.721	1'47.345	200,7	12:49'25.008	
3	27.847	26.401	26.328	26.681	1'47.257	200,7	12:51'12.265	
4	27.625	<b>25.959</b>	<b>26.080</b>	26.896	<b>1'46.560</b>	200,7	12:52'58.825	
5	27.613	26.247	26.733	26.726	1'47.319	198,6	12:54'46.144	
6	27.854	26.709	26.423	26.667	1'47.653	197,1	12:56'33.797	
7	<b>27.489</b>	26.068	26.518	26.536	1'46.611	200,4	12:58'20.408	
8	27.915	26.287	26.641	26.552	1'47.395	199,6	13:00'07.803	
9	27.761	26.287	26.354	<b>26.426</b>	1'46.828	<b>201,1</b>	13:01'54.631	
10	28.444	26.307	26.234	26.701	1'47.686	196,4	13:03'42.317	
11	27.885	26.341	26.466	27.196	1'47.888	196,1	13:05'30.205	
12	28.204	26.463	26.746	27.270	1'48.683	188,3	13:07'18.888	

Race Time 21'36.952

Race Time 21'34.090

<b>15°</b>		<b>23 S. DI SORA [1'47.010]</b>						
Lap	Seg1	Seg2	Seg3	Seg4	Lap Time	km/h	Local Time	
1		27.588	26.584	<b>26.528</b>	1'56.807	157,3	12:47'38.743	
2	27.695	26.504	26.650	26.819	1'47.668	<b>201,1</b>	12:49'26.411	
3	27.631	26.500	26.589	26.647	1'47.367	198,2	12:51'13.778	
4	<b>27.569</b>	<b>26.126</b>	<b>26.378</b>	26.937	<b>1'47.010</b>	198,6	12:53'00.788	
5	27.757	26.311	26.507	27.107	1'47.682	193,3	12:54'48.470	
6	28.203	26.288	26.525	27.146	1'48.162	192,0	12:56'36.632	
7	28.240	26.429	26.454	26.943	1'48.066	192,6	12:58'24.698	
8	28.016	26.517	26.779	27.144	1'48.456	194,0	13:00'13.154	
9	28.217	26.256	26.708	27.369	1'48.550	193,0	13:02'01.704	
10	28.287	26.249	26.743	27.476	1'48.755	190,6	13:03'50.459	
11	28.102	26.369	27.018	27.512	1'49.001	191,0	13:05'39.460	
12	28.152	26.222	27.202	27.461	1'49.037	188,7	13:07'28.497	

Race Time 21'46.561

Race Time 21'34.112

<b>16°</b>		<b>66 P. TONN [1'47.485]</b>						
Lap	Seg1	Seg2	Seg3	Seg4	Lap Time	km/h	Local Time	
1		26.489	26.709	<b>26.621</b>	1'54.960	160,8	12:47'36.896	
2	27.927	26.263	26.544	26.884	1'47.618	<b>203,7</b>	12:49'24.514	
3	27.840	26.215	27.429	26.802	1'48.286	194,0	12:51'12.800	
4	<b>27.702</b>	<b>25.937</b>	26.560	27.286	<b>1'47.485</b>	195,0	12:53'00.285	
5	28.703	26.232	26.492	26.964	1'48.391	192,3	12:54'48.676	
6	27.744	26.240	26.737	27.134	1'47.855	197,8	12:56'36.531	
7	27.982	26.221	<b>26.465</b>	27.236	1'47.904	188,7	12:58'24.435	
8	27.879	26.598	27.019	27.020	1'48.516	188,3	13:00'12.951	
9	27.946	26.188	27.066	27.420	1'48.620	196,4	13:02'01.571	
10	27.970	26.348	27.008	27.465	1'48.791	190,6	13:03'50.362	
11	28.072	26.425	27.027	27.456	1'48.980	189,6	13:05'39.342	
12	28.001	26.289	27.267	27.618	1'49.175	189,6	13:07'28.517	

Race Time 21'46.581

Race Time 21'34.131

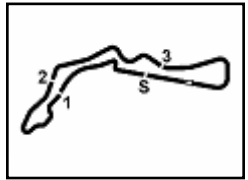
<b>17°</b>		<b>11 F. NOVOTNY [1'47.416]</b>						
Lap	Seg1	Seg2	Seg3	Seg4	Lap Time	km/h	Local Time	
1		27.028	26.477	<b>26.562</b>	1'55.898	161,2	12:47'37.834	
2	<b>27.597</b>	26.635	26.693	26.785	1'47.710	200,7	12:49'25.544	
3	27.712	26.635	<b>26.316</b>	26.753	<b>1'47.416</b>	<b>202,6</b>	12:51'12.960	
4	27.783	<b>26.151</b>	26.413	27.107	1'47.454	200,4	12:53'00.414	
5	27.825	26.187	26.451	27.080	1'47.543	197,8	12:54'47.957	
6	28.844	26.449	26.374	26.918	1'48.585	191,3	12:56'36.542	

21/07/2024 P = Pits In/Out - C = Lap Time Cancelled

These data/results cannot be reproduced, stored and/or transmitted in whole or in part by any manner of electronic, mechanical, photocopying, recording, broadcasting or otherwise now known or herein after developed without the previous express consent by the copyright owner, except for reproduction in daily press and regular printed publications on sale to the public within 60 days of the event related to those data/results and always provided that copyright symbol appears together as follows below.

© DORNA WSBK ORGANIZATION Srl 2024





Autodrom Most 4.212 m

**Czech Round, 19–21 July 2024**  
**Chronological Analysis Race 2**

Start at 12:45'41.936

**3 / 4**

7	28.142	26.286	26.345	27.143	1'47.916	188,3	12:58'24.458	9	28.284	<b>26.562</b>	26.876	28.315	1'50.037	189,3	13:02'13.115
8	27.958	26.641	26.533	27.195	1'48.327	191,0	13:00'12.785	10	28.287	26.721	27.069	27.596	1'49.673	186,1	13:04'02.788
9	28.293	26.357	26.702	27.448	1'48.800	189,0	13:02'01.585	11	28.301	26.771	26.832	27.209	1'49.113	189,3	13:05'51.901
10	28.165	26.355	26.683	27.601	1'48.804	190,6	13:03'50.389	12	28.147	27.001	27.180	27.685	1'50.013	191,6	13:07'41.914
11	28.254	26.465	26.874	27.409	1'49.002	189,0	13:05'39.391								
12	28.086	26.294	27.036	27.748	1'49.164	190,6	13:07'28.555								

Race Time 21'46.619

<b>18° 27 C. CLARK [1'48.103]</b>							
Lap	Seg1	Seg2	Seg3	Seg4	Lap Time	km/h	Local Time
1		27.513	27.406	<b>26.409</b>	1'57.860	163,6	12:47'39.796
2	28.721	26.385	26.808	26.876	1'48.790	<b>193,3</b>	12:49'28.586
3	<b>27.785</b>	26.436	<b>26.732</b>	27.150	<b>1'48.103</b>	<b>193,3</b>	12:51'16.689
4	27.955	26.409	26.909	27.493	1'48.766	191,3	12:53'05.455
5	28.372	26.509	26.869	27.194	1'48.944	191,3	12:54'54.399
6	28.155	26.378	27.176	27.121	1'48.830	190,6	12:56'43.229
7	28.578	26.675	26.909	26.915	1'49.077	188,0	12:58'32.306
8	27.960	26.537	26.991	27.363	1'48.851	191,3	13:00'21.157
9	28.443	<b>26.329</b>	26.898	27.384	1'49.054	189,3	13:02'10.211
10	28.855	27.713	26.876	27.613	1'51.057	186,7	13:04'01.268
11	28.524	26.468	27.071	27.599	1'49.662	183,6	13:05'50.930
12	28.648	26.717	27.758	27.687	1'50.810	189,0	13:07'41.740

Race Time 21'59.804

<b>19° 29 G. ZANNINI [1'47.744]</b>							
Lap	Seg1	Seg2	Seg3	Seg4	Lap Time	km/h	Local Time
1		27.452	<b>26.508</b>	<b>26.543</b>	1'56.667	162,2	12:47'38.603
2	<b>27.719</b>	<b>26.379</b>	26.568	27.078	<b>1'47.744</b>	<b>200,0</b>	12:49'26.347
3	27.960	26.758	26.591	26.913	1'48.222	195,0	12:51'14.569
4	27.986	26.507	26.955	27.327	1'48.775	193,0	12:53'03.344
5	28.371	26.888	27.254	27.702	1'50.215	190,3	12:54'53.559
6	28.477	26.702	27.304	27.187	1'49.670	187,7	12:56'43.229
7	28.550	26.576	27.173	26.939	1'49.238	188,7	12:58'32.467
8	28.187	26.538	26.948	27.012	1'48.685	193,3	13:00'21.152
9	28.539	26.432	26.803	27.270	1'49.044	188,0	13:02'10.196
10	28.916	27.106	27.293	27.871	1'51.186	185,8	13:04'01.382
11	28.651	26.463	27.173	27.292	1'49.579	185,8	13:05'50.961
12	28.671	26.750	27.945	27.458	1'50.824	190,0	13:07'41.785

Race Time 21'59.849

<b>20° 85 K. SABATUCCI [1'48.526]</b>							
Lap	Seg1	Seg2	Seg3	Seg4	Lap Time	km/h	Local Time
1		27.403	27.208	27.077	1'58.284	160,1	12:47'40.220
2	28.333	26.687	26.861	27.155	1'49.036	<b>198,9</b>	12:49'29.256
3	<b>27.727</b>	26.516	27.190	27.300	1'48.733	197,8	12:51'17.989
4	27.846	26.475	26.826	27.379	<b>1'48.526</b>	193,7	12:53'06.515
5	28.052	26.506	27.067	<b>27.004</b>	1'48.629	191,0	12:54'55.144
6	27.995	26.458	27.054	27.258	1'48.765	193,0	12:56'43.909
7	28.048	26.764	27.023	27.204	1'49.039	191,6	12:58'32.948
8	28.094	26.646	26.903	27.281	1'48.924	194,7	13:00'21.872
9	28.432	<b>26.321</b>	<b>26.690</b>	27.306	1'48.749	191,3	13:02'10.621
10	29.051	27.156	27.053	27.721	1'50.981	192,0	13:04'01.602
11	28.727	27.118	26.827	27.045	1'49.717	189,6	13:05'51.319
12	28.306	26.586	27.820	27.799	1'50.511	193,3	13:07'41.830

Race Time 21'59.894

<b>21° 14 K. QUINTAL [1'48.352]</b>							
Lap	Seg1	Seg2	Seg3	Seg4	Lap Time	km/h	Local Time
1		27.457	<b>26.640</b>	<b>26.822</b>	1'57.296	162,7	12:47'39.232
2	27.996	26.625	26.676	27.055	<b>1'48.352</b>	194,3	12:49'27.584
3	<b>27.975</b>	26.950	26.997	27.336	1'49.258	193,3	12:51'16.842
4	27.998	27.108	26.643	27.253	1'49.002	195,0	12:53'05.844
5	28.276	26.863	26.877	27.263	1'49.279	<b>195,4</b>	12:54'55.123
6	28.425	26.916	27.205	27.542	1'50.088	191,6	12:56'45.211
7	28.134	26.652	26.716	27.256	1'48.758	189,0	12:58'33.969
8	27.989	26.834	26.915	27.371	1'49.109	191,6	13:00'23.078

21/07/2024 P = Pits In/Out - C = Lap Time Cancelled

These data/results cannot be reproduced, stored and/or transmitted in whole or in part by any manner of electronic, mechanical, photocopying, recording, broadcasting or otherwise now known or herein after developed without the previous express consent by the copyright owner, except for reproduction in daily press and regular printed publications on sale to the public within 60 days of the event related to those data/results and always provided that copyright symbol appears together as follows below.

© DORNA WSBK ORGANIZATION Srl 2024

<b>22° 25 M. MARTELLA [1'48.229]</b>								
Lap	Seg1	Seg2	Seg3	Seg4	Lap Time	km/h	Local Time	
1			27.676	27.772	<b>26.814</b>	1'58.536	158,2	12:47'40.472
2	28.279	26.541	26.924	26.946	1'48.690	<b>201,5</b>	12:49'29.162	
3	27.943	26.464	26.781	27.053	1'48.241	195,0	12:51'17.403	
4	<b>27.704</b>	26.503	<b>26.660</b>	27.362	<b>1'48.229</b>	194,7	12:53'05.632	
5	28.309	26.593	26.898	27.201	1'49.001	195,7	12:54'54.633	
6	27.882	<b>26.374</b>	26.813	27.476	1'48.545	195,4	12:56'43.178	
7	28.232	26.466	27.128	27.340	1'49.166	188,3	12:58'32.344	
8	28.213	26.477	26.916	27.306	1'48.912	188,3	13:00'21.256	
9	28.646	26.391	26.806	27.258	1'49.101	188,0	13:02'10.357	
10	29.090	26.710	27.181	27.941	1'50.922	193,0	13:04'01.279	
11	28.517	26.461	27.229	27.498	1'49.705	182,7	13:05'50.984	
12	28.481	26.611	28.398	27.663	1'51.153	188,0	13:07'42.137	

Race Time 22'00.201

<b>RET 41 R. TRAGNI [1'48.601]</b>								
Lap	Seg1	Seg2	Seg3	Seg4	Lap Time	km/h	Local Time	
1			27.700	27.602	<b>26.682</b>	1'58.730	158,7	12:47'40.666
2	28.133	26.882	<b>26.844</b>	26.742	<b>1'48.601</b>	<b>201,1</b>	12:49'29.267	
3	<b>28.029</b>	<b>26.499</b>	27.146	27.181	1'48.855	196,4	12:51'18.122	
4	28.188	26.755	27.339	27.539	1'49.821	195,0	12:53'07.943	
5	28.197	29.178	27.707	27.718	1'52.800	191,0	12:55'00.743	
6	28.278	27.839	27.706	27.584	1'51.407	188,7	12:56'52.150	
7	28.336	29.189	27.533	27.686	1'52.744	188,3	12:58'44.894	
8	28.302	27.075	27.491	27.506	1'50.374	188,3	13:00'35.268	
9	28.685	27.091	27.597	27.608	1'50.981	187,7	13:02'26.249	
10	29.135	26.956	27.436	27.848	1'51.375	187,4	13:04'17.624	
11	28.313	27.148	28.103	45.197	2'08.761P	186,7	13:06'26.385	

Race Time 20'44.449

<b>RET 47 F. SEABRIGHT [1'45.929]</b>								
Lap	Seg1	Seg2	Seg3	Seg4	Lap Time	km/h	Local Time	
1			27.322	26.749	26.549	1'57.878	149,6	12:47'39.814
2	27.358	<b>25.852</b>	26.309	26.791	1'46.310	195,4	12:49'26.124	
3	27.253	26.176	<b>26.135</b>	26.526	1'46.090	194,3	12:51'12.214	
4	<b>27.144</b>	26.070	26.170	26.545	<b>1'45.929</b>	200,7	12:52'58.143	
5	27.799	26.589	26.669	26.614	1'47.671	197,5	12:54'45.814	
6	27.951	26.602	26.487	26.848	1'47.888	<b>202,6</b>	12:56'33.702	
7	27.686	26.169	26.499	26.622	1'46.976	196,8	12:58'20.678	
8	28.026	26.077	26.353	<b>26.508</b>	1'46.964	200,7	13:00'07.642	
9	27.362	25.880	26.435	26.683	1'46.360	199,3	13:01'54.002	
10	27.795	26.221	26.442				197,1	

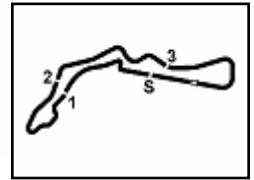
Race Time 16'12.066

<b>RET 69 D. SVENDSEN [1'46.668]</b>								
Lap	Seg1	Seg2	Seg3	Seg4	Lap Time	km/h	Local Time	
1			26.570	26.445	26.779	1'52.868	148,6	12:47'34.804
2	28.407	26.291	26.420	26.583	1'47.701	191,3	12:49'22.505	
3	27.655	<b>26.035</b>	<b>26.239</b>	26.739	<b>1'46.668</b>	204,5	12:51'09.173	
4	28.007	26.129	26.508	27.265	1'47.909	203,0	12:52'57.082	
5	27.978	26.237	26.709	26.569	1'47.493	<b>204,9</b>	12:54'44.575	
6	28.129	26.386	26.399	26.626	1'47.540	194,0	12:56'32.115	
7	27.789	26.080	27.702	26.761	1'48.332	194,3	12:58'20.447	
8	<b>27.452</b>	26.336	26.788	26.597	1'47.173	202,2	13:00'07.620	
9	27.642	26.455	26.321	<b>26.410</b>	1'46.828	197,5	13:01'54.448	
10							202,2	

Race Time 16'12.512

<b>RET 86 D. TURECEK [1'49.309]</b>							
Lap	Seg1	Seg2	Seg3	Seg4	Lap Time	km/h	Local Time
1							
2							
3							
4							
5							
6							
7							
8							
9							
10							





Autodrom Most 4.212 m

**Czech Round, 19-21 July 2024**  
**Chronological Analysis Race 2**

Start at 12:45:41.936

4 / 4

1		27.215	<b>26.593</b>	<b>26.849</b>	1'56.531	161,2	12:47'38.467	2	28.560	26.301	26.736	<b>26.707</b>	<b>1'48.304</b>	<b>199,6</b>	12:49'24.509
2	31.300	27.061	26.951	27.093	1'52.405	<b>199,6</b>	12:49'30.872	3	<b>27.926</b>	26.295	<b>26.401</b>			191,3	
3	<b>27.849</b>	30.093	35.412	29.997	2'03.351	193,3	12:51'34.223	Race Time 3'42.573							
4	29.325	27.607	27.606	27.866	1'52.404	185,5	12:53'26.627	<b>RET</b> <b>62 K. FONTAINHA [1'47.666]</b>							
5	28.547	26.934	27.095	27.688	1'50.264	187,4	12:55'16.891	Lap	Seg.1	Seg.2	Seg.3	Seg.4	Lap Time	km/h	Local Time
6	28.144	26.965	27.126	27.400	1'49.635	189,0	12:57'06.526	1		26.719	26.301	<b>26.601</b>	1'55.201	155,7	12:47'37.137
7	28.073	26.922	26.934	27.380	<b>1'49.309</b>	188,3	12:58'55.835	2	27.896	26.597	26.520	26.653	<b>1'47.666</b>	<b>199,3</b>	12:49'24.803
8	28.821	27.095	27.062	27.564	1'50.542	188,7	13:00'46.377	3	<b>27.728</b>	<b>26.445</b>	<b>26.241</b>			<b>199,3</b>	
9	28.671	<b>26.917</b>	27.265	28.092	1'50.945	187,7	13:02'37.322	Race Time 3'42.867							
10						187,1		<b>RET</b> <b>55 U. CALATAYUD</b>							

Race Time 16'55.386

<b>RET</b> <b>26 M. GENNAI [1'46.667]</b>							
Lap	Seg.1	Seg.2	Seg.3	Seg.4	Lap Time	km/h	Local Time
1		26.410	26.582	26.940	1'52.926	146,4	12:47'34.862
2	27.794	26.204	26.475	26.762	1'47.235	193,0	12:49'22.097
3	<b>27.378</b>	26.263	26.467	26.704	1'46.812	197,5	12:51'08.909
4	27.584	26.220	26.624	26.953	1'47.381	197,1	12:52'56.290
5	28.107	26.121	26.548	26.717	1'47.493	190,6	12:54'43.783
6	27.481	<b>26.045</b>	26.495	<b>26.646</b>	<b>1'46.667</b>	<b>199,6</b>	12:56'30.450
7	27.478	26.198	<b>26.412</b>	26.990	1'47.078	197,5	12:58'17.528
8	27.536	26.230	26.463	27.135	1'47.364	191,0	13:00'04.892
9						190,6	

Race Time 14'22.956

<b>RET</b> <b>50 C. THOMPSON [1'46.810]</b>							
Lap	Seg.1	Seg.2	Seg.3	Seg.4	Lap Time	km/h	Local Time
1		26.469	26.513	<b>26.758</b>	1'53.202	140,8	12:47'35.138
2	<b>27.459</b>	26.110	26.256	26.985	<b>1'46.810</b>	<b>201,5</b>	12:49'21.948
3	27.657	26.261	<b>26.163</b>	26.841	1'46.922	193,0	12:51'08.870
4	27.664	26.196	26.409	27.375	1'47.644	194,3	12:52'56.514
5	27.590	26.150	26.519	26.938	1'47.197	197,8	12:54'43.711
6	27.550	<b>26.009</b>	26.392	26.945	1'46.896	197,1	12:56'30.607
7	27.673	26.125	26.446	26.966	1'47.210	<b>201,5</b>	12:58'17.817
8	27.525	26.205	26.692	26.895	1'47.317	195,7	13:00'05.134
9						195,7	

Race Time 14'23.198

<b>RET</b> <b>1 J. BUIS [1'46.770]</b>							
Lap	Seg.1	Seg.2	Seg.3	Seg.4	Lap Time	km/h	Local Time
1		26.334	26.599	<b>26.465</b>	1'53.423	154,0	12:47'35.359
2	27.813	<b>26.081</b>	26.398	26.700	1'46.992	201,5	12:49'22.351
3	<b>27.547</b>	26.490	26.353	26.726	1'47.116	202,2	12:51'09.467
4	27.816	26.186	26.540	26.844	1'47.386	202,2	12:52'56.853
5	27.824	26.317	26.367	26.773	1'47.281	200,7	12:54'44.134
6	27.609	26.277	<b>26.350</b>	26.534	<b>1'46.770</b>	201,5	12:56'30.904
7	27.632	26.299	26.971	26.580	1'47.482	204,1	12:58'18.386
8	27.694	26.122	26.563	26.577	1'46.956	<b>204,9</b>	13:00'05.342
9						198,2	

Race Time 14'23.406

<b>RET</b> <b>91 M. VANNUCCI [1'46.690]</b>							
Lap	Seg.1	Seg.2	Seg.3	Seg.4	Lap Time	km/h	Local Time
1		26.525	26.324	26.389	1'54.088	155,3	12:47'36.024
2	27.708	26.256	26.270	26.465	1'46.699	198,6	12:49'22.723
3	28.004	26.350	26.342	26.363	1'47.059	204,5	12:51'09.782
4	27.734	<b>26.066</b>	26.297	27.258	1'47.355	197,8	12:52'57.137
5	27.976	26.112	26.301	26.655	1'47.044	<b>206,0</b>	12:54'44.181
6	28.354	26.094	<b>26.228</b>	26.510	1'47.186	203,0	12:56'31.367
7	<b>27.376</b>	26.237	26.418	26.659	<b>1'46.690</b>	194,7	12:58'18.057
8	28.034	26.856	26.294	<b>26.321</b>	1'47.505	200,0	13:00'05.562
9						205,2	

Race Time 14'23.626

<b>RET</b> <b>80 G. MANSO [1'48.304]</b>							
Lap	Seg.1	Seg.2	Seg.3	Seg.4	Lap Time	km/h	Local Time
1		<b>26.244</b>	26.537	26.942	1'54.269	153,6	12:47'36.205

21/07/2024 P = Pits In/Out - C = Lap Time Cancelled

These data/results cannot be reproduced, stored and/or transmitted in whole or in part by any manner of electronic, mechanical, photocopying, recording, broadcasting or otherwise now known or herein after developed without the previous express consent by the copyright owner, except for reproduction in daily press and regular printed publications on sale to the public within 60 days of the event related to those data/results and always provided that copyright symbol appears together as follows below.

© DORNA WSBK ORGANIZATION Srl 2024

