

Autodrom Most 4.212 m

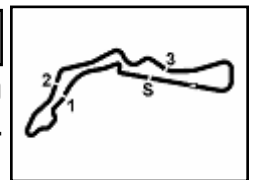
**Czech Round, 19–21 July 2024**  
**Biographical Entry List**

No.	Rider (Abbreviation)	Age	Date of Birth	Place of Birth	Nat	Bike Team	Wins 2024	Podiums 2024	Pole 2024	Races 2024	Tyres
1	<b>1</b> <b>BUIS Jeffrey</b> (Bui)	22	27/12/2001	Meppel	NED	<b>KTM RC 390 R</b> Freudenberg KTM-PALIGO Racing	12	22	2	59	Pirelli
2	<b>7</b> <b>VENEMAN Loris</b> (Ven)	17	10/09/2006	Dalfsen	NED	<b>Kawasaki Ninja 400</b> MTM Kawasaki	1	3		22	Pirelli
3	<b>8</b> <b>IERACI Bruno</b> (Ier)	23	14/08/2000	Giulianova	ITA	<b>Kawasaki Ninja 400</b> Team ProDina Kawasaki	2	4		58	Pirelli
4	<b>9</b> <b>ERCOLANI Emiliano</b> (Erc)	19	16/02/2005	Pesaro	ITA	<b>Yamaha YZF-R3</b> Yamaha Motoxrcing WorldSSP300 Team				5	Pirelli
5	<b>11</b> <b>NOVOTNY Filip</b> (Nov)	16	11/09/2007	Brno	CZE	<b>Kawasaki Ninja 400</b> Accolade Smrz Racing BGR				6	Pirelli
6	<b>14</b> <b>QUINTAL Kavin Samaar</b> (Qui)	19	11/05/2005	Chennai	IND	<b>Kawasaki Ninja 400</b> Team#109 Retro Traffic Kawasaki					Pirelli
7	<b>17</b> <b>BIJMAN Ruben</b> (Bij)	20	27/09/2003	Lopik	NED	<b>Kawasaki Ninja 400</b> Team Flembbo-PL Performances				51	Pirelli
8	<b>22</b> <b>GARCIA Marc</b> (Gar)	24	01/11/1999	Barbera Del Valles	ESP	<b>Kove 321 RR-S</b> KOVE Racing Team	7	14	2	66	Pirelli
9	<b>23</b> <b>DI SORA Samuel</b> (DiS)	23	08/05/2001	Bayonne	FRA	<b>Yamaha YZF-R3</b> ARCO SASH MotoR University Team	2	14		71	Pirelli
10	<b>25</b> <b>MARTELLA Mattia</b> (Mar)	19	25/02/2005	Alatri - Frosinone	ITA	<b>Kawasaki Ninja 400</b> Kawasaki GP Project				24	Pirelli
11	<b>26</b> <b>GENNAI Mirko</b> (Gen)	21	07/03/2003	Firenze	ITA	<b>Kawasaki Ninja 400</b> MTM Kawasaki	4	11		66	Pirelli
12	<b>27</b> <b>CLARK Christopher</b> (Cla)	17	15/11/2006	Arlington	USA	<b>Kawasaki Ninja 400</b> Accolade Smrz Racing BGR				10	Pirelli
13	<b>29</b> <b>ZANNINI Giacomo</b> (Zan)	24	03/08/1999	Comacchio	ITA	<b>Kawasaki Ninja 400</b> Team ProDina Kawasaki				6	Pirelli
14	<b>31</b> <b>BARTOLINI Elia</b> (Bar)	20	31/07/2003	Cesena	ITA	<b>Yamaha YZF-R3</b> Yamaha Motoxrcing WorldSSP300 Team				6	Pirelli
15	<b>38</b> <b>SALVADOR David</b> (Sal)	21	27/06/2003	Madrid	ESP	<b>Yamaha YZF-R3</b> MS Racing				6	Pirelli
16	<b>41</b> <b>TRAGNI Raffaele</b> (Tra)	22	28/05/2002	Altamura (Ba)	ITA	<b>Yamaha YZF-R3</b> Pata Yamaha AG Motorsport Italia				22	Pirelli
17	<b>43</b> <b>GAGGI Marco</b> (Gag)	20	25/12/2003	Fano	ITA	<b>Yamaha YZF-R3</b> Team BrCorse		3		52	Pirelli
18	<b>47</b> <b>SEABRIGHT Fenton</b> (Sea)	22	14/06/2002	Chelmsford	GBR	<b>Kawasaki Ninja 400</b> Kawasaki GP Project			1	38	Pirelli
19	<b>48</b> <b>GARCIA GONZALEZ Julio</b> (CaJ)	18	10/07/2006	Malaga	ESP	<b>Kove 321 RR-S</b> KOVE Racing Team		2	1	23	Pirelli
20	<b>50</b> <b>THOMPSON Carter</b> (Tho)	16	29/11/2007	New Lambton Heights	AUS	<b>Kawasaki Ninja 400</b> Fusport-RT Motorsport by SKM-Kawasaki					Pirelli
21	<b>55</b> <b>CALATAYUD Unai</b> (Cal)	20	31/01/2004	Bicorp	ESP	<b>Yamaha YZF-R3</b> ARCO SASH MotoR University Team		1		16	Pirelli
22	<b>56</b> <b>PRATAMA Galang Hendra</b> (Pra)	25	10/03/1999	Yogyakarta	INA	<b>Yamaha YZF-R3</b> ProGP NitiRacing	2	2	3	37	Pirelli
23	<b>57</b> <b>MAHENDRA Aldi Satya</b> (Mah)	18	27/06/2006	Yogyakarta Bantul	INA	<b>Yamaha YZF-R3</b> Team BrCorse	2	4		10	Pirelli
24	<b>58</b> <b>IGLESIAS BRAVO Inigo</b> (Igl)	22	09/04/2002	Errenteria	ESP	<b>Kawasaki Ninja 400</b> Fusport-RT Motorsport by SKM-Kawasaki	2	8	1	48	Pirelli
25	<b>62</b> <b>FONTAINHA Kevin</b> (Fon)	17	26/07/2006	Brazil	BRA	<b>Yamaha YZF-R3</b> Yamaha AD78 FIM LA by MS Racing				9	Pirelli
26	<b>66</b> <b>TONN Phillip</b> (Ton)	18	22/08/2005	Werdau	GER	<b>KTM RC 390 R</b> Freudenberg KTM-PALIGO Racing				8	Pirelli
27**	<b>69</b> <b>SVENDSEN Oliver</b> (Sve)	20	03/02/2004	Silkeborg	DEN	<b>KTM RC 390 R</b> Freudenberg KTM-PALIGO Racing					Pirelli
28	<b>71</b> <b>BOLANO HERNANDEZ Ivan</b> (Bol)	18	05/04/2006	Badajoz	ESP	<b>Kawasaki Ninja 400</b> DEZA-BOX 77 Racing Team				8	Pirelli
29	<b>77</b> <b>OSUNA SAEZ Jose Manuel</b> (Osu)	17	06/02/2007	Écija	ESP	<b>Kawasaki Ninja 400</b> DEZA-BOX 77 Racing Team		1		21	Pirelli
30	<b>80</b> <b>MANSO Gustavo</b> (Man)	19	19/11/2004	Brazil	BRA	<b>Yamaha YZF-R3</b> Yamaha AD78 FIM LA by MS Racing				6	Pirelli
31	<b>85</b> <b>SABATUCCI Kevin</b> (Sab)	25	07/04/1999	Ascoli Piceno	ITA	<b>Kawasaki Ninja 400</b> Team Flembbo-PL Performances	1	3	1	73	Pirelli
32*	<b>86</b> <b>TURECEK Daniel</b> (Tur)	20	29/06/2004	Brno	CZE	<b>Kawasaki Ninja 400</b> Rohac & Fejta Motoracing Team					Pirelli
33	<b>91</b> <b>VANNUCCI Matteo</b> (Van)	21	19/05/2003	Bagno a Ripoli	ITA	<b>Yamaha YZF-R3</b> Pata Yamaha AG Motorsport Italia	3	8	3	35	Pirelli
34	<b>99</b> <b>MAIER Humberto</b> (Mai)	18	28/10/2005	Osasco	BRA	<b>Yamaha YZF-R3</b> MS Racing		4	1	32	Pirelli

19/07/2024

\* = Wild Card

\*\* = One Event



**Czech Round, 19–21 July 2024**  
**Results Free Practice**

No.	Rider	Nat	Team	Bike	Time	Gap	Rel.	Laps	Speed	
									Avg	Max
1	<b>58 I. IGLESIAS BRAVO</b>	ESP	Fusport-RT Motorsport by SKM-Kawasaki	Kawasaki Ninja 400	<b>1'45.589</b>			12	143,606	<b>195,7</b>
2	<b>50 C. THOMPSON</b>	AUS	Fusport-RT Motorsport by SKM-Kawasaki	Kawasaki Ninja 400	<b>1'46.080</b>	0.491	0.491	12	142,941	<b>196,4</b>
3	<b>57 A. MAHENDRA</b>	INA	Team BrCorse	Yamaha YZF-R3	<b>1'46.533</b>	0.944	0.453	12	142,333	<b>196,8</b>
4	<b>26 M. GENNAI</b>	ITA	MTM Kawasaki	Kawasaki Ninja 400	<b>1'46.593</b>	1.004	0.060	9	142,253	<b>201,5</b>
5	<b>43 M. GAGGI</b>	ITA	Team BrCorse	Yamaha YZF-R3	<b>1'46.671</b>	1.082	0.078	9	142,149	<b>199,6</b>
6	<b>77 J. OSUNA SAEZ</b>	ESP	DEZA-BOX 77 Racing Team	Kawasaki Ninja 400	<b>1'46.677</b>	1.088	0.006	10	142,141	<b>193,7</b>
7	<b>22 M. GARCIA</b>	ESP	KOVE Racing Team	Kove 321 RR-S	<b>1'46.700</b>	1.111	0.023	9	142,111	<b>197,8</b>
8	<b>56 G. PRATAMA</b>	INA	ProGP NitiRacing	Yamaha YZF-R3	<b>1'46.920</b>	1.331	0.220	10	141,818	<b>199,6</b>
9	<b>91 M. VANNUCCI</b>	ITA	Pata Yamaha AG Motorsport Italia	Yamaha YZF-R3	<b>1'46.944</b>	1.355	0.024	11	141,786	<b>201,1</b>
10	<b>7 L. VENEMAN</b>	NED	MTM Kawasaki	Kawasaki Ninja 400	<b>1'46.952</b>	1.363	0.008	12	141,776	<b>200,0</b>
11	<b>47 F. SEABRIGHT</b>	GBR	Kawasaki GP Project	Kawasaki Ninja 400	<b>1'46.954</b>	1.365	0.002	11	141,773	<b>201,5</b>
12	<b>1 J. BUIS</b>	NED	Freudenberg KTM-PALIGO Racing	KTM RC 390 R	<b>1'46.961</b>	1.372	0.007	10	141,764	<b>199,6</b>
13	<b>55 U. CALATAYUD</b>	ESP	ARCO SASH MotoR University Team	Yamaha YZF-R3	<b>1'47.181</b>	1.592	0.220	12	141,473	<b>198,2</b>
14	<b>99 H. MAIER</b>	BRA	MS Racing	Yamaha YZF-R3	<b>1'47.182</b>	1.593	0.001	13	141,472	<b>193,7</b>
15	<b>38 D. SALVADOR</b>	ESP	MS Racing	Yamaha YZF-R3	<b>1'47.197</b>	1.608	0.015	13	141,452	<b>192,3</b>
16	<b>69 O. SVENDSEN</b>	DEN	Freudenberg KTM-PALIGO Racing	KTM RC 390 R	<b>1'47.250</b>	1.661	0.053	12	141,382	<b>202,2</b>
17	<b>8 B. IERACI</b>	ITA	Team ProDina Kawasaki	Kawasaki Ninja 400	<b>1'47.354</b>	1.765	0.104	12	141,245	<b>201,5</b>
18	<b>66 P. TONN</b>	GER	Freudenberg KTM-PALIGO Racing	KTM RC 390 R	<b>1'47.732</b>	2.143	0.378	11	140,749	<b>200,0</b>
19	<b>31 E. BARTOLINI</b>	ITA	Yamaha Motoxracing WorldSSP300 Team	Yamaha YZF-R3	<b>1'47.840</b>	2.251	0.108	12	140,608	<b>198,2</b>
20	<b>23 S. DI SORA</b>	FRA	ARCO SASH MotoR University Team	Yamaha YZF-R3	<b>1'47.999</b>	2.410	0.159	11	140,401	<b>200,4</b>
21	<b>48 J. GARCIA GONZALEZ</b>	ESP	KOVE Racing Team	Kove 321 RR-S	<b>1'48.232</b>	2.643	0.233	10	140,099	<b>201,1</b>
22	<b>62 K. FONTAINHA</b>	BRA	Yamaha AD78 FIM LA by MS Racing	Yamaha YZF-R3	<b>1'48.232</b>	2.643	0.000	11	140,099	<b>192,3</b>
23	<b>9 E. ERCOLANI</b>	ITA	Yamaha Motoxracing WorldSSP300 Team	Yamaha YZF-R3	<b>1'48.258</b>	2.669	0.026	11	140,065	<b>191,0</b>
24	<b>17 R. BIJMAN</b>	NED	Team Flembbo-PL Performances	Kawasaki Ninja 400	<b>1'48.354</b>	2.765	0.096	11	139,941	<b>195,4</b>
25	<b>11 F. NOVOTNY</b>	CZE	Accolade Smrz Racing BGR	Kawasaki Ninja 400	<b>1'48.414</b>	2.825	0.060	13	139,864	<b>199,3</b>
26	<b>41 R. TRAGNI</b>	ITA	Pata Yamaha AG Motorsport Italia	Yamaha YZF-R3	<b>1'48.435</b>	2.846	0.021	11	139,837	<b>194,3</b>
27	<b>27 C. CLARK</b>	USA	Accolade Smrz Racing BGR	Kawasaki Ninja 400	<b>1'48.739</b>	3.150	0.304	11	139,446	<b>195,0</b>
28	<b>85 K. SABATUCCI</b>	ITA	Team Flembbo-PL Performances	Kawasaki Ninja 400	<b>1'48.771</b>	3.182	0.032	14	139,405	<b>196,4</b>
29	<b>25 M. MARTELLA</b>	ITA	Kawasaki GP Project	Kawasaki Ninja 400	<b>1'48.801</b>	3.212	0.030	11	139,366	<b>196,1</b>
30	<b>80 G. MANSO</b>	BRA	Yamaha AD78 FIM LA by MS Racing	Yamaha YZF-R3	<b>1'48.955</b>	3.366	0.154	11	139,169	<b>193,3</b>
31	<b>29 G. ZANNINI</b>	ITA	Team ProDina Kawasaki	Kawasaki Ninja 400	<b>1'49.298</b>	3.709	0.343	12	138,733	<b>197,8</b>
32	<b>14 K. QUINTAL</b>	IND	Team#109 Retro Traffic Kawasaki	Kawasaki Ninja 400	<b>1'49.565</b>	3.976	0.267	11	138,395	<b>193,3</b>
33	<b>86 D. TURECEK</b>	CZE	Rohac & Fejta Motoracing Team	Kawasaki Ninja 400	<b>1'49.957</b>	4.368	0.392	8	137,901	<b>191,3</b>
----- <b>Out 105% in this Session</b> -----										
34	<b>71 I. BOLANO HERNANDEZ</b>	ESP	DEZA-BOX 77 Racing Team	Kawasaki Ninja 400	<b>1'52.208</b>	6.619	2.251	9	135,135	<b>190,0</b>

**Qualifying Lap Time (105% of 1'45.589): 1'50.869**

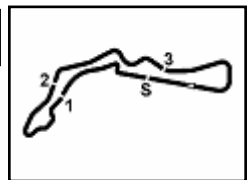
AIR	Humidity:	56%	Temp:	23°C
TRACK	Condition:	Dry	Temp:	33°C

Records	Pole	(SP)	2023 J.Perez Gonzalez	1'46.162	142,830	Km/h
	Race	(RC1)	2021 A.Huertas	1'46.430	142,470	Km/h
	All Times	(WUP)	2022 V.Steeman	1'45.332	143,960	Km/h

Start 09:40 End 10:09 The results are provisional until the end of the time limit for protests and appeals and the completion of the technical checks.

These data/results cannot be reproduced, stored and/or transmitted in whole or in part by any manner of electronic, mechanical, photocopying, recording, broadcasting or otherwise now known or herein after developed without the previous express consent by the copyright owner, except for reproduction in daily press and regular printed publications on sale to the public within 60 days of the event related to those data/results and always provided that copyright symbol appears together as follows below.

© DORNA WSBK ORGANIZATION Srl 2024



**Czech Round, 19–21 July 2024**  
**Results Free Practice**

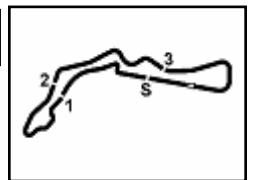
**Session Highlights**

Local Time	No. Rider	Description
09.40.00		Start of Session
09.40.28		WorldSSP300 Pit Intervention Time: 1min 13secs
09.41.08	<b>71 I. BOLANO HERNANDEZ</b>	#71 Transponder NOT Working
09.42.25	<b>11 F. NOVOTNY</b>	#11 Current Lap Time Cancelled - Exceeded Track Limits - Turn 1
09.42.27	<b>27 C. CLARK</b>	#27 Current Lap Time Cancelled - Exceeded Track Limits - Turn 1
09.44.21	<b>55 U. CALATAYUD</b>	#55 Current Lap Time Cancelled - Exceeded Track Limits - Turn 1
09.45.12	<b>77 J. OSUNA SAEZ</b>	#77 BLACK FLAG - Transponder Not Working
09.45.12	<b>31 E. BARTOLINI</b>	#31 BLACK FLAG - Transponder Not Working
09.45.12	<b>9 E. ERCOLANI</b>	#9 BLACK FLAG - Transponder Not Working
09.46.13	<b>55 U. CALATAYUD</b>	#55 Current Lap Time Cancelled - Exceeded Track Limits - Turn 1
09.48.02	<b>56 G. PRATAMA</b>	#56 Current Lap Time Cancelled - Exceeded Track Limits - Turn 1
09.48.02	<b>1 J. BUIS</b>	#1 Current Lap Time Cancelled - Exceeded Track Limits - Turn 1
09.49.54	<b>8 B. IERACI</b>	#8 Current Lap Time Cancelled - Exceeded Track Limits - Turn 1
09.49.55	<b>41 R. TRAGNI</b>	#41 Current Lap Time Cancelled - Exceeded Track Limits - Turn 1
09.49.58	<b>22 M. GARCIA</b>	#22 Current Lap Time Cancelled - Exceeded Track Limits - Turn 1
09.50.01	<b>80 G. MANSO</b>	#80 Current Lap Time Cancelled - Exceeded Track Limits - Turn 1
09.50.12	<b>86 D. TURECEK</b>	#86 Current Lap Time Cancelled - Exceeded Track Limits - Turn 1
09.51.16	<b>71 I. BOLANO HERNANDEZ</b>	#71 Transponder OK
09.51.17	<b>77 J. OSUNA SAEZ</b>	#77 Transponder OK
09.51.37	<b>9 E. ERCOLANI</b>	#9 Transponder OK
09.51.45	<b>48 J. GARCIA GONZALEZ</b>	#48 Current Lap Time Cancelled - Exceeded Track Limits - Turn 1
09.51.46	<b>66 P. TONN</b>	#66 Current Lap Time Cancelled - Exceeded Track Limits - Turn 1
09.51.51	<b>14 K. QUINTAL</b>	#14 Current Lap Time Cancelled - Exceeded Track Limits - Turn 1
09.53.06	<b>71 I. BOLANO HERNANDEZ</b>	#71 Current Lap Time Cancelled - Exceeded Track Limits - Turn 1
09.53.30	<b>1 J. BUIS</b>	#1 Current Lap Time Cancelled - Exceeded Track Limits - Turn 1
09.53.33	<b>27 C. CLARK</b>	#27 Current Lap Time Cancelled - Exceeded Track Limits - Turn 1
09.53.34	<b>11 F. NOVOTNY</b>	#11 Current Lap Time Cancelled - Exceeded Track Limits - Turn 1
09.53.35	<b>31 E. BARTOLINI</b>	#31 Transponder OK
09.53.35	<b>55 U. CALATAYUD</b>	#55 Current Lap Time Cancelled - Exceeded Track Limits - Turn 1
09.53.36	<b>57 A. MAHENDRA</b>	#57 Current Lap Time Cancelled - Exceeded Track Limits - Turn 1
09.54.04	<b>48 J. GARCIA GONZALEZ</b>	#48 Lap Time Cancelled [1'48.316] - Exceeded Track Limits - Turn 13
09.54.34	<b>8 B. IERACI</b>	#8 Lap Time Cancelled [1'49.366] - Exceeded Track Limits - Turn 17
09.57.10	<b>47 F. SEABRIGHT</b>	#47 Current Lap Time Cancelled - Exceeded Track Limits - Turn 1
09.57.20	<b>99 H. MAIER</b>	#99 Lap Time Cancelled [1'48.284] - Exceeded Track Limits - Turn 17
09.57.35	<b>26 M. GENNAI</b>	#26 Lap Time Cancelled [7'10.705] - Exceeded Track Limits - Turn 1
09.58.43	<b>56 G. PRATAMA</b>	#56 Current Lap Time Cancelled - Exceeded Track Limits - Turn 1
09.58.53	<b>48 J. GARCIA GONZALEZ</b>	#48 Current Lap Time Cancelled - Exceeded Track Limits - Turn 1
09.58.57	<b>22 M. GARCIA</b>	#22 Current Lap Time Cancelled - Exceeded Track Limits - Turn 1
09.59.01	<b>38 D. SALVADOR</b>	#38 Current Lap Time Cancelled - Exceeded Track Limits - Turn 1
09.59.04	<b>99 H. MAIER</b>	#99 Current Lap Time Cancelled - Exceeded Track Limits - Turn 1
09.59.09	<b>57 A. MAHENDRA</b>	#57 On the Gravel - Rejoined - Turn 21
10.00.17	<b>99 H. MAIER</b>	#99 Lap Time Cancelled [1'47.822] - Exceeded Track Limits - Turn 13
10.00.26	<b>7 L. VENEMAN</b>	#7 Current Lap Time Cancelled - Exceeded Track Limits - Turn 1
10.00.49	<b>91 M. VANNUCCI</b>	#91 Current Lap Time Cancelled - Exceeded Track Limits - Turn 1
10.00.52	<b>48 J. GARCIA GONZALEZ</b>	#48 Current Lap Time Cancelled - Exceeded Track Limits - Turn 1
10.01.01	<b>43 M. GAGGI</b>	#43 Current Lap Time Cancelled - Exceeded Track Limits - Turn 1
10.01.02	<b>25 M. MARTELLA</b>	#25 Current Lap Time Cancelled - Exceeded Track Limits - Turn 1
10.01.06	<b>71 I. BOLANO HERNANDEZ</b>	#71 Crashed - Turn 2
10.01.07	<b>86 D. TURECEK</b>	#86 Crashed - Turn 2
10.01.23	<b>71 I. BOLANO HERNANDEZ</b>	#71 Rejoined
10.01.36	<b>99 H. MAIER</b>	#99 Lap Time Cancelled [1'47.822] - Exceeded Track Limits - Turn 13
10.02.24	<b>99 H. MAIER</b>	#99 Lap Time Cancelled [1'47.822] - Exceeded Track Limits - Turn 13
10.02.42	<b>22 M. GARCIA</b>	#22 Current Lap Time Cancelled - Exceeded Track Limits - Turn 1
10.02.46	<b>11 F. NOVOTNY</b>	#11 Current Lap Time Cancelled - Exceeded Track Limits - Turn 1
10.03.20	<b>71 I. BOLANO HERNANDEZ</b>	#71 BLACK FLAG - Crashed during practice and not entered into pit lane
10.05.11	<b>14 K. QUINTAL</b>	#14 Current Lap Time Cancelled - Exceeded Track Limits - Turn 1

Start 09:40 End 10:09 The results are provisional until the end of the time limit for protests and appeals and the completion of the technical checks.

These data/results cannot be reproduced, stored and/or transmitted in whole or in part by any manner of electronic, mechanical, photocopying, recording, broadcasting or otherwise now known or herein after developed without the previous express consent by the copyright owner, except for reproduction in daily press and regular printed publications on sale to the public within 60 days of the event related to those data/results and always provided that copyright symbol appears together as follows below.

© DORNA WSBK ORGANIZATION Srl 2024



**Czech Round, 19–21 July 2024**  
**Results Free Practice**

10.05.13	<b>66</b> P. <b>TONN</b>	#66 Lap Time Cancelled [1'52.536] - Yellow Flag - Turn 2
10.05.18	<b>9</b> E. <b>ERCOLANI</b>	#9 Lap Time Cancelled [1'51.629] - Yellow Flag - Turn 2
10.05.23	<b>22</b> M. <b>GARCIA</b>	#22 Lap Time Cancelled [1'49.421] - Yellow Flag - Turn 2
10.05.28	<b>38</b> D. <b>SALVADOR</b>	#38 Lap Time Cancelled [1'49.662] - Yellow Flag - Turn 2
10.05.33	<b>11</b> F. <b>NOVOTNY</b>	#11 Lap Time Cancelled [1'51.049] - Yellow Flag - Turn 2
10.05.38	<b>99</b> H. <b>MAIER</b>	#99 Lap Time Cancelled [1'53.154] - Yellow Flag - Turn 2
10.05.43	<b>85</b> K. <b>SABATUCCI</b>	#85 Lap Time Cancelled [1'53.349] - Yellow Flag - Turn 2
10.05.48	<b>57</b> A. <b>MAHENDRA</b>	#57 Lap Time Cancelled [1'48.493] - Yellow Flag - Turn 2
10.05.53	<b>71</b> I. <b>BOLANO HERNANDEZ</b>	#71 Lap Time Cancelled [2'29.062] - Yellow Flag - Turn 2
10.05.58	<b>71</b> I. <b>BOLANO HERNANDEZ</b>	#71 Lap Time Cancelled [2'29.062] - Yellow Flag - Turn 2
10.06.03	<b>80</b> G. <b>MANSO</b>	#80 Lap Time Cancelled [1'51.540] - Yellow Flag - Turn 2
10.06.08	<b>26</b> M. <b>GENNAI</b>	#26 Lap Time Cancelled [4'08.501] - Yellow Flag - Turn 2
10.06.13	<b>62</b> K. <b>FONTAINHA</b>	#62 Lap Time Cancelled [1'49.026] - Yellow Flag - Turn 2
10.07.38	<b>48</b> J. <b>GARCIA GONZALEZ</b>	#48 Lap Time Cancelled [1'48.694] - Exceeded Track Limits - Turn 13
10.08.46	<b>71</b> I. <b>BOLANO HERNANDEZ</b>	#71 Lap Times under black flag cancelled
10.09.51		End of Session

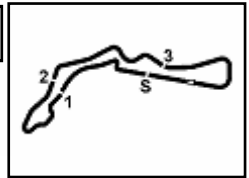
**Fastest Laps Sequence**

No.	Rider	Nat	Team	Bike	Local Time	Time	Gap	Avg
<b>38</b>	D. <b>SALVADOR</b>	ESP	MS Racing	Yamaha YZF-R3	09:44'03.987	<b>1'52.333</b>		134,984
<b>8</b>	B. <b>IERACI</b>	ITA	Team ProDina Kawasaki	Kawasaki Ninja 400	09:44'06.844	<b>1'50.805</b>	-1.528	136,846
<b>26</b>	M. <b>GENNAI</b>	ITA	MTM Kawasaki	Kawasaki Ninja 400	09:44'11.535	<b>1'48.768</b>	-2.037	139,409
<b>1</b>	J. <b>BUIS</b>	NED	Freudenberg KTM-PALIGO Racing	KTM RC 390 R	09:44'14.559	<b>1'48.760</b>	-0.008	139,419
<b>1</b>	J. <b>BUIS</b>	NED	Freudenberg KTM-PALIGO Racing	KTM RC 390 R	09:46'02.498	<b>1'47.939</b>	-0.821	140,479
<b>69</b>	D. <b>SVENDSEN</b>	DEN	Freudenberg KTM-PALIGO Racing	KTM RC 390 R	09:46'02.953	<b>1'47.250</b>	-0.689	141,382
<b>22</b>	M. <b>GARCIA</b>	ESP	KDVE Racing Team	Kove 321 RR-S	09:49'46.353	<b>1'47.008</b>	-0.242	141,702
<b>50</b>	C. <b>THOMPSON</b>	AUS	Fusport-RT Motorsport by SKM-Kawasaki	Kawasaki Ninja 400	09:52'33.234	<b>1'46.689</b>	-0.319	142,125
<b>57</b>	A. <b>MAHENDRA</b>	INA	Team BrCorse	Yamaha YZF-R3	09:53'24.448	<b>1'46.533</b>	-0.156	142,333
<b>58</b>	I. <b>IGLESIAS BRAVO</b>	ESP	Fusport-RT Motorsport by SKM-Kawasaki	Kawasaki Ninja 400	09:57'54.162	<b>1'46.528</b>	-0.005	142,340
<b>58</b>	I. <b>IGLESIAS BRAVO</b>	ESP	Fusport-RT Motorsport by SKM-Kawasaki	Kawasaki Ninja 400	10:01'28.468	<b>1'46.151</b>	-0.377	142,846
<b>50</b>	C. <b>THOMPSON</b>	AUS	Fusport-RT Motorsport by SKM-Kawasaki	Kawasaki Ninja 400	10:05'01.063	<b>1'46.080</b>	-0.071	142,941
<b>58</b>	I. <b>IGLESIAS BRAVO</b>	ESP	Fusport-RT Motorsport by SKM-Kawasaki	Kawasaki Ninja 400	10:05'04.128	<b>1'45.589</b>	-0.491	143,606

19/07/2024 Start 09:40 End 10:09 The results are provisional until the end of the time limit for protests and appeals and the completion of the technical checks.

These data/results cannot be reproduced, stored and/or transmitted in whole or in part by any manner of electronic, mechanical, photocopying, recording, broadcasting or otherwise now known or herein after developed without the previous express consent by the copyright owner, except for reproduction in daily press and regular printed publications on sale to the public within 60 days of the event related to those data/results and always provided that copyright symbol appears together as follows below.

© DORNA WSBK ORGANIZATION Srl 2024



Autodrom Most 4.212 m

**Czech Round, 19-21 July 2024**  
**Best Sectors & Speed Free Practice**

BEST LAP			
1	58	I. IGLESIAS BRAVO	Kawasaki Ninja 400 1'45.589
2	50	C. THOMPSON	Kawasaki Ninja 400 1'46.080
3	57	A. MAHENDRA	Yamaha YZF-R3 1'46.533
4	26	M. GENNAI	Kawasaki Ninja 400 1'46.593
5	43	M. GAGGI	Yamaha YZF-R3 1'46.671
6	77	J. OSUNA SAEZ	Kawasaki Ninja 400 1'46.677
7	22	M. GARCIA	Kove 321 RR-S 1'46.700
8	56	G. PRATAMA	Yamaha YZF-R3 1'46.920
9	91	M. VANNUCCI	Yamaha YZF-R3 1'46.944
10	7	L. VENEMAN	Kawasaki Ninja 400 1'46.952
11	47	F. SEABRIGHT	Kawasaki Ninja 400 1'46.954
12	1	J. BUIS	KTM RC 390 R 1'46.961
13	55	U. CALATAYUD	Yamaha YZF-R3 1'47.181
14	99	H. MAIER	Yamaha YZF-R3 1'47.182
15	38	D. SALVADOR	Yamaha YZF-R3 1'47.197
16	69	D. SVENDSEN	KTM RC 390 R 1'47.250
17	8	B. IERACI	Kawasaki Ninja 400 1'47.354
18	66	P. TONN	KTM RC 390 R 1'47.732
19	31	E. BARTOLINI	Yamaha YZF-R3 1'47.840
20	23	S. DI SORA	Yamaha YZF-R3 1'47.999
21	48	J. GARCIA GONZALEZ	Kove 321 RR-S 1'48.232
22	62	K. FONTAINHA	Yamaha YZF-R3 1'48.232
23	9	E. ERCOLANI	Yamaha YZF-R3 1'48.258
24	17	R. BIJMAN	Kawasaki Ninja 400 1'48.354
25	11	F. NOVOTNY	Kawasaki Ninja 400 1'48.414
26	41	R. TRAGNI	Yamaha YZF-R3 1'48.435
27	27	C. CLARK	Kawasaki Ninja 400 1'48.739
28	85	K. SABATUCCI	Kawasaki Ninja 400 1'48.771
29	25	M. MARTELLA	Kawasaki Ninja 400 1'48.801
30	80	G. MANSO	Yamaha YZF-R3 1'48.955
31	29	G. ZANNINI	Kawasaki Ninja 400 1'49.298
32	14	K. QUINTAL	Kawasaki Ninja 400 1'49.565
33	86	D. TURECEK	Kawasaki Ninja 400 1'49.957
34	71	I. BOLANO HERNANDEZ	Kawasaki Ninja 400 1'52.208

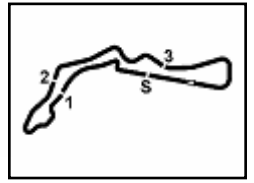
SPEED			
1	69	D. SVENDSEN	KTM RC 390 R 202,2
2	26	M. GENNAI	Kawasaki Ninja 400 201,5
3	47	F. SEABRIGHT	Kawasaki Ninja 400 201,5
4	8	B. IERACI	Kawasaki Ninja 400 201,5
5	48	J. GARCIA GONZALEZ	Kove 321 RR-S 201,1
6	91	M. VANNUCCI	Yamaha YZF-R3 201,1
7	23	S. DI SORA	Yamaha YZF-R3 200,4
8	66	P. TONN	KTM RC 390 R 200,0
9	7	L. VENEMAN	Kawasaki Ninja 400 200,0
10	43	M. GAGGI	Yamaha YZF-R3 199,6
11	56	G. PRATAMA	Yamaha YZF-R3 199,6
12	1	J. BUIS	KTM RC 390 R 199,6
13	11	F. NOVOTNY	Kawasaki Ninja 400 199,3
14	55	U. CALATAYUD	Yamaha YZF-R3 198,2
15	31	E. BARTOLINI	Yamaha YZF-R3 198,2
16	29	G. ZANNINI	Kawasaki Ninja 400 197,8
17	22	M. GARCIA	Kove 321 RR-S 197,8
18	57	A. MAHENDRA	Yamaha YZF-R3 196,8
19	85	K. SABATUCCI	Kawasaki Ninja 400 196,4
20	50	C. THOMPSON	Kawasaki Ninja 400 196,4
21	25	M. MARTELLA	Kawasaki Ninja 400 196,1
22	58	I. IGLESIAS BRAVO	Kawasaki Ninja 400 195,7
23	17	R. BIJMAN	Kawasaki Ninja 400 195,4
24	27	C. CLARK	Kawasaki Ninja 400 195,0
25	41	R. TRAGNI	Yamaha YZF-R3 194,3
26	99	H. MAIER	Yamaha YZF-R3 193,7
27	77	J. OSUNA SAEZ	Kawasaki Ninja 400 193,7
28	80	G. MANSO	Yamaha YZF-R3 193,3
29	14	K. QUINTAL	Kawasaki Ninja 400 193,3
30	62	K. FONTAINHA	Yamaha YZF-R3 192,3
31	38	D. SALVADOR	Yamaha YZF-R3 192,3
32	86	D. TURECEK	Kawasaki Ninja 400 191,3
33	9	E. ERCOLANI	Yamaha YZF-R3 191,0
34	71	I. BOLANO HERNANDEZ	Kawasaki Ninja 400 190,0

SEG. 1			SEG. 2			SEG. 3			SEG. 4						
1	58	I. IGLESIAS BRAVO	27.186	1	58	I. IGLESIAS BRAVO	25.868	1	58	I. IGLESIAS BRAVO	26.077	1	58	I. IGLESIAS BRAVO	26.435
2	26	M. GENNAI	27.221	2	50	C. THOMPSON	25.925	2	50	C. THOMPSON	26.085	2	91	M. VANNUCCI	26.481
3	50	C. THOMPSON	27.306	3	1	J. BUIS	26.066	3	43	M. GAGGI	26.225	3	56	G. PRATAMA	26.528
4	43	M. GAGGI	27.366	4	77	J. OSUNA SAEZ	26.117	4	47	F. SEABRIGHT	26.248	4	69	D. SVENDSEN	26.536
5	22	M. GARCIA	27.371	5	66	P. TONN	26.117	5	91	M. VANNUCCI	26.282	5	57	A. MAHENDRA	26.623
6	38	D. SALVADOR	27.374	6	47	F. SEABRIGHT	26.128	6	57	A. MAHENDRA	26.344	6	50	C. THOMPSON	26.625
7	57	A. MAHENDRA	27.395	7	56	G. PRATAMA	26.129	7	77	J. OSUNA SAEZ	26.395	7	77	J. OSUNA SAEZ	26.649
8	56	G. PRATAMA	27.396	8	26	M. GENNAI	26.140	8	55	U. CALATAYUD	26.403	8	99	H. MAIER	26.666
9	7	L. VENEMAN	27.453	9	57	A. MAHENDRA	26.150	9	99	H. MAIER	26.406	9	22	M. GARCIA	26.680
10	1	J. BUIS	27.465	10	38	D. SALVADOR	26.167	10	22	M. GARCIA	26.412	10	26	M. GENNAI	26.709
11	47	F. SEABRIGHT	27.465	11	22	M. GARCIA	26.174	11	7	L. VENEMAN	26.446	11	7	L. VENEMAN	26.723
12	69	D. SVENDSEN	27.481	12	43	M. GAGGI	26.210	12	8	B. IERACI	26.495	12	1	J. BUIS	26.775
13	91	M. VANNUCCI	27.485	13	55	U. CALATAYUD	26.219	13	38	D. SALVADOR	26.500	13	8	B. IERACI	26.776
14	31	E. BARTOLINI	27.493	14	69	D. SVENDSEN	26.231	14	56	G. PRATAMA	26.500	14	48	J. GARCIA GONZALEZ	26.788
15	77	J. OSUNA SAEZ	27.516	15	7	L. VENEMAN	26.242	15	11	F. NOVOTNY	26.508	15	43	M. GAGGI	26.790
16	8	B. IERACI	27.571	16	91	M. VANNUCCI	26.247	16	1	J. BUIS	26.508	16	66	P. TONN	26.830
17	66	P. TONN	27.615	17	99	H. MAIER	26.254	17	26	M. GENNAI	26.523	17	11	F. NOVOTNY	26.844
18	23	S. DI SORA	27.633	18	8	B. IERACI	26.284	18	69	D. SVENDSEN	26.536	18	47	F. SEABRIGHT	26.866
19	55	U. CALATAYUD	27.658	19	9	E. ERCOLANI	26.353	19	66	P. TONN	26.588	19	31	E. BARTOLINI	26.886
20	85	K. SABATUCCI	27.660	20	31	E. BARTOLINI	26.360	20	62	K. FONTAINHA	26.611	20	55	U. CALATAYUD	26.901
21	48	J. GARCIA GONZALEZ	27.676	21	23	S. DI SORA	26.423	21	27	C. CLARK	26.686	21	23	S. DI SORA	26.958
22	9	E. ERCOLANI	27.709	22	62	K. FONTAINHA	26.437	22	31	E. BARTOLINI	26.708	22	41	R. TRAGNI	26.959
23	99	H. MAIER	27.742	23	17	R. BIJMAN	26.495	23	23	S. DI SORA	26.724	23	38	D. SALVADOR	27.006
24	80	G. MANSO	27.785	24	11	F. NOVOTNY	26.506	24	48	J. GARCIA GONZALEZ	26.735	24	62	K. FONTAINHA	27.011
25	27	C. CLARK	27.789	25	48	J. GARCIA GONZALEZ	26.523	25	9	E. ERCOLANI	26.740	25	27	C. CLARK	27.060
26	29	G. ZANNINI	27.811	26	25	M. MARTELLA	26.548	26	17	R. BIJMAN	26.768	26	9	E. ERCOLANI	27.124
27	41	R. TRAGNI	27.838	27	41	R. TRAGNI	26.549	27	80	G. MANSO	26.843	27	25	M. MARTELLA	27.163
28	17	R. BIJMAN	27.847	28	80	G. MANSO	26.564	28	14	K. QUINTAL	26.885	28	80	G. MANSO	27.190
29	25	M. MARTELLA	27.879	29	85	K. SABATUCCI	26.633	29	85	K. SABATUCCI	26.985	29	29	G. ZANNINI	27.191
30	11	F. NOVOTNY	28.004	30	29	G. ZANNINI	26.668	30	41	R. TRAGNI	27.024	30	17	R. BIJMAN	27.243
31	62	K. FONTAINHA	28.024	31	27	C. CLARK	26.691	31	25	M. MARTELLA	27.096	31	85	K. SABATUCCI	27.265
32	86	D. TURECEK	28.142	32	14	K. QUINTAL	26.750	32	86	D. TURECEK	27.219	32	14	K. QUINTAL	27.357
33	14	K. QUINTAL	28.175	33	86	D. TURECEK	26.888	33	29	G. ZANNINI	27.331	33	86	D. TURECEK	27.579
34	71	I. BOLANO HERNANDEZ	28.380	34	71	I. BOLANO HERNANDEZ	27.327	34	71	I. BOLANO HERNANDEZ	27.898	34	71	I. BOLANO HERNANDEZ	28.003

19/07/2024

These data/results cannot be reproduced, stored and/or transmitted in whole or in part by any manner of electronic, mechanical, photocopying, recording, broadcasting or otherwise now known or herein after developed without the previous express consent by the copyright owner, except for reproduction in daily press and regular printed publications on sale to the public within 60 days of the event related to those data/results and always provided that copyright symbol appears together as follows below.

© DORNA WSBK ORGANIZATION Srl 2024



Autodrom Most 4.212 m

**Czech Round, 19-21 July 2024**  
**Ideal Times Free Practice**

No.	Rider	Nat	Bike	Seg. 1	Seg. 2	Seg. 3	Seg. 4	Ideal Time		
				Diff. 1	Diff. 2	Diff. 3	Diff. 4	Best Lap	Pos.	Diff.
1	<b>58 I. IGLESIAS BRAVO</b>	ESP	Kawasaki Ninja 400	27.186 +0.014	25.868 +0.009	26.077	26.435	1'45.566 1'45.589	1	0.023
2	<b>50 C. THOMPSON</b>	AUS	Kawasaki Ninja 400	27.306 +0.070	25.925 +0.027	26.085	26.625 +0.042	1'45.941 1'46.080	2	0.139
3	<b>91 M. VANNUCCI</b>	ITA	Yamaha YZF-R3	27.485 +0.002	26.247 +0.120	26.282 +0.100	26.481 +0.227	1'46.495 1'46.944	9	0.449
4	<b>57 A. MAHENDRA</b>	INA	Yamaha YZF-R3	27.395	26.150 +0.021	26.344	26.623	1'46.512 1'46.533	3	0.021
5	<b>56 G. PRATAMA</b>	INA	Yamaha YZF-R3	27.396 +0.236	26.129 +0.131	26.500	26.528	1'46.553 1'46.920	8	0.367
6	<b>43 M. GAGGI</b>	ITA	Yamaha YZF-R3	27.366	26.210	26.225	26.790 +0.080	1'46.591 1'46.671	5	0.080
7	<b>26 M. GENNAI</b>	ITA	Kawasaki Ninja 400	27.221	26.140	26.523	26.709	1'46.593 1'46.593	4	
8	<b>22 M. GARCIA</b>	ESP	Kove 321 RR-S	27.371	26.174	26.412	26.680 +0.063	1'46.637 1'46.700	7	0.063
9	<b>77 J. OSUNA SAEZ</b>	ESP	Kawasaki Ninja 400	27.516	26.117	26.395	26.649	1'46.677 1'46.677	6	
10	<b>47 F. SEABRIGHT</b>	GBR	Kawasaki Ninja 400	27.465	26.128	26.248	26.866 +0.247	1'46.707 1'46.954	11	0.247
11	<b>69 D. SVENDSEN</b>	DEN	KTM RC 390 R	27.481 +0.225	26.231 +0.090	26.536 +0.151	26.536	1'46.784 1'47.250	16	0.466
12	<b>1 J. BUIS</b>	NED	KTM RC 390 R	27.465 +0.133	26.066 +0.014	26.508	26.775	1'46.814 1'46.961	12	0.147
13	<b>7 L. VENEMAN</b>	NED	Kawasaki Ninja 400	27.453 +0.049	26.242	26.446 +0.039	26.723	1'46.864 1'46.952	10	0.088
14	<b>38 D. SALVADOR</b>	ESP	Yamaha YZF-R3	27.374	26.167	26.500 +0.096	27.006 +0.054	1'47.047 1'47.197	15	0.150
15	<b>99 H. MAIER</b>	BRA	Yamaha YZF-R3	27.742 +0.038	26.254 +0.076	26.406	26.666	1'47.068 1'47.182	14	0.114
16	<b>8 B. IERACI</b>	ITA	Kawasaki Ninja 400	27.571	26.284 +0.101	26.495	26.776 +0.127	1'47.126 1'47.354	17	0.228
17	<b>66 P. TONN</b>	GER	KTM RC 390 R	27.615 +0.094	26.117	26.588 +0.090	26.830 +0.398	1'47.150 1'47.732	18	0.582
18	<b>55 U. CALATAYUD</b>	ESP	Yamaha YZF-R3	27.658	26.219	26.403	26.901	1'47.181 1'47.181	13	
19	<b>31 E. BARTOLINI</b>	ITA	Yamaha YZF-R3	27.493	26.360	26.708 +0.131	26.886 +0.262	1'47.447 1'47.840	19	0.393
20	<b>48 J. GARCIA GONZALEZ</b>	ESP	Kove 321 RR-S	27.676 +0.054	26.523 +0.403	26.735	26.788 +0.053	1'47.722 1'48.232	21	0.510
21	<b>23 S. DI SORA</b>	FRA	Yamaha YZF-R3	27.633 +0.052	26.423	26.724	26.958 +0.209	1'47.738 1'47.999	20	0.261
22	<b>11 F. NOVOTNY</b>	CZE	Kawasaki Ninja 400	28.004 +0.204	26.506	26.508 +0.113	26.844 +0.235	1'47.862 1'48.414	25	0.552
23	<b>9 E. ERCOLANI</b>	ITA	Yamaha YZF-R3	27.709	26.353 +0.022	26.740 +0.288	27.124 +0.022	1'47.926 1'48.258	23	0.332
24	<b>62 K. FONTAINHA</b>	BRA	Yamaha YZF-R3	28.024 +0.027	26.437 +0.122	26.611	27.011	1'48.083 1'48.232	22	0.149
25	<b>27 C. CLARK</b>	USA	Kawasaki Ninja 400	27.789 +0.418	26.691 +0.064	26.686	27.060 +0.031	1'48.226 1'48.739	27	0.513
26	<b>17 R. BIJMAN</b>	NED	Kawasaki Ninja 400	27.847 +0.001	26.495	26.768	27.243	1'48.353 1'48.354	24	0.001
27	<b>41 R. TRAGNI</b>	ITA	Yamaha YZF-R3	27.838 +0.065	26.549	27.024	26.959	1'48.370 1'48.435	26	0.065
28	<b>80 G. MANSO</b>	BRA	Yamaha YZF-R3	27.785	26.564 +0.540	26.843	27.190 +0.033	1'48.382 1'48.955	30	0.573
29	<b>85 K. SABATUCCI</b>	ITA	Kawasaki Ninja 400	27.660	26.633 +0.151	26.985 +0.077	27.265	1'48.543 1'48.771	28	0.228
30	<b>25 M. MARTELLA</b>	ITA	Kawasaki Ninja 400	27.879	26.548 +0.109	27.096	27.163 +0.006	1'48.686 1'48.801	29	0.115
31	<b>29 G. ZANNINI</b>	ITA	Kawasaki Ninja 400	27.811 +0.203	26.668 +0.046	27.331 +0.048	27.191	1'49.001 1'49.298	31	0.297
32	<b>14 K. QUINTAL</b>	IND	Kawasaki Ninja 400	28.175 +0.027	26.750	26.885 +0.371	27.357	1'49.167 1'49.565	32	0.398
33	<b>86 D. TURECEK</b>	CZE	Kawasaki Ninja 400	28.142	26.888 +0.068	27.219	27.579 +0.061	1'49.828 1'49.957	33	0.129
34	<b>71 I. BOLANO HERNANDEZ</b>	ESP	Kawasaki Ninja 400	28.380 +0.099	27.327 +0.196	27.898 +0.261	28.003 +0.044	1'51.608 1'52.208	34	0.600
<b>Overall Ideal Time</b>				27.186	25.868	26.077	26.435	1'45.566		

19/07/2024

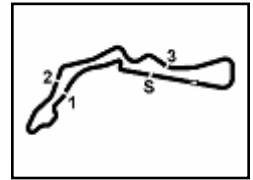
These data/results cannot be reproduced, stored and/or transmitted in whole or in part by any manner of electronic, mechanical, photocopying, recording, broadcasting or otherwise now known or herein after developed without the previous express consent by the copyright owner, except for reproduction in daily press and regular printed publications on sale to the public within 60 days of the event related to those data/results and always provided that copyright symbol appears together as follows below.

© DORNA WSBK ORGANIZATION Srl 2024

FIGR PERUGIA TIMING







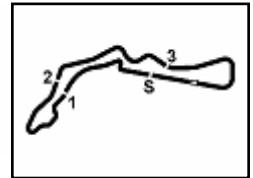
**Czech Round, 19–21 July 2024**  
**Chronological Analysis Free Practice**

1° 58 I. IGLESIAS BRAVO [1'45.589]								5° 43 M. GAGGI [1'46.671]							
Lap	Seg1	Seg2	Seg3	Seg4	Lap Time	km/h	Local Time	Lap	Seg1	Seg2	Seg3	Seg4	Lap Time	km/h	Local Time
1		27.772	27.708	27.729				1		27.830	27.964	27.299			
2	27.883	26.934	27.060	27.463	1'49.340	189,3	9:45'23.050	2	28.060	26.873	27.751	27.710	1'50.394	<b>199,6</b>	9:44'16.245
3	27.697	26.496	26.843	27.140	1'48.176	189,6	9:47'11.226	3	27.665	26.545	26.802	27.003	1'48.015	192,3	9:46'04.260
4	27.551	26.286	26.778	27.027	1'47.642	191,0	9:48'58.868	4	27.756	26.422	26.691	26.857	1'47.726	190,6	9:47'51.986
5	27.509	26.143	26.645	27.000	1'47.297	191,0	9:50'46.165	5	27.589	27.668	27.512	40.077	2'02.846P	194,7	9:49'54.832
6	27.517	26.082	26.465	27.007	1'47.071	191,0	9:52'33.236	6	27.444	26.497	27.580	27.792	9'06.581P		9:59'01.413
7	27.533	25.994	26.406	26.858	1'46.791	190,3	9:54'20.027	7	27.553	26.260	26.684	26.913	1'47.410	190,6	10:00'48.823
8	27.472	25.983	26.641	27.511	1'47.607	192,0	9:56'07.634	8	31.097	28.266	27.171	27.985	1'54.519C	189,6	10:02'43.342
9	27.193	26.021	26.446	26.868	1'46.528	<b>195,7</b>	9:57'54.162	9	<b>27.366</b>	<b>26.210</b>	<b>26.225</b>	26.870	<b>1'46.671</b>	197,8	10:04'30.013
10	27.345	25.925	26.430	28.455	1'48.155	192,0	9:59'42.317	10	27.441	26.225	26.299	<b>26.790</b>	1'46.755	191,6	10:06'16.768
11	<b>27.186</b>	<b>25.868</b>	26.320	26.777	1'46.151	195,4	10:01'28.468								
12	27.630	28.580	26.999	26.862	1'50.071	192,6	10:03'18.539								
13	27.200	25.877	<b>26.077</b>	<b>26.435</b>	<b>1'45.589</b>	195,4	10:05'04.128								
2° 50 C. THOMPSON [1'46.080]								6° 77 J. OSUNA SAEZ [1'46.677]							
Lap	Seg1	Seg2	Seg3	Seg4	Lap Time	km/h	Local Time	Lap	Seg1	Seg2	Seg3	Seg4	Lap Time	km/h	Local Time
1		27.763	27.799	27.694				1						1'51.505	9:44'08.485
2	28.099	27.128	27.570	27.193	1'49.990	188,7	9:45'23.850	2					2'06.750P		9:46'15.235
3	27.796	26.502	27.006	26.957	1'48.261	192,0	9:47'12.111	3							
4	27.524	26.186	26.710	26.951	1'47.371	192,6	9:48'59.482	4	3'16.047	26.755	26.932	27.259	4'36.993P		9:50'52.228
5	27.513	26.084	26.585	26.881	1'47.063	193,3	9:50'46.545	5	27.869	26.382	26.553	27.006	1'47.810	188,3	9:52'40.038
6	<b>27.306</b>	26.034	26.564	26.785	1'46.689	194,7	9:52'33.234	6	27.709	26.279	26.659	27.109	1'47.756	188,7	9:54'27.794
7	27.657	26.036	26.463	26.729	1'46.885	190,3	9:54'20.119	7	27.761	26.325	26.723	39.364	2'00.173P	188,7	9:56'27.967
8	27.397	26.098	26.381	26.964	1'46.840	<b>196,4</b>	9:56'06.959	8	1'54.794	26.421	26.550	27.228	3'14.993P		9:59'42.960
9	27.562	26.487	26.427	26.727	1'47.203	192,3	9:57'54.162	9	<b>27.516</b>	<b>26.117</b>	<b>26.395</b>	<b>26.649</b>	<b>1'46.677</b>	193,0	10:01'29.637
10	27.419	<b>25.925</b>	26.525	27.684	1'47.553	191,0	9:59'41.715	10	27.621	26.202	26.399	26.863	1'47.085	<b>193,7</b>	10:03'16.722
11	27.412	26.043	26.652	<b>26.625</b>	1'46.732	191,3	10:01'28.447	11	27.580	26.161	26.707	26.827	1'47.275	191,6	10:05'03.997
12	27.495	25.952	26.340	26.749	1'46.536	192,0	10:03'14.983								
13	27.376	25.952	<b>26.085</b>	26.667	<b>1'46.080</b>	194,0	10:05'01.063								
3° 57 A. MAHENDRA [1'46.533]								7° 22 M. GARCIA [1'46.700]							
Lap	Seg1	Seg2	Seg3	Seg4	Lap Time	km/h	Local Time	Lap	Seg1	Seg2	Seg3	Seg4	Lap Time	km/h	Local Time
1		28.114	27.576	27.498				1		27.496	27.736	27.559			
2	27.817	26.955	27.497	27.221	1'49.490	192,6	9:44'18.980	2	28.063	26.870	27.356	27.161	1'49.450	195,4	9:44'22.802
3	27.750	26.525	26.585	26.949	1'47.809	191,6	9:46'06.789	3	27.748	26.782	26.950	27.121	1'48.601	195,0	9:46'11.403
4	27.820	26.555	26.588	26.829	1'47.792	191,3	9:47'54.581	4	27.708	26.517	26.694	27.023	1'47.942	193,7	9:47'59.345
5	27.452	<b>26.160</b>	27.012	27.974	1'48.588	193,3	9:49'43.169	5	27.615	26.218	26.495	<b>26.680</b>	1'47.008	195,4	9:49'46.353
6	28.392	31.272	27.513	27.569	1'54.746	192,6	9:51'37.915	6	33.937	26.636	26.682	42.406	2'09.661CP	196,4	9:51'56.014
7	<b>27.395</b>	26.171	<b>26.344</b>	<b>26.623</b>	<b>1'46.533</b>	196,4	9:53'24.448	7	7'23.981	26.911	26.617	26.901	8'44.410CP		10:00'40.424
8	31.128	28.433	27.233	42.588	2'09.382CP	<b>196,8</b>	9:55'33.830	8	28.281	26.457	27.188	27.495	1'49.421C	<b>197,8</b>	10:02'29.845
9	2'06.476	26.490	27.246	30.260	3'30.472P		9:59'04.302	9	35.009	28.567	29.494	28.078	2'01.148C	190,3	10:04'30.993
10	29.268	26.547	26.797	27.083	1'49.695	171,3	10:00'53.997	10	<b>27.371</b>	<b>26.174</b>	<b>26.412</b>	26.743	<b>1'46.700</b>	197,5	10:06'17.693
11	27.943	26.927	26.636	26.987	1'48.493C	189,0	10:02'42.490								
12	27.922	26.353	26.439	26.813	1'47.527	189,0	10:04'30.017								
13	27.668	26.189	26.356	26.775	1'46.988	189,6	10:06'17.005								
4° 26 M. GENNAI [1'46.593]								8° 56 G. PRATAMA [1'46.920]							
Lap	Seg1	Seg2	Seg3	Seg4	Lap Time	km/h	Local Time	Lap	Seg1	Seg2	Seg3	Seg4	Lap Time	km/h	Local Time
1								1		27.838	28.113	27.815			
2	48.968	28.164	28.651	27.714	2'13.497P		9:42'22.767	2	29.047	27.571	27.602	27.344	1'51.564	191,6	9:44'11.334
3	27.897	26.800	27.036	27.035	1'48.768	192,6	9:44'11.535	3	28.198	26.811	27.068	27.203	1'49.280	196,4	9:46'00.614
4	28.235	27.123	26.993	41.990	2'04.341P	<b>201,5</b>	9:46'15.876	4	27.933	26.991	27.191	27.193	1'49.308	195,7	9:47'49.922
5	5'49.875	26.790	26.962	27.078	7'10.705CP		9:53'26.581	5	39.847	27.644	27.703	46.658	2'21.852CP	188,3	9:50'11.774
6	27.523	26.547	26.556	26.848	1'47.474	195,0	9:55'14.055	6	5'10.513	27.157	26.904	27.091	6'31.665P		9:56'43.439
7	<b>27.221</b>	<b>26.140</b>	<b>26.523</b>	<b>26.709</b>	<b>1'46.593</b>	199,3	9:57'00.648	7	27.921	26.692	26.875	26.858	1'48.346	190,6	9:58'31.785
8	27.629	26.270	26.654	40.766	2'01.319P	193,7	9:59'01.967	8	29.535	26.654	26.901	26.979	1'50.069C	191,3	10:00'21.854
9	2'47.647	26.393	26.671	27.790	4'08.501CP		10:03'10.468	9	27.726	<b>26.129</b>	26.938	26.837	1'47.630	193,3	10:02'09.484
10	27.705	26.154	26.700	27.061	1'47.620	193,3	10:04'58.088	10	27.632	26.260	<b>26.500</b>	<b>26.528</b>	<b>1'46.920</b>	193,3	10:03'56.404
11	27.699	32.157	27.160			190,6		11	<b>27.396</b>	27.837	27.160	27.382	1'49.775	<b>199,6</b>	10:05'46.179
9° 91 M. VANNUCCI [1'46.944]															
Lap	Seg1	Seg2	Seg3	Seg4	Lap Time	km/h	Local Time								
1															
2															
3															
4															
5															
6															
1		29.074	29.700	28.251											
2	28.892	26.999	27.333	27.208	1'50.432	186,7	9:44'43.715								
3	28.152	26.500	26.546	27.080	1'48.278	188,0	9:46'31.993								
4	28.024	26.500	26.615	41.181	2'02.320P	187,7	9:48'34.313								
5	1'44.924	26.994	26.613	27.418	3'05.949P		9:51'40.262								
6	27.677	<b>26.247</b>	<b>26.282</b>	26.742	1'46.948	192,6	9:53'27.210								

19/07/2024 P = Pits In/Out - C = Lap Time Cancelled

These data/results cannot be reproduced, stored and/or transmitted in whole or in part by any manner of electronic, mechanical, photocopying, recording, broadcasting or otherwise now known or herein after developed without the previous express consent by the copyright owner, except for reproduction in daily press and regular printed publications on sale to the public within 60 days of the event related to those data/results and always provided that copyright symbol appears together as follows below.

© DORNA WSBK ORGANIZATION Srl 2024



Autodrom Most 4.212 m

2 / 5

Czech Round, 19-21 July 2024  
Chronological Analysis Free Practice

7	27.494	26.575	26.679	26.481	1'47.229	194,3	9:55'14.439	9	27.885	26.595	26.831	26.954	1'48.265	195,4	9:57'04.090
8	<b>27.485</b>	27.083	26.736	26.740	1'48.044	<b>201,1</b>	9:57'02.483	10	27.760	27.237	27.540	43.536	2'06.073P	194,3	9:59'10.163
9	27.487	26.367	26.382	26.708	<b>1'46.944</b>	192,6	9:58'49.427	11	1'39.979	26.849	26.915	27.163	3'00.906P		10:02'11.069
10	27.769	26.360	26.569	26.774	1'47.472	191,0	10:00'36.899	12	<b>27.658</b>	<b>26.219</b>	<b>26.403</b>	<b>26.901</b>	<b>1'47.181</b>	192,6	10:03'58.250
11	35.620	27.706	27.069	39.948	2'10.343CP	189,6	10:02'47.242	13	27.871	26.364	26.846	27.207	1'48.288	195,0	10:05'46.538
12	1'14.382	26.873	26.731	26.943	2'34.929P		10:05'22.171								

10° 7 L. VENEMAN [1'46.952]							
Lap	Seg1	Seg2	Seg3	Seg4	Lap Time	km/h	Local Time
1							
2	49.794	27.911	28.571	27.812	2'14.088P		9:42'24.123
3	28.127	27.364	27.634	27.463	1'50.588	190,6	9:44'14.711
4	27.794	26.561	26.930	26.844	1'48.129	198,9	9:46'02.840
5	27.687	27.290	27.656	42.159	2'04.792P	<b>200,0</b>	9:48'07.632
6	3'33.043	27.297	27.351	27.393	4'55.084P		9:53'02.716
7	28.231	26.702	26.640	26.919	1'48.492	189,3	9:54'51.208
8	27.777	26.450	26.533	27.024	1'47.784	192,0	9:56'38.992
9	27.698	26.366	26.536	26.950	1'47.550	191,0	9:58'26.542
10	27.751	26.416	<b>26.446</b>	26.934	1'47.547	191,0	10:00'14.089
11	32.103	26.682	26.961	27.279	1'53.025C	190,6	10:02'07.114
12	<b>27.453</b>	26.288	26.548	26.916	1'47.205	195,4	10:03'54.319
13	27.502	<b>26.242</b>	26.485	<b>26.723</b>	<b>1'46.952</b>	193,0	10:05'41.271

14° 99 H. MAIER [1'47.182]							
Lap	Seg1	Seg2	Seg3	Seg4	Lap Time	km/h	Local Time
1							
2	28.834	27.478	27.919	28.111	1'52.342	190,3	9:44'04.395
3	28.524	27.150	27.289	27.567	1'50.530	190,0	9:45'54.925
4	28.448	26.898	27.305	29.003	1'51.654	186,1	9:47'46.579
5	27.948	28.653	34.507	27.126	1'58.234	192,3	9:49'44.813
6	28.143	27.403	27.724	27.122	1'50.392	<b>193,7</b>	9:51'35.205
7	28.033	26.335	27.077	26.839	1'48.284C	191,3	9:53'23.489
8	28.052	26.424	29.119	27.156	1'50.751	192,3	9:55'14.240
9	28.005	26.714	27.792	28.009	1'50.520	193,3	9:57'04.760
10	27.749	26.423	26.615	27.035	1'47.822C	193,3	9:58'52.582
11	30.940	27.035	28.744	30.711	1'57.430C	190,3	10:00'50.012
12	31.161	27.918	26.806	27.269	1'53.154C	191,6	10:02'43.166
13	27.780	26.330	<b>26.406</b>	<b>26.666</b>	<b>1'47.182</b>	192,3	10:04'30.348
14	<b>27.742</b>	<b>26.254</b>	26.708	26.741	1'47.445	190,3	10:06'17.793

11° 47 F. SEABRIGHT [1'46.954]							
Lap	Seg1	Seg2	Seg3	Seg4	Lap Time	km/h	Local Time
1		28.107	29.228	27.874			
2	28.272	27.156	27.830	27.355	1'50.613	191,6	9:44'14.899
3	27.766	26.556	26.886	<b>26.866</b>	1'48.074	194,3	9:46'02.973
4	27.514	26.701	26.923	27.827	1'48.965	<b>201,5</b>	9:47'51.938
5	27.771	28.911	27.755	27.660	1'52.097	191,6	9:49'44.035
6	28.242	26.970	27.153	27.184	1'49.549	196,8	9:51'33.584
7	27.516	26.280	26.542	27.059	1'47.397	200,7	9:53'20.981
8	27.787	26.247	26.801	27.292	1'48.127	190,3	9:55'09.108
9	27.734	26.303	26.720	27.773	1'48.530	187,4	9:56'57.638
10	29.547	26.748	26.983	40.003	2'03.281CP	186,4	9:59'00.919
11	2'55.841	26.913	26.444	26.936	4'16.134P		10:03'17.053
12	<b>27.465</b>	<b>26.128</b>	<b>26.248</b>	27.113	<b>1'46.954</b>	193,7	10:05'04.007

15° 38 D. SALVADOR [1'47.197]							
Lap	Seg1	Seg2	Seg3	Seg4	Lap Time	km/h	Local Time
1		27.794	28.356	28.187			
2	28.830	27.780	27.658	28.065	1'52.333	186,4	9:44'03.987
3	28.747	27.009	27.450	27.704	1'50.910	185,8	9:45'54.897
4	28.337	26.981	27.200	27.765	1'50.283	187,7	9:47'45.180
5	28.542	30.642	33.137	27.088	1'59.409	187,7	9:49'44.589
6	27.769	26.957	26.754	27.249	1'48.729	191,6	9:51'33.318
7	27.759	27.001	27.186	28.205	1'50.151	192,0	9:53'23.469
8	27.933	26.517	27.086	27.415	1'48.951	191,6	9:55'12.420
9	27.868	26.599	26.778	<b>27.006</b>	1'48.251	190,6	9:57'00.671
10	27.883	26.428	<b>26.500</b>	27.591	1'48.402	190,6	9:58'49.073
11	31.628	26.652	26.347	27.140	1'51.767C	189,3	10:00'40.840
12	27.985	26.642	27.330	27.705	1'49.662C	<b>192,3</b>	10:02'30.502
13	27.774	27.182	26.937	27.275	1'49.168	191,0	10:04'19.670
14	<b>27.374</b>	<b>26.167</b>	26.596	27.060	<b>1'47.197</b>	<b>192,3</b>	10:06'06.867

12° 1 J. BUIS [1'46.961]							
Lap	Seg1	Seg2	Seg3	Seg4	Lap Time	km/h	Local Time
1		27.475	28.059	27.498			
2	27.509	26.573	27.438	27.240	1'48.760	<b>199,6</b>	9:44'14.559
3	27.481	26.355	27.159	26.944	1'47.939	194,3	9:46'02.498
4	<b>27.465</b>	26.757	26.779	27.057	1'48.058	199,3	9:47'50.556
5	32.660	26.303	27.149	26.840	1'52.952C	<b>199,6</b>	9:49'43.508
6	27.606	26.520	26.766	26.929	1'47.821	198,2	9:51'31.329
7	27.667	26.158	26.714	26.979	1'47.518	192,0	9:53'18.847
8	30.099	26.847	27.475	40.629	2'05.050CP	193,7	9:55'23.897
9	5'14.444	26.793	27.130	27.025	6'35.392P		10:01'59.289
10	27.534	<b>26.066</b>	26.666	27.003	1'47.269	193,7	10:03'46.558
11	27.598	26.080	<b>26.508</b>	<b>26.775</b>	<b>1'46.961</b>	192,6	10:05'33.519

16° 69 D. SVENDSEN [1'47.250]							
Lap	Seg1	Seg2	Seg3	Seg4	Lap Time	km/h	Local Time
1		27.117	27.859	27.469			
2	27.829	27.109	27.648	27.185	1'49.771	196,4	9:44'15.703
3	27.706	26.321	26.687	<b>26.536</b>	<b>1'47.250</b>	196,4	9:46'02.953
4	27.635	26.531	26.783	27.116	1'48.065	<b>202,2</b>	9:47'51.018
5	28.235	27.410	26.793	39.560	2'01.998P	199,6	9:49'53.016
6	1'47.732	27.475	27.312	27.608	3'10.127P		9:53'03.143
7	27.871	26.714	26.895	26.949	1'48.429	191,6	9:54'51.572
8	<b>27.481</b>	26.527	26.736	26.897	1'47.641	199,3	9:56'39.213
9	27.731	26.398	26.684	26.802	1'47.615	198,2	9:58'26.828
10	27.718	26.458	<b>26.536</b>	26.843	1'47.555	197,1	10:00'14.383
11	27.874	<b>26.231</b>	26.761	27.434	1'48.300	196,1	10:02'02.683
12	27.978	26.704	27.275	27.700	1'49.657	191,3	10:03'52.340
13	28.045	26.421	26.719	27.220	1'48.405	192,6	10:05'40.745

13° 55 U. CALATAYUD [1'47.181]							
Lap	Seg1	Seg2	Seg3	Seg4	Lap Time	km/h	Local Time
1		28.957	28.985	27.921			
2	28.611	27.868	28.237	27.486	1'52.202	<b>198,2</b>	9:44'09.345
3	29.741	26.967	27.668	27.664	1'52.040C	195,7	9:46'01.385
4	29.031	27.199	27.222	27.493	1'50.945C	197,5	9:47'52.330
5	28.018	27.587	27.704	27.237	1'50.546	197,5	9:49'42.876
6	28.355	28.576	28.076	27.027	1'52.034	192,0	9:51'34.910
7	27.821	26.606	26.694	27.013	1'48.134	197,1	9:53'23.044
8	31.198	27.020	27.437	27.126	1'52.781C	194,0	9:55'15.825

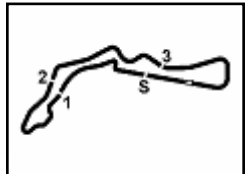
17° 8 B. IERACI [1'47.354]							
Lap	Seg1	Seg2	Seg3	Seg4	Lap Time	km/h	Local Time
1		28.944	28.386	27.873			
2	28.346	27.124	27.666	27.669	1'50.805	188,7	9:44'06.844
3	28.215	26.770	27.367	27.509	1'49.861	188,0	9:45'56.705
4	28.024	26.757	27.166	27.419	1'49.366C	191,3	9:47'46.071

19/07/2024 P = Pits In/Dut - C = Lap Time Cancelled

These data/results cannot be reproduced, stored and/or transmitted in whole or in part by any manner of electronic, mechanical, photocopying, recording, broadcasting or otherwise now known or herein after developed without the previous express consent by the copyright owner, except for reproduction in daily press and regular printed publications on sale to the public within 60 days of the event related to those data/results and always provided that copyright symbol appears together as follows below.

© DORNA WSBK ORGANIZATION Srl 2024





Autodrom Most 4.212 m

Czech Round, 19–21 July 2024  
Chronological Analysis Free Practice

3 / 5

5	28.275	29.873	28.079	29.255	1'55.482	189,6	9:49'41.553
6	32.523	27.677	27.500	27.542	1'55.242C	186,7	9:51'36.795
7	27.770	26.602	26.874	<b>26.776</b>	1'48.022	195,0	9:53'24.817
8	27.811	26.869	27.425	28.331	1'50.436	<b>201,5</b>	9:55'15.253
9	27.790	26.495	26.771	27.153	1'48.209	193,7	9:57'03.462
10	27.769	26.545	27.526	45.916	2'07.756P	192,6	9:59'11.218
11	1'27.587	26.579	26.986	26.999	2'48.151P		10:01'59.369
12	27.593	<b>26.284</b>	26.598	26.897	1'47.372	193,0	10:03'46.741
13	<b>27.571</b>	26.385	<b>26.495</b>	26.903	<b>1'47.354</b>	194,7	10:05'34.095

5	27.736	26.915	26.930	<b>26.788</b>	1'48.369	195,4	9:49'45.167
6	27.730	26.926	<b>26.735</b>	26.841	<b>1'48.232</b>	<b>201,1</b>	9:51'33.399
7	35.512	29.715	27.804	41.547	2'14.578CP	195,0	9:53'47.977
8	5'30.722	27.355	26.834	27.147	6'52.058CP		10:00'40.035
9	33.646	27.541	26.934	27.173	1'55.294C	193,3	10:02'35.329
10	27.856	26.597	27.980	28.000	1'50.433	193,3	10:04'25.762
11	27.960	<b>26.523</b>	26.912	27.299	1'48.694C	191,6	10:06'14.456

18° 66 P. TONN [1'47.732]							
Lap	Seg.1	Seg.2	Seg.3	Seg.4	Lap Time	km/h	Local Time
1		28.611	28.877	27.518			
2	28.240	26.767	27.303	27.161	1'49.471	198,6	9:44'20.053
3	27.765	26.448	27.044	26.977	1'48.234	<b>200,0</b>	9:46'08.287
4	27.665	26.959	27.078	26.856	1'48.558	196,4	9:47'56.845
5	<b>27.615</b>	26.785	<b>26.588</b>	<b>26.830</b>	1'47.818	198,9	9:49'44.663
6	27.815	26.974	26.772	27.097	1'48.658	198,9	9:51'33.321
7	35.872	29.548	27.895	42.008	2'15.323CP	191,0	9:53'48.644
8	3'26.877	32.897	31.415	29.537	5'00.726P		9:58'49.370
9	28.207	26.531	26.739	27.440	1'48.917	191,0	10:00'38.287
10	28.521	29.440	27.113	27.462	1'52.536C	190,0	10:02'30.823
11	27.767	26.466	26.798	27.271	1'48.302	193,0	10:04'19.125
12	27.709	<b>26.117</b>	26.678	27.228	<b>1'47.732</b>	191,6	10:06'06.857

22° 62 K. FONTAINHA [1'48.232]							
Lap	Seg.1	Seg.2	Seg.3	Seg.4	Lap Time	km/h	Local Time
1		28.573	28.633	28.370			
2	29.015	27.665	27.425	27.566	1'51.671	188,0	9:44'10.369
3	28.439	26.776	27.504	27.567	1'50.286	191,6	9:46'00.655
4	29.167	28.990	27.453	27.483	1'53.093	192,0	9:47'53.748
5	28.417	26.551	27.095	27.222	1'49.285	189,6	9:49'43.033
6	28.537	29.966	27.377	27.284	1'53.164	191,6	9:51'36.197
7	28.100	<b>26.437</b>	26.745	27.144	1'49.426	<b>192,3</b>	9:53'24.623
8	<b>28.024</b>	26.724	27.064	30.636	1'52.448	<b>192,3</b>	9:55'17.071
9	28.319	27.485	27.292	42.532	2'05.628P	<b>192,3</b>	9:57'22.699
10	2'28.450	34.579	30.276	28.401	4'01.706P		10:01'24.405
11	28.418	26.497	26.717	27.394	1'49.026C	184,8	10:03'13.431
12	28.051	26.559	<b>26.611</b>	<b>27.011</b>	<b>1'48.232</b>	187,7	10:05'01.663

19° 31 E. BARTOLINI [1'47.840]							
Lap	Seg.1	Seg.2	Seg.3	Seg.4	Lap Time	km/h	Local Time
1							
2					1'52.001		9:44'10.144
3					1'50.470		9:46'00.614
4					1'49.609		9:47'50.223
5					2'08.575P		9:49'58.798
6	1'42.691	27.247	27.379	27.277	3'04.594P		9:53'03.392
7	27.994	26.742	26.742	<b>26.886</b>	1'48.364	193,3	9:54'51.756
8	27.753	26.544	26.819	27.190	1'48.306	<b>198,2</b>	9:56'40.062
9	27.888	26.863	27.097	27.606	1'49.454	190,6	9:58'29.516
10	28.174	27.364	27.893	27.986	1'51.417	189,6	10:00'20.933
11	27.997	26.757	27.172	26.985	1'48.911	189,0	10:02'09.844
12	<b>27.493</b>	<b>26.360</b>	26.839	27.148	<b>1'47.840</b>	195,7	10:03'57.684
13	27.601	26.987	<b>26.708</b>	27.253	1'48.549	194,0	10:05'46.233

23° 9 E. ERCOLANI [1'48.258]							
Lap	Seg.1	Seg.2	Seg.3	Seg.4	Lap Time	km/h	Local Time
1							
2					1'50.472		9:44'19.308
3					2'06.680P		9:46'25.988
4	3'33.422	29.299	29.857	29.060	5'01.638P		9:51'27.626
5	28.948	27.405			1'52.110	183,6	9:53'19.736
6	28.143	26.764	27.663	27.190	1'49.760	188,7	9:55'09.496
7	<b>27.709</b>	26.375	27.028	27.146	<b>1'48.258</b>	<b>191,0</b>	9:56'57.754
8	27.978	26.825	27.604	29.311	1'51.718	188,7	9:58'49.472
9	28.267	26.530			1'48.873	189,6	10:00'38.345
10	28.735	27.803	27.699	27.392	1'51.629C	188,0	10:02'29.974
11	28.107	26.426	<b>26.740</b>	<b>27.124</b>	1'48.397	186,1	10:04'18.371
12	27.865	<b>26.353</b>	27.165	27.154	1'48.537	187,1	10:06'06.908

20° 23 S. DI SORA [1'47.999]							
Lap	Seg.1	Seg.2	Seg.3	Seg.4	Lap Time	km/h	Local Time
1		28.527	28.168	27.854			
2	28.393	27.246	27.401	27.327	1'50.367	191,3	9:44'17.629
3	27.939	26.732	27.198	27.251	1'49.120	191,3	9:46'06.749
4	28.258	27.343	26.864	27.201	1'49.666	192,0	9:47'56.415
5	27.708	26.931	26.941	<b>26.958</b>	1'48.538	195,0	9:49'44.953
6	27.861	27.456	27.466	27.092	1'49.875	<b>200,4</b>	9:51'34.828
7	<b>27.633</b>	26.663	26.762	27.176	1'48.234	195,0	9:53'23.062
8	28.494	26.978	27.736	42.321	2'05.529P	192,0	9:55'28.591
9	3'13.164	27.618	27.625	27.645	4'36.052P		10:00'04.643
10	28.166	26.776	27.439	27.662	1'50.043	187,1	10:01'54.686
11	28.117	26.679	27.057	30.401	1'52.254	187,7	10:03'46.940
12	27.685	<b>26.423</b>	<b>26.724</b>	27.167	<b>1'47.999</b>	194,0	10:05'34.939

24° 17 R. BIJMAN [1'48.354]							
Lap	Seg.1	Seg.2	Seg.3	Seg.4	Lap Time	km/h	Local Time
1							
2	48.444	28.180	28.296	28.115	2'13.035P		9:42'25.268
3	28.216	27.299	27.827	27.723	1'51.065	188,0	9:44'16.333
4	28.051	27.112	27.556	27.755	1'50.474	195,0	9:46'06.807
5	28.191	26.766	27.069	27.435	1'49.461	187,4	9:47'56.268
6	28.165	27.040	27.728	27.609	1'50.542	187,1	9:49'46.810
7	27.871	27.052	27.352	39.033	2'01.308P	<b>195,4</b>	9:51'48.118
8	3'53.243	27.963	27.771	27.619	5'16.596P		9:57'04.714
9	27.878	26.650	27.027	39.380	2'00.935P	190,0	9:59'05.649
10	<b>27.633</b>	27.096	29.897	28.101	3'01.727P		10:02'07.376
11	27.848	<b>26.495</b>	<b>26.768</b>	<b>27.243</b>	<b>1'48.354</b>	192,6	10:03'55.730
12	<b>27.847</b>	27.930	26.919	27.493	1'50.189	188,0	10:05'45.919

21° 48 J. GARCIA GONZALEZ [1'48.232]							
Lap	Seg.1	Seg.2	Seg.3	Seg.4	Lap Time	km/h	Local Time
1		28.602	28.338	27.524			
2	27.907	27.176	27.289	27.320	1'49.692	196,4	9:44'19.898
3	27.972	26.745	26.883	26.984	1'48.584	196,1	9:46'08.482
4	<b>27.676</b>	26.676	26.943	27.021	1'48.316C	200,4	9:47'56.798

25° 11 F. NOVOTNY [1'48.414]							
Lap	Seg.1	Seg.2	Seg.3	Seg.4	Lap Time	km/h	Local Time
1		33.172	28.434	28.072			
2	34.822	27.996	27.486	27.483	1'57.787C	188,7	9:44'10.398
3	28.501	27.164	27.099	27.888	1'50.652	192,3	9:46'01.050
4	28.304	27.737	27.157	28.207	1'51.405	194,0	9:47'52.455
5	28.383	27.309	27.604	27.727	1'51.023	197,5	9:49'43.478
6	28.768	27.574	26.843	<b>26.844</b>	1'50.029	196,4	9:51'33.507
7	28.069	26.728	27.047	27.157	1'49.001	196,8	9:53'22.508

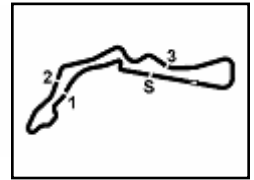
19/07/2024 P = Pits In/Out - C = Lap Time Cancelled

These data/results cannot be reproduced, stored and/or transmitted in whole or in part by any manner of electronic, mechanical, photocopying, recording, broadcasting or otherwise now known or herein after developed without the previous express consent by the copyright owner, except for reproduction in daily press and regular printed publications on sale to the public within 60 days of the event related to those data/results and always provided that copyright symbol appears together as follows below.

© DORNA WSBK ORGANIZATION Srl 2024







**Czech Round, 19–21 July 2024**  
**Chronological Analysis Free Practice**

5	<b>28.142</b>	26.956	<b>27.219</b>	27.640	<b>1'49.957</b>	188,3	9:50'00.075
6	30.592	27.178	27.633	27.592	1'52.995C	188,3	9:51'53.070
7	28.245	<b>26.888</b>	27.932	<b>27.579</b>	1'50.644	189,0	9:53'43.714
8	28.183	27.935	27.968	44.858	2'08.944P	190,0	9:55'52.658
9	3'12.270	27.417	27.907	27.805	4'35.399P		10:00'28.057
10						191,0	

**34°** **71 I. BOLANO HERNANDEZ [1'52.208]**

Lap	Seg.1	Seg.2	Seg.3	Seg.4	Lap Time	km/h	Local Time
1							
2	6'37.460	28.559	29.540	29.476	8'05.035P		9:50'59.027
3	29.311	28.104	29.064	28.673	1'55.152	182,4	9:52'54.179
4	32.043	27.852	28.747	28.508	1'57.150C	183,6	9:54'51.329
5	<b>28.380</b>	27.464	28.153	28.286	1'52.283	<b>190,0</b>	9:56'43.612
6	28.631	<b>27.327</b>	28.297	<b>28.003</b>	1'52.258	184,5	9:58'35.870
7	28.479	27.523	28.159	28.047	<b>1'52.208</b>	185,8	10:00'28.078
8	1'02.213	29.640	28.813	28.396	2'29.062C	<b>190,0</b>	10:02'57.140
9	28.522	27.371	28.210	28.002	1'52.105C	183,3	10:04'49.245
10	28.616	27.425	<b>27.898</b>	27.929	1'51.868C	182,7	10:06'41.113

19/07/2024 P = Pits In/Out - C = Lap Time Cancelled

These data/results cannot be reproduced, stored and/or transmitted in whole or in part by any manner of electronic, mechanical, photocopying, recording, broadcasting or otherwise now known or herein after developed without the previous express consent by the copyright owner, except for reproduction in daily press and regular printed publications on sale to the public within 60 days of the event related to those data/results and always provided that copyright symbol appears together as follows below.

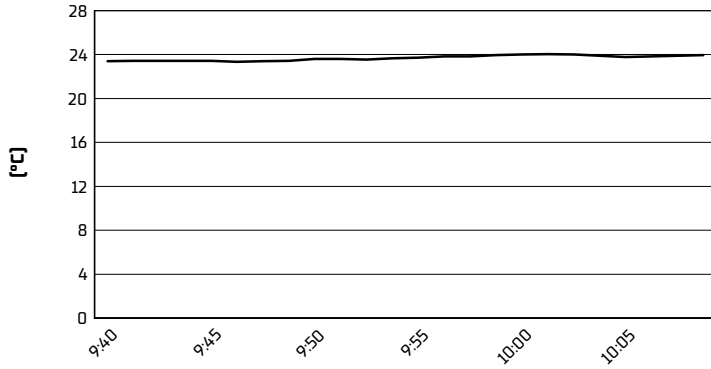
© DORNA WSBK ORGANIZATION Srl 2024

**Czech Round, 19-21 July 2024**

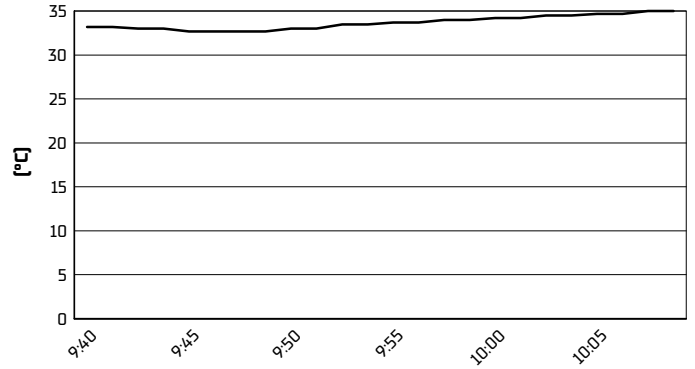
**Weather Report Free Practice**

Session started 09:40 - Session ended 10:09

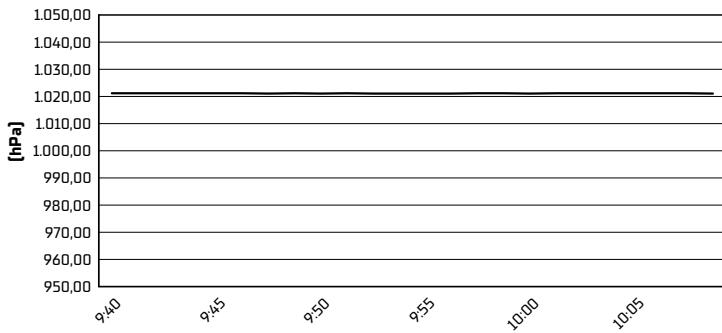
**Air Temperature**



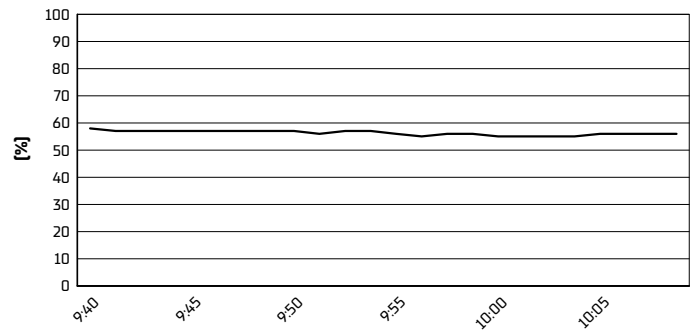
**Track Temperature**



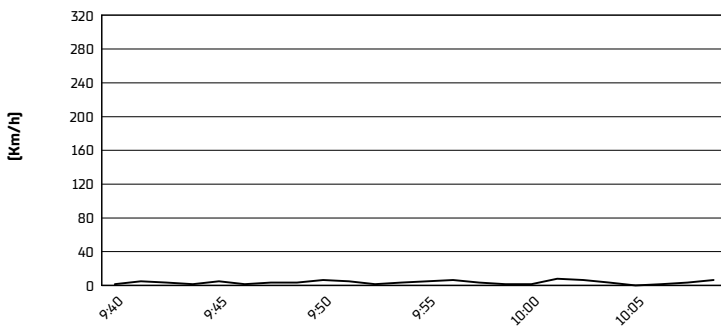
**Air Pressure**



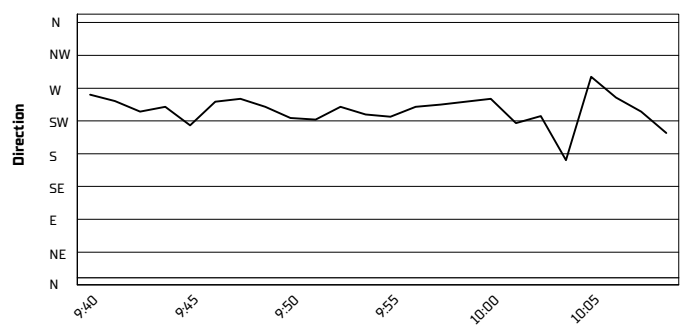
**Humidity**



**Wind Speed**



**Wind Direction**



19/07/2024

These data/results cannot be reproduced, stored and/or transmitted in whole or in part by any manner of electronic, mechanical, photocopying, recording, broadcasting or otherwise now known or herein after developed without the previous express consent by the copyright owner, except for reproduction in daily press and regular printed publications on sale to the public within 60 days of the event related to those data/results and always provided that copyright symbol appears together as follows below.

© DORNA WSBK ORGANIZATION Srl 2024