

Czech Round, 19–21 July 2024
Results Tissot Superpole

No.	Rider	Nat	Team	Bike	Time	Gap	Rel.	Laps	Speed	
									Avg	Max
1	7 L. VENEMAN	NED	MTM Kawasaki	Kawasaki Ninja 400	1'46.137			12	142,864	204,9
2	50 C. THOMPSON	AUS	Fusport-RT Motorsport by SKM-Kawasaki	Kawasaki Ninja 400	1'46.323	0.186	0.186	11	142,614	193,0
3	43 M. GAGGI	ITA	Team BrCorse	Yamaha YZF-R3	1'46.335	0.198	0.012	6	142,598	201,5
4	26 M. GENNAI	ITA	MTM Kawasaki	Kawasaki Ninja 400	1'46.366	0.229	0.031	12	142,557	199,3
5	47 F. SEABRIGHT	GBR	Kawasaki GP Project	Kawasaki Ninja 400	1'46.513	0.376	0.147	13	142,360	202,6
6	58 I. IGLESIAS BRAVO	ESP	Fusport-RT Motorsport by SKM-Kawasaki	Kawasaki Ninja 400	1'46.531	0.394	0.018	11	142,336	202,2
7	77 J. OSUNA SAEZ	ESP	DEZA-BOX 77 Racing Team	Kawasaki Ninja 400	1'46.671	0.534	0.140	12	142,149	196,8
8	56 G. PRATAMA	INA	ProGP NitiRacing	Yamaha YZF-R3	1'46.688	0.551	0.017	7	142,127	201,5
9	22 M. GARCIA	ESP	KOVE Racing Team	Kove 321 RR-S	1'46.822	0.685	0.134	9	141,948	201,1
10	1 J. BUIJ	NED	Freudenberg KTM-PALIGO Racing	KTM RC 390 R	1'46.865	0.728	0.043	9	141,891	202,6
11	91 M. VANNUCCI	ITA	Pata Yamaha AG Motorsport Italia	Yamaha YZF-R3	1'46.908	0.771	0.043	11	141,834	193,7
12	57 A. MAHENDRA	INA	Team BrCorse	Yamaha YZF-R3	1'46.983	0.846	0.075	8	141,735	204,1
13	48 J. GARCIA GONZALEZ	ESP	KOVE Racing Team	Kove 321 RR-S	1'47.032	0.895	0.049	9	141,670	205,6
14	80 G. MANSO	BRA	Yamaha AD78 FIM LA by MS Racing	Yamaha YZF-R3	1'47.077	0.940	0.045	12	141,610	196,8
15	38 D. SALVADOR	ESP	MS Racing	Yamaha YZF-R3	1'47.320	1.183	0.243	6	141,290	196,8
16	69 O. SVENDSEN	DEN	Freudenberg KTM-PALIGO Racing	KTM RC 390 R	1'47.329	1.192	0.009	11	141,278	204,1
17	55 U. CALATAYUD	ESP	ARCO SASH MotoR University Team	Yamaha YZF-R3	1'47.352	1.215	0.023	13	141,247	203,7
18	62 K. FONTAINHA	BRA	Yamaha AD78 FIM LA by MS Racing	Yamaha YZF-R3	1'47.642	1.505	0.290	7	140,867	196,8
19	9 E. ERCOLANI	ITA	Yamaha Motoxrcing WorldSSP300 Team	Yamaha YZF-R3	1'47.860	1.723	0.218	12	140,582	201,5
20	17 R. BIJMAN	NED	Team Flembbo-PL Performances	Kawasaki Ninja 400	1'47.930	1.793	0.070	8	140,491	197,1
21	99 H. MAIER	BRA	MS Racing	Yamaha YZF-R3	1'47.995	1.858	0.065	10	140,407	197,1
22	31 E. BARTOLINI	ITA	Yamaha Motoxrcing WorldSSP300 Team	Yamaha YZF-R3	1'48.020	1.883	0.025	11	140,374	204,5
23	66 P. TONN	GER	Freudenberg KTM-PALIGO Racing	KTM RC 390 R	1'48.255	2.118	0.235	11	140,069	203,3
24	8 B. IERACI	ITA	Team ProDina Kawasaki	Kawasaki Ninja 400	1'48.292	2.155	0.037	7	140,021	203,3
25	85 K. SABATUCCI	ITA	Team Flembbo-PL Performances	Kawasaki Ninja 400	1'48.407	2.270	0.115	12	139,873	194,0
26	25 M. MARTELLA	ITA	Kawasaki GP Project	Kawasaki Ninja 400	1'48.511	2.374	0.104	7	139,739	198,9
27	27 C. CLARK	USA	Accolade Smrz Racing BGR	Kawasaki Ninja 400	1'48.540	2.403	0.029	13	139,701	201,8
28	41 R. TRAGNI	ITA	Pata Yamaha AG Motorsport Italia	Yamaha YZF-R3	1'48.726	2.589	0.186	12	139,463	195,0
29	23 S. DI SORA	FRA	ARCO SASH MotoR University Team	Yamaha YZF-R3	1'48.823	2.686	0.097	12	139,338	200,0
30	11 F. NOVOTNY	CZE	Accolade Smrz Racing BGR	Kawasaki Ninja 400	1'48.883	2.746	0.060	13	139,261	197,1
31	86 D. TURECEK	CZE	Rohac & Fejta Motoracing Team	Kawasaki Ninja 400	1'48.960	2.823	0.077	13	139,163	201,5
32	29 G. ZANNINI	ITA	Team ProDina Kawasaki	Kawasaki Ninja 400	1'49.011	2.874	0.051	11	139,098	202,2
33	14 K. QUINTAL	IND	Team#109 Retro Traffic Kawasaki	Kawasaki Ninja 400	1'49.143	3.006	0.132	12	138,930	197,1
34	71 I. BOLANO HERNANDEZ	ESP	DEZA-BOX 77 Racing Team	Kawasaki Ninja 400	1'49.668	3.531	0.525	7	138,265	197,5

Qualifying Lap Time (105% of 1'46.137): 1'51.444

AIR	Humidity:	42%	Temp:	28°C
TRACK	Condition:	Dry	Temp:	46°C

Records	Pole	(SP)	2023 J.Perez Gonzalez	1'46.162	142,830	Km/h
	Race	(RC1)	2021 A.Huertas	1'46.430	142,470	Km/h
	All Times	(WUP)	2022 V.Steeman	1'45.332	143,960	Km/h

Start 19/07/2024 14:10 End 14:51 The results are provisional until the end of the time limit for protests and appeals and the completion of the technical checks.

These data/results cannot be reproduced, stored and/or transmitted in whole or in part by any manner of electronic, mechanical, photocopying, recording, broadcasting or otherwise now known or herein after developed without the previous express consent by the copyright owner, except for reproduction in daily press and regular printed publications on sale to the public within 60 days of the event related to those data/results and always provided that copyright symbol appears together as follows below.

© DORNA WSBK ORGANIZATION Srl 2024

Czech Round, 19–21 July 2024
Results Tissot Superpole

Session Highlights

Local Time	No. Rider	Description
14.10.00		Start of Session
14.10.11		WorldSSP300 Pit Intervention Time: 1min 13secs
14.12.07	86 D. TURECEK	#86 Current Lap Time Cancelled - Exceeded Track Limits - Turn 1
14.12.22	48 J. GARCIA GONZALEZ	#48 Current Lap Time Cancelled - Exceeded Track Limits - Turn 1
14.13.09	25 M. MARTELLA	#25 Current Lap Time Cancelled - Exceeded Track Limits - Turn 1
14.13.54	91 M. VANNUCCI	#91 Current Lap Time Cancelled - Exceeded Track Limits - Turn 1
14.13.58	41 R. TRAGNI	#41 Current Lap Time Cancelled - Exceeded Track Limits - Turn 1
14.13.58	86 D. TURECEK	#86 Current Lap Time Cancelled - Exceeded Track Limits - Turn 1
14.14.05	85 K. SABATUCCI	#85 Current Lap Time Cancelled - Exceeded Track Limits - Turn 1
14.14.56	23 S. DI SORA	#23 Current Lap Time Cancelled - Exceeded Track Limits - Turn 1
14.15.03	25 M. MARTELLA	#25 Current Lap Time Cancelled - Exceeded Track Limits - Turn 1
14.16.00	17 R. BIJMAN	#17 On the Gravel - Rejoined - Turn 2
14.16.35	48 J. GARCIA GONZALEZ	#48 Current Lap Time Cancelled - Exceeded Track Limits - Turn 1
14.16.39	1 J. BUIS	#1 Current Lap Time Cancelled - Exceeded Track Limits - Turn 1
14.16.42	69 O. SVENDSEN	#69 Current Lap Time Cancelled - Exceeded Track Limits - Turn 1
14.16.42	9 E. ERCOLANI	#9 Current Lap Time Cancelled - Exceeded Track Limits - Turn 1
14.16.43	55 U. CALATAYUD	#55 Current Lap Time Cancelled - Exceeded Track Limits - Turn 1
14.16.45	8 B. IERACI	#8 Technical Problem - Turn 20
14.18.33	56 G. PRATAMA	#56 Current Lap Time Cancelled - Exceeded Track Limits - Turn 1
14.18.33	43 M. GAGGI	#43 Current Lap Time Cancelled - Exceeded Track Limits - Turn 1
14.18.49	1 J. BUIS	#1 Crashed - Turn 1
14.18.49	57 A. MAHENDRA	#57 Crashed - Turn 1
14.19.06	8 B. IERACI	#8 Bike will not return until the end of the session
14.19.08	77 J. OSUNA SAEZ	#77 Lap Time Cancelled [1'52.356] - Yellow Flag - Turn 20-21
14.19.13	71 I. BOLANO HERNANDEZ	#71 Lap Time Cancelled [1'50.361] - Yellow Flag - Turn 20-21
14.19.17	29 G. ZANNINI	#29 On the Gravel - Rejoined - Turn 7
14.19.30	86 D. TURECEK	#86 Current Lap Time Cancelled - Exceeded Track Limits - Turn 1
14.20.18	86 D. TURECEK	#86 On the Gravel - Rejoined - Turn 10
14.20.24	1 J. BUIS	#1 Rejoined
14.20.26	23 S. DI SORA	#23 Current Lap Time Cancelled - Exceeded Track Limits - Turn 1
14.20.26	47 F. SEABRIGHT	#47 Current Lap Time Cancelled - Exceeded Track Limits - Turn 1
14.20.33	14 K. QUINTAL	#14 Current Lap Time Cancelled - Exceeded Track Limits - Turn 1
14.20.56	57 A. MAHENDRA	#57 Rejoined
14.21.50	77 J. OSUNA SAEZ	#77 Lap Time Cancelled [2'05.826] - Yellow Flag - Turn 1
14.21.55	71 I. BOLANO HERNANDEZ	#71 Lap Time Cancelled [2'04.176] - Yellow Flag - Turn 1
14.22.00	26 M. GENNAI	#26 Lap Time Cancelled [1'46.668] - Yellow Flag - Turn 1
14.22.06	7 L. VENEMAN	#7 Lap Time Cancelled [1'47.498] - Yellow Flag - Turn 1
14.22.09	27 C. CLARK	#27 Current Lap Time Cancelled - Exceeded Track Limits - Turn 1
14.22.10	11 F. NOVOTNY	#11 Lap Time Cancelled [2'02.924] - Yellow Flag - Turn 1
14.22.13	41 R. TRAGNI	#41 Current Lap Time Cancelled - Exceeded Track Limits - Turn 1
14.22.13	22 M. GARCIA	#22 Current Lap Time Cancelled - Exceeded Track Limits - Turn 1
14.22.14	48 J. GARCIA GONZALEZ	#48 Current Lap Time Cancelled - Exceeded Track Limits - Turn 1
14.22.14	38 D. SALVADOR	#38 Current Lap Time Cancelled - Exceeded Track Limits - Turn 1
14.22.15	85 K. SABATUCCI	#85 Lap Time Cancelled [2'04.693] - Yellow Flag - Turn 1
14.22.15	56 G. PRATAMA	#56 Current Lap Time Cancelled - Exceeded Track Limits - Turn 1
14.22.16	66 P. TONN	#66 Current Lap Time Cancelled - Exceeded Track Limits - Turn 1
14.22.16	17 R. BIJMAN	#17 Current Lap Time Cancelled - Exceeded Track Limits - Turn 1
14.22.17	55 U. CALATAYUD	#55 Current Lap Time Cancelled - Exceeded Track Limits - Turn 1
14.23.52	91 M. VANNUCCI	#91 Current Lap Time Cancelled - Exceeded Track Limits - Turn 1
14.23.58	71 I. BOLANO HERNANDEZ	#71 Current Lap Time Cancelled - Exceeded Track Limits - Turn 1
14.24.03	27 C. CLARK	#27 Current Lap Time Cancelled - Exceeded Track Limits - Turn 1
14.24.04	9 E. ERCOLANI	#9 Current Lap Time Cancelled - Exceeded Track Limits - Turn 1
14.24.58	8 B. IERACI	#8 Rejoined
14.25.23	8 B. IERACI	#8 Current Lap Time Cancelled - Exceeded Track Limits - Turn 1
14.25.43	11 F. NOVOTNY	#11 Current Lap Time Cancelled - Exceeded Track Limits - Turn 1
14.25.44		Incident in turn 1 between #1 and #57 under investigation

Start 19/07/2024 14:10 End 14:51 The results are provisional until the end of the time limit for protests and appeals and the completion of the technical checks.

These data/results cannot be reproduced, stored and/or transmitted in whole or in part by any manner of electronic, mechanical, photocopying, recording, broadcasting or otherwise now known or herein after developed without the previous express consent by the copyright owner, except for reproduction in daily press and regular printed publications on sale to the public within 60 days of the event related to those data/results and always provided that copyright symbol appears together as follows below.

© DORNA WSBK ORGANIZATION Srl 2024

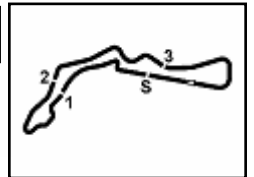
Czech Round, 19–21 July 2024
Results Tissot Superpole

14.25.57	27 C. CLARK	#27 Current Lap Time Cancelled - Exceeded Track Limits - Turn 1
14.26.00	55 U. CALATAYUD	#55 Current Lap Time Cancelled - Exceeded Track Limits - Turn 1
14.27.41	11 F. NOVOTNY	#11 Current Lap Time Cancelled - Exceeded Track Limits - Turn 1
14.27.43	38 D. SALVADOR	#38 Current Lap Time Cancelled - Exceeded Track Limits - Turn 1
14.27.44	47 F. SEABRIGHT	#47 Current Lap Time Cancelled - Exceeded Track Limits - Turn 1
14.27.49	56 G. PRATAMA	#56 Current Lap Time Cancelled - Exceeded Track Limits - Turn 1
14.31.07	14 K. QUINTAL	#14 Lap Time Cancelled (1'55.559) - Exceeded Track Limits - Turn 1
14.31.13	43 M. GAGGI	#43 Crashed - Turn 15
14.31.14	71 I. BOLANO HERNANDEZ	#71 Crashed - Turn 15
14.31.14	56 G. PRATAMA	#56 Crashed - Turn 15
14.31.14	38 D. SALVADOR	#38 Crashed - Turn 15
14.31.14	62 K. FONTAINHA	#62 Crashed - Turn 15
14.31.29	91 M. VANNUCCI	#91 Current Lap Time Cancelled - Exceeded Track Limits - Turn 1
14.31.44	62 K. FONTAINHA	#62 Rejoined
14.32.46		RED FLAG
14.35.04	86 D. TURECEK	#86 Lap Time Cancelled (1'50.923) - Yellow Flag - Turn 15-17
14.35.09	25 M. MARTELLA	#25 Lap Time Cancelled (6'58.181) - Yellow Flag - Turn 15-17
14.35.14	26 M. GENNAI	#26 Lap Time Cancelled (1'51.031) - Yellow Flag - Turn 15-17
14.35.19	7 L. VENEMAN	#7 Lap Time Cancelled (1'50.943) - Yellow Flag - Turn 15-17
14.35.24	62 K. FONTAINHA	#62 Lap Time Cancelled (3'25.440) - Yellow Flag - Turn 15-17
14.35.29	50 C. THOMPSON	#50 Lap Time Cancelled (1'49.000) - Yellow Flag - Turn 15-17
14.35.34	57 A. MAHENDRA	#57 Lap Time Cancelled (1'49.411) - Yellow Flag - Turn 15-17
14.35.39	55 U. CALATAYUD	#55 Lap Time Cancelled (1'49.612) - Yellow Flag - Turn 15-17
14.35.44	23 S. DI SORA	#23 Lap Time Cancelled (1'50.123) - Yellow Flag - Turn 15-17
14.35.49	1 J. BUIS	#1 Lap Time Cancelled (3'43.029) - Yellow Flag - Turn 15-17
14.35.54	58 I. IGLESIAS BRAVO	#58 Lap Time Cancelled (4'01.346) - Yellow Flag - Turn 15-17
14.35.59	29 G. ZANNINI	#29 Lap Time Cancelled (3'54.901) - Yellow Flag - Turn 15-17
14.36.04	41 R. TRAGNI	#41 Lap Time Cancelled (4'20.784) - Yellow Flag - Turn 15-17
14.36.09	69 O. SVENDESEN	#69 Lap Time Cancelled (4'25.540) - Yellow Flag - Turn 15-17
14.36.14	31 E. BARTOLINI	#31 Lap Time Cancelled (3'52.969) - Yellow Flag - Turn 15-17
14.36.19	48 J. GARCIA GONZALEZ	#48 Lap Time Cancelled (3'13.568) - Yellow Flag - Turn 15-17
14.36.24	27 C. CLARK	#27 Lap Time Cancelled (4'15.345) - Yellow Flag - Turn 15-17
14.36.29	8 B. IERACI	#8 Lap Time Cancelled (3'11.930) - Yellow Flag - Turn 15-17
14.36.34	9 E. ERCOLANI	#9 Lap Time Cancelled (3'55.490) - Yellow Flag - Turn 15-17
14.36.39	66 P. TONN	#66 Lap Time Cancelled (4'53.565) - Yellow Flag - Turn 15-17
14.36.44	99 H. MAIER	#99 Lap Time Cancelled (3'13.030) - Yellow Flag - Turn 15-17
14.36.49	17 R. BIJMAN	#17 Lap Time Cancelled (3'54.114) - Yellow Flag - Turn 15-17
14.36.54	80 G. MANSO	#80 Lap Time Cancelled (3'52.089) - Yellow Flag - Turn 15-17
14.36.59	11 F. NOVOTNY	#11 Lap Time Cancelled (3'48.038) - Yellow Flag - Turn 15-17
14.37.04	91 M. VANNUCCI	#91 Lap Time Cancelled (3'37.907) - Yellow Flag - Turn 15-17
14.37.09	14 K. QUINTAL	#14 Lap Time Cancelled (3'37.840) - Yellow Flag - Turn 15-17
14.37.14	47 F. SEABRIGHT	#47 Lap Time Cancelled (3'50.007) - Yellow Flag - Turn 15-17
14.37.19	22 M. GARCIA	#22 Lap Time Cancelled (3'12.059) - Yellow Flag - Turn 15-17
14.37.24	77 J. OSUNA SAEZ	#77 Lap Time Cancelled (3'07.280) - Yellow Flag - Turn 15-17
14.37.29	85 K. SABATUCCI	#85 Lap Time Cancelled (3'10.471) - Yellow Flag - Turn 15-17
14.37.34	86 D. TURECEK	#86 Lap Time Cancelled (3'02.972) - Yellow Flag - Turn 15-17
14.37.39	1 J. BUIS	#1 Lap Time Cancelled (3'43.029) - Exceeded Track Limits - Turn 1
14.41.22	56 G. PRATAMA	#56 Medical Centre
14.41.23	71 I. BOLANO HERNANDEZ	#71 Medical Centre
14.42.00		Session Restart
14.42.13	91 M. VANNUCCI	#91 Current Lap Time Cancelled - Exceeded Track Limits - Turn 1
14.42.15	9 E. ERCOLANI	#9 Current Lap Time Cancelled - Exceeded Track Limits - Turn 1
14.43.15		WorldSBK FP2 On Time
14.47.31		Results Under Review
14.51.03	91 M. VANNUCCI	#91 Lap Time Cancelled (1'47.773) - Exceeded Track Limits - Turn 17
14.51.34		Results Confirmed
14.51.38		End of Session

Start 19/07/2024 14:10 End 14:51 The results are provisional until the end of the time limit for protests and appeals and the completion of the technical checks.

These data/results cannot be reproduced, stored and/or transmitted in whole or in part by any manner of electronic, mechanical, photocopying, recording, broadcasting or otherwise now known or herein after developed without the previous express consent by the copyright owner, except for reproduction in daily press and regular printed publications on sale to the public within 60 days of the event related to those data/results and always provided that copyright symbol appears together as follows below.

© DORNA WSBK ORGANIZATION Srl 2024



Czech Round, 19–21 July 2024
Results Tissot Superpole

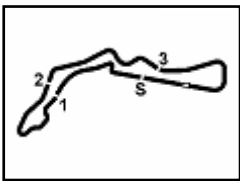
Fastest Laps Sequence

No.	Rider	Nat	Team	Bike	Local Time	Time	Gap	Avg
91	M. VANNUCCI	ITA	Pata Yamaha AG Motorsport Italia	Yamaha YZF-R3	14:13'42.141	1'47.060		141,633
7	L. VENEMAN	NED	MTM Kawasaki	Kawasaki Ninja 400	14:13'43.615	1'46.777	-0.283	142,008
7	L. VENEMAN	NED	MTM Kawasaki	Kawasaki Ninja 400	14:17'18.035	1'46.573	-0.204	142,280
26	M. GENNAI	ITA	MTM Kawasaki	Kawasaki Ninja 400	14:19'04.891	1'46.366	-0.207	142,557
50	C. THOMPSON	AUS	Fusport-RT Motorsport by SKM-Kawasaki	Kawasaki Ninja 400	14:21'39.487	1'46.323	-0.043	142,614
7	L. VENEMAN	NED	MTM Kawasaki	Kawasaki Ninja 400	14:22'38.474	1'46.137	-0.186	142,864

19/07/2024 Start End The results are provisional until the end of the time limit for protests and appeals
14:10 14:51 and the completion of the technical checks.

These data/results cannot be reproduced, stored and/or transmitted in whole or in part by any manner of electronic, mechanical, photocopying, recording, broadcasting or otherwise now known or herein after developed without the previous express consent by the copyright owner, except for reproduction in daily press and regular printed publications on sale to the public within 60 days of the event related to those data/results and always provided that copyright symbol appears together as follows below.

© DORNA WSBK ORGANIZATION Srl 2024



Autodrom Most 4.212 m

Czech Round, 19-21 July 2024
Best Sectors & Speed Tissot Superpole

BEST LAP			
1	7	L. VENEMAN	Kawasaki Ninja 400 1'46.137
2	50	C. THOMPSON	Kawasaki Ninja 400 1'46.323
3	43	M. GAGGI	Yamaha YZF-R3 1'46.335
4	26	M. GENNAI	Kawasaki Ninja 400 1'46.366
5	47	F. SEABRIGHT	Kawasaki Ninja 400 1'46.513
6	58	I. IGLESIAS BRAVO	Kawasaki Ninja 400 1'46.531
7	77	J. OSUNA SAEZ	Kawasaki Ninja 400 1'46.671
8	56	G. PRATAMA	Yamaha YZF-R3 1'46.688
9	22	M. GARCIA	Kove 321 RR-S 1'46.822
10	1	J. BUIS	KTM RC 390 R 1'46.865
11	91	M. VANNUCCI	Yamaha YZF-R3 1'46.908
12	57	A. MAHENDRA	Yamaha YZF-R3 1'46.983
13	48	J. GARCIA GONZALEZ	Kove 321 RR-S 1'47.032
14	80	G. MANSO	Yamaha YZF-R3 1'47.077
15	38	D. SALVADOR	Yamaha YZF-R3 1'47.320
16	69	D. SVENDSEN	KTM RC 390 R 1'47.329
17	55	U. CALATAYUD	Yamaha YZF-R3 1'47.352
18	62	K. FONTAINHA	Yamaha YZF-R3 1'47.642
19	9	E. ERCOLANI	Yamaha YZF-R3 1'47.860
20	17	R. BIJMAN	Kawasaki Ninja 400 1'47.930
21	99	H. MAIER	Yamaha YZF-R3 1'47.995
22	31	E. BARTOLINI	Yamaha YZF-R3 1'48.020
23	66	P. TONN	KTM RC 390 R 1'48.255
24	8	B. IERACI	Kawasaki Ninja 400 1'48.292
25	85	K. SABATUCCI	Kawasaki Ninja 400 1'48.407
26	25	M. MARTELLA	Kawasaki Ninja 400 1'48.511
27	27	C. CLARK	Kawasaki Ninja 400 1'48.540
28	41	R. TRAGNI	Yamaha YZF-R3 1'48.726
29	23	S. DI SORA	Yamaha YZF-R3 1'48.823
30	11	F. NOVOTNY	Kawasaki Ninja 400 1'48.883
31	86	D. TURECEK	Kawasaki Ninja 400 1'48.960
32	29	G. ZANNINI	Kawasaki Ninja 400 1'49.011
33	14	K. QUINTAL	Kawasaki Ninja 400 1'49.143
34	71	I. BOLANO HERNANDEZ	Kawasaki Ninja 400 1'49.668

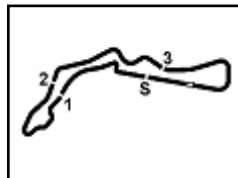
SPEED			
1	48	J. GARCIA GONZALEZ	Kove 321 RR-S 205,6
2	7	L. VENEMAN	Kawasaki Ninja 400 204,9
3	31	E. BARTOLINI	Yamaha YZF-R3 204,5
4	57	A. MAHENDRA	Yamaha YZF-R3 204,1
5	69	D. SVENDSEN	KTM RC 390 R 204,1
6	55	U. CALATAYUD	Yamaha YZF-R3 203,7
7	8	B. IERACI	Kawasaki Ninja 400 203,3
8	66	P. TONN	KTM RC 390 R 203,3
9	1	J. BUIS	KTM RC 390 R 202,6
10	47	F. SEABRIGHT	Kawasaki Ninja 400 202,6
11	29	G. ZANNINI	Kawasaki Ninja 400 202,2
12	58	I. IGLESIAS BRAVO	Kawasaki Ninja 400 202,2
13	27	C. CLARK	Kawasaki Ninja 400 201,8
14	56	G. PRATAMA	Yamaha YZF-R3 201,5
15	9	E. ERCOLANI	Yamaha YZF-R3 201,5
16	43	M. GAGGI	Yamaha YZF-R3 201,5
17	86	D. TURECEK	Kawasaki Ninja 400 201,5
18	22	M. GARCIA	Kove 321 RR-S 201,1
19	23	S. DI SORA	Yamaha YZF-R3 200,0
20	26	M. GENNAI	Kawasaki Ninja 400 199,3
21	25	M. MARTELLA	Kawasaki Ninja 400 198,9
22	71	I. BOLANO HERNANDEZ	Kawasaki Ninja 400 197,5
23	11	F. NOVOTNY	Kawasaki Ninja 400 197,1
24	17	R. BIJMAN	Kawasaki Ninja 400 197,1
25	99	H. MAIER	Yamaha YZF-R3 197,1
26	14	K. QUINTAL	Kawasaki Ninja 400 197,1
27	80	G. MANSO	Yamaha YZF-R3 196,8
28	38	D. SALVADOR	Yamaha YZF-R3 196,8
29	77	J. OSUNA SAEZ	Kawasaki Ninja 400 196,8
30	62	K. FONTAINHA	Yamaha YZF-R3 196,8
31	41	R. TRAGNI	Yamaha YZF-R3 195,0
32	85	K. SABATUCCI	Kawasaki Ninja 400 194,0
33	91	M. VANNUCCI	Yamaha YZF-R3 193,7
34	50	C. THOMPSON	Kawasaki Ninja 400 193,0

SEG. 1			SEG. 2			SEG. 3			SEG. 4		
1	1	J. BUIS 27.153	1	50	C. THOMPSON 25.798	1	47	F. SEABRIGHT 26.083	1	56	G. PRATAMA 26.342
2	7	L. VENEMAN 27.222	2	58	I. IGLESIAS BRAVO 25.865	2	38	D. SALVADOR 26.193	2	80	G. MANSO 26.448
3	58	I. IGLESIAS BRAVO 27.272	3	22	M. GARCIA 25.910	3	50	C. THOMPSON 26.255	3	26	M. GENNAI 26.481
4	43	M. GAGGI 27.302	4	57	A. MAHENDRA 25.955	4	26	M. GENNAI 26.281	4	22	M. GARCIA 26.511
5	48	J. GARCIA GONZALEZ 27.338	5	7	L. VENEMAN 25.956	5	62	K. FONTAINHA 26.290	5	43	M. GAGGI 26.516
6	47	F. SEABRIGHT 27.355	6	43	M. GAGGI 25.995	6	7	L. VENEMAN 26.291	6	58	I. IGLESIAS BRAVO 26.539
7	26	M. GENNAI 27.357	7	1	J. BUIS 26.008	7	43	M. GAGGI 26.304	7	7	L. VENEMAN 26.617
8	31	E. BARTOLINI 27.363	8	38	D. SALVADOR 26.015	8	58	I. IGLESIAS BRAVO 26.342	8	91	M. VANNUCCI 26.636
9	50	C. THOMPSON 27.375	9	48	J. GARCIA GONZALEZ 26.027	9	91	M. VANNUCCI 26.353	9	77	J. OSUNA SAEZ 26.646
10	69	D. SVENDSEN 27.379	10	26	M. GENNAI 26.028	10	77	J. OSUNA SAEZ 26.379	10	1	J. BUIS 26.668
11	8	B. IERACI 27.385	11	80	G. MANSO 26.062	11	99	H. MAIER 26.469	11	8	B. IERACI 26.680
12	77	J. OSUNA SAEZ 27.413	12	69	D. SVENDSEN 26.066	12	57	A. MAHENDRA 26.472	12	9	E. ERCOLANI 26.708
13	22	M. GARCIA 27.421	13	91	M. VANNUCCI 26.067	13	55	U. CALATAYUD 26.476	13	69	D. SVENDSEN 26.713
14	56	G. PRATAMA 27.467	14	77	J. OSUNA SAEZ 26.081	14	56	G. PRATAMA 26.497	14	31	E. BARTOLINI 26.714
15	80	G. MANSO 27.504	15	56	G. PRATAMA 26.084	15	48	J. GARCIA GONZALEZ 26.527	15	55	U. CALATAYUD 26.717
16	57	A. MAHENDRA 27.505	16	47	F. SEABRIGHT 26.100	16	69	D. SVENDSEN 26.538	16	47	F. SEABRIGHT 26.726
17	62	K. FONTAINHA 27.574	17	55	U. CALATAYUD 26.102	17	66	P. TONN 26.605	17	48	J. GARCIA GONZALEZ 26.739
18	55	U. CALATAYUD 27.629	18	99	H. MAIER 26.128	18	23	S. DI SORA 26.627	18	11	F. NOVOTNY 26.756
19	9	E. ERCOLANI 27.629	19	62	K. FONTAINHA 26.136	19	11	F. NOVOTNY 26.640	19	50	C. THOMPSON 26.769
20	91	M. VANNUCCI 27.650	20	9	E. ERCOLANI 26.174	20	1	J. BUIS 26.640	20	41	R. TRAGNI 26.782
21	38	D. SALVADOR 27.654	21	41	R. TRAGNI 26.236	21	80	G. MANSO 26.642	21	99	H. MAIER 26.792
22	66	P. TONN 27.667	22	31	E. BARTOLINI 26.265	22	17	R. BIJMAN 26.666	22	29	G. ZANNINI 26.805
23	23	S. DI SORA 27.679	23	17	R. BIJMAN 26.266	23	22	M. GARCIA 26.673	23	17	R. BIJMAN 26.808
24	99	H. MAIER 27.693	24	8	B. IERACI 26.292	24	8	B. IERACI 26.782	24	57	A. MAHENDRA 26.907
25	85	K. SABATUCCI 27.714	25	27	C. CLARK 26.320	25	31	E. BARTOLINI 26.790	25	86	D. TURECEK 26.915
26	25	M. MARTELLA 27.736	26	23	S. DI SORA 26.362	26	9	E. ERCOLANI 26.832	26	66	P. TONN 26.982
27	71	I. BOLANO HERNANDEZ 27.746	27	29	G. ZANNINI 26.392	27	25	M. MARTELLA 26.844	27	27	C. CLARK 26.986
28	17	R. BIJMAN 27.773	28	66	P. TONN 26.411	28	27	C. CLARK 26.953	28	23	S. DI SORA 27.011
29	29	G. ZANNINI 27.779	29	11	F. NOVOTNY 26.420	29	14	K. QUINTAL 26.977	29	25	M. MARTELLA 27.145
30	41	R. TRAGNI 27.807	30	85	K. SABATUCCI 26.553	30	85	K. SABATUCCI 26.984	30	14	K. QUINTAL 27.147
31	11	F. NOVOTNY 27.881	31	71	I. BOLANO HERNANDEZ 26.589	31	86	D. TURECEK 27.015	31	85	K. SABATUCCI 27.156
32	14	K. QUINTAL 27.941	32	86	D. TURECEK 26.711	32	29	G. ZANNINI 27.161	32	62	K. FONTAINHA 27.162
33	27	C. CLARK 28.001	33	25	M. MARTELLA 26.786	33	41	R. TRAGNI 27.177	33	38	D. SALVADOR 27.171
34	86	D. TURECEK 28.004	34	14	K. QUINTAL 26.912	34	71	I. BOLANO HERNANDEZ 27.272	34	71	I. BOLANO HERNANDEZ 27.588

19/07/2024

These data/results cannot be reproduced, stored and/or transmitted in whole or in part by any manner of electronic, mechanical, photocopying, recording, broadcasting or otherwise now known or herein after developed without the previous express consent by the copyright owner, except for reproduction in daily press and regular printed publications on sale to the public within 60 days of the event related to those data/results and always provided that copyright symbol appears together as follows below.
© DORNA WSBK ORGANIZATION Srl 2024





Autodrom Most 4.212 m

Czech Round, 19–21 July 2024
Ideal Times Tissot Superpole

No.	Rider	Nat	Bike	Seg. 1 Diff. 1	Seg. 2 Diff. 2	Seg. 3 Diff. 3	Seg. 4 Diff. 4	Ideal Time Best Lap	Pos.	Diff.
1	58 I. IGLESIAS BRAVO	ESP	Kawasaki Ninja 400	27.272 +0.200	25.865	26.342 +0.074	26.539 +0.239	1'46.018 1'46.531	6	0.513
2	7 L. VENEMAN	NED	Kawasaki Ninja 400	27.222	25.956 +0.032	26.291	26.617 +0.019	1'46.086 1'46.137	1	0.051
3	43 M. GAGGI	ITA	Yamaha YZF-R3	27.302	25.995 +0.218	26.304	26.516	1'46.117 1'46.335	3	0.218
4	26 M. GENNAI	ITA	Kawasaki Ninja 400	27.357 +0.142	26.028 +0.077	26.281	26.481	1'46.147 1'46.366	4	0.219
5	50 C. THOMPSON	AUS	Kawasaki Ninja 400	27.375	25.798 +0.086	26.255	26.769 +0.040	1'46.197 1'46.323	2	0.126
6	47 F. SEABRIGHT	GBR	Kawasaki Ninja 400	27.355 +0.231	26.100 +0.018	26.083	26.726	1'46.264 1'46.513	5	0.249
7	56 G. PRATAMA	INA	Yamaha YZF-R3	27.467 +0.130	26.084	26.497 +0.168	26.342	1'46.390 1'46.688	8	0.298
8	1 J. BUIS	NED	KTM RC 390 R	27.153	26.008 +0.257	26.640	26.668 +0.139	1'46.469 1'46.865	10	0.396
9	22 M. GARCIA	ESP	Kove 321 RR-S	27.421	25.910	26.673 +0.307	26.511	1'46.515 1'46.822	9	0.307
10	77 J. OSUNA SAEZ	ESP	Kawasaki Ninja 400	27.413	26.081	26.379	26.646 +0.152	1'46.519 1'46.671	7	0.152
11	48 J. GARCIA GONZALEZ	ESP	Kove 321 RR-S	27.338	26.027	26.527 +0.401	26.739	1'46.631 1'47.032	13	0.401
12	80 G. MANSO	BRA	Yamaha YZF-R3	27.504 +0.170	26.062	26.642 +0.251	26.448	1'46.656 1'47.077	14	0.421
13	69 D. SVENDSEN	DEN	KTM RC 390 R	27.379	26.066 +0.093	26.538 +0.243	26.713 +0.297	1'46.696 1'47.329	16	0.633
14	91 M. VANNUCCI	ITA	Yamaha YZF-R3	27.650 +0.053	26.067 +0.094	26.353 +0.055	26.636	1'46.706 1'46.908	11	0.202
15	57 A. MAHENDRA	INA	Yamaha YZF-R3	27.505 +0.093	25.955	26.472	26.907 +0.051	1'46.839 1'46.983	12	0.144
16	55 U. CALATAYUD	ESP	Yamaha YZF-R3	27.629	26.102	26.476 +0.339	26.717 +0.089	1'46.924 1'47.352	17	0.428
17	38 D. SALVADOR	ESP	Yamaha YZF-R3	27.654 +0.044	26.015 +0.243	26.193	27.171	1'47.033 1'47.320	15	0.287
18	99 H. MAIER	BRA	Yamaha YZF-R3	27.693 +0.084	26.128 +0.554	26.469 +0.275	26.792	1'47.082 1'47.995	21	0.913
19	31 E. BARTOLINI	ITA	Yamaha YZF-R3	27.363 +0.336	26.265 +0.016	26.790 +0.289	26.714 +0.247	1'47.132 1'48.020	22	0.888
20	8 B. IERACI	ITA	Kawasaki Ninja 400	27.385 +0.598	26.292 +0.133	26.782 +0.422	26.680	1'47.139 1'48.292	24	1.153
21	62 K. FONTAINHA	BRA	Yamaha YZF-R3	27.574 +0.292	26.136 +0.125	26.290	27.162 +0.063	1'47.162 1'47.642	18	0.480
22	9 E. ERCOLANI	ITA	Yamaha YZF-R3	27.629	26.174 +0.109	26.832 +0.192	26.708 +0.216	1'47.343 1'47.860	19	0.517
23	17 R. BIJMAN	NED	Kawasaki Ninja 400	27.773 +0.082	26.266 +0.289	26.666	26.808 +0.046	1'47.513 1'47.930	20	0.417
24	66 P. TONN	GER	KTM RC 390 R	27.667	26.411 +0.183	26.605 +0.180	26.982 +0.227	1'47.665 1'48.255	23	0.590
25	23 S. DI SORA	FRA	Yamaha YZF-R3	27.667 +0.556	26.362	26.627 +0.381	27.011 +0.219	1'47.667 1'48.823	29	1.156
26	11 F. NOVOTNY	CZE	Kawasaki Ninja 400	27.881 +0.254	26.420 +0.187	26.640 +0.192	26.756 +0.553	1'47.697 1'48.883	30	1.186
27	41 R. TRAGNI	ITA	Yamaha YZF-R3	27.807 +0.176	26.236 +0.548	27.177	26.782	1'48.002 1'48.726	28	0.724
28	29 G. ZANNINI	ITA	Kawasaki Ninja 400	27.779 +0.394	26.392	27.161	26.805 +0.480	1'48.137 1'49.011	32	0.874
29	27 C. CLARK	USA	Kawasaki Ninja 400	28.001	26.320	26.953	26.986 +0.280	1'48.260 1'48.540	27	0.280
30	85 K. SABATUCCI	ITA	Kawasaki Ninja 400	27.714	26.553	26.984	27.156	1'48.407 1'48.407	25	
31	25 M. MARTELLA	ITA	Kawasaki Ninja 400	27.736	26.786	26.844	27.145	1'48.511 1'48.511	26	
32	86 D. TURECEK	CZE	Kawasaki Ninja 400	28.004 +0.257	26.711 +0.058	27.015	26.915	1'48.645 1'48.960	31	0.315
33	14 K. QUINTAL	IND	Kawasaki Ninja 400	27.941 +0.135	26.912 +0.031	26.977	27.147	1'48.977 1'49.143	33	0.166
34	71 I. BOLANO HERNANDEZ	ESP	Kawasaki Ninja 400	27.746 +0.473	26.589	27.272	27.588	1'49.195 1'49.668	34	0.473
Overall Ideal Time				27.153	25.798	26.083	26.342	1'45.376		

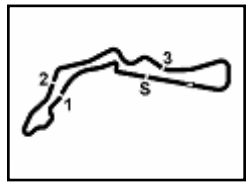
19/07/2024

These data/results cannot be reproduced, stored and/or transmitted in whole or in part by any manner of electronic, mechanical, photocopying, recording, broadcasting or otherwise now known or herein after developed without the previous express consent by the copyright owner, except for reproduction in daily press and regular printed publications on sale to the public within 60 days of the event related to those data/results and always provided that copyright symbol appears together as follows below.

© DORNA WSBK ORGANIZATION Srl 2024

FIGR PERUGIA TIMING





Autodrom Most 4.212 m

Czech Round, 19-21 July 2024
Chronological Analysis Tissot Superpole

1 / 4

1° 7 L. VENEMAN [1'46.137]							
Lap	Seg1	Seg2	Seg3	Seg4	Lap Time	km/h	Local Time
1		27.006	27.142	27.059			
2	27.254	26.529	26.377	26.617	1'46.777	197,5	14:13'43.615
3	27.470	26.542	26.521	27.314	1'47.847	202,2	14:15'31.462
4	27.344	26.048	26.390	26.791	1'46.573	195,7	14:17'18.035
5	27.429	26.139	26.478	26.758	1'46.804	192,6	14:19'04.839
6	27.877	25.956	26.568	27.097	1'47.498C	192,6	14:20'52.337
7	27.222	25.988	26.291	26.636	1'46.137	194,3	14:22'38.474
8	27.361	26.137	26.709	40.187	2'00.394P	195,7	14:24'38.868
9	4'25.602	26.687	26.965	27.288	5'46.542P		14:30'25.410
10	27.738	26.837	28.740	27.628	1'50.943C	189,6	14:32'16.353
11	27.551	28.614	35.553	54.197	2'25.915CP	190,0	14:34'42.268
12	7'50.332	28.045	27.553	27.356	9'13.286P		14:43'55.554
13	27.471	26.275	26.876	27.121	1'47.743	204,9	14:45'43.297

3	27.388	26.100	26.319	27.071	1'46.878	196,4	14:16'31.515
4	28.524	28.132	27.427	29.326	1'53.409	199,3	14:18'24.924
5	27.796	26.631	27.186	27.692	1'49.305	202,6	14:20'14.229
6	30.650	26.256	26.991	27.978	1'51.875C	197,1	14:22'06.104
7	27.355	26.834	27.689	27.736	1'49.614	196,1	14:23'55.718
8	27.762	26.833	26.936	27.328	1'48.859	188,7	14:25'44.577
9	27.634	26.337	26.691	27.278	1'47.940	191,0	14:27'32.517
10	33.033	31.419	28.452	27.385	2'00.289C	186,1	14:29'32.806
11	27.825	27.339	27.434	26.969	1'49.567	200,0	14:31'22.373
12	27.366	27.025	27.737	2'27.879	3'50.007CP	195,0	14:35'12.380
13	7'23.992	28.181	27.619	27.503	8'47.295P		14:43'59.675
14	27.586	26.118	26.083	26.726	1'46.513	198,6	14:45'46.188

2° 50 C. THOMPSON [1'46.323]							
Lap	Seg1	Seg2	Seg3	Seg4	Lap Time	km/h	Local Time
1		31.016	29.415	28.116			
2	27.675	26.009	26.803	26.980	1'47.467	191,0	14:16'19.126
3	27.502	26.468	26.653	26.940	1'47.563	193,0	14:18'06.689
4	27.466	25.798	26.442	26.769	1'46.475	190,6	14:19'53.164
5	27.375	25.884	26.255	26.809	1'46.323	191,3	14:21'39.487
6	27.427	26.262	26.865	42.638	2'03.192P	191,0	14:23'42.679
7	4'06.304	26.605	28.052	26.856	5'27.817P		14:29'10.496
8	27.485	26.828	28.004	27.108	1'49.425	191,0	14:30'59.921
9	27.607	26.267	27.948	27.178	1'49.000C	189,3	14:32'48.921
10	30.382	28.781	32.433	46.627	2'18.223CP	188,3	14:35'07.144
11	7'24.589	27.226	27.179	27.961	8'46.955P		14:43'54.099
12	27.613	26.384	27.757	26.987	1'48.741	193,0	14:45'42.840

6° 58 I. IGLESIAS BRAVO [1'46.531]							
Lap	Seg1	Seg2	Seg3	Seg4	Lap Time	km/h	Local Time
1		35.595	31.096	27.208			
2	27.737	34.345	26.909	28.300	1'57.291	192,6	14:16'36.538
3	27.728	25.954	26.684	27.643	1'48.009	186,1	14:18'24.547
4	27.984	26.225	26.342	38.025	1'58.576P	202,2	14:20'23.123
5	2'27.657	26.161	26.710	26.982	3'47.510P		14:24'10.633
6	27.472	25.865	26.416	26.778	1'46.531	192,3	14:25'57.164
7	27.484	25.979	26.342	26.732	1'46.537	192,0	14:27'43.701
8	27.341	25.902	28.673	26.915	1'48.831	192,6	14:29'32.532
9	27.474	26.087	26.602	26.539	1'46.702	199,6	14:31'19.234
10	27.272	26.047	28.072	2'39.955	4'01.346CP	200,0	14:35'20.580
11	7'11.715	28.014	27.448	27.596	8'34.773P		14:43'55.353
12	27.374	26.055	26.783	28.158	1'48.370	200,7	14:45'43.723

3° 43 M. GAGGI [1'46.335]							
Lap	Seg1	Seg2	Seg3	Seg4	Lap Time	km/h	Local Time
1		31.990	38.517	26.929			
2	27.573	26.382	28.043	30.667	1'52.665	198,2	14:16'33.874
3	27.607	26.087	26.909	26.947	1'47.550	194,0	14:18'21.424
4	34.924	26.760	26.540	26.782	1'55.006C	193,3	14:20'16.430
5	27.302	26.213	26.304	26.516	1'46.335	196,8	14:22'02.765
6	27.435	25.995	26.715	40.090	2'00.235P	201,5	14:24'03.000
7	3'58.347	34.002	31.252	26.970	5'30.571P		14:29'33.571
8	27.482	26.404				197,8	

7° 77 J. OSUNA SAEZ [1'46.671]							
Lap	Seg1	Seg2	Seg3	Seg4	Lap Time	km/h	Local Time
1		29.893	30.164	28.069			
2	27.776	26.237	26.824	26.974	1'47.811	190,3	14:15'18.229
3	30.429	26.949	27.452	27.526	1'52.356C	190,0	14:17'10.585
4	27.482	26.096	26.409	26.961	1'46.948	194,7	14:18'57.533
5	28.600	28.887	27.792	40.547	2'05.826CP	188,3	14:21'03.359
6	1'52.624	27.313	27.161	27.177	3'14.275P		14:24'17.634
7	27.413	26.081	26.379	26.798	1'46.671	195,4	14:26'04.305
8	27.712	26.131	26.655	26.797	1'47.295	188,7	14:27'51.600
9	27.539	26.169	26.431	26.868	1'47.007	189,6	14:29'38.607
10	28.131	26.798	27.232	27.146	1'49.307	196,4	14:31'27.914
11	27.449	26.115	26.964	1'46.752	3'07.280CP	191,3	14:34'35.194
12	7'59.251	28.597	27.972	27.856	9'23.676P		14:43'58.870
13	27.584	26.403	26.542	26.646	1'47.175	196,8	14:45'46.045

4° 26 M. GENNAI [1'46.366]							
Lap	Seg1	Seg2	Seg3	Seg4	Lap Time	km/h	Local Time
1		26.934	26.922	26.794			
2	27.723	26.272	26.604	26.743	1'47.342	198,6	14:13'43.485
3	27.522	26.207	26.511	26.920	1'47.160	196,1	14:15'30.645
4	27.633	26.292	27.061	26.894	1'47.880	193,7	14:17'18.525
5	27.499	26.105	26.281	26.481	1'46.366	197,1	14:19'04.891
6	27.393	26.028	26.431	26.816	1'46.668C	195,4	14:20'51.559
7	27.442	26.192	26.401	26.810	1'46.845	191,6	14:22'38.404
8	27.582	26.277	26.729	38.696	1'59.284P	191,0	14:24'37.688
9	4'26.930	26.638	27.012	27.319	5'47.899P		14:30'25.587
10	27.517	26.439	29.500	27.575	1'51.031C	192,6	14:32'16.618
11	27.357	28.708	35.092	55.155	2'26.312CP	196,1	14:34'42.930
12	7'49.166	27.228	27.417	27.834	9'11.645P		14:43'54.575
13	27.580	26.065	27.808	27.414	1'48.867	199,3	14:45'43.442

8° 56 G. PRATAMA [1'46.688]							
Lap	Seg1	Seg2	Seg3	Seg4	Lap Time	km/h	Local Time
1		31.265	29.059	28.455			
2	28.291	27.184	26.779	26.761	1'49.015	197,1	14:14'45.996
3	27.635	26.439	26.497	26.834	1'47.405	197,1	14:16'33.401
4	27.755	26.137	27.092	27.015	1'47.999	196,1	14:18'21.400
5	34.749	26.530	26.695	26.699	1'54.673C	190,6	14:20'16.073
6	27.597	26.084	26.665	26.342	1'46.688	195,7	14:22'02.761
7	33.111	26.627	29.963	44.890	2'14.591CP	201,5	14:24'17.352
8	3'49.939	29.420	32.342	26.771	5'18.472CP		14:29'35.824
9	27.467	26.475				195,7	

5° 47 F. SEABRIGHT [1'46.513]							
Lap	Seg1	Seg2	Seg3	Seg4	Lap Time	km/h	Local Time
1		30.370	27.401	29.524			
2	27.527	26.374	26.451	27.232	1'47.584	199,6	14:14'44.637

9° 22 M. GARCIA [1'46.822]							
Lap	Seg1	Seg2	Seg3	Seg4	Lap Time	km/h	Local Time
1		28.039	28.642	40.545			
2	2'40.069	26.830	26.692	27.618	4'01.209P		14:18'25.774
3	27.771	26.390	26.687	27.061	1'47.909	199,3	14:20'13.683
4	27.496	26.340	26.673	26.795	1'47.304	201,1	14:22'00.987

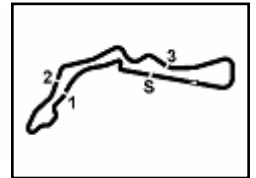
19/07/2024

P = Pits In/Out - C = Lap Time Cancelled

These data/results cannot be reproduced, stored and/or transmitted in whole or in part by any manner of electronic, mechanical, photocopying, recording, broadcasting or otherwise now known or herein after developed without the previous express consent by the copyright owner, except for reproduction in daily press and regular printed publications on sale to the public within 60 days of the event related to those data/results and always provided that copyright symbol appears together as follows below.

© DORNA WSBK ORGANIZATION Srl 2024





Autodrom Most 4.212 m

Czech Round, 19–21 July 2024
Chronological Analysis Tissot Superpole

5	33.779	26.722	27.672	43.232	2'11.405CP	195,7	14:24'12.392
6	4'00.537	26.259	29.063	26.869	5'22.728P		14:29'35.120
7	27.421	25.910	26.980	26.511	1'46.822	198,2	14:31'21.942
8	27.508	28.962	27.118	1'48.471	3'12.059CP	200,0	14:34'34.001
9	7'56.981	26.881	27.098	29.091	9'20.051P		14:43'54.052
10	27.822	26.258	27.580	26.928	1'48.588	191,3	14:45'42.640

1						29.192	28.476	28.719				
2	27.923	26.932	26.950	26.764	1'48.569	194,0	14:14'46.247					
3	27.712	26.453	26.642	26.860	1'47.667	195,0	14:16'33.914					
4	27.759	26.754	27.409	30.788	1'52.710	195,4	14:18'26.624					
5	27.504	26.622	26.643	27.018	1'47.787	196,8	14:20'14.411					
6	28.135	26.497	26.847	29.093	1'50.572	196,1	14:22'04.983					
7	27.791	30.022	27.975	31.838	1'57.626	195,7	14:24'02.609					
8	27.951	26.463	27.230	40.511	2'02.155P	188,0	14:26'04.764					
9	1'58.388	30.455	28.649	32.212	3'29.704P		14:29'34.468					
10	27.674	26.062	26.893	26.448	1'47.077	193,7	14:31'21.545					
11	27.555	26.909	27.134	2'30.491	3'52.089CP	195,4	14:35'13.634					
12	7'19.405	28.037	27.550	27.336	8'42.328P		14:43'55.962					
13	28.598	26.548	26.737	26.828	1'48.711	194,3	14:45'44.673					

10° 1 J. BUIS [1'46.865]

Lap	Seg.1	Seg.2	Seg.3	Seg.4	Lap Time	km/h	Local Time
1		31.967	28.521	28.503			
2	27.372	26.017	27.231	26.668	1'47.288	201,1	14:14'41.572
3	27.153	26.265	26.640	26.807	1'46.865	202,6	14:16'28.437
4	33.108	26.815	27.383	28.586	1'55.892C	193,7	14:18'24.329
5	2'04.513	29.175	28.405	37.813	3'39.906P	201,5	14:22'04.235
6	6'02.977	28.268	28.736	27.628	7'27.609P		14:29'31.844
7	27.599	26.083	26.712	26.880	1'47.274	201,8	14:31'19.118
8	27.426	26.008	27.667	2'21.928	3'43.029CP	198,6	14:35'02.147
9	7'29.797	27.315	27.390	27.992	8'52.494P		14:43'54.641
10	27.299	26.205	26.701	26.724	1'46.929	202,2	14:45'41.570

15° 38 D. SALVADOR [1'47.320]

Lap	Seg.1	Seg.2	Seg.3	Seg.4	Lap Time	km/h	Local Time
1			44.645	33.183	27.504		
2	28.068	26.657	28.715	28.742	1'52.182	191,3	14:16'32.473
3	27.730	30.427	26.713	28.630	1'53.500	193,7	14:18'25.973
4	27.698	26.258	26.193	27.171	1'47.320	195,7	14:20'13.293
5	27.831	26.510	26.682	27.563	1'48.586	194,7	14:22'01.879
6	34.247	26.689	27.239	41.179	2'09.354CP	192,3	14:24'11.233
7	3'53.136	31.924	30.430	27.200	5'22.690CP		14:29'33.923
8	27.654	26.015				196,8	

11° 91 M. VANNUCCI [1'46.908]

Lap	Seg.1	Seg.2	Seg.3	Seg.4	Lap Time	km/h	Local Time
1		27.848	27.247	27.294			
2	27.650	26.234	26.465	26.711	1'47.060	192,0	14:13'42.141
3	32.994	26.241	26.629	39.597	2'05.461CP	191,0	14:15'47.602
4	2'57.465	27.224	26.976	27.008	4'18.673P		14:20'06.275
5	27.798	26.067	26.353	27.061	1'47.279	188,3	14:21'53.554
6	27.703	26.161	26.408	26.636	1'46.908	188,3	14:23'40.462
7	34.101	28.005	27.941	39.452	2'09.499CP	190,3	14:25'49.961
8	2'10.972	29.461	30.729	27.836	3'38.998P		14:29'28.959
9	27.730	26.073	27.106	28.098	1'49.007	192,3	14:31'17.966
10	32.580	26.257	27.200	2'11.870	3'37.907CP	192,6	14:34'55.873
11	7'36.289	27.971	27.272	27.662	8'59.194CP		14:43'55.067
12	27.699	26.292	26.908	26.874	1'47.773C	193,7	14:45'42.840

16° 69 D. SVENDSEN [1'47.329]

Lap	Seg.1	Seg.2	Seg.3	Seg.4	Lap Time	km/h	Local Time
1			29.511	29.761	28.905		
2	28.357	26.133	27.479	26.713	1'48.682	193,0	14:14'42.353
3	27.379	26.159	26.781	27.010	1'47.329	203,7	14:16'29.682
4	32.984	26.496	26.914	27.912	1'54.306C	194,7	14:18'23.988
5	28.835	26.531	26.538	27.737	1'49.641	189,6	14:20'13.629
6	28.870	26.321	26.710	26.751	1'48.652	197,8	14:22'02.281
7	27.647	26.066	27.038	41.163	2'01.914P	199,3	14:24'04.195
8	4'03.095	27.839	28.585	27.912	5'27.431P		14:29'31.626
9	27.767	26.091	27.000	27.051	1'47.909	198,9	14:31'19.535
10	27.696	26.163	27.599	3'04.082	4'25.540CP	203,7	14:35'45.075
11	6'48.048	27.819	27.438	27.527	8'10.832P		14:43'55.907
12	28.555	26.476	26.806	26.863	1'48.700	204,1	14:45'44.607

12° 57 A. MAHENDRA [1'46.983]

Lap	Seg.1	Seg.2	Seg.3	Seg.4	Lap Time	km/h	Local Time
1		45.338	34.450	27.087			
2	27.639	26.411	30.991	30.790	1'55.831	193,0	14:16'36.853
3	27.598	25.955	26.472	26.958	1'46.983	193,7	14:18'23.836
4	2'35.148	33.415	32.846	42.033	4'23.442P	191,6	14:22'47.278
5	6'47.530	30.162	28.052	27.348	8'13.092P		14:31'00.370
6	27.701	26.318	27.515	27.877	1'49.411C	191,0	14:32'49.781
7	29.681	28.715	32.731	45.209	2'16.336CP	190,3	14:35'06.117
8	7'27.295	28.295	27.094	27.126	8'49.810P		14:43'55.927
9	27.505	26.236	26.515	26.907	1'47.163	204,1	14:45'43.090

17° 55 U. CALATAYUD [1'47.352]

Lap	Seg.1	Seg.2	Seg.3	Seg.4	Lap Time	km/h	Local Time
1			31.676	27.761	29.025		
2	27.629	26.102	26.815	26.806	1'47.352	203,3	14:14'43.025
3	27.777	26.672	26.633	26.757	1'47.839	197,1	14:16'30.864
4	32.335	26.375	27.152	28.412	1'54.274C	196,8	14:18'25.138
5	28.644	26.899	26.476	27.337	1'49.356	202,6	14:20'14.494
6	27.864	26.562	27.339	28.368	1'50.133	203,7	14:22'04.627
7	33.642	26.793	26.574	28.316	1'55.325C	190,6	14:23'59.952
8	28.124	26.627	26.530	27.142	1'48.423	189,3	14:25'48.375
9	29.985	27.376	28.021	42.905	2'08.287CP	190,6	14:27'56.662
10	1'43.506	26.348	27.134	27.055	3'04.043P		14:31'00.705
11	27.700	26.192	27.546	28.174	1'49.612C	194,7	14:32'50.317
12	30.267	28.178	33.560	46.286	2'18.291CP	191,0	14:35'08.608
13	7'25.389	28.124	27.124	27.316	8'47.953P		14:43'56.561
14	28.043	26.715	26.603	26.717	1'48.078	200,7	14:45'44.639

13° 48 J. GARCIA GONZALEZ [1'47.032]

Lap	Seg.1	Seg.2	Seg.3	Seg.4	Lap Time	km/h	Local Time
1		28.158	27.923	40.192			
2	2'31.687	27.667	26.941	27.868	3'54.163CP		14:18'26.426
3	27.355	26.573	26.607	26.937	1'47.472	197,5	14:20'13.898
4	27.746	26.511	26.527	26.775	1'47.559	201,8	14:22'01.457
5	34.283	26.506	27.149	39.414	2'07.352CP	195,0	14:24'08.809
6	4'02.020	26.780	28.550	26.780	5'24.130P		14:29'32.939
7	27.338	26.027	26.928	26.739	1'47.032	205,2	14:31'19.971
8	27.672	26.471	27.055	1'52.370	3'13.568CP	203,3	14:34'33.539
9	7'58.919	27.882	27.488	27.645	9'21.934P		14:43'55.473
10	27.782	26.236	26.551	26.999	1'47.568	205,6	14:45'43.041

18° 62 K. FONTAINHA [1'47.642]

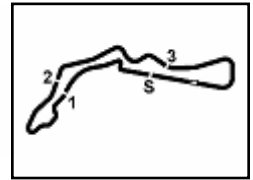
Lap	Seg.1	Seg.2	Seg.3	Seg.4	Lap Time	km/h	Local Time
1			44.523	34.893	27.162		
2	28.076	26.373	27.254	27.187	1'48.890	196,8	14:16'30.961
3	28.134	30.977	27.428	29.733	1'56.272	196,8	14:18'27.233

19/07/2024 P = Pits In/Out - C = Lap Time Cancelled

These data/results cannot be reproduced, stored and/or transmitted in whole or in part by any manner of electronic, mechanical, photocopying, recording, broadcasting or otherwise now known or herein after developed without the previous express consent by the copyright owner, except for reproduction in daily press and regular printed publications on sale to the public within 60 days of the event related to those data/results and always provided that copyright symbol appears together as follows below.

© DORNA WSBK ORGANIZATION Srl 2024





Autodrom Most 4.212 m

Czech Round, 19–21 July 2024
Chronological Analysis Tissot Superspole

4	27.866	26.261	26.290	27.225	1'47.642	193,0	14:20'14.875
5	27.739	27.848	27.778	27.185	1'50.550	195,7	14:22'05.425
6	27.574	26.434	27.052	48.286	2'09.346P	194,7	14:24'14.771
7	3'49.102	32.703	30.339	27.451	5'19.595P		14:29'34.366
8	28.008	26.136	1'38.783	52.513	3'25.440CP	192,6	14:32'59.806

19° 9 E. ERCOLANI [1'47.860]							
Lap	Seg.1	Seg.2	Seg.3	Seg.4	Lap Time	km/h	Local Time
1		30.471	28.188	28.848			
2	28.254	26.521	26.967	26.876	1'48.618	189,6	14:14'42.616
3	27.629	26.283	27.024	26.924	1'47.860	201,5	14:16'30.476
4	32.095	26.193	27.724	27.532	1'53.544C	191,0	14:18'24.020
5	28.103	26.217	26.952	27.697	1'48.969	192,3	14:20'12.989
6	28.186	26.584	27.182	27.015	1'48.967	186,4	14:22'01.956
7	27.657	26.174	27.392	28.332	1'49.555	193,3	14:23'51.511
8	32.590	26.845	27.982	40.588	2'08.005CP	186,7	14:25'59.516
9	2'02.778	29.234	29.821	27.978	3'29.811P		14:29'29.327
10	27.748	26.409	28.152	27.733	1'50.042	192,6	14:31'19.369
11	27.846	27.066	27.409	2'33.169	3'55.490CP	198,2	14:35'14.859
12	7'18.172	28.442	27.624	27.257	8'41.495CP		14:43'56.354
13	28.340	26.801	26.832	26.708	1'48.681	198,9	14:45'45.035

20° 17 R. BIJMAN [1'47.930]							
Lap	Seg.1	Seg.2	Seg.3	Seg.4	Lap Time	km/h	Local Time
1		30.661	28.487	29.008			
2	27.999	26.591	26.978	27.010	1'48.578	194,7	14:14'44.095
3	32.764	27.771	27.138	38.077	2'05.750P	193,0	14:16'49.845
4	5'46.549	26.922	27.165	42.998	7'23.634CP		14:24'13.479
5	3'49.827	32.153	28.574	28.201	5'18.755P		14:29'32.234
6	27.773	26.266	27.112	26.808	1'47.959	192,3	14:31'20.193
7	28.061	26.503	27.536	2'32.014	3'54.114CP	196,1	14:35'14.307
8	7'19.484	28.432	27.192	27.609	8'42.717P		14:43'57.024
9	27.855	26.555	26.666	26.854	1'47.930	197,1	14:45'44.954

21° 99 H. MAIER [1'47.995]							
Lap	Seg.1	Seg.2	Seg.3	Seg.4	Lap Time	km/h	Local Time
1		36.539	33.491	27.028			
2	27.862	26.467	27.422	31.445	1'53.196	196,8	14:16'34.745
3	28.261	26.421	27.187	28.208	1'50.077	194,7	14:18'24.822
4	28.295	26.474	26.469	27.291	1'48.529	196,4	14:20'13.351
5	28.112	26.863	27.073	29.447	1'51.495	195,7	14:22'04.846
6	28.079	27.932	28.785	44.468	2'09.264P	196,4	14:24'14.110
7	3'48.286	31.033	32.643	27.225	5'19.187P		14:29'33.297
8	27.777	26.682	26.744	26.792	1'47.995	197,1	14:31'21.292
9	27.693	26.128	27.589	1'51.620	3'13.030CP	196,1	14:34'34.322
10	7'57.857	27.443	27.347	28.283	9'20.930P		14:43'55.252
11	28.288	26.509	26.623	26.887	1'48.307	195,0	14:45'43.559

22° 31 E. BARTOLINI [1'48.020]							
Lap	Seg.1	Seg.2	Seg.3	Seg.4	Lap Time	km/h	Local Time
1		31.389	28.941	28.964			
2	27.699	26.281	27.079	26.961	1'48.020	199,3	14:14'43.082
3	27.363	26.348	27.177	27.346	1'48.234	203,0	14:16'31.316
4	28.503	26.994	27.801	27.372	1'50.670	202,6	14:18'21.986
5	27.658	27.674	27.655	28.253	1'51.240	197,8	14:20'13.226
6	28.224	26.477	27.399	27.181	1'49.281	189,3	14:22'02.507
7	27.778	26.265	27.309	41.617	2'02.969P	199,6	14:24'05.476
8	3'56.662	30.390	29.453	28.759	5'25.264P		14:29'30.740
9	27.629	26.337	27.357	27.777	1'49.100	198,6	14:31'19.840
10	27.844	26.510	27.167	2'31.448	3'52.969CP	204,5	14:35'12.809
11	7'19.733	28.019	27.469	27.693	8'42.914P		14:43'55.723
12	28.237	26.335	26.790	26.714	1'48.076	203,3	14:45'43.799

23° 66 P. TONN [1'48.255]							
Lap	Seg.1	Seg.2	Seg.3	Seg.4	Lap Time	km/h	Local Time
1		32.294	28.213	28.535			
2	27.699	26.623	27.121	27.045	1'48.488	198,9	14:14'43.017
3	27.667	26.594	26.785	27.209	1'48.255	197,5	14:16'31.272
4	27.924	29.528	27.267	29.007	1'53.726	197,1	14:18'24.998
5	27.794	26.411	26.605	27.624	1'48.434	201,8	14:20'13.432
6	28.309	26.909	27.071	27.009	1'49.298	193,0	14:22'02.730
7	33.407	26.784	26.826	39.633	2'06.650CP	203,3	14:24'09.380
8	3'53.576	29.856	28.887	29.580	5'21.899P		14:29'31.279
9	28.394	26.532	27.024	26.982	1'48.932	195,7	14:31'20.211
10	27.761	26.605	27.433	3'31.766	4'53.565CP	197,8	14:36'13.776
11	6'18.628	28.086	27.517	27.807	7'42.038P		14:43'55.814
12	28.208	26.597	27.038	27.319	1'49.162	200,7	14:45'44.976

24° 8 B. IERACI [1'48.292]							
Lap	Seg.1	Seg.2	Seg.3	Seg.4	Lap Time	km/h	Local Time
1		28.463	31.247	29.448			
2	27.983	26.425	27.204	26.680	1'48.292	195,7	14:14'42.050
3	27.385	26.292	26.782	9'06.676	10'27.135	198,2	14:25'09.185
4	33.386	30.343	28.717	40.220	2'12.666CP	172,1	14:27'21.851
5	2'31.660	31.929	27.171	27.112	3'57.872P		14:31'19.723
6	27.987	26.813	27.692	1'49.438	3'11.930CP	200,7	14:34'31.653
7	8'01.142	28.054	27.719	28.613	9'25.528P		14:43'57.181
8	28.051	26.944	27.029	27.364	1'49.388	203,3	14:45'46.569

25° 85 K. SABATUCCI [1'48.407]							
Lap	Seg.1	Seg.2	Seg.3	Seg.4	Lap Time	km/h	Local Time
1		27.819	28.154	28.100			
2	28.265	27.099	27.781	28.019	1'51.164	187,7	14:13'53.338
3	33.999	28.066	28.112	28.147	1'58.324C	189,0	14:15'51.662
4	28.626	27.063	27.724	28.031	1'51.444	188,0	14:17'43.106
5	28.264	26.854	27.667	27.945	1'50.730	186,4	14:19'33.836
6	28.283	26.912	27.802	41.696	2'04.693CP	185,5	14:21'38.529
7	2'55.513	27.555	28.364	27.966	4'19.398P		14:25'57.927
8	28.157	26.850	27.630	27.772	1'50.409	189,0	14:27'48.336
9	28.114	26.746	27.479	27.518	1'49.857	186,4	14:29'38.193
10	27.959	26.716	27.429	27.652	1'49.756	190,0	14:31'27.949
11	28.028	26.605	27.232	1'48.606	3'10.471CP	186,7	14:34'38.420
12	7'55.856	28.550	27.887	28.144	9'20.437P		14:43'58.857
13	27.714	26.553	26.984	27.156	1'48.407	194,0	14:45'47.264

26° 25 M. MARTELLA [1'48.511]							
Lap	Seg.1	Seg.2	Seg.3	Seg.4	Lap Time	km/h	Local Time
1		35.781	37.195	33.980			
2	31.679	27.212	27.204	27.621	1'53.716C	191,6	14:14'50.293
3	31.938	27.460	28.335	41.451	2'09.184CP	189,3	14:16'59.477
4	6'11.093	29.972	31.530	41.348	7'53.943P		14:24'53.420
5	5'32.664	27.289	30.313	27.915	6'58.181CP		14:31'51.601
6	28.540	26.767	37.838	1'10.980	2'44.125CP	184,8	14:34'35.726
7	7'59.605	28.215	27.945	27.994	9'23.759P		14:43'59.485
8	27.736	26.786	26.844	27.145	1'48.511	198,9	14:45'47.996

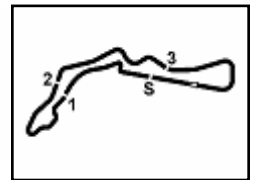
27° 27 C. CLARK [1'48.540]							
Lap	Seg.1	Seg.2	Seg.3	Seg.4	Lap Time	km/h	Local Time
1		27.547	27.647	27.163			
2	28.366	27.007	27.255	27.301	1'49.929	196,1	14:13'45.678
3	28.353	26.489	27.305	27.252	1'49.399	189,6	14:15'35.077
4	28.001	26.320	26.953	27.266	1'48.540	188,0	14:17'23.617
5	28.079	26.931	27.672	38.156	2'00.838P	187,7	14:19'24.455
6	1'10.945	26.784	27.590	27.508	2'32.827P		14:21'57.282

19/07/2024 P = Pits In/Dut - C = Lap Time Cancelled

These data/results cannot be reproduced, stored and/or transmitted in whole or in part by any manner of electronic, mechanical, photocopying, recording, broadcasting or otherwise now known or herein after developed without the previous express consent by the copyright owner, except for reproduction in daily press and regular printed publications on sale to the public within 60 days of the event related to those data/results and always provided that copyright symbol appears together as follows below.

© DORNA WSBK ORGANIZATION Srl 2024





Autodrom Most 4.212 m

Czech Round, 19-21 July 2024
Chronological Analysis Tissot Superpole

4 / 4

7	31.698	26.593	27.344	28.358	1'53.993C	184,8	14:23'51.275	3	30.549	27.216	27.624	27.237	1'52.626C	192,0	14:15'38.922
8	31.855	26.840	27.048	27.356	1'53.099C	185,5	14:25'44.374	4	28.277	26.733	27.144	27.351	1'49.505	192,0	14:17'28.427
9	30.701	26.700	26.807	27.119	1'51.327C	187,7	14:27'35.701	5	28.144	26.776	27.622	27.552	1'50.094	191,0	14:19'18.521
10	28.136	28.302	29.004	27.937	1'53.379	190,3	14:29'29.080	6	31.770	39.635	28.381	43.672	2'23.458CP	190,0	14:21'41.979
11	28.363	26.566	27.512	27.234	1'49.675	183,9	14:31'18.755	7	1'13.377	27.368	27.259	27.512	2'35.516P		14:24'17.495
12	28.419	26.836	27.516	2'52.574	4'15.345CP	188,3	14:35'34.100	8	28.152	26.773	27.037	27.481	1'49.443	189,6	14:26'06.938
13	6'59.135	28.039	27.748	27.117	8'22.039P		14:43'56.139	9	28.144	29.292	27.846	27.334	1'52.616	190,3	14:27'59.554
14	28.177	26.871	27.075	26.986	1'49.109	201,8	14:45'45.248	10	28.342	27.148	27.167	27.507	1'50.164	189,3	14:29'49.718

11	28.295	26.746	28.373	27.509	1'50.923C	189,0	14:31'40.641	12	28.004	26.711	27.294	1'40.963	3'02.972CP	189,3	14:34'43.613
13	7'50.519	28.161	27.405	27.046	9'13.131P		14:43'56.744	14	28.261	26.769	27.015	26.915	1'48.960	201,5	14:45'45.704

28° 41 R. TRAGNI [1'48.726]

Lap	Seg1	Seg2	Seg3	Seg4	Lap Time	km/h	Local Time
1		27.570	27.634	27.191			
2	28.194	27.123	27.345	27.381	1'50.043	193,7	14:13'45.693
3	31.022	27.079	27.754	42.042	2'07.897CP	189,6	14:15'53.590
4	2'52.119	26.981	27.914	27.989	4'15.003P		14:20'08.593
5	28.699	27.315	28.212	27.771	1'51.997	184,5	14:22'00.590
6	31.842	28.131	27.512	27.689	1'55.174C	187,7	14:23'55.764
7	28.131	26.880	27.946	27.152	1'50.109	188,3	14:25'45.873
8	27.816	26.645	27.415	26.944	1'48.820	194,0	14:27'34.693
9	28.966	28.608	28.670	28.954	1'55.198	193,7	14:29'29.891
10	27.875	26.654	27.379	27.287	1'49.195	194,3	14:31'19.086
11	27.807	26.236	27.682	2'59.059	4'20.784CP	195,0	14:35'39.870
12	6'51.109	28.439	27.833	27.800	8'15.181P		14:43'55.051
13	27.983	26.784	27.177	26.782	1'48.726	193,7	14:45'43.777

32° 29 G. ZANNINI [1'49.011]

Lap	Seg1	Seg2	Seg3	Seg4	Lap Time	km/h	Local Time
1		29.190	30.027	28.569			
2	28.386	26.757	27.452	27.003	1'49.598	187,1	14:14'42.265
3	28.153	27.202	27.275	26.805	1'49.435	202,2	14:16'31.700
4	28.209	27.013	27.740	26.949	1'49.911	201,8	14:18'21.611
5	27.779	44.493	31.065	40.504	2'23.841P	194,7	14:20'45.452
6	3'31.541	31.555	28.249	27.714	4'59.059P		14:25'44.511
7	28.508	26.740	27.321	27.336	1'49.905	188,3	14:27'34.416
8	29.041	28.493	28.776	28.133	1'54.443	188,7	14:29'28.859
9	28.173	26.392	27.161	27.285	1'49.011	185,2	14:31'17.870
10	28.078	26.719	28.224	2'31.880	3'54.901CP	186,7	14:35'12.771
11	7'18.739	27.657	27.375	27.704	8'41.475P		14:43'54.246
12	28.135	26.787	27.622	27.236	1'49.780	191,3	14:45'44.026

29° 23 S. DI SORA [1'48.823]

Lap	Seg1	Seg2	Seg3	Seg4	Lap Time	km/h	Local Time
1		32.338	28.058	28.767			
2	28.296	26.744	26.887	27.211	1'49.138	197,8	14:14'44.204
3	29.317	26.790	26.658	27.175	1'49.940C	200,0	14:16'34.144
4	27.706	26.719	27.709	27.941	1'50.075	200,0	14:18'24.219
5	28.105	26.559	26.627	27.694	1'48.985	196,4	14:20'13.204
6	30.665	26.763	27.941	27.141	1'52.510C	190,0	14:22'05.714
7	27.667	26.842	27.428	43.689	2'05.626P	195,4	14:24'11.340
8	3'38.026	27.331	27.760	27.352	5'00.469P		14:29'11.809
9	28.223	26.362	27.008	27.230	1'48.823	187,7	14:31'00.632
10	27.829	26.447	27.465	28.382	1'50.123C	192,3	14:32'50.755
11	30.288	28.010	32.723	45.110	2'16.131CP	166,6	14:35'06.886
12	7'25.371	27.557	27.844	27.641	8'48.413P		14:43'55.299
13	28.556	26.436	26.956	27.011	1'48.959	197,1	14:45'44.258

33° 14 K. QUINTAL [1'49.143]

Lap	Seg1	Seg2	Seg3	Seg4	Lap Time	km/h	Local Time
1		33.875	29.226	42.709			
2	46.092	27.177	27.509	27.946	2'08.724P		14:14'50.547
3	28.174	27.038	27.216	27.804	1'50.232	194,7	14:16'40.779
4	28.157	26.912	27.435	27.799	1'50.303	188,7	14:18'31.082
5	28.136	27.126	27.581	27.808	1'50.651	188,7	14:20'21.733
6	30.182	28.045	28.169	41.199	2'07.595CP	187,7	14:22'29.328
7	1'52.658	28.768	27.243	27.368	3'16.037P		14:25'45.365
8	27.941	27.049	27.491	27.381	1'49.862	193,3	14:27'35.227
9	28.579	28.933	29.363	28.684	1'55.559C	191,3	14:29'30.786
10	28.242	27.055	27.642	27.311	1'50.250	197,1	14:31'21.036
11	27.980	26.970	28.011	2'14.879	3'37.840CP	193,3	14:34'58.876
12	7'36.046	28.404	27.948	28.109	9'00.507P		14:43'59.383
13	28.076	26.943	26.977	27.147	1'49.143	196,8	14:45'48.526

30° 11 F. NOVOTNY [1'48.883]

Lap	Seg1	Seg2	Seg3	Seg4	Lap Time	km/h	Local Time
1		27.197	26.890	27.135			
2	28.601	26.420	26.640	27.231	1'48.892	190,6	14:13'46.249
3	27.934	27.473	26.813	27.249	1'49.469	193,3	14:15'35.718
4	27.943	26.865	27.136	27.329	1'49.273	189,3	14:17'24.991
5	28.135	26.607	26.832	27.309	1'48.883	187,1	14:19'13.874
6	28.458	27.773	27.461	39.232	2'02.924CP	185,2	14:21'16.798
7	1'00.386	27.542	27.613	28.208	2'23.749P		14:23'40.547
8	28.266	26.826	27.086	27.730	1'49.908	185,8	14:25'30.455
9	36.275	27.372	27.379	27.530	1'58.556C	182,1	14:27'29.011
10	32.553	32.627	28.137	28.150	2'01.467C	180,9	14:29'30.478
11	29.823	27.215	27.454	26.756	1'51.248	190,3	14:31'21.726
12	27.881	26.867	26.858	2'26.432	3'48.038CP	196,4	14:35'09.764
13	7'24.431	28.329	27.310	27.224	8'47.294P		14:43'57.058
14	28.542	26.789	26.915	27.149	1'49.395	197,1	14:45'46.453

34° 71 I. BOLANO HERNANDEZ [1'49.668]

Lap	Seg1	Seg2	Seg3	Seg4	Lap Time	km/h	Local Time
1		29.262	28.948	29.301			
2	28.392	27.259	27.986	27.605	1'51.242	185,8	14:15'19.783
3	28.102	26.974	27.564	27.721	1'50.361C	189,0	14:17'10.144
4	28.219	26.589	27.272	27.588	1'49.668	186,4	14:18'59.812
5	28.153	26.891	27.575	41.557	2'04.176CP	186,7	14:21'03.988
6	3'16.267	28.781	28.007	27.855	4'40.910CP		14:25'44.898
7	28.176	27.024	27.329	28.166	1'50.695	194,7	14:27'35.593
8	29.037	30.696	29.285	27.930	1'56.948	184,5	14:29'32.541
9	27.746	27.011				197,5	

31° 86 D. TURECEK [1'48.960]

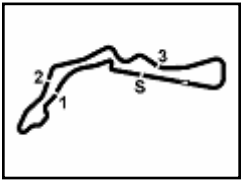
Lap	Seg1	Seg2	Seg3	Seg4	Lap Time	km/h	Local Time
1		27.456	27.549	27.478			
2	30.215	26.789	26.978	27.311	1'51.293C	189,3	14:13'46.296

19/07/2024 P = Pits In/Dut - C = Lap Time Cancelled

These data/results cannot be reproduced, stored and/or transmitted in whole or in part by any manner of electronic, mechanical, photocopying, recording, broadcasting or otherwise now known or herein after developed without the previous express consent by the copyright owner, except for reproduction in daily press and regular printed publications on sale to the public within 60 days of the event related to those data/results and always provided that copyright symbol appears together as follows below.

© DORNA WSBK ORGANIZATION Srl 2024



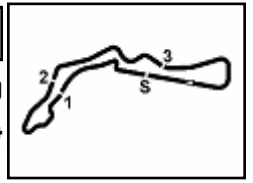


Czech Round, 19–21 July 2024
Best Laps & Speeds

No.	Rider	Nat	Best Lap		FP		SP												
			LL	SPD	LL	SPD	LL	SPD											
1	58 I. IGLESIAS BRAVO Kawasaki Ninja 400	ESP	1'45.589 23 202,2		1'45.589 12 195,7		1'46.531 11 202,2												
2	50 C. THOMPSON Kawasaki Ninja 400	AUS	1'46.080 23 196,4		1'46.080 12 196,4		1'46.323 11 193,0												
3	7 L. VENEMAN Kawasaki Ninja 400	NED	1'46.137 24 204,9		1'46.952 12 200,0		1'46.137 12 204,9												
4	43 M. GAGGI Yamaha YZF-R3	ITA	1'46.335 15 201,5		1'46.671 9 199,6		1'46.335 6 201,5												
5	26 M. GENNAI Kawasaki Ninja 400	ITA	1'46.366 21 201,5		1'46.593 9 201,5		1'46.366 12 199,3												
6	47 F. SEABRIGHT Kawasaki Ninja 400	GBR	1'46.513 24 202,6		1'46.954 11 201,5		1'46.513 13 202,6												
7	57 A. MAHENDRA Yamaha YZF-R3	INA	1'46.533 20 204,1		1'46.533 12 196,8		1'46.983 8 204,1												
8	77 J. OSUNA SAEZ Kawasaki Ninja 400	ESP	1'46.671 22 196,8		1'46.677 10 193,7		1'46.671 12 196,8												
9	56 G. PRATAMA Yamaha YZF-R3	INA	1'46.688 17 201,5		1'46.920 10 199,6		1'46.688 7 201,5												
10	22 M. GARCIA Kove 321 RR-S	ESP	1'46.700 18 201,1		1'46.700 9 197,8		1'46.822 9 201,1												
11	1 J. BUIJS KTM RC 390 R	NED	1'46.865 19 202,6		1'46.961 10 199,6		1'46.865 9 202,6												
12	91 M. VANNUCCI Yamaha YZF-R3	ITA	1'46.908 22 201,1		1'46.944 11 201,1		1'46.908 11 193,7												
13	48 J. GARCIA GONZALEZ Kove 321 RR-S	ESP	1'47.032 19 205,6		1'48.232 10 201,1		1'47.032 9 205,6												
14	80 G. MANSO Yamaha YZF-R3	BRA	1'47.077 23 196,8		1'48.955 11 193,3		1'47.077 12 196,8												
15	55 U. CALATAYUD Yamaha YZF-R3	ESP	1'47.181 25 203,7		1'47.181 12 198,2		1'47.352 13 203,7												
16	99 H. MAIER Yamaha YZF-R3	BRA	1'47.182 23 197,1		1'47.182 13 193,7		1'47.995 10 197,1												
17	38 D. SALVADOR Yamaha YZF-R3	ESP	1'47.197 19 196,8		1'47.197 13 192,3		1'47.320 6 196,8												
18	69 O. SVENDSEN KTM RC 390 R	DEN	1'47.250 23 204,1		1'47.250 12 202,2		1'47.329 11 204,1												
19	8 B. IERACI Kawasaki Ninja 400	ITA	1'47.354 19 203,3		1'47.354 12 201,5		1'48.292 7 203,3												
20	62 K. FONTAINHA Yamaha YZF-R3	BRA	1'47.642 18 196,8		1'48.232 11 192,3		1'47.642 7 196,8												
21	66 P. TONN KTM RC 390 R	GER	1'47.732 22 203,3		1'47.732 11 200,0		1'48.255 11 203,3												
22	31 E. BARTOLINI Yamaha YZF-R3	ITA	1'47.840 23 204,5		1'47.840 12 198,2		1'48.020 11 204,5												
23	9 E. ERCOLANI Yamaha YZF-R3	ITA	1'47.860 23 201,5		1'48.258 11 191,0		1'47.860 12 201,5												
24	17 R. BIJMAN Kawasaki Ninja 400	NED	1'47.930 19 197,1		1'48.354 11 195,4		1'47.930 8 197,1												
25	23 S. DI SORA Yamaha YZF-R3	FRA	1'47.999 23 200,4		1'47.999 11 200,4		1'48.823 12 200,0												

19/07/2024
These data/results cannot be reproduced, stored and/or transmitted in whole or in part by any manner of electronic, mechanical, photocopying, recording, broadcasting or otherwise now known or herein after developed without the previous express consent by the copyright owner, except for reproduction in daily press and regular printed publications on sale to the public within 60 days of the event related to those data/results and always provided that copyright symbol appears together as follows below.
© DORNA WSBK ORGANIZATION Srl 2024





Czech Round, 19–21 July 2024
Best Laps & Speeds

No.	Rider Bike	Nat	Best Lap		FP		SP									
			LL	SPD	LL	SPD	LL	SPD								
26	85 K. SABATUCCI Kawasaki Ninja 400	ITA	1'48.407 26	196,4	1'48.771 14	196,4	1'48.407 12	194,0								
27	11 F. NOVOTNY Kawasaki Ninja 400	CZE	1'48.414 26	199,3	1'48.414 13	199,3	1'48.883 13	197,1								
28	41 R. TRAGNI Yamaha YZF-R3	ITA	1'48.435 23	195,0	1'48.435 11	194,3	1'48.726 12	195,0								
29	25 M. MARTELLA Kawasaki Ninja 400	ITA	1'48.511 18	198,9	1'48.801 11	196,1	1'48.511 7	198,9								
30	27 C. CLARK Kawasaki Ninja 400	USA	1'48.540 24	201,8	1'48.739 11	195,0	1'48.540 13	201,8								
31	86 D. TURECEK Kawasaki Ninja 400	CZE	1'48.960 21	201,5	1'49.957 8	191,3	1'48.960 13	201,5								
32	29 G. ZANNINI Kawasaki Ninja 400	ITA	1'49.011 23	202,2	1'49.298 12	197,8	1'49.011 11	202,2								
33	14 K. QUINTAL Kawasaki Ninja 400	IND	1'49.143 23	197,1	1'49.565 11	193,3	1'49.143 12	197,1								
34	71 I. BOLANO HERNANDEZ Kawasaki Ninja 400	ESP	1'49.668 16	197,5	1'52.208 9	190,0	1'49.668 7	197,5								

19/07/2024

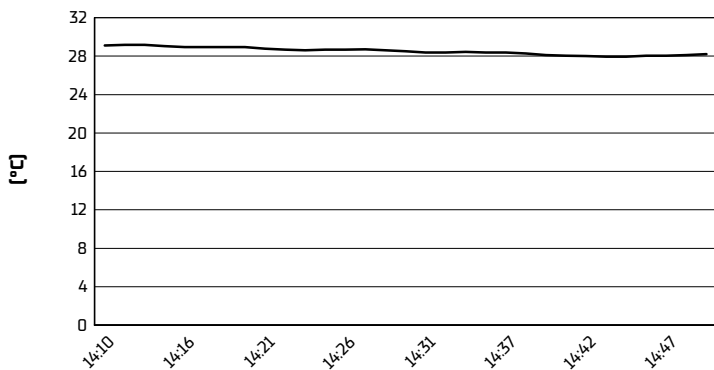
These data/results cannot be reproduced, stored and/or transmitted in whole or in part by any manner of electronic, mechanical, photocopying, recording, broadcasting or otherwise now known or herein after developed without the previous express consent by the copyright owner, except for reproduction in daily press and regular printed publications on sale to the public within 60 days of the event related to those data/results and always provided that copyright symbol appears together as follows below.

© DORNA WSBK ORGANIZATION Srl 2024

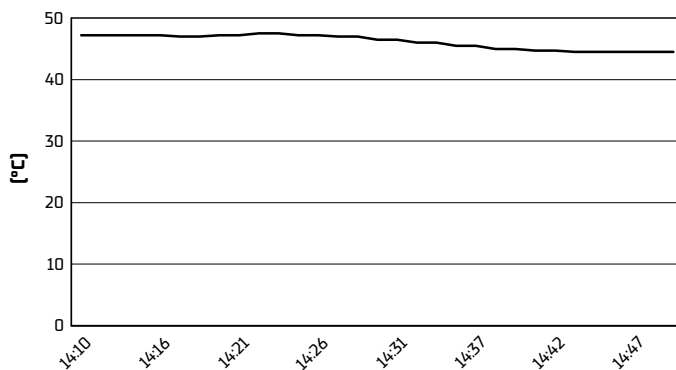
Czech Round, 19-21 July 2024
Weather Report Tissot Superpole

Session started 14:10 - Session ended 14:51

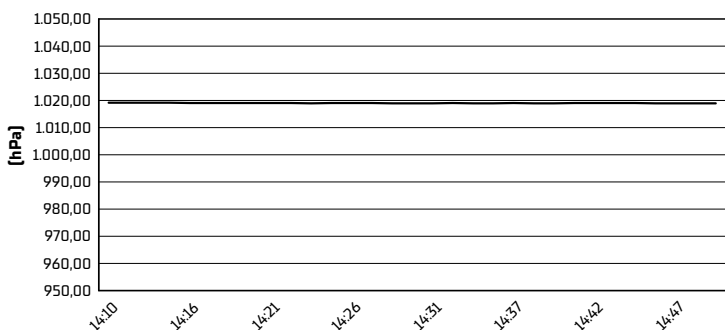
Air Temperature



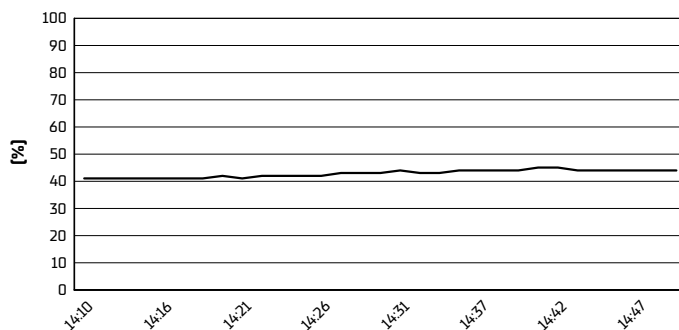
Track Temperature



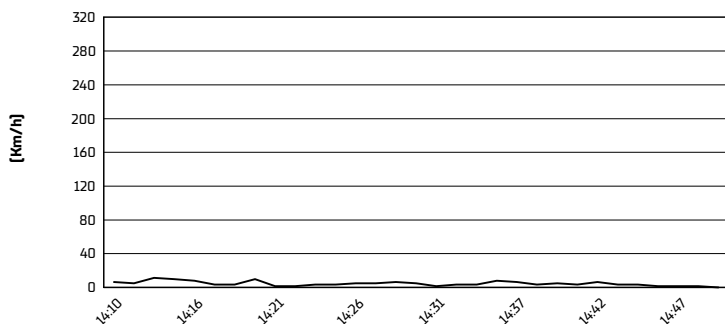
Air Pressure



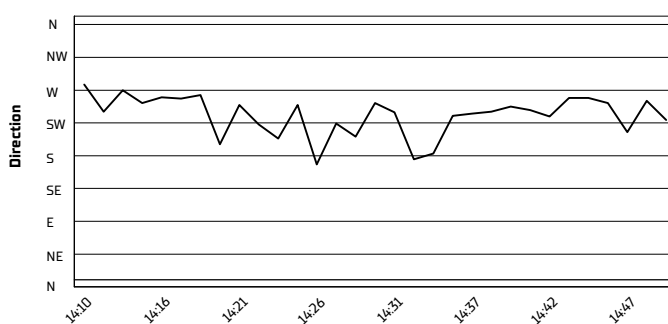
Humidity



Wind Speed



Wind Direction



19/07/2024

These data/results cannot be reproduced, stored and/or transmitted in whole or in part by any manner of electronic, mechanical, photocopying, recording, broadcasting or otherwise now known or herein after developed without the previous express consent by the copyright owner, except for reproduction in daily press and regular printed publications on sale to the public within 60 days of the event related to those data/results and always provided that copyright symbol appears together as follows below.

© DORNA WSBK ORGANIZATION Srl 2024

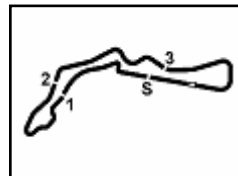
Czech Round, 19–21 July 2024
Tissot Superpole Award

	Points	Points From First	Points From Previous	March 24 BARCELONA	April 21 ASSEN	June 16 MISANO	July 21 MOST	August 11 PORTIMAO	September 8 MAGNY-COURS	September 29 ARAGON	October 20 JEREZ									
1 MOGEDA Daniel (ESP)	21			9		12														
2 VENEMAN Loris (NED)	18	3			6		12													
3 MAHENDRA Aldi Satya (INA)	18	3	0		9	9														
4 SEABRIGHT Fenton (GBR)	17	4	1		12		5													
5 GARCIA GONZALEZ Julio (ESP)	12	9	5	12																
6 SVOBODA Petr (CZE)	12	9	0	3	7	2														
7 PRATAMA Galang Hendra (INA)	12	9	0		5	5	2													
8 IGLESIAS BRAVO Inigo (ESP)	10	11	2			6	4													
9 THOMPSON Carter (AUS)	9	12	1				9													
10 GARCIA Marc (ESP)	9	12	0		1	7	1													
11 DI SORA Samuel (FRA)	8	13	1	4	4															
12 GAGGI Marco (ITA)	7	14	1				7													
13 VANNUCCI Matteo (ITA)	7	14	0	7																
14 GENNAI Mirko (ITA)	7	14	0	1			6													
15 SABATUCCI Kevin (ITA)	6	15	1	6																
16 IERACI Bruno (ITA)	5	16	1	5																
17 CALATAYUD Unai (ESP)	5	16	0	2	3															
18 SALVADOR David (ESP)	4	17	1			4														
19 OSUNA SAEZ Jose Manuel (ESP)	3	18	1				3													
20 BARTOLINI Elia (ITA)	3	18	0			3														
21 TRAGNI Raffaele (ITA)	2	19	1		2															
22 BUIS Jeffrey (NED)	1	20	1			1														

19/07/2024 Odd points columns: Tissot Superpole Even points columns: Tissot Superpole Race

These data/results cannot be reproduced, stored and/or transmitted in whole or in part by any manner of electronic, mechanical, photocopying, recording, broadcasting or otherwise now known or herein after developed without the previous express consent by the copyright owner, except for reproduction in daily press and regular printed publications on sale to the public within 60 days of the event related to those data/results and always provided that copyright symbol appears together as follows below.

© DORNA WSBK ORGANIZATION Srl 2024



Autodrom Most 4.212 m

Czech Round, 19–21 July 2024

Provisional Starting Grid - Race 1 (12 Laps x 4,212 km = 50,544 km)

1	1	7 VENEMAN L. Kawasaki 1'46.137	2	50 THOMPSON C. Kawasaki 1'46.323	3	43 GAGGI M. Yamaha 1'46.335
2	4	26 GENNAI M. Kawasaki 1'46.366	5	47 SEABRIGHT F. Kawasaki 1'46.513	6	58 IGLESIAS BRAVO I Kawasaki 1'46.531
3	7	77 OSUNA SAEZ J. Kawasaki 1'46.671	8	56 PRATAMA G. Yamaha 1'46.688	9	22 GARCIA M. Kove 1'46.822
4	10	1 BUIS J. KTM 1'46.865	11	91 VANNUCCI M. Yamaha 1'46.908	12	57 MAHENDRA A. Yamaha 1'46.983
5	13	48 GARCIA GONZALEZ Kove 1'47.032	14	80 MANSO G. Yamaha 1'47.077	15	38 SALVADOR D. Yamaha 1'47.320
6	16	69 SVENDSEN O. KTM 1'47.329	17	55 CALATAYUD U. Yamaha 1'47.352	18	62 FONTAINHA K. Yamaha 1'47.642
7	19	9 ERCOLANI E. Yamaha 1'47.860	20	17 BIJMAN R. Kawasaki 1'47.930	21	99 MAIER H. Yamaha 1'47.995
8	22	31 BARTOLINI E. Yamaha 1'48.020	23	66 TONN P. KTM 1'48.255	24	8 IERACI B. Kawasaki 1'48.292
9	25	85 SABATUCCI K. Kawasaki 1'48.407	26	25 MARTELLA M. Kawasaki 1'48.511	27	27 CLARK C. Kawasaki 1'48.540
10	28	41 TRAGNI R. Yamaha 1'48.726	29	23 DI SORA S. Yamaha 1'48.823	30	11 NOVOTNY F. Kawasaki 1'48.883
11	31	86 TURECEK D. Kawasaki 1'48.960	32	29 ZANNINI G. Kawasaki 1'49.011	33	14 QUINTAL K. Kawasaki 1'49.143
12	34	71 BOLANO HERNANDEZ Kawasaki 1'49.668				

19/07/2024 The Race Director

These data/results cannot be reproduced, stored and/or transmitted in whole or in part by any manner of electronic, mechanical, photocopying, recording, broadcasting or otherwise now known or herein after developed without the previous express consent by the copyright owner, except for reproduction in daily press and regular printed publications on sale to the public within 60 days of the event related to those data/results and always provided that copyright symbol appears together as follows below. © DORNA WSBK ORGANIZATION Srl 2024