

Czech Round, 19–21 July 2024
Results Warm Up 2

| No. | Rider | Nat | Team | Bike | Time | Gap | Rel. | Laps | Speed | |
|-----|------------------------------|-----|---------------------------------------|--------------------|-----------------|-------|-------|------|---------|--------------|
| | | | | | | | | | Avg | Max |
| 1 | 58 I. IGLESIAS BRAVO | ESP | Fusport-RT Motorsport by SKM-Kawasaki | Kawasaki Ninja 400 | 1'45.961 | | | 4 | 143,102 | 198,2 |
| 2 | 1 J. BUJIS | NED | Freudenberg KTM-PALIGO Racing | KTM RC 390 R | 1'46.098 | 0.137 | 0.137 | 4 | 142,917 | 197,5 |
| 3 | 50 C. THOMPSON | AUS | Fusport-RT Motorsport by SKM-Kawasaki | Kawasaki Ninja 400 | 1'46.108 | 0.147 | 0.010 | 4 | 142,903 | 195,7 |
| 4 | 57 A. MAHENDRA | INA | Team BrCorse | Yamaha YZF-R3 | 1'46.229 | 0.268 | 0.121 | 5 | 142,741 | 194,3 |
| 5 | 56 G. PRATAMA | INA | ProGP NitiRacing | Yamaha YZF-R3 | 1'46.239 | 0.278 | 0.010 | 5 | 142,727 | 201,1 |
| 6 | 91 M. VANNUCCI | ITA | Pata Yamaha AG Motorsport Italia | Yamaha YZF-R3 | 1'46.369 | 0.408 | 0.130 | 5 | 142,553 | 192,6 |
| 7 | 38 D. SALVADOR | ESP | MS Racing | Yamaha YZF-R3 | 1'46.524 | 0.563 | 0.155 | 5 | 142,345 | 195,4 |
| 8 | 7 L. VENEMAN | NED | MTM Kawasaki | Kawasaki Ninja 400 | 1'46.626 | 0.665 | 0.102 | 4 | 142,209 | 197,5 |
| 9 | 26 M. GENNAI | ITA | MTM Kawasaki | Kawasaki Ninja 400 | 1'46.627 | 0.666 | 0.001 | 4 | 142,208 | 197,1 |
| 10 | 8 B. IERACI | ITA | Team ProDina Kawasaki | Kawasaki Ninja 400 | 1'46.639 | 0.678 | 0.012 | 4 | 142,192 | 197,1 |
| 11 | 77 J. OSUNA SAEZ | ESP | DEZA-BOX 77 Racing Team | Kawasaki Ninja 400 | 1'46.747 | 0.786 | 0.108 | 4 | 142,048 | 197,1 |
| 12 | 31 E. BARTOLINI | ITA | Yamaha Motoxrcing WorldSSP300 Team | Yamaha YZF-R3 | 1'46.782 | 0.821 | 0.035 | 4 | 142,001 | 196,8 |
| 13 | 55 U. CALATAYUD | ESP | ARCO SASH MotoR University Team | Yamaha YZF-R3 | 1'46.796 | 0.835 | 0.014 | 5 | 141,983 | 197,8 |
| 14 | 69 O. SVENDSEN | DEN | Freudenberg KTM-PALIGO Racing | KTM RC 390 R | 1'46.900 | 0.939 | 0.104 | 4 | 141,845 | 197,1 |
| 15 | 17 R. BIJMAN | NED | Team Flembbo-PL Performances | Kawasaki Ninja 400 | 1'46.932 | 0.971 | 0.032 | 5 | 141,802 | 190,3 |
| 16 | 43 M. GAGGI | ITA | Team BrCorse | Yamaha YZF-R3 | 1'47.016 | 1.055 | 0.084 | 5 | 141,691 | 192,3 |
| 17 | 9 E. ERCOLANI | ITA | Yamaha Motoxrcing WorldSSP300 Team | Yamaha YZF-R3 | 1'47.102 | 1.141 | 0.086 | 4 | 141,577 | 191,3 |
| 18 | 22 M. GARCIA | ESP | KOVE Racing Team | Kove 321 RR-S | 1'47.329 | 1.368 | 0.227 | 5 | 141,278 | 193,3 |
| 19 | 66 P. TONN | GER | Freudenberg KTM-PALIGO Racing | KTM RC 390 R | 1'47.382 | 1.421 | 0.053 | 5 | 141,208 | 196,4 |
| 20 | 48 J. GARCIA GONZALEZ | ESP | KOVE Racing Team | Kove 321 RR-S | 1'47.598 | 1.637 | 0.216 | 5 | 140,925 | 201,1 |
| 21 | 62 K. FONTAINHA | BRA | Yamaha AD78 FIM LA by MS Racing | Yamaha YZF-R3 | 1'47.660 | 1.699 | 0.062 | 4 | 140,843 | 193,7 |
| 22 | 99 H. MAIER | BRA | MS Racing | Yamaha YZF-R3 | 1'47.820 | 1.859 | 0.160 | 5 | 140,634 | 199,3 |
| 23 | 47 F. SEABRIGHT | GBR | Kawasaki GP Project | Kawasaki Ninja 400 | 1'47.990 | 2.029 | 0.170 | 5 | 140,413 | 194,0 |
| 24 | 25 M. MARTELLA | ITA | Kawasaki GP Project | Kawasaki Ninja 400 | 1'47.993 | 2.032 | 0.003 | 5 | 140,409 | 197,5 |
| 25 | 23 S. DI SORA | FRA | ARCO SASH MotoR University Team | Yamaha YZF-R3 | 1'48.075 | 2.114 | 0.082 | 4 | 140,303 | 194,7 |
| 26 | 80 G. MANSO | BRA | Yamaha AD78 FIM LA by MS Racing | Yamaha YZF-R3 | 1'48.121 | 2.160 | 0.046 | 5 | 140,243 | 192,0 |
| 27 | 29 G. ZANNINI | ITA | Team ProDina Kawasaki | Kawasaki Ninja 400 | 1'48.171 | 2.210 | 0.050 | 4 | 140,178 | 196,1 |
| 28 | 85 K. SABATUCCI | ITA | Team Flembbo-PL Performances | Kawasaki Ninja 400 | 1'48.291 | 2.330 | 0.120 | 5 | 140,023 | 194,0 |
| 29 | 11 F. NOVOTNY | CZE | Accolade Smrz Racing BGR | Kawasaki Ninja 400 | 1'48.563 | 2.602 | 0.272 | 4 | 139,672 | 194,0 |
| 30 | 41 R. TRAGNI | ITA | Pata Yamaha AG Motorsport Italia | Yamaha YZF-R3 | 1'48.656 | 2.695 | 0.093 | 4 | 139,552 | 196,1 |
| 31 | 14 K. QUINTAL | IND | Team#109 Retro Traffic Kawasaki | Kawasaki Ninja 400 | 1'48.686 | 2.725 | 0.030 | 5 | 139,514 | 194,3 |
| 32 | 86 D. TURECEK | CZE | Rohac & Fejta Motoracing Team | Kawasaki Ninja 400 | 1'48.939 | 2.978 | 0.253 | 4 | 139,190 | 193,3 |
| 33 | 27 C. CLARK | USA | Accolade Smrz Racing BGR | Kawasaki Ninja 400 | 1'49.013 | 3.052 | 0.074 | 4 | 139,095 | 196,4 |

Qualifying Lap Time (105% of 1'45.961): **1'51.260**

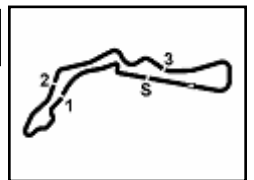
| | | | | |
|-------|------------|-----|-------|------|
| AIR | Humidity: | 54% | Temp: | 25°C |
| TRACK | Condition: | Dry | Temp: | 33°C |

| | | | | | | | |
|---------|-----------|-------|------|------------|----------|---------|------|
| Records | Pole | (SP) | 2024 | L.Veneman | 1'46.137 | 142,860 | Km/h |
| | Race | (RC1) | 2024 | C.Thompson | 1'45.666 | 143,500 | Km/h |
| | All Times | (WUP) | 2022 | V.Steeman | 1'45.332 | 143,960 | Km/h |

Start 21/07/2024 09:20 End 09:32 The results are provisional until the end of the time limit for protests and appeals and the completion of the technical checks.

These data/results cannot be reproduced, stored and/or transmitted in whole or in part by any manner of electronic, mechanical, photocopying, recording, broadcasting or otherwise now known or herein after developed without the previous express consent by the copyright owner, except for reproduction in daily press and regular printed publications on sale to the public within 60 days of the event related to those data/results and always provided that copyright symbol appears together as follows below.

© DORNA WSBK ORGANIZATION Srl 2024



Czech Round, 19–21 July 2024
Results Warm Up 2

Session Highlights

| Local Time | No. Rider | Description |
|------------|------------------------------|---|
| 09.20.00 | | Start of Session |
| 09.20.03 | | WorldSSP300 Pit Intervention Time: 1min 13secs |
| 09.20.46 | 48 J. GARCIA GONZALEZ | #48 Current Lap Time Cancelled - Exceeded Track Limits - Turn 1 |
| 09.22.42 | 85 K. SABATUCCI | #85 Current Lap Time Cancelled - Exceeded Track Limits - Turn 1 |
| 09.22.49 | 50 C. THOMPSON | #50 Current Lap Time Cancelled - Exceeded Track Limits - Turn 1 |
| 09.24.02 | 62 K. FONTAINHA | #62 Lap Time Cancelled [1'48.615] - Exceeded Track Limits - Turn |
| 09.24.33 | 55 U. CALATAYUD | #55 Current Lap Time Cancelled - Exceeded Track Limits - Turn 1 |
| 09.26.23 | 58 I. IGLESIAS BRAVO | #58 Current Lap Time Cancelled - Exceeded Track Limits - Turn 1 |
| 09.26.24 | 57 A. MAHENDRA | #57 Current Lap Time Cancelled - Exceeded Track Limits - Turn 1 |
| 09.26.25 | 56 G. PRATAMA | #56 Current Lap Time Cancelled - Exceeded Track Limits - Turn 1 |
| 09.27.24 | 14 K. QUINTAL | #14 Lap Time Cancelled [1'48.744] - Exceeded Track Limits - Turn 13 |
| 09.27.40 | 14 K. QUINTAL | #14 Lap Time Cancelled [1'48.744] - Exceeded Track Limits - Turn 13 |
| 09.28.13 | 55 U. CALATAYUD | #55 Current Lap Time Cancelled - Exceeded Track Limits - Turn 1 |
| 09.28.18 | 80 G. MANSO | #80 Current Lap Time Cancelled - Exceeded Track Limits - Turn 1 |
| 09.29.26 | 62 K. FONTAINHA | #62 Current Lap Time Cancelled - Exceeded Track Limits - Turn 1 |
| 09.29.27 | 41 R. TRAGNI | #41 Current Lap Time Cancelled - Exceeded Track Limits - Turn 1 |
| 09.29.47 | 91 M. VANNUCCI | #91 Current Lap Time Cancelled - Exceeded Track Limits - Turn 1 |
| 09.30.04 | | RED FLAG |
| 09.30.16 | 55 U. CALATAYUD | #55 Crashed - Finish Line |
| 09.30.17 | 25 M. MARTELLA | #25 Lap Time Cancelled [1'49.590] - Exceeded Track Limits - Turn 17 |
| 09.31.37 | 62 K. FONTAINHA | #62 Lap Time Cancelled [1'48.065] - Exceeded Track Limits - Turn |
| 09.32.30 | | End of Session |

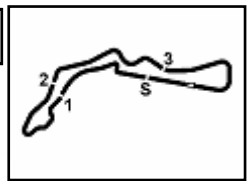
Fastest Laps Sequence

| No. | Rider | Nat | Team | Bike | Local Time | Time | Gap | Avg |
|-----------|-------------------|-----|---------------------------------------|--------------------|--------------|-----------------|--------|---------|
| 7 | L. VENEMAN | NED | MTM Kawasaki | Kawasaki Ninja 400 | 09:23'43.785 | 1'47.140 | | 141,527 |
| 77 | J. OSUNA SAEZ | ESP | DEZA-BOX 77 Racing Team | Kawasaki Ninja 400 | 09:23'43.862 | 1'47.106 | -0.034 | 141,572 |
| 26 | M. GENNAI | ITA | MTM Kawasaki | Kawasaki Ninja 400 | 09:23'45.105 | 1'46.736 | -0.370 | 142,063 |
| 26 | M. GENNAI | ITA | MTM Kawasaki | Kawasaki Ninja 400 | 09:25'31.785 | 1'46.680 | -0.056 | 142,137 |
| 1 | J. BUIS | NED | Freudenberg KTM-PALIGO Racing | KTM RC 390 R | 09:25'34.228 | 1'46.546 | -0.134 | 142,316 |
| 58 | I. IGLESIAS BRAVO | ESP | Fusport-RT Motorsport by SKM-Kawasaki | Kawasaki Ninja 400 | 09:26'10.923 | 1'46.271 | -0.275 | 142,684 |
| 50 | C. THOMPSON | AUS | Fusport-RT Motorsport by SKM-Kawasaki | Kawasaki Ninja 400 | 09:26'14.616 | 1'46.223 | -0.048 | 142,749 |
| 1 | J. BUIS | NED | Freudenberg KTM-PALIGO Racing | KTM RC 390 R | 09:27'20.326 | 1'46.098 | -0.125 | 142,917 |
| 58 | I. IGLESIAS BRAVO | ESP | Fusport-RT Motorsport by SKM-Kawasaki | Kawasaki Ninja 400 | 09:29'51.966 | 1'45.961 | -0.137 | 143,102 |

21/07/2024 Start 09:20 End 09:32 The results are provisional until the end of the time limit for protests and appeals and the completion of the technical checks.

These data/results cannot be reproduced, stored and/or transmitted in whole or in part by any manner of electronic, mechanical, photocopying, recording, broadcasting or otherwise now known or herein after developed without the previous express consent by the copyright owner, except for reproduction in daily press and regular printed publications on sale to the public within 60 days of the event related to those data/results and always provided that copyright symbol appears together as follows below.

© DORNA WSBK ORGANIZATION Srl 2024



Autodrom Most 4.212 m

Czech Round, 19-21 July 2024
Best Sectors & Speed Warm Up 2

| BEST LAP | | | | |
|----------|----|--------------------|--------------------|----------|
| 1 | 58 | I. IGLESIAS BRAVO | Kawasaki Ninja 400 | 1'45.961 |
| 2 | 1 | J. BUIS | KTM RC 390 R | 1'46.098 |
| 3 | 50 | C. THOMPSON | Kawasaki Ninja 400 | 1'46.108 |
| 4 | 57 | A. MAHENDRA | Yamaha YZF-R3 | 1'46.229 |
| 5 | 56 | G. PRATAMA | Yamaha YZF-R3 | 1'46.239 |
| 6 | 91 | M. VANNUCCI | Yamaha YZF-R3 | 1'46.369 |
| 7 | 38 | D. SALVADOR | Yamaha YZF-R3 | 1'46.524 |
| 8 | 7 | L. VENEMAN | Kawasaki Ninja 400 | 1'46.626 |
| 9 | 26 | M. GENNAI | Kawasaki Ninja 400 | 1'46.627 |
| 10 | 8 | B. IERACI | Kawasaki Ninja 400 | 1'46.639 |
| 11 | 77 | J. OSUNA SAEZ | Kawasaki Ninja 400 | 1'46.747 |
| 12 | 31 | E. BARTOLINI | Yamaha YZF-R3 | 1'46.782 |
| 13 | 55 | U. CALATAYUD | Yamaha YZF-R3 | 1'46.796 |
| 14 | 69 | D. SVENDSEN | KTM RC 390 R | 1'46.900 |
| 15 | 17 | R. BLJMAN | Kawasaki Ninja 400 | 1'46.932 |
| 16 | 43 | M. GAGGI | Yamaha YZF-R3 | 1'47.016 |
| 17 | 9 | E. ERCOLANI | Yamaha YZF-R3 | 1'47.102 |
| 18 | 22 | M. GARCIA | Kove 321 RR-S | 1'47.329 |
| 19 | 66 | P. TONN | KTM RC 390 R | 1'47.382 |
| 20 | 48 | J. GARCIA GONZALEZ | Kove 321 RR-S | 1'47.598 |
| 21 | 62 | K. FONTAINHA | Yamaha YZF-R3 | 1'47.660 |
| 22 | 99 | H. MAIER | Yamaha YZF-R3 | 1'47.820 |
| 23 | 47 | F. SEABRIGHT | Kawasaki Ninja 400 | 1'47.990 |
| 24 | 25 | M. MARTELLA | Kawasaki Ninja 400 | 1'47.993 |
| 25 | 23 | S. DI SORA | Yamaha YZF-R3 | 1'48.075 |
| 26 | 80 | G. MANSO | Yamaha YZF-R3 | 1'48.121 |
| 27 | 29 | G. ZANNINI | Kawasaki Ninja 400 | 1'48.171 |
| 28 | 85 | K. SABATUCCI | Kawasaki Ninja 400 | 1'48.291 |
| 29 | 11 | F. NOVOTNY | Kawasaki Ninja 400 | 1'48.563 |
| 30 | 41 | R. TRAGNI | Yamaha YZF-R3 | 1'48.656 |
| 31 | 14 | K. QUINTAL | Kawasaki Ninja 400 | 1'48.686 |
| 32 | 86 | D. TURECEK | Kawasaki Ninja 400 | 1'48.939 |
| 33 | 27 | C. CLARK | Kawasaki Ninja 400 | 1'49.013 |

| SPEED | | | | |
|-------|----|--------------------|--------------------|-------|
| 1 | 56 | G. PRATAMA | Yamaha YZF-R3 | 201,1 |
| 2 | 48 | J. GARCIA GONZALEZ | Kove 321 RR-S | 201,1 |
| 3 | 99 | H. MAIER | Yamaha YZF-R3 | 199,3 |
| 4 | 58 | I. IGLESIAS BRAVO | Kawasaki Ninja 400 | 198,2 |
| 5 | 55 | U. CALATAYUD | Yamaha YZF-R3 | 197,8 |
| 6 | 1 | J. BUIS | KTM RC 390 R | 197,5 |
| 7 | 25 | M. MARTELLA | Kawasaki Ninja 400 | 197,5 |
| 8 | 7 | L. VENEMAN | Kawasaki Ninja 400 | 197,5 |
| 9 | 77 | J. OSUNA SAEZ | Kawasaki Ninja 400 | 197,1 |
| 10 | 26 | M. GENNAI | Kawasaki Ninja 400 | 197,1 |
| 11 | 69 | D. SVENDSEN | KTM RC 390 R | 197,1 |
| 12 | 8 | B. IERACI | Kawasaki Ninja 400 | 197,1 |
| 13 | 31 | E. BARTOLINI | Yamaha YZF-R3 | 196,8 |
| 14 | 27 | C. CLARK | Kawasaki Ninja 400 | 196,4 |
| 15 | 66 | P. TONN | KTM RC 390 R | 196,4 |
| 16 | 41 | R. TRAGNI | Yamaha YZF-R3 | 196,1 |
| 17 | 29 | G. ZANNINI | Kawasaki Ninja 400 | 196,1 |
| 18 | 50 | C. THOMPSON | Kawasaki Ninja 400 | 195,7 |
| 19 | 38 | D. SALVADOR | Yamaha YZF-R3 | 195,4 |
| 20 | 23 | S. DI SORA | Yamaha YZF-R3 | 194,7 |
| 21 | 14 | K. QUINTAL | Kawasaki Ninja 400 | 194,3 |
| 22 | 57 | A. MAHENDRA | Yamaha YZF-R3 | 194,3 |
| 23 | 85 | K. SABATUCCI | Kawasaki Ninja 400 | 194,0 |
| 24 | 47 | F. SEABRIGHT | Kawasaki Ninja 400 | 194,0 |
| 25 | 11 | F. NOVOTNY | Kawasaki Ninja 400 | 194,0 |
| 26 | 62 | K. FONTAINHA | Yamaha YZF-R3 | 193,7 |
| 27 | 86 | D. TURECEK | Kawasaki Ninja 400 | 193,3 |
| 28 | 22 | M. GARCIA | Kove 321 RR-S | 193,3 |
| 29 | 91 | M. VANNUCCI | Yamaha YZF-R3 | 192,6 |
| 30 | 43 | M. GAGGI | Yamaha YZF-R3 | 192,3 |
| 31 | 80 | G. MANSO | Yamaha YZF-R3 | 192,0 |
| 32 | 9 | E. ERCOLANI | Yamaha YZF-R3 | 191,3 |
| 33 | 17 | R. BLJMAN | Kawasaki Ninja 400 | 190,3 |

| SEG. 1 | |
|--------|------------------------------|
| 1 | 7 L. VENEMAN 27.116 |
| 2 | 58 I. IGLESIAS BRAVO 27.213 |
| 3 | 1 J. BUIS 27.259 |
| 4 | 50 C. THOMPSON 27.309 |
| 5 | 38 D. SALVADOR 27.314 |
| 6 | 31 E. BARTOLINI 27.325 |
| 7 | 47 F. SEABRIGHT 27.336 |
| 8 | 57 A. MAHENDRA 27.360 |
| 9 | 8 B. IERACI 27.396 |
| 10 | 56 G. PRATAMA 27.419 |
| 11 | 26 M. GENNAI 27.424 |
| 12 | 99 H. MAIER 27.450 |
| 13 | 69 D. SVENDSEN 27.491 |
| 14 | 9 E. ERCOLANI 27.542 |
| 15 | 77 J. OSUNA SAEZ 27.548 |
| 16 | 43 M. GAGGI 27.575 |
| 17 | 22 M. GARCIA 27.578 |
| 18 | 85 K. SABATUCCI 27.593 |
| 19 | 17 R. BLJMAN 27.606 |
| 20 | 66 P. TONN 27.625 |
| 21 | 91 M. VANNUCCI 27.630 |
| 22 | 48 J. GARCIA GONZALEZ 27.632 |
| 23 | 55 U. CALATAYUD 27.712 |
| 24 | 29 G. ZANNINI 27.725 |
| 25 | 25 M. MARTELLA 27.725 |
| 26 | 62 K. FONTAINHA 27.754 |
| 27 | 80 G. MANSO 27.796 |
| 28 | 23 S. DI SORA 27.834 |
| 29 | 41 R. TRAGNI 27.868 |
| 30 | 27 C. CLARK 27.879 |
| 31 | 14 K. QUINTAL 27.882 |
| 32 | 11 F. NOVOTNY 27.901 |
| 33 | 86 D. TURECEK 28.082 |

| SEG. 2 | |
|--------|------------------------------|
| 1 | 1 J. BUIS 25.836 |
| 2 | 58 I. IGLESIAS BRAVO 25.863 |
| 3 | 77 J. OSUNA SAEZ 25.875 |
| 4 | 50 C. THOMPSON 25.879 |
| 5 | 57 A. MAHENDRA 25.996 |
| 6 | 17 R. BLJMAN 25.999 |
| 7 | 91 M. VANNUCCI 26.013 |
| 8 | 69 D. SVENDSEN 26.031 |
| 9 | 8 B. IERACI 26.051 |
| 10 | 26 M. GENNAI 26.073 |
| 11 | 31 E. BARTOLINI 26.082 |
| 12 | 43 M. GAGGI 26.111 |
| 13 | 56 G. PRATAMA 26.116 |
| 14 | 38 D. SALVADOR 26.120 |
| 15 | 66 P. TONN 26.131 |
| 16 | 7 L. VENEMAN 26.137 |
| 17 | 9 E. ERCOLANI 26.149 |
| 18 | 22 M. GARCIA 26.165 |
| 19 | 55 U. CALATAYUD 26.230 |
| 20 | 25 M. MARTELLA 26.267 |
| 21 | 47 F. SEABRIGHT 26.269 |
| 22 | 48 J. GARCIA GONZALEZ 26.323 |
| 23 | 85 K. SABATUCCI 26.347 |
| 24 | 62 K. FONTAINHA 26.355 |
| 25 | 23 S. DI SORA 26.397 |
| 26 | 99 H. MAIER 26.408 |
| 27 | 80 G. MANSO 26.434 |
| 28 | 41 R. TRAGNI 26.442 |
| 29 | 29 G. ZANNINI 26.452 |
| 30 | 11 F. NOVOTNY 26.601 |
| 31 | 86 D. TURECEK 26.606 |
| 32 | 14 K. QUINTAL 26.632 |
| 33 | 27 C. CLARK 26.746 |

| SEG. 3 | |
|--------|------------------------------|
| 1 | 58 I. IGLESIAS BRAVO 26.078 |
| 2 | 38 D. SALVADOR 26.147 |
| 3 | 57 A. MAHENDRA 26.152 |
| 4 | 50 C. THOMPSON 26.160 |
| 5 | 55 U. CALATAYUD 26.170 |
| 6 | 91 M. VANNUCCI 26.179 |
| 7 | 56 G. PRATAMA 26.226 |
| 8 | 1 J. BUIS 26.234 |
| 9 | 26 M. GENNAI 26.269 |
| 10 | 17 R. BLJMAN 26.281 |
| 11 | 7 L. VENEMAN 26.293 |
| 12 | 31 E. BARTOLINI 26.335 |
| 13 | 69 D. SVENDSEN 26.336 |
| 14 | 8 B. IERACI 26.351 |
| 15 | 77 J. OSUNA SAEZ 26.364 |
| 16 | 9 E. ERCOLANI 26.373 |
| 17 | 43 M. GAGGI 26.424 |
| 18 | 62 K. FONTAINHA 26.447 |
| 19 | 99 H. MAIER 26.566 |
| 20 | 11 F. NOVOTNY 26.587 |
| 21 | 23 S. DI SORA 26.591 |
| 22 | 66 P. TONN 26.609 |
| 23 | 22 M. GARCIA 26.625 |
| 24 | 80 G. MANSO 26.651 |
| 25 | 47 F. SEABRIGHT 26.655 |
| 26 | 48 J. GARCIA GONZALEZ 26.676 |
| 27 | 29 G. ZANNINI 26.772 |
| 28 | 14 K. QUINTAL 26.783 |
| 29 | 41 R. TRAGNI 26.824 |
| 30 | 86 D. TURECEK 26.831 |
| 31 | 85 K. SABATUCCI 26.888 |
| 32 | 25 M. MARTELLA 26.899 |
| 33 | 27 C. CLARK 26.907 |

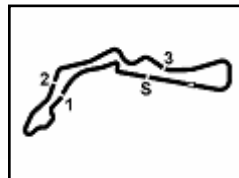
| SEG. 4 | |
|--------|------------------------------|
| 1 | 56 G. PRATAMA 26.451 |
| 2 | 1 J. BUIS 26.462 |
| 3 | 77 J. OSUNA SAEZ 26.475 |
| 4 | 91 M. VANNUCCI 26.479 |
| 5 | 26 M. GENNAI 26.581 |
| 6 | 57 A. MAHENDRA 26.585 |
| 7 | 8 B. IERACI 26.599 |
| 8 | 58 I. IGLESIAS BRAVO 26.609 |
| 9 | 38 D. SALVADOR 26.643 |
| 10 | 50 C. THOMPSON 26.676 |
| 11 | 55 U. CALATAYUD 26.684 |
| 12 | 99 H. MAIER 26.687 |
| 13 | 31 E. BARTOLINI 26.705 |
| 14 | 43 M. GAGGI 26.731 |
| 15 | 7 L. VENEMAN 26.742 |
| 16 | 25 M. MARTELLA 26.750 |
| 17 | 69 D. SVENDSEN 26.782 |
| 18 | 66 P. TONN 26.881 |
| 19 | 22 M. GARCIA 26.897 |
| 20 | 17 R. BLJMAN 26.947 |
| 21 | 23 S. DI SORA 26.952 |
| 22 | 48 J. GARCIA GONZALEZ 26.967 |
| 23 | 62 K. FONTAINHA 26.996 |
| 24 | 41 R. TRAGNI 26.998 |
| 25 | 27 C. CLARK 27.001 |
| 26 | 9 E. ERCOLANI 27.014 |
| 27 | 86 D. TURECEK 27.015 |
| 28 | 11 F. NOVOTNY 27.038 |
| 29 | 80 G. MANSO 27.057 |
| 30 | 47 F. SEABRIGHT 27.135 |
| 31 | 14 K. QUINTAL 27.154 |
| 32 | 85 K. SABATUCCI 27.177 |
| 33 | 29 G. ZANNINI 27.200 |

21/07/2024

These data/results cannot be reproduced, stored and/or transmitted in whole or in part by any manner of electronic, mechanical, photocopying, recording, broadcasting or otherwise now known or herein after developed without the previous express consent by the copyright owner, except for reproduction in daily press and regular printed publications on sale to the public within 60 days of the event related to those data/results and always provided that copyright symbol appears together as follows below.

© DORNA WSBK ORGANIZATION Srl 2024





Czech Round, 19-21 July 2024
Ideal Times Warm Up 2

Autodrom Most 4.212 m

| No. | Rider | Nat | Bike | Seg. 1 | Seg. 2 | Seg. 3 | Seg. 4 | Ideal Time | | |
|---------------------------|------------------------------|-----|--------------------|-------------------------|-------------------------|------------------|-------------------------|-----------------------------|------|-------|
| | | | | Diff. 1 | Diff. 2 | Diff. 3 | Diff. 4 | Best Lap | Pos. | Diff. |
| 1 | 58 I. IGLESIAS BRAVO | ESP | Kawasaki Ninja 400 | 27.213 +0.160 | 25.863 | 26.078 | 26.609 +0.038 | 1'45.763 1'45.961 | 1 | 0.198 |
| 2 | 1 J. BUIS | NED | KTM RC 390 R | 27.259 +0.099 | 25.836 +0.117 | 26.234 | 26.462 +0.091 | 1'45.791 1'46.098 | 2 | 0.307 |
| 3 | 50 C. THOMPSON | AUS | Kawasaki Ninja 400 | 27.309 | 25.879 +0.003 | 26.160 +0.042 | 26.676 +0.039 | 1'46.024 1'46.108 | 3 | 0.084 |
| 4 | 57 A. MAHENDRA | INA | Yamaha YZF-R3 | 27.360 | 25.996 | 26.152 | 26.585 +0.136 | 1'46.093 1'46.229 | 4 | 0.136 |
| 5 | 56 G. PRATAMA | INA | Yamaha YZF-R3 | 27.419 | 26.116 | 26.226 | 26.451 +0.027 | 1'46.212 1'46.239 | 5 | 0.027 |
| 6 | 38 D. SALVADOR | ESP | Yamaha YZF-R3 | 27.314 | 26.120 +0.068 | 26.147 +0.232 | 26.643 | 1'46.224 1'46.524 | 7 | 0.300 |
| 7 | 77 J. OSUNA SAEZ | ESP | Kawasaki Ninja 400 | 27.548 +0.222 | 25.875 | 26.364 +0.263 | 26.475 | 1'46.262 1'46.747 | 11 | 0.485 |
| 8 | 7 L. VENEMAN | NED | Kawasaki Ninja 400 | 27.116 +0.244 | 26.137 | 26.293 +0.094 | 26.742 | 1'46.288 1'46.626 | 8 | 0.338 |
| 9 | 91 M. VANNUCCI | ITA | Yamaha YZF-R3 | 27.630 +0.068 | 26.013 | 26.179 | 26.479 | 1'46.301 1'46.369 | 6 | 0.068 |
| 10 | 26 M. GENNAI | ITA | Kawasaki Ninja 400 | 27.424 +0.048 | 26.073 | 26.269 +0.165 | 26.581 +0.067 | 1'46.347 1'46.627 | 9 | 0.280 |
| 11 | 8 B. IERACI | ITA | Kawasaki Ninja 400 | 27.396 | 26.051 +0.119 | 26.351 +0.035 | 26.599 +0.088 | 1'46.397 1'46.639 | 10 | 0.242 |
| 12 | 31 E. BARTOLINI | ITA | Yamaha YZF-R3 | 27.325 +0.234 | 26.082 | 26.335 | 26.705 +0.101 | 1'46.447 1'46.782 | 12 | 0.335 |
| 13 | 69 D. SVENDSEN | DEN | KTM RC 390 R | 27.491 +0.005 | 26.031 +0.096 | 26.336 +0.056 | 26.782 +0.103 | 1'46.640 1'46.900 | 14 | 0.260 |
| 14 | 55 U. CALATAYUD | ESP | Yamaha YZF-R3 | 27.712 | 26.230 | 26.170 | 26.684 | 1'46.796 1'46.796 | 13 | |
| 15 | 17 R. BJUMAN | NED | Kawasaki Ninja 400 | 27.606 +0.099 | 25.999 | 26.281 | 26.947 | 1'46.833 1'46.932 | 15 | 0.099 |
| 16 | 43 M. GAGGI | ITA | Yamaha YZF-R3 | 27.575 +0.152 | 26.111 +0.017 | 26.424 +0.006 | 26.731 | 1'46.841 1'47.016 | 16 | 0.175 |
| 17 | 9 E. ERCOLANI | ITA | Yamaha YZF-R3 | 27.542 | 26.149 +0.007 | 26.373 | 27.014 +0.017 | 1'47.078 1'47.102 | 17 | 0.024 |
| 18 | 99 H. MAIER | BRA | Yamaha YZF-R3 | 27.450 | 26.408 | 26.566 +0.396 | 26.687 +0.313 | 1'47.111 1'47.820 | 22 | 0.709 |
| 19 | 66 P. TONN | GER | KTM RC 390 R | 27.625 | 26.131 +0.043 | 26.609 | 26.881 +0.093 | 1'47.246 1'47.382 | 19 | 0.136 |
| 20 | 22 M. GARCIA | ESP | Kove 321 RR-S | 27.578 | 26.165 +0.064 | 26.625 | 26.897 | 1'47.265 1'47.329 | 18 | 0.064 |
| 21 | 47 F. SEABRIGHT | GBR | Kawasaki Ninja 400 | 27.336 +0.595 | 26.269 | 26.655 | 27.135 | 1'47.395 1'47.990 | 23 | 0.595 |
| 22 | 62 K. FONTAINHA | BRA | Yamaha YZF-R3 | 27.754 +0.095 | 26.355 +0.013 | 26.447 | 26.996 | 1'47.552 1'47.660 | 21 | 0.108 |
| 23 | 48 J. GARCIA GONZALEZ | ESP | Kove 321 RR-S | 27.632 | 26.323 | 26.676 | 26.967 | 1'47.598 1'47.598 | 20 | |
| 24 | 25 M. MARTELLA | ITA | Kawasaki Ninja 400 | 27.725 | 26.267 +0.031 | 26.899 +0.134 | 26.750 +0.187 | 1'47.641 1'47.993 | 24 | 0.352 |
| 25 | 23 S. DI SORA | FRA | Yamaha YZF-R3 | 27.834 +0.026 | 26.397 | 26.591 +0.275 | 26.952 | 1'47.774 1'48.075 | 25 | 0.301 |
| 26 | 80 G. MANSO | BRA | Yamaha YZF-R3 | 27.796 | 26.434 | 26.651 +0.084 | 27.057 +0.099 | 1'47.938 1'48.121 | 26 | 0.183 |
| 27 | 85 K. SABATUCCI | ITA | Kawasaki Ninja 400 | 27.593 +0.176 | 26.347 +0.039 | 26.888 +0.071 | 27.177 | 1'48.005 1'48.291 | 28 | 0.286 |
| 28 | 11 F. NOVOTNY | CZE | Kawasaki Ninja 400 | 27.901 | 26.601 | 26.587 +0.079 | 27.038 +0.357 | 1'48.127 1'48.563 | 29 | 0.436 |
| 29 | 41 R. TRAGNI | ITA | Yamaha YZF-R3 | 27.868 | 26.442 +0.181 | 26.824 +0.063 | 26.998 +0.280 | 1'48.132 1'48.656 | 30 | 0.524 |
| 30 | 29 G. ZANNINI | ITA | Kawasaki Ninja 400 | 27.725 | 26.452 +0.022 | 26.772 | 27.200 | 1'48.149 1'48.171 | 27 | 0.022 |
| 31 | 14 K. QUINTAL | IND | Kawasaki Ninja 400 | 27.882 +0.014 | 26.632 | 26.783 +0.042 | 27.154 +0.179 | 1'48.451 1'48.686 | 31 | 0.235 |
| 32 | 27 C. CLARK | USA | Kawasaki Ninja 400 | 27.879 +0.262 | 26.746 +0.110 | 26.907 | 27.001 +0.108 | 1'48.533 1'49.013 | 33 | 0.480 |
| 33 | 86 D. TURECEK | CZE | Kawasaki Ninja 400 | 28.082 +0.012 | 26.606 +0.032 | 26.831 +0.082 | 27.015 +0.279 | 1'48.534 1'48.939 | 32 | 0.405 |
| Overall Ideal Time | | | | 27.116 | 25.836 | 26.078 | 26.451 | 1'45.481 | | |

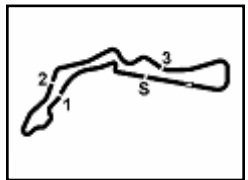
21/07/2024

These data/results cannot be reproduced, stored and/or transmitted in whole or in part by any manner of electronic, mechanical, photocopying, recording, broadcasting or otherwise now known or herein after developed without the previous express consent by the copyright owner, except for reproduction in daily press and regular printed publications on sale to the public within 60 days of the event related to those data/results and always provided that copyright symbol appears together as follows below.

© DORNA WSBK ORGANIZATION Srl 2024

FIGR PERUGIA TIMING





Czech Round, 19–21 July 2024
Chronological Analysis Warm Up 2

| 1° 58 I. IGLESIAS BRAVO [1'45.961] | | | | | | | |
|------------------------------------|---------------|---------------|---------------|---------------|-----------------|--------------|-------------|
| Lap | Seg1 | Seg2 | Seg3 | Seg4 | Lap Time | km/h | Local Time |
| 1 | | 27.739 | 26.766 | 27.399 | | | |
| 2 | 27.789 | 26.127 | 26.224 | 26.609 | 1'46.749 | 197,5 | 9:24'24.652 |
| 3 | 27.213 | 25.963 | 26.262 | 26.833 | 1'46.271 | 196,4 | 9:26'10.923 |
| 4 | 35.895 | 26.424 | 26.083 | 26.680 | 1'55.082C | 192,6 | 9:28'06.005 |
| 5 | 27.373 | 25.863 | 26.078 | 26.647 | 1'45.961 | 198,2 | 9:29'51.966 |
| 6 | 28.787 | 28.956 | 28.386 | | 192,6 | | |

| 2° 1 J. BUIS [1'46.098] | | | | | | | |
|-------------------------|---------------|---------------|---------------|---------------|-----------------|-------|-------------|
| Lap | Seg1 | Seg2 | Seg3 | Seg4 | Lap Time | km/h | Local Time |
| 1 | | 27.171 | 27.623 | 27.261 | | | |
| 2 | 27.484 | 26.186 | 26.438 | 26.837 | 1'46.945 | 194,3 | 9:23'47.682 |
| 3 | 27.308 | 26.025 | 26.428 | 26.785 | 1'46.546 | 194,7 | 9:25'34.228 |
| 4 | 27.358 | 25.953 | 26.234 | 26.553 | 1'46.098 | 194,7 | 9:27'20.326 |
| 5 | 27.736 | 25.974 | 26.431 | 26.462 | 1'46.603 | 195,7 | 9:29'06.929 |
| 6 | 27.259 | 25.836 | 28.064 | | 197,5 | | |

| 3° 50 C. THOMPSON [1'46.108] | | | | | | | |
|------------------------------|---------------|---------------|---------------|---------------|-----------------|--------------|-------------|
| Lap | Seg1 | Seg2 | Seg3 | Seg4 | Lap Time | km/h | Local Time |
| 1 | | 27.221 | 26.910 | 27.476 | | | |
| 2 | 31.667 | 26.513 | 26.642 | 26.892 | 1'51.714C | 191,6 | 9:24'28.393 |
| 3 | 27.508 | 25.879 | 26.160 | 26.676 | 1'46.223 | 194,0 | 9:26'14.616 |
| 4 | 27.309 | 25.882 | 26.202 | 26.715 | 1'46.108 | 195,7 | 9:28'00.724 |
| 5 | 27.819 | 26.098 | 27.083 | 26.894 | 1'47.894 | 191,6 | 9:29'48.618 |
| 6 | 27.546 | 29.115 | 30.974 | | 192,3 | | |

| 4° 57 A. MAHENDRA [1'46.229] | | | | | | | |
|------------------------------|---------------|---------------|---------------|---------------|-----------------|--------------|-------------|
| Lap | Seg1 | Seg2 | Seg3 | Seg4 | Lap Time | km/h | Local Time |
| 1 | | | | | | | |
| 2 | 46.577 | 29.881 | 31.864 | 34.660 | 2'22.982P | | 9:22'33.182 |
| 3 | 28.102 | 26.313 | 26.589 | 26.984 | 1'47.988 | 185,5 | 9:24'21.170 |
| 4 | 28.157 | 29.816 | 26.344 | 26.585 | 1'50.902 | 193,0 | 9:26'12.072 |
| 5 | 32.845 | 28.451 | 26.371 | 26.550 | 1'54.217C | 193,7 | 9:28'06.289 |
| 6 | 27.360 | 25.996 | 26.152 | 26.721 | 1'46.229 | 194,3 | 9:29'52.518 |
| 7 | 28.303 | 28.959 | 28.428 | | 192,3 | | |

| 5° 56 G. PRATAMA [1'46.239] | | | | | | | |
|-----------------------------|---------------|---------------|---------------|---------------|-----------------|--------------|-------------|
| Lap | Seg1 | Seg2 | Seg3 | Seg4 | Lap Time | km/h | Local Time |
| 1 | | | | | | | |
| 2 | 47.443 | 28.498 | 34.609 | 37.926 | 2'28.476P | | 9:22'38.714 |
| 3 | 27.882 | 26.207 | 26.567 | 26.836 | 1'47.492 | 193,7 | 9:24'26.206 |
| 4 | 27.744 | 26.171 | 26.380 | 26.451 | 1'46.746 | 193,7 | 9:26'12.952 |
| 5 | 32.880 | 28.303 | 26.614 | 26.561 | 1'54.358C | 201,1 | 9:28'07.310 |
| 6 | 27.419 | 26.116 | 26.226 | 26.478 | 1'46.239 | 195,7 | 9:29'53.549 |
| 7 | 28.447 | 28.331 | 28.144 | | 193,7 | | |

| 6° 91 M. VANNUCCI [1'46.369] | | | | | | | |
|------------------------------|---------------|---------------|---------------|---------------|-----------------|-------|-------------|
| Lap | Seg1 | Seg2 | Seg3 | Seg4 | Lap Time | km/h | Local Time |
| 1 | | | | | | | |
| 2 | 46.523 | 29.653 | 30.094 | 27.176 | 2'13.446P | | 9:22'26.181 |
| 3 | 28.807 | 26.333 | 27.167 | 26.907 | 1'49.214 | 188,7 | 9:24'15.395 |
| 4 | 27.977 | 26.261 | 26.297 | 26.628 | 1'47.163 | 189,6 | 9:26'02.558 |
| 5 | 27.630 | 26.146 | 26.308 | 26.761 | 1'46.845 | 190,6 | 9:27'49.403 |
| 6 | 27.698 | 26.013 | 26.179 | 26.479 | 1'46.369 | 190,3 | 9:29'35.772 |
| 7 | 29.384 | 27.039 | 28.624 | | 192,6 | | |

| 7° 38 D. SALVADOR [1'46.524] | | | | | | | |
|------------------------------|--------|--------|--------|--------|-----------|------|-------------|
| Lap | Seg1 | Seg2 | Seg3 | Seg4 | Lap Time | km/h | Local Time |
| 1 | | | | | | | |
| 2 | 47.745 | 31.215 | 32.007 | 29.718 | 2'20.685P | | 9:22'26.490 |

| | | | | | | | |
|---|---------------|---------------|---------------|---------------|-----------------|--------------|-------------|
| 3 | 28.571 | 26.464 | 27.357 | 26.980 | 1'49.372 | 193,3 | 9:24'15.862 |
| 4 | 27.613 | 26.250 | 26.366 | 26.809 | 1'47.038 | 193,0 | 9:26'02.900 |
| 5 | 27.314 | 26.188 | 26.379 | 26.643 | 1'46.524 | 195,4 | 9:27'49.424 |
| 6 | 27.725 | 26.120 | 26.147 | 26.847 | 1'46.839 | 193,7 | 9:29'36.263 |
| 7 | 27.462 | 29.062 | 29.975 | | 195,0 | | |

| 8° 7 L. VENEMAN [1'46.626] | | | | | | | |
|----------------------------|---------------|---------------|---------------|---------------|-----------------|-------|-------------|
| Lap | Seg1 | Seg2 | Seg3 | Seg4 | Lap Time | km/h | Local Time |
| 1 | | 27.797 | 27.944 | 27.657 | | | |
| 2 | 27.870 | 26.188 | 26.293 | 26.789 | 1'47.140 | 190,0 | 9:23'43.785 |
| 3 | 27.708 | 26.352 | 26.679 | 27.166 | 1'47.905 | 190,0 | 9:25'31.690 |
| 4 | 27.360 | 26.137 | 26.387 | 26.742 | 1'46.626 | 194,0 | 9:27'18.316 |
| 5 | 27.746 | 26.256 | 26.819 | 27.120 | 1'47.941 | 191,3 | 9:29'06.257 |
| 6 | 27.116 | 26.405 | 28.228 | | 197,5 | | |

| 9° 26 M. GENNAI [1'46.627] | | | | | | | |
|----------------------------|---------------|---------------|---------------|---------------|-----------------|--------------|-------------|
| Lap | Seg1 | Seg2 | Seg3 | Seg4 | Lap Time | km/h | Local Time |
| 1 | | 26.933 | 27.829 | 27.183 | | | |
| 2 | 27.618 | 26.131 | 26.269 | 26.718 | 1'46.736 | 193,3 | 9:23'45.105 |
| 3 | 27.546 | 26.216 | 26.337 | 26.581 | 1'46.680 | 194,3 | 9:25'31.785 |
| 4 | 27.472 | 26.073 | 26.434 | 26.648 | 1'46.627 | 197,1 | 9:27'18.412 |
| 5 | 27.424 | 26.137 | 26.638 | 26.939 | 1'47.138 | 195,7 | 9:29'05.550 |
| 6 | 27.701 | 26.199 | 28.027 | | 189,0 | | |

| 10° 8 B. IERACI [1'46.639] | | | | | | | |
|----------------------------|---------------|---------------|---------------|---------------|-----------------|--------------|-------------|
| Lap | Seg1 | Seg2 | Seg3 | Seg4 | Lap Time | km/h | Local Time |
| 1 | | 27.100 | 27.968 | 27.407 | | | |
| 2 | 27.793 | 26.334 | 26.500 | 26.934 | 1'47.561 | 192,0 | 9:23'45.200 |
| 3 | 27.715 | 26.340 | 26.442 | 26.599 | 1'47.096 | 197,1 | 9:25'32.296 |
| 4 | 27.396 | 26.170 | 26.386 | 26.687 | 1'46.639 | 195,7 | 9:27'18.935 |
| 5 | 27.500 | 26.051 | 26.351 | 26.746 | 1'46.648 | 193,3 | 9:29'05.583 |
| 6 | 27.619 | 26.284 | 29.784 | | 192,3 | | |

| 11° 77 J. OSUNA SAEZ [1'46.747] | | | | | | | |
|---------------------------------|---------------|---------------|---------------|---------------|-----------------|-------|-------------|
| Lap | Seg1 | Seg2 | Seg3 | Seg4 | Lap Time | km/h | Local Time |
| 1 | | 27.346 | 27.819 | 27.510 | | | |
| 2 | 27.837 | 26.207 | 26.364 | 26.698 | 1'47.106 | 194,3 | 9:23'43.862 |
| 3 | 27.651 | 26.275 | 26.476 | 26.897 | 1'47.299 | 194,3 | 9:25'31.161 |
| 4 | 27.780 | 26.361 | 26.738 | 26.907 | 1'47.786 | 188,3 | 9:27'18.947 |
| 5 | 27.770 | 25.875 | 26.627 | 26.475 | 1'46.747 | 191,3 | 9:29'05.694 |
| 6 | 27.548 | 26.527 | 28.904 | | 197,1 | | |

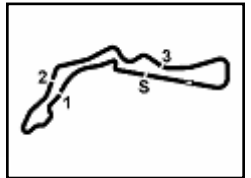
| 12° 31 E. BARTOLINI [1'46.782] | | | | | | | |
|--------------------------------|---------------|---------------|---------------|---------------|-----------------|--------------|-------------|
| Lap | Seg1 | Seg2 | Seg3 | Seg4 | Lap Time | km/h | Local Time |
| 1 | | 26.831 | 27.001 | 26.867 | | | |
| 2 | 27.555 | 26.206 | 26.380 | 26.705 | 1'46.846 | 196,8 | 9:23'47.752 |
| 3 | 27.559 | 26.082 | 26.335 | 26.806 | 1'46.782 | 194,0 | 9:25'34.534 |
| 4 | 27.325 | 26.148 | 26.524 | 27.439 | 1'47.436 | 195,7 | 9:27'21.970 |
| 5 | 27.846 | 26.133 | 26.393 | 26.961 | 1'47.333 | 194,7 | 9:29'09.303 |
| 6 | 27.420 | 26.477 | 27.522 | | 195,0 | | |

| 13° 55 U. CALATAYUD [1'46.796] | | | | | | | |
|--------------------------------|---------------|---------------|---------------|---------------|-----------------|--------------|-------------|
| Lap | Seg1 | Seg2 | Seg3 | Seg4 | Lap Time | km/h | Local Time |
| 1 | | | | | | | |
| 2 | 46.016 | 28.557 | 31.274 | 35.083 | 2'20.930P | | 9:22'34.328 |
| 3 | 27.712 | 26.230 | 26.170 | 26.684 | 1'46.796 | 193,3 | 9:24'21.124 |
| 4 | 29.204 | 28.434 | 26.240 | 27.016 | 1'50.894C | 193,7 | 9:26'12.018 |
| 5 | 28.050 | 26.655 | 27.351 | 27.351 | 1'49.407 | 191,0 | 9:28'01.425 |
| 6 | 28.910 | 26.371 | 26.580 | 26.761 | 1'48.622C | 197,8 | 9:29'50.407 |
| 7 | | | | | | | |

21/07/2024 P = Pits In/Dut - C = Lap Time Cancelled

These data/results cannot be reproduced, stored and/or transmitted in whole or in part by any manner of electronic, mechanical, photocopying, recording, broadcasting or otherwise now known or herein after developed without the previous express consent by the copyright owner, except for reproduction in daily press and regular printed publications on sale to the public within 60 days of the event related to those data/results and always provided that copyright symbol appears together as follows below.

© DORNA WSBK ORGANIZATION Srl 2024



Czech Round, 19–21 July 2024
Chronological Analysis Warm Up 2

| 14° 69 D. SVENDSEN [1'46.900] | | | | | | | |
|-------------------------------|---------------|---------------|---------------|---------------|-----------------|-------|-------------|
| Lap | Seg1 | Seg2 | Seg3 | Seg4 | Lap Time | km/h | Local Time |
| 1 | | 26.978 | 28.522 | 28.609 | | | |
| 2 | 28.018 | 26.416 | 26.583 | 27.420 | 1'48.437 | 197,1 | 9:23'47.637 |
| 3 | 28.148 | 26.031 | 26.418 | 26.782 | 1'47.379 | 185,5 | 9:25'35.016 |
| 4 | 27.496 | 26.127 | 26.392 | 26.885 | 1'46.900 | 196,4 | 9:27'21.916 |
| 5 | 27.661 | 26.138 | 26.336 | 26.876 | 1'47.011 | 195,0 | 9:29'08.927 |
| 6 | 27.491 | 26.272 | 27.555 | | | 193,3 | |

| 15° 17 R. BIJMAN [1'46.932] | | | | | | | |
|-----------------------------|---------------|---------------|---------------|---------------|-----------------|-------|-------------|
| Lap | Seg1 | Seg2 | Seg3 | Seg4 | Lap Time | km/h | Local Time |
| 1 | | | | | | | |
| 2 | 45.020 | 28.585 | 28.840 | 27.549 | 2'09.994P | | 9:22'20.750 |
| 3 | 27.869 | 26.208 | 26.729 | 27.125 | 1'47.931 | 190,3 | 9:24'08.681 |
| 4 | 29.244 | 26.373 | 26.663 | 27.067 | 1'49.347 | 188,7 | 9:25'58.028 |
| 5 | 27.705 | 25.999 | 26.281 | 26.947 | 1'46.932 | 190,0 | 9:27'44.960 |
| 6 | 28.033 | 26.343 | 26.944 | 27.996 | 1'49.316 | 181,8 | 9:29'34.276 |
| 7 | 27.606 | 29.050 | 29.862 | | | 189,6 | |

| 16° 43 M. GAGGI [1'47.016] | | | | | | | |
|----------------------------|---------------|---------------|---------------|---------------|-----------------|--------------|-------------|
| Lap | Seg1 | Seg2 | Seg3 | Seg4 | Lap Time | km/h | Local Time |
| 1 | | | | | | | |
| 2 | 43.050 | 26.883 | 26.756 | 27.007 | 2'03.696P | | 9:22'05.361 |
| 3 | 27.894 | 26.662 | 26.534 | 26.957 | 1'48.047 | 190,3 | 9:23'53.408 |
| 4 | 27.745 | 26.111 | 26.721 | 26.996 | 1'47.573 | 191,0 | 9:25'40.981 |
| 5 | 27.727 | 26.128 | 26.430 | 26.731 | 1'47.016 | 189,6 | 9:27'27.997 |
| 6 | 27.575 | 26.234 | 26.424 | 27.752 | 1'47.985 | 190,6 | 9:29'15.982 |
| 7 | 27.602 | 26.076 | 28.884 | | | 192,3 | |

| 17° 9 E. ERCOLANI [1'47.102] | | | | | | | |
|------------------------------|---------------|---------------|---------------|---------------|-----------------|-------|-------------|
| Lap | Seg1 | Seg2 | Seg3 | Seg4 | Lap Time | km/h | Local Time |
| 1 | | 28.370 | 30.479 | 27.884 | | | |
| 2 | 28.112 | 26.414 | 26.706 | 27.441 | 1'48.673 | 191,3 | 9:24'08.651 |
| 3 | 28.165 | 26.149 | 26.642 | 27.014 | 1'47.970 | 187,4 | 9:25'56.621 |
| 4 | 28.224 | 26.655 | 26.961 | 27.501 | 1'49.341 | 188,0 | 9:27'45.962 |
| 5 | 27.542 | 26.156 | 26.373 | 27.031 | 1'47.102 | 190,6 | 9:29'33.064 |
| 6 | 28.197 | 30.248 | 29.823 | | | 187,7 | |

| 18° 22 M. GARCIA [1'47.329] | | | | | | | |
|-----------------------------|---------------|---------------|---------------|---------------|-----------------|--------------|-------------|
| Lap | Seg1 | Seg2 | Seg3 | Seg4 | Lap Time | km/h | Local Time |
| 1 | | | | | | | |
| 2 | 44.421 | 27.142 | 28.921 | 32.953 | 2'13.437P | | 9:22'54.495 |
| 3 | 28.001 | 26.477 | 26.828 | 27.264 | 1'48.570 | 190,0 | 9:24'43.065 |
| 4 | 27.984 | 26.234 | 26.955 | 29.976 | 1'51.149 | 191,0 | 9:26'34.214 |
| 5 | 27.578 | 26.229 | 26.625 | 26.897 | 1'47.329 | 193,3 | 9:28'21.543 |
| 6 | 27.638 | 26.165 | 26.807 | 27.102 | 1'47.712C | 193,0 | 9:30'09.255 |
| 7 | 35.463 | 29.494 | 29.987 | | | 162,2 | |

| 19° 66 P. TONN [1'47.382] | | | | | | | |
|---------------------------|---------------|---------------|---------------|---------------|-----------------|--------------|-------------|
| Lap | Seg1 | Seg2 | Seg3 | Seg4 | Lap Time | km/h | Local Time |
| 1 | | | | | | | |
| 2 | 44.042 | 26.947 | 28.430 | 33.942 | 2'13.361P | | 9:22'55.767 |
| 3 | 27.816 | 26.131 | 26.622 | 26.881 | 1'47.450 | 191,6 | 9:24'43.217 |
| 4 | 27.669 | 26.349 | 27.082 | 28.779 | 1'49.879 | 196,4 | 9:26'33.096 |
| 5 | 27.625 | 26.174 | 26.609 | 26.974 | 1'47.382 | 190,3 | 9:28'20.478 |
| 6 | 30.610 | 27.414 | 27.585 | 28.040 | 1'53.649C | 190,0 | 9:30'14.127 |
| 7 | 32.005 | 29.174 | 29.472 | | | 150,6 | |

| 20° 48 J. GARCIA GONZALEZ [1'47.598] | | | | | | | |
|--------------------------------------|------|------|------|------|----------|------|------------|
| Lap | Seg1 | Seg2 | Seg3 | Seg4 | Lap Time | km/h | Local Time |
| 1 | | | | | | | |

| | | | | | | | |
|---|---------------|---------------|---------------|---------------|-----------------|--------------|-------------|
| 2 | 43.382 | 27.392 | 28.842 | 37.744 | 2'17.360CP | | 9:22'37.574 |
| 3 | 28.090 | 26.576 | 26.901 | 27.240 | 1'48.807 | 193,7 | 9:24'26.381 |
| 4 | 27.632 | 26.323 | 26.676 | 26.967 | 1'47.598 | 201,1 | 9:26'13.979 |
| 5 | 27.715 | 26.466 | 26.778 | 26.989 | 1'47.948 | 196,1 | 9:28'01.927 |
| 6 | 27.649 | 26.418 | 26.885 | 27.121 | 1'48.073 | 196,4 | 9:29'50.000 |
| 7 | 28.185 | 29.591 | 29.594 | | | 195,7 | |

| 21° 62 K. FONTAINHA [1'47.660] | | | | | | | |
|--------------------------------|---------------|---------------|---------------|---------------|-----------------|--------------|-------------|
| Lap | Seg1 | Seg2 | Seg3 | Seg4 | Lap Time | km/h | Local Time |
| 1 | | 27.757 | 27.135 | 27.475 | | | |
| 2 | 28.130 | 26.693 | 26.564 | 27.228 | 1'48.615C | 193,0 | 9:23'49.856 |
| 3 | 28.094 | 26.355 | 26.522 | 27.094 | 1'48.065C | 190,3 | 9:25'37.921 |
| 4 | 27.754 | 26.460 | 26.571 | 27.862 | 1'48.647 | 193,3 | 9:27'26.568 |
| 5 | 27.849 | 26.368 | 26.447 | 26.996 | 1'47.660 | 193,7 | 9:29'14.228 |
| 6 | 32.004 | 27.247 | 28.123 | | | 190,0 | |

| 22° 99 H. MAIER [1'47.820] | | | | | | | |
|----------------------------|---------------|---------------|---------------|---------------|-----------------|--------------|-------------|
| Lap | Seg1 | Seg2 | Seg3 | Seg4 | Lap Time | km/h | Local Time |
| 1 | | | | | | | |
| 2 | 53.087 | 35.858 | 34.524 | 34.882 | 2'38.351P | | 9:22'33.637 |
| 3 | 28.452 | 26.596 | 26.579 | 27.050 | 1'48.677 | 188,7 | 9:24'22.314 |
| 4 | 27.886 | 29.024 | 26.566 | 26.687 | 1'50.163 | 189,6 | 9:26'12.477 |
| 5 | 27.739 | 26.841 | 26.951 | 27.120 | 1'48.651 | 194,3 | 9:27'45.128 |
| 6 | 27.450 | 26.408 | 26.962 | 27.000 | 1'47.820 | 199,3 | 9:29'48.948 |
| 7 | 27.998 | 31.396 | 29.791 | | | 194,0 | |

| 23° 47 F. SEABRIGHT [1'47.990] | | | | | | | |
|--------------------------------|---------------|---------------|---------------|---------------|-----------------|--------------|-------------|
| Lap | Seg1 | Seg2 | Seg3 | Seg4 | Lap Time | km/h | Local Time |
| 1 | | | | | | | |
| 2 | 56.542 | 27.724 | 28.197 | 27.604 | 2'20.067P | | 9:22'19.696 |
| 3 | 28.041 | 26.647 | 27.069 | 27.154 | 1'48.911 | 186,4 | 9:24'08.607 |
| 4 | 27.931 | 26.269 | 26.655 | 27.135 | 1'47.990 | 186,7 | 9:25'56.597 |
| 5 | 27.610 | 26.361 | 26.680 | 27.787 | 1'48.438 | 188,7 | 9:27'45.035 |
| 6 | 28.121 | 26.791 | 26.924 | 27.930 | 1'49.766 | 180,9 | 9:29'34.801 |
| 7 | 27.336 | 28.773 | 29.199 | | | 194,0 | |

| 24° 25 M. MARTELLA [1'47.993] | | | | | | | |
|-------------------------------|---------------|---------------|---------------|---------------|-----------------|--------------|-------------|
| Lap | Seg1 | Seg2 | Seg3 | Seg4 | Lap Time | km/h | Local Time |
| 1 | | | | | | | |
| 2 | 47.120 | 35.611 | 37.270 | 35.287 | 2'35.288P | | 9:22'34.898 |
| 3 | 28.429 | 26.651 | 27.125 | 27.385 | 1'49.590C | 190,0 | 9:24'24.488 |
| 4 | 28.023 | 26.322 | 27.155 | 26.750 | 1'48.250 | 187,7 | 9:26'12.738 |
| 5 | 27.729 | 26.267 | 26.899 | 27.394 | 1'48.289 | 197,5 | 9:28'01.027 |
| 6 | 27.725 | 26.298 | 27.033 | 26.937 | 1'47.993 | 193,7 | 9:29'49.020 |
| 7 | 29.314 | 30.869 | 29.780 | | | 192,3 | |

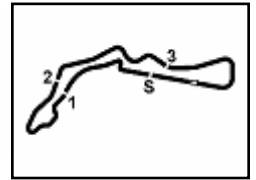
| 25° 23 S. DI SORA [1'48.075] | | | | | | | |
|------------------------------|---------------|---------------|---------------|---------------|-----------------|--------------|-------------|
| Lap | Seg1 | Seg2 | Seg3 | Seg4 | Lap Time | km/h | Local Time |
| 1 | | 27.600 | 27.203 | 26.977 | | | |
| 2 | 27.834 | 26.411 | 26.677 | 27.372 | 1'48.294 | 194,7 | 9:23'49.843 |
| 3 | 27.860 | 26.397 | 26.866 | 26.952 | 1'48.075 | 190,3 | 9:25'37.918 |
| 4 | 27.834 | 26.539 | 26.591 | 27.351 | 1'48.315 | 191,0 | 9:27'26.233 |
| 5 | 27.929 | 26.491 | 26.988 | 27.222 | 1'48.630 | 194,3 | 9:29'14.863 |
| 6 | 27.933 | 27.508 | 30.533 | | | 193,0 | |

| 26° 80 G. MANSO [1'48.121] | | | | | | | |
|----------------------------|--------|--------|---------------|---------------|-----------|--------------|-------------|
| Lap | Seg1 | Seg2 | Seg3 | Seg4 | Lap Time | km/h | Local Time |
| 1 | | | | | | | |
| 2 | 47.170 | 28.218 | 31.730 | 41.351 | 2'28.469P | | 9:22'40.031 |
| 3 | 28.267 | 26.972 | 26.651 | 27.057 | 1'48.947 | 188,0 | 9:24'28.978 |
| 4 | 28.069 | 26.509 | 26.736 | 27.290 | 1'48.604 | 192,0 | 9:26'17.582 |

21/07/2024 P = Pits In/Out - C = Lap Time Cancelled

These data/results cannot be reproduced, stored and/or transmitted in whole or in part by any manner of electronic, mechanical, photocopying, recording, broadcasting or otherwise now known or herein after developed without the previous express consent by the copyright owner, except for reproduction in daily press and regular printed publications on sale to the public within 60 days of the event related to those data/results and always provided that copyright symbol appears together as follows below.

© DORNA WSBK ORGANIZATION Srl 2024



Autodrom Most 4.212 m

3 / 3

Czech Round, 19–21 July 2024
Chronological Analysis Warm Up 2

| | | | | | | | |
|---|--------|--------|--------|--------|-----------|-------|-------------|
| 5 | 27.796 | 26.434 | 26.735 | 27.156 | 1'48.121 | 190,6 | 9:28'05.703 |
| 6 | 30.580 | 26.341 | 26.793 | 26.980 | 1'50.694C | 188,3 | 9:29'56.397 |
| 7 | 29.917 | 28.105 | 29.083 | | | 156,2 | |

| 27° 29 G. ZANNINI [1'48.171] | | | | | | | |
|------------------------------|--------|--------|--------|--------|----------|-------|-------------|
| Lap | Seg.1 | Seg.2 | Seg.3 | Seg.4 | Lap Time | km/h | Local Time |
| 1 | | 27.452 | 27.856 | 27.266 | | | |
| 2 | 28.324 | 26.519 | 26.856 | 27.428 | 1'49.127 | 196,1 | 9:23'47.774 |
| 3 | 28.331 | 26.452 | 26.880 | 27.324 | 1'48.987 | 189,6 | 9:25'36.761 |
| 4 | 27.982 | 26.674 | 27.165 | 27.554 | 1'49.375 | 191,3 | 9:27'26.136 |
| 5 | 27.725 | 26.474 | 26.772 | 27.200 | 1'48.171 | 193,7 | 9:29'14.307 |
| 6 | 28.417 | 26.708 | 30.224 | | | 193,3 | |

| 28° 85 K. SABATUCCI [1'48.291] | | | | | | | |
|--------------------------------|--------|--------|--------|--------|-----------|-------|-------------|
| Lap | Seg.1 | Seg.2 | Seg.3 | Seg.4 | Lap Time | km/h | Local Time |
| 1 | | | | | | | |
| 2 | 45.141 | 27.684 | 28.515 | 36.484 | 2'17.824P | | 9:22'30.125 |
| 3 | 34.849 | 27.223 | 27.137 | 27.471 | 1'56.680C | 184,2 | 9:24'26.805 |
| 4 | 27.769 | 26.386 | 26.959 | 27.177 | 1'48.291 | 193,0 | 9:26'15.096 |
| 5 | 27.593 | 26.460 | 27.041 | 31.181 | 1'52.275 | 193,7 | 9:28'07.371 |
| 6 | 27.652 | 26.347 | 26.888 | 27.424 | 1'48.311 | 194,0 | 9:29'55.682 |
| 7 | 29.352 | 28.649 | 29.604 | | | 187,7 | |

| 29° 11 F. NOVOTNY [1'48.563] | | | | | | | |
|------------------------------|--------|--------|--------|--------|----------|-------|-------------|
| Lap | Seg.1 | Seg.2 | Seg.3 | Seg.4 | Lap Time | km/h | Local Time |
| 1 | | 27.568 | 27.472 | 27.616 | | | |
| 2 | 28.346 | 27.057 | 26.587 | 27.127 | 1'49.117 | 193,3 | 9:23'47.772 |
| 3 | 28.195 | 26.602 | 26.979 | 27.270 | 1'49.046 | 189,3 | 9:25'36.818 |
| 4 | 28.101 | 26.743 | 26.985 | 27.038 | 1'48.867 | 191,0 | 9:27'25.685 |
| 5 | 27.901 | 26.601 | 26.666 | 27.395 | 1'48.563 | 194,0 | 9:29'14.248 |
| 6 | 28.030 | 26.726 | 26.756 | | | 189,3 | |

| 30° 41 R. TRAGNI [1'48.656] | | | | | | | |
|-----------------------------|--------|--------|--------|--------|----------|-------|-------------|
| Lap | Seg.1 | Seg.2 | Seg.3 | Seg.4 | Lap Time | km/h | Local Time |
| 1 | | 28.452 | 29.175 | 27.711 | | | |
| 2 | 28.039 | 26.650 | 26.824 | 27.926 | 1'49.439 | 191,6 | 9:23'47.878 |
| 3 | 28.517 | 26.442 | 27.008 | 26.998 | 1'48.965 | 193,0 | 9:25'36.843 |
| 4 | 27.868 | 26.623 | 26.887 | 27.278 | 1'48.656 | 192,3 | 9:27'25.499 |
| 5 | 28.095 | 26.473 | 26.896 | 27.540 | 1'49.004 | 189,0 | 9:29'14.503 |
| 6 | 33.543 | 30.821 | 33.636 | | | 196,1 | |

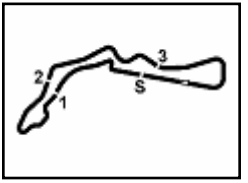
| 31° 14 K. QUINTAL [1'48.686] | | | | | | | |
|------------------------------|--------|--------|--------|--------|-----------|-------|-------------|
| Lap | Seg.1 | Seg.2 | Seg.3 | Seg.4 | Lap Time | km/h | Local Time |
| 1 | | | | | | | |
| 2 | 51.244 | 27.331 | 27.196 | 27.329 | 2'13.100P | | 9:22'06.576 |
| 3 | 28.213 | 26.747 | 26.783 | 27.287 | 1'49.030 | 189,0 | 9:23'55.606 |
| 4 | 27.882 | 26.692 | 26.955 | 27.215 | 1'48.744C | 190,6 | 9:25'44.350 |
| 5 | 28.046 | 26.858 | 26.792 | 27.154 | 1'48.850 | 194,0 | 9:27'33.200 |
| 6 | 27.896 | 26.632 | 26.825 | 27.333 | 1'48.686 | 194,3 | 9:29'21.886 |
| 7 | 28.102 | 27.029 | 29.281 | | | 188,0 | |

| 32° 86 D. TURECEK [1'48.939] | | | | | | | |
|------------------------------|--------|--------|--------|--------|----------|-------|-------------|
| Lap | Seg.1 | Seg.2 | Seg.3 | Seg.4 | Lap Time | km/h | Local Time |
| 1 | | 27.778 | 27.593 | 27.376 | | | |
| 2 | 28.434 | 27.071 | 27.249 | 27.015 | 1'49.769 | 189,6 | 9:23'54.561 |
| 3 | 28.129 | 26.781 | 27.264 | 27.397 | 1'49.571 | 193,3 | 9:25'44.132 |
| 4 | 28.094 | 26.638 | 26.913 | 27.294 | 1'48.939 | 190,3 | 9:27'33.071 |
| 5 | 28.184 | 26.606 | 26.831 | 27.333 | 1'48.954 | 190,6 | 9:29'22.025 |
| 6 | 28.082 | 27.372 | 29.314 | | | 187,7 | |

21/07/2024 P = Pits In/Out - C = Lap Time Cancelled

These data/results cannot be reproduced, stored and/or transmitted in whole or in part by any manner of electronic, mechanical, photocopying, recording, broadcasting or otherwise now known or herein after developed without the previous express consent by the copyright owner, except for reproduction in daily press and regular printed publications on sale to the public within 60 days of the event related to those data/results and always provided that copyright symbol appears together as follows below.

© DORNA WSBK ORGANIZATION Srl 2024

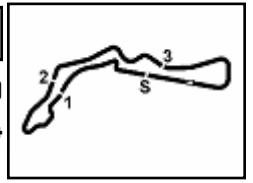


Czech Round, 19–21 July 2024
Best Laps & Speeds

| No. | Rider Bike | Nat | Best Lap | | FP | | SP | | WUP1 | | RC1 | | WUP2 | | | | |
|-----|---|-----|-----------------------------|-----|-----------------------------|-----|-----------------------------------|-----|-----------------------------------|-----|------------------------------------|-----|----------------------------|-----|--|--|--|
| | | | LL | SPD | LL | SPD | LL | SPD | LL | SPD | LL | SPD | LL | SPD | | | |
| 1 | 58 I. IGLESIAS BRAVO Kawasaki Ninja 400 | ESP | 1'45.589 43 202,2 | | 1'45.589 12 195,7 | | 1'46.531 11 202,2 | | 1'46.319 4 197,5 | | 1'46.113 12 201,5 | | 1'45.961 4 198,2 | | | | |
| 2 | 50 C. THOMPSON Kawasaki Ninja 400 | AUS | 1'45.666 43 200,7 | | 1'46.080 12 196,4 | | 1'46.323 11 193,0 | | 1'46.754 4 196,8 | | 1'45.666 12 200,7 | | 1'46.108 4 195,7 | | | | |
| 3 | 26 M. GENNAI Kawasaki Ninja 400 | ITA | 1'45.746 43 203,3 | | 1'46.593 9 201,5 | | 1'46.366 12 199,3 | | 1'46.894 6 197,1 | | 1'45.746 12 203,3 | | 1'46.627 4 197,1 | | | | |
| 4 | 69 D. SVENDSEN KTM RC 390 R | DEN | 1'45.818 45 204,1 | | 1'47.250 12 202,2 | | 1'47.329 11 204,1 | | 1'46.673 6 198,9 | | 1'45.818 12 202,2 | | 1'46.900 4 197,1 | | | | |
| 5 | 1 J. BUIS KTM RC 390 R | NED | 1'46.031 41 203,3 | | 1'46.961 10 199,6 | | 1'46.865 9 202,6 | | 1'46.031 6 203,3 | | 1'46.272 12 200,7 | | 1'46.098 4 197,5 | | | | |
| 6 | 7 L. VENEMAN Kawasaki Ninja 400 | NED | 1'46.047 46 204,9 | | 1'46.952 12 200,0 | | 1'46.137 12 204,9 | | 1'46.509 6 195,7 | | 1'46.047 12 203,0 | | 1'46.626 4 197,5 | | | | |
| 7 | 22 M. GARCIA Kove 321 RR-S | ESP | 1'46.168 40 204,5 | | 1'46.700 9 197,8 | | 1'46.822 9 201,1 | | 1'47.235 5 191,3 | | 1'46.168 12 204,5 | | 1'47.329 5 193,3 | | | | |
| 8 | 56 G. PRATAMA Yamaha YZF-R3 | INA | 1'46.198 40 204,1 | | 1'46.920 10 199,6 | | 1'46.688 7 201,5 | | 1'46.546 6 198,9 | | 1'46.198 12 204,1 | | 1'46.239 5 201,1 | | | | |
| 9 | 57 A. MAHENDRA Yamaha YZF-R3 | INA | 1'46.220 41 204,1 | | 1'46.533 12 196,8 | | 1'46.983 8 204,1 | | 1'46.240 4 195,4 | | 1'46.220 12 204,1 | | 1'46.229 5 194,3 | | | | |
| 10 | 38 D. SALVADOR Yamaha YZF-R3 | ESP | 1'46.269 42 200,4 | | 1'47.197 13 192,3 | | 1'47.320 6 196,8 | | 1'46.269 6 199,3 | | 1'46.565 12 200,4 | | 1'46.524 5 195,4 | | | | |
| 11 | 9 E. ERCOLANI Yamaha YZF-R3 | ITA | 1'46.294 44 201,5 | | 1'48.258 11 191,0 | | 1'47.860 12 201,5 | | 1'47.005 5 197,8 | | 1'46.294 12 199,6 | | 1'47.102 4 191,3 | | | | |
| 12 | 47 F. SEABRIGHT Kawasaki Ninja 400 | GBR | 1'46.296 47 203,3 | | 1'46.954 11 201,5 | | 1'46.513 13 202,6 | | 1'46.296 6 194,7 | | 1'46.679 12 203,3 | | 1'47.990 5 194,0 | | | | |
| 13 | 66 P. TONN KTM RC 390 R | GER | 1'46.308 45 204,9 | | 1'47.732 11 200,0 | | 1'48.255 11 203,3 | | 1'46.712 6 200,7 | | 1'46.308 12 204,9 | | 1'47.382 5 196,4 | | | | |
| 14 | 91 M. VANNUCCI Yamaha YZF-R3 | ITA | 1'46.321 34 203,0 | | 1'46.944 11 201,1 | | 1'46.908 11 193,7 | | 1'46.766 4 201,5 | | 1'46.321 3 203,0 | | 1'46.369 5 192,6 | | | | |
| 15 | 43 M. GAGGI Yamaha YZF-R3 | ITA | 1'46.335 38 203,3 | | 1'46.671 9 199,6 | | 1'46.335 6 201,5 | | 1'47.129 6 203,3 | | 1'46.339 12 203,0 | | 1'47.016 5 192,3 | | | | |
| 16 | 77 J. OSUNA SAEZ Kawasaki Ninja 400 | ESP | 1'46.380 44 203,3 | | 1'46.677 10 193,7 | | 1'46.671 12 196,8 | | 1'46.782 6 200,0 | | 1'46.380 12 203,3 | | 1'46.747 4 197,1 | | | | |
| 17 | 8 B. IERACI Kawasaki Ninja 400 | ITA | 1'46.411 41 203,3 | | 1'47.354 12 201,5 | | 1'48.292 7 203,3 | | 1'46.555 6 198,9 | | 1'46.411 12 203,3 | | 1'46.639 4 197,1 | | | | |
| 18 | 99 H. MAIER Yamaha YZF-R3 | BRA | 1'46.446 46 201,5 | | 1'47.182 13 193,7 | | 1'47.995 10 197,1 | | 1'47.473 6 193,7 | | 1'46.446 12 201,5 | | 1'47.820 5 199,3 | | | | |
| 19 | 62 K. FONTAINHA Yamaha YZF-R3 | BRA | 1'46.450 40 201,1 | | 1'48.232 11 192,3 | | 1'47.642 7 196,8 | | 1'47.145 6 197,5 | | 1'46.450 12 201,1 | | 1'47.660 4 193,7 | | | | |
| 20 | 31 E. BARTOLINI Yamaha YZF-R3 | ITA | 1'46.506 44 205,6 | | 1'47.840 12 198,2 | | 1'48.020 11 204,5 | | 1'46.667 5 200,4 | | 1'46.506 12 205,6 | | 1'46.782 4 196,8 | | | | |
| 21 | 23 S. DI SORA Yamaha YZF-R3 | FRA | 1'46.690 43 203,3 | | 1'47.999 11 200,4 | | 1'48.823 12 200,0 | | 1'49.438 6 195,4 | | 1'46.690 10 203,3 | | 1'48.075 4 194,7 | | | | |
| 22 | 80 G. MANSO Yamaha YZF-R3 | BRA | 1'46.772 46 201,1 | | 1'48.955 11 193,3 | | 1'47.077 12 196,8 | | 1'47.191 6 201,1 | | 1'46.772 12 201,1 | | 1'48.121 5 192,0 | | | | |
| 23 | 48 J. GARCIA GONZALEZ Kove 321 RR-S | ESP | 1'47.032 37 205,6 | | 1'48.232 10 201,1 | | 1'47.032 9 205,6 | | 1'47.191 1 197,1 | | 1'47.400 12 201,8 | | 1'47.598 5 201,1 | | | | |
| 24 | 17 R. BIJMAN Kawasaki Ninja 400 | NED | 1'46.932 39 200,4 | | 1'48.354 11 195,4 | | 1'47.930 8 197,1 | | 1'47.149 6 197,8 | | 1'47.300 9 200,4 | | 1'46.932 5 190,3 | | | | |
| 25 | 55 U. CALATAYUD Yamaha YZF-R3 | ESP | 1'46.796 48 204,5 | | 1'47.181 12 198,2 | | 1'47.352 13 203,7 | | 1'47.223 6 196,1 | | 1'47.266 12 204,5 | | 1'46.796 5 197,8 | | | | |

21/07/2024
These data/results cannot be reproduced, stored and/or transmitted in whole or in part by any manner of electronic, mechanical, photocopying, recording, broadcasting or otherwise now known or herein after developed without the previous express consent by the copyright owner, except for reproduction in daily press and regular printed publications on sale to the public within 60 days of the event related to those data/results and always provided that copyright symbol appears together as follows below.
© DORNA WSBK ORGANIZATION Srl 2024





Czech Round, 19–21 July 2024
Best Laps & Speeds

| No. | Rider Bike | Nat | Best Lap | | FP | | SP | | WUP1 | | RC1 | | WUP2 | | | | | |
|-----|---|-----|-----------------|-------|----------|-------|-----------------|--------------|-----------------|-------|-----------------|--------------|-----------------|-------|--|--|--|--|
| | | | LL | SPD | LL | SPD | LL | SPD | LL | SPD | LL | SPD | LL | SPD | | | | |
| 26 | 86 D. TURECEK Kawasaki Ninja 400 | CZE | 1'47.495 | | 1'49.957 | | 1'48.960 | | 1'48.838 | | 1'47.495 | | 1'48.939 | | | | | |
| | | | 42 | 201,5 | 8 | 191,3 | 13 | 201,5 | 5 | 195,7 | 12 | 200,7 | 4 | 193,3 | | | | |
| 27 | 11 F. NOVOTNY Kawasaki Ninja 400 | CZE | 1'47.594 | | 1'48.414 | | 1'48.883 | | 1'47.652 | | 1'47.594 | | 1'48.563 | | | | | |
| | | | 45 | 199,6 | 13 | 199,3 | 13 | 197,1 | 3 | 197,5 | 12 | 199,6 | 4 | 194,0 | | | | |
| 28 | 85 K. SABATUCCI Kawasaki Ninja 400 | ITA | 1'47.940 | | 1'48.771 | | 1'48.407 | | 1'48.324 | | 1'47.940 | | 1'48.291 | | | | | |
| | | | 49 | 199,6 | 14 | 196,4 | 12 | 194,0 | 6 | 197,5 | 12 | 199,6 | 5 | 194,0 | | | | |
| 29 | 41 R. TRAGNI Yamaha YZF-R3 | ITA | 1'47.988 | | 1'48.435 | | 1'48.726 | | 1'48.721 | | 1'47.988 | | 1'48.656 | | | | | |
| | | | 45 | 198,9 | 11 | 194,3 | 12 | 195,0 | 6 | 194,3 | 12 | 198,9 | 4 | 196,1 | | | | |
| 30 | 27 C. CLARK Kawasaki Ninja 400 | USA | 1'48.004 | | 1'48.739 | | 1'48.540 | | 1'48.004 | | 1'48.167 | | 1'49.013 | | | | | |
| | | | 45 | 201,8 | 11 | 195,0 | 13 | 201,8 | 5 | 201,5 | 12 | 200,7 | 4 | 196,4 | | | | |
| 31 | 25 M. MARTELLA Kawasaki Ninja 400 | ITA | 1'47.993 | | 1'48.801 | | 1'48.511 | | 1'48.092 | | 1'48.005 | | 1'47.993 | | | | | |
| | | | 40 | 199,6 | 11 | 196,1 | 7 | 198,9 | 5 | 195,7 | 12 | 199,6 | 5 | 197,5 | | | | |
| 32 | 29 G. ZANNINI Kawasaki Ninja 400 | ITA | 1'48.054 | | 1'49.298 | | 1'49.011 | | 1'48.357 | | 1'48.054 | | 1'48.171 | | | | | |
| | | | 45 | 202,2 | 12 | 197,8 | 11 | 202,2 | 6 | 199,3 | 12 | 200,7 | 4 | 196,1 | | | | |
| 33 | 14 K. QUINTAL Kawasaki Ninja 400 | IND | 1'48.686 | | 1'49.565 | | 1'49.143 | | 1'48.747 | | 1'48.942 | | 1'48.686 | | | | | |
| | | | 43 | 197,1 | 11 | 193,3 | 12 | 197,1 | 3 | 194,3 | 12 | 196,8 | 5 | 194,3 | | | | |
| 34 | 71 I. BOLANO HERNANDEZ Kawasaki Ninja 400 | ESP | 1'49.668 | | 1'52.208 | | 1'49.668 | | | | | | | | | | | |
| | | | 16 | 197,5 | 9 | 190,0 | 7 | 197,5 | | | | | | | | | | |

21/07/2024

These data/results cannot be reproduced, stored and/or transmitted in whole or in part by any manner of electronic, mechanical, photocopying, recording, broadcasting or otherwise now known or herein after developed without the previous express consent by the copyright owner, except for reproduction in daily press and regular printed publications on sale to the public within 60 days of the event related to those data/results and always provided that copyright symbol appears together as follows below.

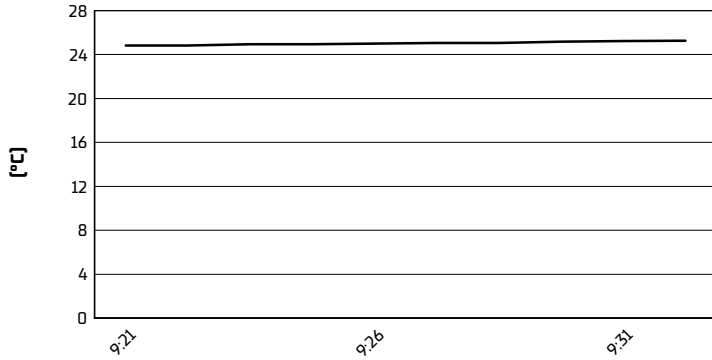
© DORNA WSBK ORGANIZATION Srl 2024

Czech Round, 19-21 July 2024


Weather Report Warm Up 2

Session started 09:20 - Session ended 9:32


Air Temperature




Track Temperature




Air Pressure



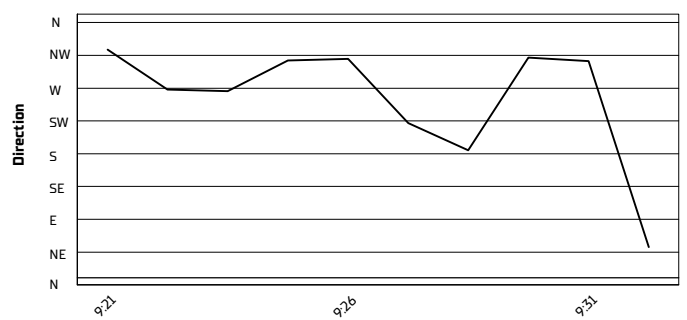
Humidity



Wind Speed



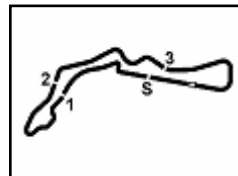
Wind Direction



21/07/2024

These data/results cannot be reproduced, stored and/or transmitted in whole or in part by any manner of electronic, mechanical, photocopying, recording, broadcasting or otherwise now known or herein after developed without the previous express consent by the copyright owner, except for reproduction in daily press and regular printed publications on sale to the public within 60 days of the event related to those data/results and always provided that copyright symbol appears together as follows below.

© DORNA WSBK ORGANIZATION Srl 2024



Autodrom Most 4.212 m

Czech Round, 19-21 July 2024

Starting Grid - Race 2 (12 Laps x 4,212 km = 50,544 km)

| | | | | | | |
|----|----|--|----|---|----|---|
| 1 | 1 | 50 THOMPSON C. Kawasaki 1'45.666 RC1 | 2 | 26 GENNAI M. Kawasaki 1'45.746 RC1 | 3 | 69 SVENDSEN O. KTM 1'45.818 RC1 |
| 2 | 4 | 7 VENEMAN L. Kawasaki 1'46.047 RC1 | 5 | 58 IGLESIAS BRAVO I Kawasaki 1'46.113 RC1 | 6 | 22 GARCIA M. Kove 1'46.168 RC1 |
| 3 | 7 | 56 PRATAMA G. Yamaha 1'46.198 RC1 | 8 | 57 MAHENDRA A. Yamaha 1'46.220 RC1 | 9 | 1 BUIS J. KTM 1'46.272 RC1 |
| 4 | 10 | 43 GAGGI M. Yamaha 1'46.335 SP | 11 | 47 SEABRIGHT F. Kawasaki 1'46.513 SP | 12 | 77 OSUNA SAEZ J. Kawasaki 1'46.671 SP |
| 5 | 13 | 91 VANNUCCI M. Yamaha 1'46.908 SP | 14 | 48 GARCIA GONZALEZ Kove 1'47.032 SP | 15 | 80 MANSO G. Yamaha 1'47.077 SP |
| 6 | 16 | 38 SALVADOR D. Yamaha 1'47.320 SP | 17 | 55 CALATAYUD U. Yamaha 1'47.352 SP | 18 | 62 FONTAINHA K. Yamaha 1'47.642 SP |
| 7 | 19 | 9 ERCOLANI E. Yamaha 1'47.860 SP | 20 | 17 BIJMAN R. Kawasaki 1'47.930 SP | 21 | 99 MAIER H. Yamaha 1'47.995 SP |
| 8 | 22 | 31 BARTOLINI E. Yamaha 1'48.020 SP | 23 | 66 TONN P. KTM 1'48.255 SP | 24 | 8 IERACI B. Kawasaki 1'48.292 SP |
| 9 | 25 | 85 SABATUCCI K. Kawasaki 1'48.407 SP | 26 | 25 MARTELLA M. Kawasaki 1'48.511 SP | 27 | 27 CLARK C. Kawasaki 1'48.540 SP |
| 10 | 28 | 41 TRAGNI R. Yamaha 1'48.726 SP | 29 | 23 DI SORA S. Yamaha 1'48.823 SP | 30 | 11 NOVOTNY F. Kawasaki 1'48.883 SP |
| 11 | 31 | 86 TURECEK D. Kawasaki 1'48.960 SP | 32 | 29 ZANNINI G. Kawasaki 1'49.011 SP | 33 | 14 QUINTAL K. Kawasaki 1'49.143 SP |

21/07/2024 The Race Director

These data/results cannot be reproduced, stored and/or transmitted in whole or in part by any manner of electronic, mechanical, photocopying, recording, broadcasting or otherwise now known or herein after developed without the previous express consent by the copyright owner, except for reproduction in daily press and regular printed publications on sale to the public within 60 days of the event related to those data/results and always provided that copyright symbol appears together as follows below. © DORNA WSBK ORGANIZATION Srl 2024

