

Estoril Round, 11-13 October 2024

Results Race 1

Laps 21 = 87,822 Km - Time of Race 34'15.509 - Avg. 153,811 km/h

1 / 2

Pos	Grid	No. Rider	Nat	Team	Bike	Class	LL	Gap	Rel.	Fastest Lap	Speed	Qualifying	Speed
1	1	54 T. RAZGATLIOGLU	TUR	ROKIT BMW Motorrad WorldSBK Team	BMW M 1000 RR		21			1'37.149	319,5	1'52.430	305,9
2	5	11 N. BULEGA	ITA	Aruba.it Racing - Ducati	Ducati Panigale V4R		21	9.221	9.221	1'37.406	322,4	1'53.429	300,0
3	14	7 I. LECUONA	ESP	Team HRC	Honda CBR1000 RR-R		21	11.020	1.799	1'37.584	316,7	1'54.678	298,3
4	9	22 A. LOWES	GBR	Kawasaki Racing Team WorldSBK	Kawasaki ZX-10RR		21	11.973	0.953	1'37.830	315,8	1'53.937	298,3
5	3	65 J. REA	GBR	Pata Prometeon Yamaha	Yamaha YZF R1		21	14.018	2.045	1'37.922	308,6	1'52.939	300,0
6	17	31 G. GERLOFF	USA	Bonovo Action BMW	BMW M 1000 RR		21	17.727	3.709	1'37.920	317,6	1'55.887	301,7
7	6	60 M. VAN DER MARK	NED	ROKIT BMW Motorrad WorldSBK Team	BMW M 1000 RR		21	19.250	1.523	1'38.009	315,8	1'53.628	295,9
8	13	97 X. VIERGE	ESP	Team HRC	Honda CBR1000 RR-R		21	23.589	4.339	1'38.075	319,5	1'54.575	301,7
9	12	29 A. IANNONE	ITA	Team GoEleven	Ducati Panigale V4R	IND	21	24.239	0.650	1'38.296	315,8	1'54.516	307,7
10	23	53 T. RABAT	ESP	Kawasaki Puccetti Racing	Kawasaki ZX-10RR	IND	21	30.893	6.654	1'38.520	319,5	1'58.407	292,7
11	15	21 M. RINALDI	ITA	Team Motocorsa Racing	Ducati Panigale V4R	IND	21	30.943	0.050	1'38.726	316,7	1'55.252	299,2
12	19	45 S. REDDING	GBR	Bonovo Action BMW	BMW M 1000 RR		21	31.476	0.533	1'38.505	316,7	1'56.764	298,3
13	7	14 S. LOWES	GBR	ELF Marc VDS Racing Team	Ducati Panigale V4R	IND	21	31.702	0.226	1'38.688	312,1	1'53.673	295,9
14	18	77 D. AEGERTER	SUI	GYTR GRT Yamaha WorldSBK Team	Yamaha YZF R1		21	34.886	3.184	1'38.778	313,0	1'56.346	297,5
15	22	75 I. LOPES	POR	PETRONAS MIE Racing Honda	Honda CBR1000 RR-R	IND	21	47.016	12.130	1'39.544	305,1	1'58.107	295,9
16	21	28 B. RAY	GBR	Yamaha Motoxrcing WorldSBK Team	Yamaha YZF R1	IND	21	48.226	1.210	1'38.909	309,5	1'57.941	295,1
17	24	5 P. DETTL	GER	GMT94 Yamaha	Yamaha YZF R1	IND	21	51.000	2.774	1'39.549	306,8	2'00.479	285,7
18	8	95 T. MACKENZIE	GBR	PETRONAS MIE Racing Honda	Honda CBR1000 RR-R	IND	21	55.393	4.393	1'39.661	311,2	1'53.796	298,3
19	11	1 A. BAUTISTA	ESP	Aruba.it Racing - Ducati	Ducati Panigale V4R		19	2 Laps	2 Laps	1'37.461	321,4	1'54.239	295,9
20	20	91 L. BERNARDI	SMR	Yamaha Motoxrcing WorldSBK Team	Yamaha YZF R1	IND	18	3 Laps	1 Lap	1'40.509	300,0	1'57.623	281,3
-----Not Classified-----													
RET	4	55 A. LOCATELLI	ITA	Pata Prometeon Yamaha	Yamaha YZF R1		14	7 Laps		1'37.708	307,7	1'53.357	296,7
RET	2	9 D. PETRUCCI	ITA	Barni Spark Racing Team	Ducati Panigale V4R	IND	6	15 Laps		1'38.080	314,9	1'52.512	305,9
RET	10	47 A. BASSANI	ITA	Kawasaki Racing Team WorldSBK	Kawasaki ZX-10RR		6	15 Laps		1'37.881	315,8	1'54.049	305,9
RET	16	87 R. GARDNER	AUS	GYTR GRT Yamaha WorldSBK Team	Yamaha YZF R1		1	20 Laps			305,1	1'55.262	298,3

AIR	Humidity:	89%	Temp:	21°C
TRACK	Condition:	Dry	Temp:	29°C

Records	Pole [SP]	2022	J.Rea	1'35.346	157,901 Km/h
	Race [RC1]	2022	J.Rea	1'36.204	156,492 Km/h
	All Times [SP]	2022	J.Rea	1'35.346	157,901 Km/h
Race Fastest Lap		Lap 9	T.Razgatioglu	1'37.149	154,970 Km/h

LAP LEADERS					
No. Rider	From	To	Laps	Total	
9 D. PETRUCCI	1	1	1	1	
55 A. LOCATELLI	2	4	3	3	
54 T. RAZGATLIOGLU	5	21	17	17	

TOTAL LEADER LAPS					
No. Rider	Laps				
54 T. RAZGATLIOGLU	207	55 A. LOCATELLI	8		
11 N. BULEGA	98	14 S. LOWES	5		
9 D. PETRUCCI	57	87 R. GARDNER	5		
1 A. BAUTISTA	56	31 G. GERLOFF	4		
29 A. IANNONE	28				
22 A. LOWES	21				
24 N. SPINELLI	14				
60 M. VAN DER MARK	13				

12/10/2024 14:00 14:37 The results are provisional until the end of the time limit for protests and appeals and the completion of the technical checks.

These data/results cannot be reproduced, stored and/or transmitted in whole or in part by any manner of electronic, mechanical, photocopying, recording, broadcasting or otherwise now known or herein after developed without the previous express consent by the copyright owner, except for reproduction in daily press and regular printed publications on sale to the public within 60 days of the event related to those data/results and always provided that copyright symbol appears together as follows below.

© DORNA WSBK ORGANIZATION Srl 2024

Estoril Round, 11-13 October 2024
Results Race 1

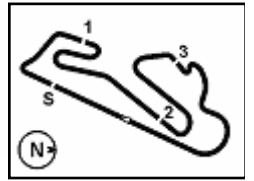
Race Highlights

Time	No. Rider	Description
12.45.00		Official Ambient Air Temperature 21.3°C - Humidity 91% - Atmospheric Pressure 1006.8mbar
13.38.01		Patches of Water in Turn(s): 1
13.40.00		Sighting Lap Started
13.57.58		Warm Up Lap Started
14.00.39		Start of Session
14.02.25		No Jump Starts
14.03.42	87 R. GARDNER	#87 Crashed - Turn 9
14.04.24		Incident in turn 9 - Under Investigation
14.04.39	87 R. GARDNER	#87 Medical Centre
14.05.11	87 R. GARDNER	#87 Not Actively Competing
14.05.22		Incident in turn 9 - No further action
14.09.12	91 L. BERNARDI	#91 Entered Pit Lane
14.11.24	47 A. BASSANI	#47 Crashed - Turn 6
14.11.41	9 D. PETRUCCI	#9 Crashed - Turn 7
14.12.10	9 D. PETRUCCI	#9 Not Actively Competing
14.12.10	47 A. BASSANI	#47 Not Actively Competing
14.13.28	91 L. BERNARDI	#91 Exited Pit Lane
14.17.58	1 A. BAUTISTA	#1 On Asphalt - Rejoined - Turn 6
14.18.12	1 A. BAUTISTA	#1 Crashed - Turn 9
14.18.32	1 A. BAUTISTA	#1 Rejoined
14.19.16	1 A. BAUTISTA	#1 Entered Pit Lane
14.23.23	1 A. BAUTISTA	#1 Exited Pit Lane
14.23.30		2/3 of Race Distance Completed
14.24.39	55 A. LOCATELLI	#55 Crashed - Turn 7
14.25.43	55 A. LOCATELLI	#55 Not Actively Competing
14.36.00		2024 WorldSBK Best Independent Team: Barni Spark Racing Team
14.37.43		Results Confirmed
14.37.49		End of Session

12/10/2024 Start End The results are provisional until the end of the time limit for protests and appeals and the completion of the technical checks.

These data/results cannot be reproduced, stored and/or transmitted in whole or in part by any manner of electronic, mechanical, photocopying, recording, broadcasting or otherwise now known or herein after developed without the previous express consent by the copyright owner, except for reproduction in daily press and regular printed publications on sale to the public within 60 days of the event related to those data/results and always provided that copyright symbol appears together as follows below.

© DORNA WSBK ORGANIZATION Srl 2024



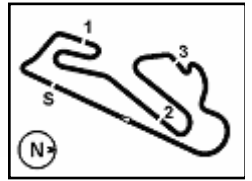
Estoril Round, 11-13 October 2024 Riders Standings

Rider	Points	Points From First	Points From Previous	February 25	March 24	April 21	June 16	July 14	July 21	August 11	September 8	September 22	September 29	October 13	October 20
				PHILLIP ISLAND	BARCELONA	ASSEN	MISANO	DONINGTON PARK	MOST	PORTIMAO	MAGNY-COURS	CREMONA CIRCUIT	ARAGON	ESTORIL	JEREZ
1 RAZGATLIOGLU Toprak (TUR)	439			11 7	25 16 12	20 25	25 25 12	25 25 12	25 25 12	25 25 12			20 20 9	25	
2 BULEGA Nicolo (ITA)	395	44		25 11 5	20 20 6	5 8 9	20 20 9	13 20 9	10 20 9	9 20 5	25 12	20 16 6	16 7	20	
3 BAUTISTA Alvaro (ESP)	333	106	62	1 20 6	16 25 7	16 20 12	16 16	16 11 4	13	20 4	20	16 20 4	13 25 12		
4 PETRUCCI Danilo (ITA)	277	162	56	8 16	9 11 3		7 10 1	9 10 1	20 6	16 11 9	16 20 7	25 25 12	11 10 4		
5 LOWES Alex (GBR)	277	162	0	13 25 12	10 10 5	11 7	11 13 7	20 16 5	7 7	11 16 7	13 9	11 9	9 9	13	
6 VAN DER MARK Michael (NED)	204	235	73	9 7	7 13 4	9 7 2	8	7 4	7 11 1	10 9 6	25 11 2	9 9	7 9 2	9	
7 IANNONE Andrea (ITA)	202	237	2	16 13	13 9	13	9 5 5	5	16 8 3	13 1	11 4	7	25 13 6	7	
8 LOCATELLI Andrea (ITA)	197	242	5	20 9	11 3 2	4 11 4	13 11 6	10 9 3	9 16 4	5 5	8 7	4 7 3	6 7		
9 GERLOFF Garrett (USA)	159	280	38	7 8	4 6	4	4	2 3	8 4	13 8	4 16 4	8 13 1	16 11 5	10	
10 GARDNER Remy (AUS)	140	299	19	4 4	1 9 1	13 16 6	10 8	6 5	11 13 5	6 4	10 6 1	6	1		
11 LECUONA Iker (ESP)	121	318	19		3		6 7 3	3 2	6	4 3	10 6 3	13 10 5	10 8 3	16	
12 VIERGE Xavi (ESP)	112	327	9	6 3	2 2	6 6		1	2 5	3 7 3	9 9 5	10 8 2	8 6 1	8	
13 REA Jonathan (GBR)	102	337	10		8	10 5	6 2	11 8 7	6 10 2	1 10			2 3	11	
14 REDDING Scott (GBR)	96	343	6	5	5	8	1 4	13 6	1 3	2	13 8 6	3 4	5 5	4	
15 BASSANI Axel (ITA)	88	351	8	4 5	6	7	5 9 4	4 6		8 1	5 5	11	4 4		
16 AEGERTER Dominique (SUI)	81	358	7	10 6 3	8 7	3 9		8 7	3	7 6 2				2	
17 RINALDI Michael Ruben (ITA)	66	373	15	2 10 1	5	3	2	1	5 9		7 1	7 3	3 2	5	
18 LOWES Sam (GBR)	48	391	18	3 9 2	4	10 3	3	2	4			5		3	
19 SPINELLI Nicholas (ITA)	25	414	23			25									
20 RABAT Tito (ESP)	22	417	3		1	1	2		2	2	2	6		6	
21 RAY Bradley (GBR)	11	428	11	1		1			1			5 2	1		
22 DELBIANCO Alessandro (ITA)	10	429	1								6 3	1			
23 MACKENZIE Tarran (GBR)	7	432	3			2 5									
24 OETTL Philipp (GER)	5	434	2	2		2	1								
25 PIRRO Michele (ITA)	3	436	2				3								
26 REITERBERGER Markus (GER)	3	436	0									2 1			

12/10/2024 First Line: Race 1 & 2 - Second Line: Tissot Superpole Race

These data/results cannot be reproduced, stored and/or transmitted in whole or in part by any manner of electronic, mechanical, photocopying, recording, broadcasting or otherwise now known or herein after developed without the previous express consent by the copyright owner, except for reproduction in daily press and regular printed publications on sale to the public within 60 days of the event related to those data/results and always provided that copyright symbol appears together as follows below.

© DORNA WSBK ORGANIZATION Srl 2024



	Points	Points From First	Points From Previous	February 25 PHILIP ISLAND	March 24 BARCELONA	April 21 ASSEN	June 16 MISANO	July 14 DONINGTON PARK	July 21 MOST	August 11 PORTIMAO	September 8 MAGNY-COURS	September 22 CREMONA CIRCUIT	September 29 ARAGON	October 13 ESTORIL	October 20 JEREZ			
27 LOPES Ivo (POR)	1	438	2											1				

12/10/2024

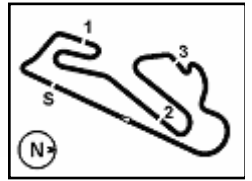
First Line: Race 1 & 2 - Second Line: Tissot Superpole Race

These data/results cannot be reproduced, stored and/or transmitted in whole or in part by any manner of electronic, mechanical, photocopying, recording, broadcasting or otherwise now known or herein after developed without the previous express consent by the copyright owner, except for reproduction in daily press and regular printed publications on sale to the public within 60 days of the event related to those data/results and always provided that copyright symbol appears together as follows below.

© DORNA WSBK ORGANIZATION Srl 2024

FICR PERUGIA TIMING





Estoril Round, 11-13 October 2024
Riders Standings

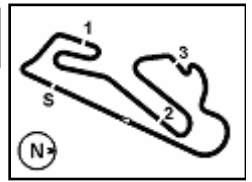
Points	Points From First	Points From Previous	Independent Riders															
			February 25 PHILIP ISLAND	March 24 BARCELONA	April 21 ASSEN	June 16 MISANO	July 14 DONINGTON PARK	July 21 MOST	August 11 PORTIMAO	September 8 MAGNY-COURS	September 22 CREMONA CIRCUIT	September 29 ARAGON	October 13 ESTORIL	October 20 JEREZ				
1	PETRUCCI Danilo (ITA)	277	8 16	9 11 3		7 10 1	9 10 1	20 6	16 11 9	16 20 7	25 25 12	11 10 4						
2	IANNONE Andrea (ITA)	202 75	16 13	13 9	13	9 5 5	5	16 8 3	13 1	11 4	7	25 13 6	7					
3	RINALDI Michael Ruben (ITA)	66 211 136	2 10 1	5	3	2	1	5 9		7 1	7 3	3 2	5					
4	LOWES Sam (GBR)	48 229 18	3 9 2	4	10 3	3	2	4			5		3					
5	SPINELLI Nicholas (ITA)	25 252 23			25													
6	RABAT Tito (ESP)	22 255 3		1	1	2		2	2	2	6		6					
7	RAY Bradley (GBR)	11 266 11	1		1			1			5 2	1						
8	MACKENZIE Tarran (GBR)	7 270 4			2 5													
9	QETTL Philipp (GER)	5 272 2	2		2	1												
10	LOPES Ivo (POR)	1 276 4											1					
11	DELBIANCO Alessandro (ITA)	1 276 0									1							

12/10/2024

First Line: Race 1 & 2 - Second Line: Tissot Superpole Race

These data/results cannot be reproduced, stored and/or transmitted in whole or in part by any manner of electronic, mechanical, photocopying, recording, broadcasting or otherwise now known or herein after developed without the previous express consent by the copyright owner, except for reproduction in daily press and regular printed publications on sale to the public within 60 days of the event related to those data/results and always provided that copyright symbol appears together as follows below.

© DORNA WSBK ORGANIZATION Srl 2024



Circuito Estoril 4.182 m

Estoril Round, 11–13 October 2024
Manufacturers Standings

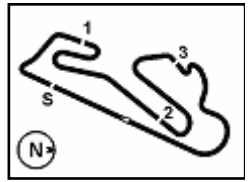
	Points	Points From First	Points From Previous	February 25 PHILIP ISLAND	March 24 BARCELONA	April 21 ASSEN	June 16 MISANO	July 14 DONINGTON PARK	July 21 MOST	August 11 PORTIMAO	September 8 MAGNY-COURS	September 22 CREMONA CIRCUIT	September 29 ARAGON	October 13 ESTORIL	October 20 JEREZ				
1 DUCATI	555			25 20 6	20 25 9	25 20 12	20 20 9	16 20 9	20 20 9	20 20 9	20 25 12	25 25 12	25 25 12	20					
2 BMW	518	37		11 8 7	25 16 12	20 25 2	25 25 12	25 25 12	25 25 12	25 25 12	25 16 6	9 13 1	20 20 9	25					
3 KAWASAKI	298	257	220	13 25 12	10 10 5	11 1 7	11 13 7	20 16 5	7 7	11 16 7	5 13 9	11 11 9	9 4	13					
4 YAMAHA	259	296	39	20 6 9	11 9 2	13 16 6	13 11 6	11 9 7	11 16 5	7 10 2	8 10 1	6 7 3	6 7	11					
5 HONDA	158	397	101	6 3	3 2	6 6	6 7 3	3 2	2 6	4 7 3	10 9 5	13 10 5	10 8 3	16					

12/10/2024 First Line: Race 1 & 2 - Second Line: Tissot Superpole Race

These data/results cannot be reproduced, stored and/or transmitted in whole or in part by any manner of electronic, mechanical, photocopying, recording, broadcasting or otherwise now known or herein after developed without the previous express consent by the copyright owner, except for reproduction in daily press and regular printed publications on sale to the public within 60 days of the event related to those data/results and always provided that copyright symbol appears together as follows below.

© DORNA WSBK ORGANIZATION Srl 2024





Estoril Round, 11-13 October 2024

Teams Standings

		February 25 PHILIP ISLAND	March 24 BARCELONA	April 21 ASSEN	June 16 MISANO	July 14 DONINGTON PARK	July 21 MOTEST	August 11 PORTIMAO	September 8 MAGNY-COURS	September 22 CREMONA CIRCUIT	September 29 ARAGON	October 13 ESTORIL	October 20 JEREZ					
1 Aruba.it Racing - Ducati	728																	
BULEGA Nicola	395	25 5	20 6	5 8	20 20	13 20	10 20	9 20	25 12	20 16	16 7	20						
BAUTISTA Alvaro	333	1 6	20 7	16 25	16 20	16 11	13	20 4	20	16 20	13 25							
PIRRO Michele					→													
2 ROKIT BMW Motorrad WorldSBK Team	646 [-82]																	
RAZGATLIOGLU Toprak	439	11 7	25 12	16 1	20 25	25 25	25 25	25 25	25 25		20 9	25						
VAN DER MARK Michael	204	9 7	7 13	9 7	8	7 4	7 11	10 9	25 11	9 9	7 9	9						
REITERBERGER Markus	3									2 1								
3 Kawasaki Racing Team WorldSBK	365 [-363]																	
LOWES Alex	277	13 12	25 5	10 10	11 7	11 13	20 16	7 7	11 16	13 9	11 9	9	13					
BASSANI Axel	88	4 5	6	7	5 9	4 6		8 1	5 5	11	4 4							
4 Barni Spark Racing Team	302 [-426]																	
PETRUCCI Danilo	277	8 16	9 11		7 10	9 10	20 6	16 11	16 20	25 25	11 10							
SPINELLI Nicholas	25			25														
5 Pata Prometeon Yamaha	299 [-429]																	
LOCATELLI Andrea	197	20 9	11 3	4 11	13 11	10 9	9 16	5 5	8 7	4 7	6 7							
REA Jonathan	102		8	10 5	6 2	11 8	6 10	1 10			2 3	11						
6 Bonovo Action BMW	255 [-473]																	
GERLOFF Garrett	159	7 8	4 6	4	4	2 3	8 4	13 8	4 16	8 13	16 11	10						
REDDING Scott	96	5	5	8	1 4	13 6	1 3	2	13 8	3 4	5 5	4						
7 Team HRC	233 [-495]																	
LECUONA Iker	121		3		6 7	3 2	6	4 3	10 6	13 10	10 8	16						
VIERGE Xavi	112	6 3	2 2	6 6		1	2 5	3 7	9 9	10 8	8 6	8						
8 GYTR GRT Yamaha WorldSBK Team	230 [-498]																	
GARDNER Remy	140	4 4	1 1	9 6	13 16	10 8	6 5	11 13	6 4	10 1	6	1						
AEGERTER Dominique	81	10 3	6 7	8 7	3 9	8 7	3	7 6				2						
DELBIANCO Alessandro	9								6 3									
9 Team GoEleven	202 [-526]																	
IANNONE Andrea	202	16 13	13 9	13	9 5	5	16 8	13 1	11 4	7	25 13	7						
10 Team Motocorsa Racing	66 [-662]																	
RINALDI Michael Ruben	66	2 1	10 5		3 2	1	5 9		7 1	7 3	3 2	5						
11 ELF Marc VDS Racing Team	48 [-680]																	

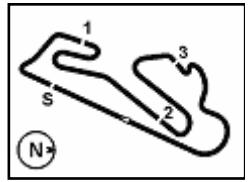
12/10/2024

These data/results cannot be reproduced, stored and/or transmitted in whole or in part by any manner of electronic, mechanical, photocopying, recording, broadcasting or otherwise now known or herein after developed without the previous express consent by the copyright owner, except for reproduction in daily press and regular printed publications on sale to the public within 60 days of the event related to those data/results and always provided that copyright symbol appears together as follows below.

© DORNA WSBK ORGANIZATION Srl 2024

FICR PERUGIA TIMING





Estoril Round, 11-13 October 2024

Teams Standings

		February 25 PHILIP ISLAND	March 24 BARCELONA	April 21 ASSEN	June 16 MISANO	July 14 DONINGTON PARK	July 21 MOST	August 11 PORTIMAO	September 8 MAGNY-COURS	September 22 CREMONA CIRCUIT	September 29 ARAGON	October 13 ESTORIL	October 20 JEREZ		
LOWES Sam	48	3 2	9	4	10 3	3	2	4		5		3			
12 Kawasaki Puccetti Racing	22														
RABAT Tito	22		1	1	2		2	2	2	6		6			
13 Yamaha Motoxrcing WorldSBK Team	12														
RAY Bradley	11		1	1			1			5	2	1			
DELBIANCO Alessandro	1									1					
14 PETRONAS MIE Racing Honda	8														
MACKENZIE Tarran	7			2	5										
LOPES Ivo	1											1			
15 GMT94 Yamaha	5														
OETTL Philipp	5		2		2	1									

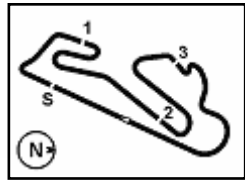
12/10/2024

These data/results cannot be reproduced, stored and/or transmitted in whole or in part by any manner of electronic, mechanical, photocopying, recording, broadcasting or otherwise now known or herein after developed without the previous express consent by the copyright owner, except for reproduction in daily press and regular printed publications on sale to the public within 60 days of the event related to those data/results and always provided that copyright symbol appears together as follows below.

© DORNA WSBK ORGANIZATION Srl 2024

FICR PERUGIA TIMING





Estoril Round, 11-13 October 2024

Teams Standings

	February 25 PHILLIP ISLAND	March 24 BARCELONA	April 21 ASSEN	June 16 MISANO	July 14 DONINGTON PARK	July 21 MOST	August 11 PORTIMAO	September 8 MAGNY-COURS	September 22 CREMONA CIRCUIT	September 29 ARAGON	October 13 ESTORIL	October 20 JEREZ					
--	-------------------------------	-----------------------	-------------------	-------------------	---------------------------	-----------------	-----------------------	----------------------------	---------------------------------	------------------------	-----------------------	---------------------	--	--	--	--	--

Referent Teams																	
1 Aruba.it Racing - Ducati 728																	
BULEGA Nicolo	395	25 5	11 20	20 6	5 8	20 9	13 20	10 20	9 20	25 12	20 16	16 7	20				
BAUTISTA Alvaro	333	1 6	20 25	16 7	16 12	16 16	16 11	13 4	20 4	20	16 20	13 12	25				
PIRRO Michele																	
2 ROKIT BMW Motorrad WorldSBK Team 646 [-82]																	
RAZGATLIOGLU Toprak	439	11 7	25 12	16 20	20 1	25 12	25 12	25 12	25 12			20 9	20 9	25			
VAN DER MARK Michael	204	9 7	7 13	13 4	9 2	7 8	7 4	7 11	10 9	25 11	9 9	7 9	9				
REITERBERGER Markus	3										2 1						
3 Kawasaki Racing Team WorldSBK 365 [-363]																	
LOWES Alex	277	13 12	25 10	10 5	11 7	11 13	20 16	7 5	11 16	13 9	11 9	9	13				
BASSANI Axel	88	4 5	5	6	7	5 9	4 6		8 1	5 5	11	4 4					
4 Pata Prometeon Yamaha 299 [-429]																	
LOCATELLI Andrea	197	20 9	11 2	3 11	4 4	13 11	10 9	9 16	5 5	8 7	4 7	6 7					
REA Jonathan	102		8	10	5	6	11 7	8 2	6 10	1 10		2 3	11				
5 Bonovo Action BMW 255 [-473]																	
GERLOFF Garrett	159	7 8	4 6		4	4	2 3	8 4	13 8	4 16	8 13	16 11	10				
REDDING Scott	96	5	5	8	1 4	13 6	1 3	2	13 6	8 8	3 4	5 5	4				
6 Team HRC 233 [-495]																	
LECUONA Iker	121		3		6 7	3 2		6	4 3	10 6	13 10	10 8	16				
VIERGE Xavi	112	6 3	2 2	6 6			1	2 5	3 7	9 9	10 8	8 6	8				
7 GYTR GRT Yamaha WorldSBK Team 230 [-498]																	
GARDNER Remy	140	4 4	1 9	13 16	10 8	6 5	11 13	6 4	10 5	6	1						
AEGERTER Dominique	81	10 3	6 7	8 7	3 9		8 7	3	7 6				2				
DELBIANCO Alessandro	9									6 3							

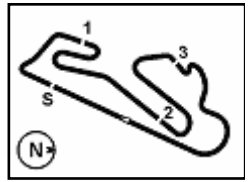
12/10/2024

These data/results cannot be reproduced, stored and/or transmitted in whole or in part by any manner of electronic, mechanical, photocopying, recording, broadcasting or otherwise now known or herein after developed without the previous express consent by the copyright owner, except for reproduction in daily press and regular printed publications on sale to the public within 60 days of the event related to those data/results and always provided that copyright symbol appears together as follows below.

© DORNA WSBK ORGANIZATION Srl 2024

FICR PERUGIA TIMING





Estoril Round, 11-13 October 2024

Teams Standings

	February 25 PHILLIP ISLAND	March 24 BARCELONA	April 21 ASSEN	June 16 MISANO	July 14 DONINGTON PARK	July 21 MOST	August 11 PORTIMAO	September 8 MAGNY-COURS	September 22 CREMONA CIRCUIT	September 29 ARAGON	October 13 ESTORIL	October 20 JEREZ	
--	-------------------------------	-----------------------	-------------------	-------------------	---------------------------	-----------------	-----------------------	----------------------------	---------------------------------	------------------------	-----------------------	---------------------	--

Independent Teams													
1 Barni Spark Racing Team 302													
PETRUCCI Danilo	277	8 16	9 11		7 10	9 10	20 6	16 9 11	16 20 7	25 25 12	11 10 4		
SPINELLI Nicholas	25			25									
2 Team GoEleven 202 [-100]													
IANNONE Andrea	202	16 13	13 9	13	9 5 5	5	16 8 3	13 1	11 4	7	25 13 6	7	
3 Team Motocorsa Racing 66 [-236]													
RINALDI Michael Ruben	66	2 10 1	5	3	2	1	5 9		7 1	7 3	3 2	5	
4 ELF Marc VDS Racing Team 48 [-254]													
LOWES Sam	48	3 9 2	4	10 3	3	2	4			5		3	
5 Kawasaki Puccetti Racing 22 [-280]													
RABAT Tito	22		1	1	2		2	2		2	6		6
6 Yamaha Motoxrcing WorldSBK Team 12 [-290]													
RAY Bradley	11		1	1			1			5 2	1		
DELBIANCO Alessandro	1									1			
7 PETRONAS MIE Racing Honda 8 [-294]													
MACKENZIE Tarran	7			2 5									
LOPES Ivo	1											1	
8 GMT94 Yamaha 5 [-297]													
OETTL Philipp	5	2		2	1								

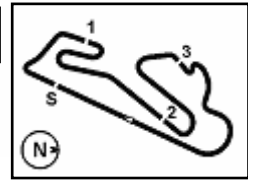
12/10/2024

These data/results cannot be reproduced, stored and/or transmitted in whole or in part by any manner of electronic, mechanical, photocopying, recording, broadcasting or otherwise now known or herein after developed without the previous express consent by the copyright owner, except for reproduction in daily press and regular printed publications on sale to the public within 60 days of the event related to those data/results and always provided that copyright symbol appears together as follows below.

© DORNA WSBK ORGANIZATION Srl 2024

FICR PERUGIA TIMING





Estoril Round, 11–13 October 2024
Pirelli Best Lap Award

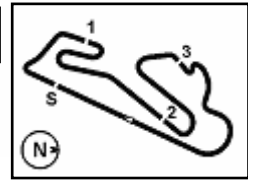
	Points	Points From First	Points From Previous	February 25	March 24	April 21	June 16	July 14	July 21	August 11	September 8	September 22	September 29	October 13	October 20			
				PHILLIP ISLAND	BARCELONA	ASSEN	MISANO	DONINGTON PARK	MOST	PORTIMAO	MAGNY-COURS	CREMONA CIRCUIT	ARAGON	ESTORIL	JEREZ			
1 RAZGATLIOGLU Toprak (TUR)	6					1	1	1	1									
2 BULEGA Nicolo (ITA)	6	0		1	1		1				1	1						
3 BAUTISTA Alvaro (ESP)	3	3	3							1	1		1					
4 IANNONE Andrea (ITA)	2	4	1									1	1					
5 LOCATELLI Andrea (ITA)	1	5	1								1							
6 VAN DER MARK Michael (NED)	1	5	0						1									
7 GARDNER Remy (AUS)	1	5	0			1												
8 LOWES Sam (GBR)	1	5	0		1													

12/10/2024

First Line: Race 1 & 2 - Second Line: Tissot Superpole Race

These data/results cannot be reproduced, stored and/or transmitted in whole or in part by any manner of electronic, mechanical, photocopying, recording, broadcasting or otherwise now known or herein after developed without the previous express consent by the copyright owner, except for reproduction in daily press and regular printed publications on sale to the public within 60 days of the event related to those data/results and always provided that copyright symbol appears together as follows below.

© DORNA WSBK ORGANIZATION Srl 2024



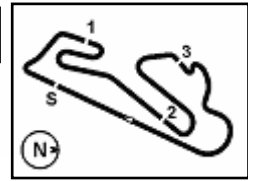
Estoril Round, 11-13 October 2024

Best Finish Award Race 1

Points	Points From First	Points From Previous	Races													
			February 25 PHILLIP ISLAND	March 24 BARCELONA	April 21 ASSEN	June 16 MISANO	July 14 DONINGTON PARK	July 21 MOST	August 11 PORTIMAO	September 8 MAGNY-COURS	September 22 CREMONA CIRCUIT	September 29 ARAGON	October 13 ESTORIL	October 20 JEREZ		
1 BAUTISTA	75		<u>11</u> 2	4	2 8	8 1	6	4	15	10 4						
Alvaro (ESP)			3 1	3	3 3	3 5	4	2	2	3 2						
2 LECUONA	73	2	4		4	5 4	6	11 9	12	4	3	11				
Iker (ESP)			13		10	13 14	10	12 13	6	4	6	3				
3 VAN DER MARK	65	10 8	9	2	6 2	8	7 4		4 3	8 9	2 1					
Michael (NED)			7	4	7 9	8	9 5		1 5	7 7	9 7					
4 GERLOFF	56	19 9	5 1	1 4	1 5	1		5 4	3	3 5	7	11				
Garrett (USA)			9 8	12 10	16 12	12		4 8	3	8 4	3	6				
5 REDDING	46	29 10	9	1	7	5 8		2		1 2	3 1	7				
Scott (GBR)			11	11	8	15 12		14		13 12	11 11	12				
6 OETTL	45	30 1	2	4	4	5 7	3 1	2		4 3	3	7				
Philipp (GER)			16	16	14	17 15	18 20	18		16 17	17	17				
7 PETRUCCI	45	30 0	4 4	3 2		3 3	6 3	4	7 1	5						
Daniilo (ITA)			8 3	7 5		9 6	7 6	2	3 2	1						
8 RINALDI	45	30 0	5			4 2		5	1 1	5	7 4	5 2	4			
Michael Ruben (ITA)			11			14 16		7	16 16	9	9 13	13 14	11			
9 BASSANI	44	31 1	3	5	7		4 6	2	4	7	4 2					
Axel (ITA)			12	10	9		12 10	16	8	5	12 12					
10 RABAT	42	33 2	2 1	2	7		3 1	2 4		5	2		13			
Tito (ESP)			18 16	15	15		17 19	17 14		14	10		10			
11 RAY	39	36 3	1	3	5 3	5 6	1	2 5	1			2	5			
Bradley (GBR)			15	18	15 17	18 17	16	19 15	17			15	16			
12 GARDNER	36	39 3	8	3	2 1	2	1	1	4 3	3	8					
Remy (AUS)			12	7	4 3	8	11	4	10 12	6	10					
13 IANNONE	35	40 1			7		8		5	9 2		1	3			
Andrea (ITA)					4		11		4	5 12		1	9			
14 AEGERTER	32	43 3	3	2	6 11		1	4	1				4			
Dominique (SUI)			10	9	13 7		9	13	9				14			
15 VIERGE	31	44 1	2	4 5	2 3	1		4			1	4	5			
Xavi (ESP)			10	14 14	10 10	16		11			6	8	8			
16 DELBIANCO	24	51 7								7 4	7 6					
Alessandro (ITA)										10 13	15 16					
17 NORRODIN	23	52 1	2	3 5	4 1	4	3		1							
Adam (MAS)			20	20 18	17 20	20	20		20							
18 MACKENZIE	22	53 1	2	6 5	3	2						3 1				
Tarran (GBR)			19	16 17	11	19						18 18				
19 REITERBERGER	20	55 2									11 9					
Markus (GER)											14 15					
20 LOPES	20	55 0							3 1	1	5 3		7			
Ivo (POR)									19 20	19	19 20		15			
21 REA	20	55 0		5			3	5 2	5							
Jonathan (GBR)				8			5	10 6	6							
22 LOWES	19	56 1	4	1			7 2						5			
Alex (GBR)			1	6			2 3						4			
23 LOCATELLI	19	56 0	4	4	1	2	1	1 3		1 1		1				
Andrea (ITA)			2	5	5	4	6	7 3		8 9		9				
24 BULEGA	14	61 5	5	2					3		1		3			
Nicolo (ITA)			5	2					2		3		2			

12/10/2024 First Line: Championship Standings - Second Line: Race Position - Underline: Best Finisher
 These data/results cannot be reproduced, stored and/or transmitted in whole or in part by any manner of electronic, mechanical, photocopying, recording, broadcasting or otherwise now known or herein after developed without the previous express consent by the copyright owner, except for reproduction in daily press and regular printed publications on sale to the public within 60 days of the event related to those data/results and always provided that copyright symbol appears together as follows below.
 © DORNA WSBK ORGANIZATION Srl 2024





Estoril Round, 11-13 October 2024
Best Finish Award Race 1

	Points	Points From First	Points From Previous	February 25 PHILLIP ISLAND	March 24 BARCELONA	April 21 ASSEN	June 16 MISANO	July 14 DONINGTON PARK	July 21 MOST	August 11 PORTIMAO	September 8 MAGNY-COURS	September 22 CREMONA CIRCUIT	September 29 ARAGON	October 13 ESTORIL	October 20 JEREZ			
25 RAZGATLIOGLU Toprak (TUR)	13	62	1	1 5		1 2	8 1						3 2					
26 SPINELLI Nicholas (ITA)	10	65	3			10 1												
27 PIRRO Michele (ITA)	6	69	4				6 13											
28 GILLIM Hayden (USA)	6	69	0					2 21	4 18									
29 MERCADO Leandro (ARG)	6	69	0					2 20	4 17									
30 BRIDEWELL Thomas (GBR)	5	70	1									5 18						
31 FRITZ Marvin (GER)	3	72	2									2 17	1 18					
32 SYHRIN Hafizh (MAS)	1	74	2						1 18									

12/10/2024

First Line: Championship Standings - Second Line: Race Position - Underline: Best Finisher

These data/results cannot be reproduced, stored and/or transmitted in whole or in part by any manner of electronic, mechanical, photocopying, recording, broadcasting or otherwise now known or herein after developed without the previous express consent by the copyright owner, except for reproduction in daily press and regular printed publications on sale to the public within 60 days of the event related to those data/results and always provided that copyright symbol appears together as follows below.

© DORNA WSBK ORGANIZATION Srl 2024

Estoril Round, 11-13 October 2024

Best Sectors & Speed Race 1

RESULTS				
1	54	T. RAZGATLIOGLU	BMW M 1000 RR	Laps 21
2	11	N. BULEGA	Ducati Panigale V4R	9.221
3	7	I. LECUONA	Honda CBR1000 RR-R	11.020
4	22	A. LOWES	Kawasaki ZX-10RR	11.973
5	65	J. REA	Yamaha YZF R1	14.018
6	31	G. GERLOFF	BMW M 1000 RR	17.727
7	60	M. VAN DER MARK	BMW M 1000 RR	19.250
8	97	X. VIERGE	Honda CBR1000 RR-R	23.589
9	29	A. IANNONE	Ducati Panigale V4R	24.239
10	53	T. RABAT	Kawasaki ZX-10RR	30.893
11	21	M. RINALDI	Ducati Panigale V4R	30.943
12	45	S. REDDING	BMW M 1000 RR	31.476
13	14	S. LOWES	Ducati Panigale V4R	31.702
14	77	D. AEGERTER	Yamaha YZF R1	34.886
15	75	I. LOPES	Honda CBR1000 RR-R	47.016
16	28	B. RAY	Yamaha YZF R1	48.226
17	5	P. OETTL	Yamaha YZF R1	51.000
18	95	T. MACKENZIE	Honda CBR1000 RR-R	55.393
19	1	A. BAUTISTA	Ducati Panigale V4R	2 Laps
20	91	L. BERNARDI	Yamaha YZF R1	3 Laps
RET	55	A. LOCATELLI	Yamaha YZF R1	7 Laps
RET	9	D. PETRUCCI	Ducati Panigale V4R	15 Laps
RET	47	A. BASSANI	Kawasaki ZX-10RR	15 Laps
RET	87	R. GARDNER	Yamaha YZF R1	20 Laps

SPEED				
1	11	N. BULEGA	Ducati Panigale V4R	322,4
2	1	A. BAUTISTA	Ducati Panigale V4R	321,4
3	54	T. RAZGATLIOGLU	BMW M 1000 RR	319,5
4	97	X. VIERGE	Honda CBR1000 RR-R	319,5
5	53	T. RABAT	Kawasaki ZX-10RR	319,5
6	31	G. GERLOFF	BMW M 1000 RR	317,6
7	45	S. REDDING	BMW M 1000 RR	316,7
8	7	I. LECUONA	Honda CBR1000 RR-R	316,7
9	21	M. RINALDI	Ducati Panigale V4R	316,7
10	22	A. LOWES	Kawasaki ZX-10RR	315,8
11	47	A. BASSANI	Kawasaki ZX-10RR	315,8
12	60	M. VAN DER MARK	BMW M 1000 RR	315,8
13	29	A. IANNONE	Ducati Panigale V4R	315,8
14	9	D. PETRUCCI	Ducati Panigale V4R	314,9
15	77	D. AEGERTER	Yamaha YZF R1	313,0
16	14	S. LOWES	Ducati Panigale V4R	312,1
17	95	T. MACKENZIE	Honda CBR1000 RR-R	311,2
18	28	B. RAY	Yamaha YZF R1	309,5
19	65	J. REA	Yamaha YZF R1	308,6
20	55	A. LOCATELLI	Yamaha YZF R1	307,7
21	5	P. OETTL	Yamaha YZF R1	306,8
22	87	R. GARDNER	Yamaha YZF R1	305,1
23	75	I. LOPES	Honda CBR1000 RR-R	305,1
24	91	L. BERNARDI	Yamaha YZF R1	300,0

SEG. 1			SEG. 2			SEG. 3			SEG. 4						
1	54	T. RAZGATLIOGLU	19.529	1	54	T. RAZGATLIOGLU	23.470	1	54	T. RAZGATLIOGLU	22.907	1	11	N. BULEGA	30.947
2	11	N. BULEGA	19.559	2	11	N. BULEGA	23.536	2	11	N. BULEGA	22.954	2	1	A. BAUTISTA	31.036
3	1	A. BAUTISTA	19.658	3	7	I. LECUONA	23.566	3	7	I. LECUONA	23.007	3	22	A. LOWES	31.048
4	55	A. LOCATELLI	19.664	4	1	A. BAUTISTA	23.578	4	55	A. LOCATELLI	23.021	4	47	A. BASSANI	31.049
5	60	M. VAN DER MARK	19.692	5	31	G. GERLOFF	23.588	5	1	A. BAUTISTA	23.026	5	65	J. REA	31.055
6	31	G. GERLOFF	19.704	6	47	A. BASSANI	23.595	6	22	A. LOWES	23.040	6	54	T. RAZGATLIOGLU	31.060
7	7	I. LECUONA	19.718	7	55	A. LOCATELLI	23.603	7	65	J. REA	23.047	7	7	I. LECUONA	31.082
8	9	D. PETRUCCI	19.751	8	22	A. LOWES	23.618	8	9	D. PETRUCCI	23.096	8	29	A. IANNONE	31.103
9	97	X. VIERGE	19.764	9	65	J. REA	23.622	9	97	X. VIERGE	23.119	9	60	M. VAN DER MARK	31.151
10	29	A. IANNONE	19.820	10	29	A. IANNONE	23.630	10	60	M. VAN DER MARK	23.131	10	31	G. GERLOFF	31.209
11	22	A. LOWES	19.822	11	9	D. PETRUCCI	23.640	11	21	M. RINALDI	23.169	11	53	T. RABAT	31.249
12	47	A. BASSANI	19.834	12	60	M. VAN DER MARK	23.663	12	45	S. REDDING	23.182	12	97	X. VIERGE	31.303
13	65	J. REA	19.865	13	97	X. VIERGE	23.717	13	31	G. GERLOFF	23.184	13	55	A. LOCATELLI	31.313
14	21	M. RINALDI	19.896	14	45	S. REDDING	23.732	14	47	A. BASSANI	23.190	14	9	D. PETRUCCI	31.315
15	28	B. RAY	19.906	15	14	S. LOWES	23.740	15	53	T. RABAT	23.229	15	87	R. GARDNER	31.342
16	45	S. REDDING	19.944	16	53	T. RABAT	23.790	16	29	A. IANNONE	23.257	16	14	S. LOWES	31.374
17	77	D. AEGERTER	19.966	17	77	D. AEGERTER	23.820	17	14	S. LOWES	23.285	17	45	S. REDDING	31.424
18	14	S. LOWES	19.991	18	28	B. RAY	23.939	18	87	R. GARDNER	23.303	18	21	M. RINALDI	31.438
19	5	P. OETTL	20.011	19	5	P. OETTL	23.948	19	77	D. AEGERTER	23.307	19	77	D. AEGERTER	31.502
20	53	T. RABAT	20.019	20	21	M. RINALDI	23.965	20	28	B. RAY	23.343	20	28	B. RAY	31.568
21	75	I. LOPES	20.020	21	75	I. LOPES	24.055	21	75	I. LOPES	23.454	21	95	T. MACKENZIE	31.733
22	95	T. MACKENZIE	20.091	22	95	T. MACKENZIE	24.080	22	5	P. OETTL	23.501	22	75	I. LOPES	31.783
23	91	L. BERNARDI	20.302	23	87	R. GARDNER	24.177	23	95	T. MACKENZIE	23.519	23	5	P. OETTL	31.799
24	87	R. GARDNER	20.395	24	91	L. BERNARDI	24.350	24	91	L. BERNARDI	23.624	24	91	L. BERNARDI	32.125

12/10/2024

These data/results cannot be reproduced, stored and/or transmitted in whole or in part by any manner of electronic, mechanical, photocopying, recording, broadcasting or otherwise now known or herein after developed without the previous express consent by the copyright owner, except for reproduction in daily press and regular printed publications on sale to the public within 60 days of the event related to those data/results and always provided that copyright symbol appears together as follows below.

© DORNA WSBK ORGANIZATION Srl 2024

Estoril Round, 11-13 October 2024

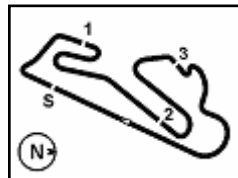
Lap Chart Race 1

1 / 4

	Lap																				
	1	2	3	4	5	6	7	8	9	10	11	12	13	14	15	16	17	18	19	20	21
1	9	55	55	55	54	54	54	54	54	54	54	54	54	54	54	54	54	54	54	54	54
2	55	9	54	54	55	55	1	1	1	1	11	11	11	11	11	11	11	11	11	11	11
3	65	54	9	9	1	1	55	55	55	11	55	55	55	55	7	7	7	7	7	7	7
4	54	65	65	1	9	65	11	11	11	55	7	7	7	7	22	22	22	22	22	22	22
5	11	11	1	65	65	11	65	65	7	7	22	22	22	22	65	65	65	65	65	65	65
6	22	1	22	22	22	9	22	7	22	22	65	65	65	65	60	60	60	60	60	31	31
7	1	22	47	11	11	22	7	22	65	65	60	60	60	60	97	31	31	31	31	60	60
8	47	47	11	47	47	47	60	60	60	60	97	97	97	97	31	97	97	97	97	97	97
9	29	29	60	7	7	7	97	97	97	97	31	31	31	31	29	29	29	29	29	29	29
10	60	60	7	60	60	60	31	31	31	31	29	29	29	53	53	53	53	53	53	53	53
11	97	97	29	97	97	97	29	29	29	29	53	53	53	53	45	45	45	45	21	21	21
12	21	7	97	29	29	29	21	21	53	53	21	45	45	45	21	21	21	21	45	45	45
13	14	21	31	31	31	31	53	53	21	21	45	21	21	21	14	14	14	14	14	14	14
14	7	31	21	21	21	21	45	45	45	45	14	14	14	14	77	77	77	77	77	77	77
15	31	45	45	45	45	45	14	14	14	14	77	77	77	77	75	75	75	75	75	75	75
16	45	14	14	14	14	53	77	77	77	77	28	28	75	75	28	28	28	28	28	28	28
17	87	77	53	53	53	14	28	28	28	28	75	75	28	28	5	5	5	5	5	5	5
18	77	53	77	77	77	77	75	75	75	75	95	95	95	5	95	95	95	95	95	95	95
19	95	75	75	75	28	28	95	95	95	95	5	5	5	95	1	1	1	1	1	1	1
20	75	95	95	28	75	75	5	5	5	5	1	1	1	1	91	91	91	91	91	91	91
21	53	28	28	95	95	95	91	91	91	91	91	91	91	91	91	91	91	91	91	91	91
22	28	5	5	5	5	5															
23	5	91	91	91	91	91															
24	91																				

Final Result		
1	54 T. RAZGATLIOGLU	Laps 21
2	11 N. BULEGA	9.221
3	7 I. LECUONA	11.020
4	22 A. LOWES	11.973
5	65 J. REA	14.018
6	31 G. GERLOFF	17.727
7	60 M. VAN DER MARK	19.250
8	97 X. VIERGE	23.589
9	29 A. IANNONE	24.239
10	53 T. RABAT	30.893
11	21 M. RINALDI	30.943
12	45 S. REDDING	31.476
13	14 S. LOWES	31.702
14	77 D. AEGERTER	34.886
15	75 I. LOPES	47.016
16	28 B. RAY	48.226
17	5 P. OETTL	51.000
18	95 T. MACKENZIE	55.393
19	1 A. BAUTISTA	2 Laps
20	91 L. BERNARDI	3 Laps
RET	55 A. LOCATELLI	7 Laps
RET	9 D. PETRUCCI	15 Laps
RET	47 A. BASSANI	15 Laps
RET	87 R. GARDNER	20 Laps

12/10/2024
 These data/results cannot be reproduced, stored and/or transmitted in whole or in part by any manner of electronic, mechanical, photocopying, recording, broadcasting or otherwise now known or herein after developed without the previous express consent by the copyright owner, except for reproduction in daily press and regular printed publications on sale to the public within 60 days of the event related to those data/results and always provided that copyright symbol appears together as follows below.
 © DORNA WSBK ORGANIZATION Srl 2024



Estoril Round, 11-13 October 2024

Lap Chart Race 1

Lap 1		
1	9 D.Petrucci	1'42.280
2	55 A.Locatelli	0.037
3	65 J.Rea	0.217
4	54 T.Razgatlioglu	0.309
5	11 N.Bulega	0.609
6	22 A.Lowes	0.976
7	1 A.Bautista	1.057
8	47 A.Bassani	1.658
9	29 A.Iannone	1.835
10	60 M.van der Mark	1.993
11	97 X.Vierge	2.409
12	21 M.Rinaldi	2.486
13	14 S.Lowes	2.643
14	7 I.Lecuona	2.768
15	31 G.Gerloff	2.882
16	45 S.Redding	3.165
17	87 R.Gardner	3.255
18	77 D.Aegerter	4.132
19	95 T.Mackenzie	4.404
20	75 I.Lopes	4.723
21	53 T.Rabat	4.725
22	28 B.Ray	4.880
23	5 P.Oettl	5.392
24	91 L.Bernardi	6.174

Lap 2		
1	55 A.Locatelli	3'20.025
2	9 D.Petrucci	0.335
3	54 T.Razgatlioglu	0.410
4	65 J.Rea	0.799
5	11 N.Bulega	0.969
6	1 A.Bautista	1.206
7	22 A.Lowes	1.657
8	47 A.Bassani	1.794
9	29 A.Iannone	2.882
10	60 M.van der Mark	2.938
11	97 X.Vierge	3.326
12	7 I.Lecuona	3.486
13	21 M.Rinaldi	3.940
14	31 G.Gerloff	3.994
15	45 S.Redding	4.622
16	14 S.Lowes	5.339
17	77 D.Aegerter	5.636
18	53 T.Rabat	6.141
19	75 I.Lopes	7.108
20	95 T.Mackenzie	7.285
21	28 B.Ray	7.404
22	5 P.Oettl	7.657
23	91 L.Bernardi	10.990

Lap 3		
1	55 A.Locatelli	4'57.927
2	54 T.Razgatlioglu	0.185
3	9 D.Petrucci	0.705
4	65 J.Rea	1.206
5	1 A.Bautista	1.304
6	22 A.Lowes	1.585
7	47 A.Bassani	2.173
8	11 N.Bulega	2.203
9	60 M.van der Mark	3.158
10	7 I.Lecuona	3.671
11	29 A.Iannone	3.889
12	97 X.Vierge	4.120
13	31 G.Gerloff	4.316
14	21 M.Rinaldi	5.053
15	45 S.Redding	5.239
16	14 S.Lowes	6.485
17	53 T.Rabat	7.222
18	77 D.Aegerter	7.241
19	75 I.Lopes	8.873
20	95 T.Mackenzie	9.196
21	28 B.Ray	9.366

22	5 P.Oettl	9.812
23	91 L.Bernardi	15.117

Lap 4		
1	55 A.Locatelli	6'36.252
2	54 T.Razgatlioglu	0.002
3	9 D.Petrucci	0.602
4	1 A.Bautista	0.611
5	65 J.Rea	1.024
6	22 A.Lowes	1.138
7	11 N.Bulega	1.335
8	47 A.Bassani	2.118
9	7 I.Lecuona	3.084
10	60 M.van der Mark	3.412
11	97 X.Vierge	4.390
12	29 A.Iannone	4.559
13	31 G.Gerloff	4.636
14	21 M.Rinaldi	5.754
15	45 S.Redding	6.282
16	14 S.Lowes	7.006
17	53 T.Rabat	7.432
18	77 D.Aegerter	8.311
19	75 I.Lopes	10.463
20	28 B.Ray	10.509
21	95 T.Mackenzie	10.757
22	5 P.Oettl	11.342
23	91 L.Bernardi	19.119

Lap 5		
1	54 T.Razgatlioglu	8'14.137
2	55 A.Locatelli	0.348
3	1 A.Bautista	0.691
4	9 D.Petrucci	1.431
5	65 J.Rea	1.612
6	22 A.Lowes	1.684
7	11 N.Bulega	1.718
8	47 A.Bassani	2.530
9	7 I.Lecuona	3.072
10	60 M.van der Mark	3.760
11	97 X.Vierge	4.644
12	29 A.Iannone	5.152
13	31 G.Gerloff	5.419
14	21 M.Rinaldi	7.346
15	45 S.Redding	7.574
16	14 S.Lowes	8.065
17	53 T.Rabat	8.243
18	77 D.Aegerter	9.631
19	28 B.Ray	11.539
20	75 I.Lopes	12.409
21	95 T.Mackenzie	12.644
22	5 P.Oettl	13.145
23	91 L.Bernardi	31.366

Lap 6		
1	54 T.Razgatlioglu	9'51.874
2	55 A.Locatelli	0.476
3	1 A.Bautista	0.628
4	65 J.Rea	2.161
5	11 N.Bulega	2.354
6	9 D.Petrucci	2.369
7	22 A.Lowes	2.567
8	47 A.Bassani	2.910
9	7 I.Lecuona	3.141
10	60 M.van der Mark	4.032
11	97 X.Vierge	4.982
12	29 A.Iannone	5.882
13	31 G.Gerloff	6.010
14	21 M.Rinaldi	8.849
15	45 S.Redding	9.314
16	53 T.Rabat	9.841
17	14 S.Lowes	10.277
18	77 D.Aegerter	11.087
19	28 B.Ray	12.743

20	75 I.Lopes	14.236
21	95 T.Mackenzie	14.568
22	5 P.Oettl	14.967
23	91 L.Bernardi	

Lap 7		
1	54 T.Razgatlioglu	11'29.404
2	1 A.Bautista	0.559
3	55 A.Locatelli	1.019
4	11 N.Bulega	2.305
5	65 J.Rea	3.042
6	22 A.Lowes	3.520
7	7 I.Lecuona	3.725
8	60 M.van der Mark	4.593
9	97 X.Vierge	5.691
10	31 G.Gerloff	6.955
11	29 A.Iannone	8.785
12	21 M.Rinaldi	10.448
13	53 T.Rabat	10.854
14	45 S.Redding	11.633
15	14 S.Lowes	11.924
16	77 D.Aegerter	12.666
17	28 B.Ray	14.427
18	75 I.Lopes	16.282
19	95 T.Mackenzie	16.782
20	5 P.Oettl	17.140
21	91 L.Bernardi	

Lap 8		
1	54 T.Razgatlioglu	13'06.937
2	1 A.Bautista	0.862
3	55 A.Locatelli	1.491
4	11 N.Bulega	2.263
5	65 J.Rea	3.680
6	7 I.Lecuona	3.776
7	22 A.Lowes	4.142
8	60 M.van der Mark	5.209
9	97 X.Vierge	6.384
10	31 G.Gerloff	8.288
11	29 A.Iannone	9.594
12	21 M.Rinaldi	11.753
13	53 T.Rabat	11.841
14	45 S.Redding	13.180
15	14 S.Lowes	13.602
16	77 D.Aegerter	14.238
17	28 B.Ray	15.803
18	75 I.Lopes	18.311
19	95 T.Mackenzie	19.262
20	5 P.Oettl	20.155
21	91 L.Bernardi	

Lap 9		
1	54 T.Razgatlioglu	14'44.086
2	1 A.Bautista	1.325
3	55 A.Locatelli	2.228
4	11 N.Bulega	2.520
5	7 I.Lecuona	5.158
6	22 A.Lowes	5.346
7	65 J.Rea	5.791
8	60 M.van der Mark	6.561
9	97 X.Vierge	7.719
10	31 G.Gerloff	9.145
11	29 A.Iannone	10.887
12	53 T.Rabat	13.863
13	21 M.Rinaldi	14.199
14	45 S.Redding	15.024
15	14 S.Lowes	15.627
16	77 D.Aegerter	16.220
17	28 B.Ray	18.391
18	75 I.Lopes	20.814
19	95 T.Mackenzie	22.295
20	5 P.Oettl	23.078
21	91 L.Bernardi	

Lap 10		
1	54 T.Razgatlioglu	16'21.250
2	1 A.Bautista	2.092
3	11 N.Bulega	3.120
4	55 A.Locatelli	3.173
5	7 I.Lecuona	6.079
6	22 A.Lowes	6.357
7	65 J.Rea	6.778
8	60 M.van der Mark	7.667
9	97 X.Vierge	8.895
10	31 G.Gerloff	10.558
11	29 A.Iannone	12.163
12	53 T.Rabat	15.776
13	21 M.Rinaldi	16.249
14	45 S.Redding	16.906
15	14 S.Lowes	17.662
16	77 D.Aegerter	18.062
17	28 B.Ray	20.783
18	75 I.Lopes	23.291
19	95 T.Mackenzie	25.088
20	5 P.Oettl	25.463
21	91 L.Bernardi	

Lap 11		
1	54 T.Razgatlioglu	17'58.542
2	11 N.Bulega	3.570
3	55 A.Locatelli	4.150
4	7 I.Lecuona	6.667
5	22 A.Lowes	7.183
6	65 J.Rea	7.616
7	60 M.van der Mark	8.813
8	97 X.Vierge	9.938
9	31 G.Gerloff	11.963
10	29 A.Iannone	13.167
11	53 T.Rabat	17.444
12	21 M.Rinaldi	18.205
13	45 S.Redding	18.471
14	14 S.Lowes	19.344
15	77 D.Aegerter	19.776
16	28 B.Ray	23.498
17	75 I.Lopes	25.750
18	95 T.Mackenzie	27.494
19	5 P.Oettl	27.867
20	1 A.Bautista	52.987
21	91 L.Bernardi	

Lap 12		
1	54 T.Razgatlioglu	19'36.090
2	11 N.Bulega	4.006
3	55 A.Locatelli	4.930
4	7 I.Lecuona	7.051
5	22 A.Lowes	7.503
6	65 J.Rea	8.156
7	60 M.van der Mark	9.591
8	97 X.Vierge	11.251
9	31 G.Gerloff	12.973
10	29 A.Iannone	15.497
11	53 T.Rabat	18.792
12	45 S.Redding	19.722
13	21 M.Rinaldi	20.071
14	14 S.Lowes	20.808
15	77 D.Aegerter	21.202
16	28 B.Ray	26.144
17	75 I.Lopes	27.954
18	95 T.Mackenzie	29.742
19	5 P.Oettl	30.066
20	1 A.Bautista	
21	91 L.Bernardi	

Lap 13		
1	54 T.Razgatlioglu	21'13.733

12/10/2024
These data/results cannot be reproduced, stored and/or transmitted in whole or in part by any manner of electronic, mechanical, photocopying, recording, broadcasting or otherwise now known or herein after developed without the previous express consent by the copyright owner, except for reproduction in daily press and regular printed publications on sale to the public within 60 days of the event related to those data/results and always provided that copyright symbol appears together as follows below.

© DORNA WSBK ORGANIZATION Srl 2024

Estoril Round, 11-13 October 2024

Lap Chart Race 1

2	11 N.Bulega	4.430
3	55 A.Locatelli	5.370
4	7 I.Lecuona	7.410
5	22 A.Lowes	7.783
6	65 J.Rea	8.643
7	60 M.van der Mark	10.490
8	97 X.Vierge	12.099
9	31 G.Gerloff	13.250
10	29 A.Iannone	16.811
11	53 T.Rabat	19.962
12	45 S.Redding	20.973
13	21 M.Rinaldi	21.431
14	14 S.Lowes	21.871
15	77 D.Aegerter	22.337
16	75 I.Lopes	29.855
17	28 B.Ray	30.981
18	95 T.Mackenzie	31.833
19	5 P.Oettl	32.137
20	1 A.Bautista	
21	91 L.Bernardi	

7	31 G.Gerloff	15.732
8	97 X.Vierge	16.038
9	29 A.Iannone	20.564
10	53 T.Rabat	24.104
11	45 S.Redding	24.442
12	21 M.Rinaldi	24.912
13	14 S.Lowes	25.748
14	77 D.Aegerter	26.111
15	75 I.Lopes	35.868
16	28 B.Ray	36.382
17	5 P.Oettl	38.566
18	95 T.Mackenzie	39.958
19	1 A.Bautista	
20	91 L.Bernardi	

14	77 D.Aegerter	30.603
15	75 I.Lopes	43.097
16	28 B.Ray	43.250
17	5 P.Oettl	45.960
18	95 T.Mackenzie	50.400
19	1 A.Bautista	

Lap 20

1	54 T.Razgatlioglu	32'37.571
2	11 N.Bulega	8.362
3	7 I.Lecuona	10.252
4	22 A.Lowes	10.924
5	65 J.Rea	12.980
6	31 G.Gerloff	17.417
7	60 M.van der Mark	18.031
8	97 X.Vierge	22.413
9	29 A.Iannone	23.874
10	53 T.Rabat	29.367
11	21 M.Rinaldi	29.716
12	45 S.Redding	30.210
13	14 S.Lowes	30.844
14	77 D.Aegerter	32.020
15	75 I.Lopes	45.216
16	28 B.Ray	45.665
17	5 P.Oettl	48.327
18	95 T.Mackenzie	53.091

Lap 21

1	54 T.Razgatlioglu	34'15.509
2	11 N.Bulega	9.221
3	7 I.Lecuona	11.020
4	22 A.Lowes	11.973
5	65 J.Rea	14.018
6	31 G.Gerloff	17.727
7	60 M.van der Mark	19.250
8	97 X.Vierge	23.589
9	29 A.Iannone	24.239
10	53 T.Rabat	30.893
11	21 M.Rinaldi	30.943
12	45 S.Redding	31.476
13	14 S.Lowes	31.702
14	77 D.Aegerter	34.886
15	75 I.Lopes	47.016
16	28 B.Ray	48.226
17	5 P.Oettl	51.000
18	95 T.Mackenzie	55.393

Lap 17

1	54 T.Razgatlioglu	27'44.317
2	11 N.Bulega	6.945
3	7 I.Lecuona	8.600
4	22 A.Lowes	9.372
5	65 J.Rea	10.691
6	60 M.van der Mark	14.219
7	31 G.Gerloff	16.083
8	97 X.Vierge	17.386
9	29 A.Iannone	21.377
10	53 T.Rabat	25.209
11	45 S.Redding	25.675
12	21 M.Rinaldi	26.082
13	14 S.Lowes	27.013
14	77 D.Aegerter	27.424
15	75 I.Lopes	37.949
16	28 B.Ray	38.301
17	5 P.Oettl	40.734
18	95 T.Mackenzie	42.316
19	1 A.Bautista	
20	91 L.Bernardi	

Lap 18

1	54 T.Razgatlioglu	29'22.053
2	11 N.Bulega	7.158
3	7 I.Lecuona	9.123
4	22 A.Lowes	9.699
5	65 J.Rea	11.333
6	60 M.van der Mark	15.431
7	31 G.Gerloff	16.336
8	97 X.Vierge	18.975
9	29 A.Iannone	22.346
10	53 T.Rabat	26.753
11	45 S.Redding	27.432
12	21 M.Rinaldi	27.525
13	14 S.Lowes	28.294
14	77 D.Aegerter	28.752
15	75 I.Lopes	40.384
16	28 B.Ray	40.703
17	5 P.Oettl	43.082
18	95 T.Mackenzie	46.689
19	1 A.Bautista	
20	91 L.Bernardi	

Lap 19

1	54 T.Razgatlioglu	30'59.651
2	11 N.Bulega	7.727
3	7 I.Lecuona	9.622
4	22 A.Lowes	10.332
5	65 J.Rea	12.225
6	60 M.van der Mark	16.997
7	31 G.Gerloff	17.008
8	97 X.Vierge	20.841
9	29 A.Iannone	23.279
10	53 T.Rabat	28.110
11	21 M.Rinaldi	28.776
12	45 S.Redding	29.102
13	14 S.Lowes	29.766

Lap 14

1	54 T.Razgatlioglu	22'51.294
2	11 N.Bulega	4.817
3	55 A.Locatelli	6.111
4	7 I.Lecuona	7.821
5	22 A.Lowes	8.385
6	65 J.Rea	9.172
7	60 M.van der Mark	11.229
8	97 X.Vierge	13.235
9	31 G.Gerloff	13.966
10	29 A.Iannone	18.302
11	53 T.Rabat	21.278
12	45 S.Redding	21.917
13	21 M.Rinaldi	22.596
14	14 S.Lowes	22.998
15	77 D.Aegerter	23.694
16	75 I.Lopes	31.901
17	28 B.Ray	32.699
18	5 P.Oettl	34.442
19	95 T.Mackenzie	34.869
20	1 A.Bautista	
21	91 L.Bernardi	

Lap 15

1	54 T.Razgatlioglu	24'28.940
2	11 N.Bulega	5.830
3	7 I.Lecuona	8.135
4	22 A.Lowes	8.724
5	65 J.Rea	9.448
6	60 M.van der Mark	12.132
7	97 X.Vierge	14.512
8	31 G.Gerloff	14.908
9	29 A.Iannone	19.552
10	53 T.Rabat	22.705
11	45 S.Redding	23.037
12	21 M.Rinaldi	23.813
13	14 S.Lowes	24.325
14	77 D.Aegerter	24.914
15	75 I.Lopes	33.860
16	28 B.Ray	34.965
17	5 P.Oettl	36.415
18	95 T.Mackenzie	37.265
19	1 A.Bautista	
20	91 L.Bernardi	

Lap 16

1	54 T.Razgatlioglu	26'06.618
2	11 N.Bulega	6.425
3	7 I.Lecuona	8.519
4	22 A.Lowes	9.038
5	65 J.Rea	10.198
6	60 M.van der Mark	13.135

12/10/2024
These data/results cannot be reproduced, stored and/or transmitted in whole or in part by any manner of electronic, mechanical, photocopying, recording, broadcasting or otherwise now known or herein after developed without the previous express consent by the copyright owner, except for reproduction in daily press and regular printed publications on sale to the public within 60 days of the event related to those data/results and always provided that copyright symbol appears together as follows below.
© DORNA WSBK ORGANIZATION Srl 2024

Race Pace Comparison

	54 Raz	11 Bul	7 Lec	22 ALo	65 Rea	31 Ger	60 vdM	97 Vie	29 Ian	53 Rab	21 Rin	45 Red	14 SLo	77 Aeg
1	1'42.589	1'42.889	1'45.048	1'43.256	1'42.497	1'45.162	1'44.273	1'44.689	1'44.115	1'47.005	1'44.766	1'45.445	1'44.923	1'46.412
2	1'37.846	1'38.105	1'38.463	1'38.426	1'38.327	1'38.857	1'38.690	1'38.662	1'38.792	1'39.161	1'39.199	1'39.202	1'40.441	1'39.249
3	1'37.677	1'39.136	1'38.087	1'37.830	1'38.309	1'38.224	1'38.122	1'38.696	1'38.909	1'38.983	1'39.015	1'38.519	1'39.048	1'39.507
4	1'38.142	1'37.457	1'37.738	1'37.878	1'38.143	1'38.645	1'38.579	1'38.595	1'38.995	1'38.535	1'39.026	1'39.368	1'38.846	1'39.395
5	1'37.883	1'38.268	1'37.873	1'38.431	1'38.473	1'38.668	1'38.233	1'38.139	1'38.478	1'38.696	1'39.477	1'39.177	1'38.944	1'39.205
6	1'37.737	1'38.373	1'37.806	1'38.620	1'38.286	1'38.328	1'38.009	1'38.075	1'38.467	1'39.335	1'39.240	1'39.477	1'39.949	1'39.193
7	1'37.530	1'37.481	1'38.114	1'38.483	1'38.411	1'38.475	1'38.091	1'38.239	1'40.433	1'38.543	1'39.129	1'39.849	1'39.177	1'39.109
8	1'37.533	1'37.491	1'37.584	1'38.155	1'38.171	1'38.866	1'38.149	1'38.226	1'38.342	1'38.520	1'38.838	1'39.080	1'39.211	1'39.105
9	1'37.149	1'37.406	1'38.531	1'38.353	1'39.260	1'38.006	1'38.501	1'38.484	1'38.442	1'39.171	1'39.595	1'38.993	1'39.174	1'39.131
10	1'37.164	1'37.764	1'38.085	1'38.175	1'38.151	1'38.577	1'38.270	1'38.340	1'38.440	1'39.077	1'39.214	1'39.046	1'39.199	1'39.006
11	1'37.292	1'37.742	1'37.880	1'38.118	1'38.130	1'38.697	1'38.438	1'38.335	1'38.296	1'38.960	1'39.248	1'38.857	1'38.974	1'39.006
12	1'37.548	1'37.984	1'37.932	1'37.868	1'38.088	1'38.558	1'38.326	1'38.861	1'39.878	1'38.896	1'39.414	1'38.799	1'39.012	1'38.974
13	1'37.643	1'38.067	1'38.002	1'37.923	1'38.130	1'37.920	1'38.542	1'38.491	1'38.957	1'38.813	1'39.003	1'38.894	1'38.706	1'38.778
14	1'37.561	1'37.948	1'37.972	1'38.163	1'38.090	1'38.277	1'38.300	1'38.697	1'39.052	1'38.877	1'38.726	1'38.505	1'38.688	1'38.918
15	1'37.646	1'38.659	1'37.960	1'37.985	1'37.922	1'38.588	1'38.549	1'38.923	1'38.896	1'39.073	1'38.863	1'38.766	1'38.973	1'38.866
16	1'37.678	1'38.273	1'38.062	1'37.992	1'38.428	1'38.502	1'38.681	1'39.204	1'38.690	1'39.077	1'38.777	1'39.083	1'39.101	1'38.875
17	1'37.699	1'38.219	1'37.780	1'38.033	1'38.192	1'38.050	1'38.783	1'39.047	1'38.512	1'38.804	1'38.869	1'38.932	1'38.964	1'39.012
18	1'37.736	1'37.949	1'38.259	1'38.063	1'38.378	1'37.989	1'38.948	1'39.325	1'38.705	1'39.280	1'39.179	1'39.493	1'39.017	1'39.064
19	1'37.598	1'38.167	1'38.097	1'38.231	1'38.490	1'38.270	1'39.164	1'39.464	1'38.531	1'38.955	1'38.849	1'39.268	1'39.070	1'39.449
20	1'37.920	1'38.555	1'38.550	1'38.512	1'38.675	1'38.329	1'38.954	1'39.492	1'38.515	1'39.177	1'38.860	1'39.028	1'38.998	1'39.337
21	1'37.938	1'38.797	1'38.706	1'38.987	1'38.976	1'38.248	1'39.157	1'39.114	1'38.303	1'39.464	1'39.165	1'39.204	1'38.796	1'40.804

	75 Lop	28 Ray	5 Oet	95 Mac	1 Bau	91 Ber	55 Loc	9 Pet	47 Bas	87 Gar
1	1'47.003	1'47.160	1'47.672	1'46.684	1'43.337	1'48.454	1'42.317	1'42.280	1'43.938	1'45.535
2	1'40.130	1'40.269	1'40.010	1'40.626	1'37.894	1'42.561	1'37.708	1'38.080	1'37.881	
3	1'39.667	1'39.864	1'40.057	1'39.813	1'38.000	1'42.029	1'37.902	1'38.272	1'38.281	
4	1'39.915	1'39.468	1'39.855	1'39.886	1'37.632	1'42.327	1'38.325	1'38.222	1'38.270	
5	1'39.831	1'38.915	1'39.688	1'39.772	1'37.965	1'50.132	1'38.233	1'38.714	1'38.297	
6	1'39.564	1'38.941	1'39.559	1'39.661	1'37.674	1'45.185	1'37.865	1'38.675	1'38.117	
7	1'39.576	1'39.214	1'39.703	1'39.744	1'37.461	1'41.516	1'38.073			
8	1'39.562	1'38.909	1'40.548	1'40.013	1'37.836	1'42.670	1'38.005			
9	1'39.652	1'39.737	1'40.072	1'40.182	1'37.612	1'43.283	1'37.886			
10	1'39.641	1'39.556	1'39.549	1'39.957	1'37.931	2'01.460	1'38.109			
11	1'39.751	1'40.007	1'39.696	1'39.698	2'28.187	1'47.696	1'38.269			
12	1'39.752	1'40.194	1'39.747	1'39.796	5'32.309	1'41.636	1'38.328			
13	1'39.544	1'42.480	1'39.714	1'39.734	1'38.262	1'41.197	1'38.083			
14	1'39.607	1'39.279	1'39.866	1'40.597	1'38.124	1'41.048	1'38.302			
15	1'39.605	1'39.912	1'39.619	1'40.042	1'37.908	1'41.177				
16	1'39.686	1'39.095	1'39.829	1'40.371	1'38.364	1'41.113				
17	1'39.780	1'39.618	1'39.867	1'40.057	1'38.451	1'40.634				
18	1'40.171	1'40.138	1'40.084	1'42.109	1'38.465	1'40.509				
19	1'40.311	1'40.145	1'40.476	1'41.309	1'39.119					
20	1'40.039	1'40.335	1'40.287	1'40.611						
21	1'39.738	1'40.499	1'40.611	1'40.240						

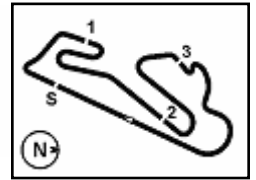
12/10/2024

These data/results cannot be reproduced, stored and/or transmitted in whole or in part by any manner of electronic, mechanical, photocopying, recording, broadcasting or otherwise now known or herein after developed without the previous express consent by the copyright owner, except for reproduction in daily press and regular printed publications on sale to the public within 60 days of the event related to those data/results and always provided that copyright symbol appears together as follows below.

© DORNA WSBK ORGANIZATION Srl 2024

FICR PERUGIA TIMING





Circuito Estoril 4.182 m

Estoril Round, 11-13 October 2024
Chronological Analysis Race 1

Start at 14:00'30.047

2 / 5

5	20.086	24.078	23.241	31.263	1'38.668	307,7	14:08'49.603	20	20.193	24.083	23.539	31.677	1'39.492	310,3	14:33'30.031
6	19.950	23.748	23.341	31.289	1'38.328	314,9	14:10'27.931	21	20.011	23.993	23.337	31.773	1'39.114	310,3	14:35'09.145
7	19.872	23.821	23.293	31.489	1'38.475	316,7	14:12'06.406	Race Time 34'39.098							

9° 29 A. IANNONE [1'38.296]

Lap	Seg.1	Seg.2	Seg.3	Seg.4	Lap Time	km/h	Local Time
1		24.284	23.511	31.103	1'44.115		14:02'14.162
2	20.167	23.943	23.451	31.231	1'38.792	307,7	14:03'52.954
3	20.322	23.819	23.324	31.444	1'38.909	315,8	14:05'31.863
4	20.115	23.887	23.257	31.736	1'38.995	310,3	14:07'10.858
5	20.007	23.907	23.269	31.295	1'38.478	315,8	14:08'49.336
6	19.950	23.812	23.373	31.332	1'38.467	313,0	14:10'27.803
7	21.213	23.991	23.596	31.633	1'40.433	314,9	14:12'08.236
8	19.942	23.821	23.317	31.262	1'38.342	314,0	14:13'46.578
9	19.905	23.766	23.455	31.316	1'38.442	314,0	14:15'25.020
10	19.960	23.721	23.349	31.410	1'38.440	313,0	14:17'03.460
11	20.029	23.712	23.286	31.269	1'38.296	314,9	14:18'41.756
12	20.931	23.866	23.588	31.493	1'39.878	315,8	14:20'21.634
13	20.246	23.843	23.478	31.390	1'38.957	313,0	14:22'00.591
14	20.213	23.906	23.498	31.435	1'39.052	313,0	14:23'39.643
15	20.026	23.841	23.586	31.443	1'38.896	312,1	14:25'18.539
16	19.932	23.797	23.478	31.483	1'38.690	312,1	14:26'57.229
17	19.907	23.807	23.371	31.427	1'38.512	312,1	14:28'35.741
18	19.940	23.630	23.627	31.508	1'38.705	310,3	14:30'14.446
19	19.820	23.957	23.416	31.338	1'38.531	311,2	14:31'52.977
20	20.055	23.744	23.382	31.334	1'38.515	312,1	14:33'31.492
21	19.990	23.695	23.313	31.305	1'38.303	314,0	14:35'09.795
Race Time 34'39.748							

7° 60 M. VAN DER MARK [1'38.009]

Lap	Seg.1	Seg.2	Seg.3	Seg.4	Lap Time	km/h	Local Time
1		24.230	23.359	31.706	1'44.273		14:02'14.320
2	20.323	23.901	23.315	31.151	1'38.690	300,0	14:03'53.010
3	20.036	23.720	23.153	31.213	1'38.122	315,8	14:05'31.132
4	20.076	23.722	23.423	31.358	1'38.579	314,0	14:07'09.711
5	19.916	23.741	23.233	31.343	1'38.233	313,0	14:08'47.944
6	19.822	23.663	23.273	31.251	1'38.009	313,0	14:10'25.953
7	19.829	23.827	23.131	31.304	1'38.091	313,0	14:12'04.044
8	19.692	23.896	23.193	31.368	1'38.149	313,0	14:13'42.193
9	19.950	23.939	23.232	31.380	1'38.501	311,2	14:15'20.694
10	19.855	23.792	23.182	31.441	1'38.270	312,1	14:16'58.964
11	19.926	23.792	23.307	31.413	1'38.438	310,3	14:18'37.402
12	19.821	23.776	23.307	31.422	1'38.326	308,6	14:20'15.728
13	19.872	23.831	23.351	31.488	1'38.542	309,5	14:21'54.270
14	19.858	23.814	23.188	31.440	1'38.300	309,5	14:23'32.570
15	19.880	23.882	23.297	31.490	1'38.549	308,6	14:25'11.119
16	19.877	23.885	23.402	31.517	1'38.681	307,7	14:26'49.800
17	19.931	23.860	23.446	31.546	1'38.783	307,7	14:28'28.583
18	20.034	23.905	23.443	31.566	1'38.948	306,8	14:30'07.531
19	19.999	24.041	23.553	31.571	1'39.164	308,6	14:31'46.695
20	20.114	24.055	23.321	31.464	1'38.954	308,6	14:33'25.649
21	20.015	24.035	23.366	31.741	1'39.157	310,3	14:35'04.806
Race Time 34'34.759							

10° 53 T. RABAT [1'38.520]

Lap	Seg.1	Seg.2	Seg.3	Seg.4	Lap Time	km/h	Local Time
1		24.661	24.000	31.794	1'47.005		14:02'17.052
2	20.301	24.139	23.417	31.304	1'39.161	312,1	14:03'56.213
3	20.381	23.852	23.419	31.331	1'38.983	312,1	14:05'35.196
4	20.108	23.909	23.269	31.249	1'38.535	311,2	14:07'13.731
5	20.163	23.806	23.429	31.298	1'38.696	306,8	14:08'52.427
6	20.289	23.987	23.619	31.440	1'39.335	306,8	14:10'31.762
7	20.123	23.790	23.275	31.355	1'38.543	312,1	14:12'10.305
8	20.217	23.820	23.229	31.254	1'38.520	312,1	14:13'48.825
9	20.160	23.931	23.343	31.737	1'39.171	319,5	14:15'27.996
10	20.248	23.930	23.362	31.537	1'39.077	309,5	14:17'07.073
11	20.115	23.887	23.458	31.500	1'38.960	307,7	14:18'46.033
12	20.150	24.029	23.361	31.356	1'38.896	305,9	14:20'24.929
13	20.019	23.879	23.399	31.516	1'38.813	309,5	14:22'03.742
14	20.069	23.989	23.462	31.357	1'38.877	310,3	14:23'42.619
15	20.068	24.052	23.493	31.460	1'39.073	309,5	14:25'21.692
16	20.038	24.021	23.375	31.643	1'39.077	307,7	14:27'00.769
17	20.099	23.896	23.333	31.476	1'38.804	308,6	14:28'39.573
18	20.252	23.936	23.664	31.428	1'39.280	306,8	14:30'18.853
19	20.098	23.929	23.384	31.544	1'38.955	307,7	14:31'57.808
20	20.176	24.045	23.396	31.560	1'39.177	307,7	14:33'36.985
21	20.144	24.046	23.272	32.002	1'39.464	307,7	14:35'16.449
Race Time 34'46.402							

8° 97 X. VIERGE [1'38.075]

Lap	Seg.1	Seg.2	Seg.3	Seg.4	Lap Time	km/h	Local Time
1		24.299	23.467	31.561	1'44.689		14:02'14.736
2	20.114	23.980	23.255	31.313	1'38.662	311,2	14:03'53.398
3	20.043	23.858	23.432	31.363	1'38.696	316,7	14:05'32.094
4	19.910	24.046	23.119	31.520	1'38.595	319,5	14:07'10.689
5	19.889	23.717	23.175	31.358	1'38.139	313,0	14:08'48.828
6	19.782	23.751	23.239	31.303	1'38.075	313,0	14:10'26.903
7	19.774	23.783	23.262	31.420	1'38.239	312,1	14:12'05.142
8	19.764	23.904	23.206	31.352	1'38.226	313,0	14:13'43.368
9	19.958	23.830	23.341	31.355	1'38.484	312,1	14:15'21.852
10	19.815	23.830	23.252	31.443	1'38.340	312,1	14:17'00.192
11	19.794	23.862	23.317	31.362	1'38.335	314,0	14:18'38.527
12	20.061	23.946	23.326	31.528	1'38.861	311,2	14:20'17.388
13	19.971	23.857	23.239	31.424	1'38.491	311,2	14:21'55.879
14	19.936	23.907	23.263	31.591	1'38.697	313,0	14:23'34.576
15	20.035	23.931	23.392	31.565	1'38.923	311,2	14:25'13.499
16	19.877	23.985	23.515	31.827	1'39.204	310,3	14:26'52.703
17	20.069	23.938	23.452	31.588	1'39.047	314,9	14:28'31.750
18	20.166	23.992	23.530	31.637	1'39.325	311,2	14:30'11.075
19	19.935	24.089	23.624	31.816	1'39.464	311,2	14:31'50.539

11° 21 M. RINALDI [1'38.726]

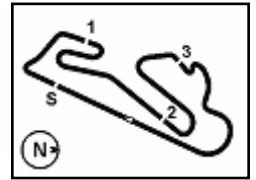
Lap	Seg.1	Seg.2	Seg.3	Seg.4	Lap Time	km/h	Local Time
1		24.510	23.376	31.465	1'44.766		14:02'14.813
2	20.257	23.965	23.514	31.463	1'39.199	308,6	14:03'54.012
3	20.242	24.020	23.315	31.438	1'39.015	311,2	14:05'33.027
4	19.997	24.243	23.169	31.617	1'39.026	313,0	14:07'12.053
5	20.425	24.150	23.267	31.635	1'39.477	310,3	14:08'51.530
6	20.326	24.132	23.183	31.599	1'39.240	308,6	14:10'30.770
7	20.172	23.976	23.330	31.651	1'39.129	306,8	14:12'09.899
8	19.957	24.059	23.186	31.636	1'38.838	307,7	14:13'48.737
9	20.322	24.186	23.386	31.701	1'39.595	308,6	14:15'28.332
10	20.213	24.128	23.335	31.538	1'39.214	312,1	14:17'07.546

12/10/2024 P = Pits In/Out - C = Lap Time Cancelled

These data/results cannot be reproduced, stored and/or transmitted in whole or in part by any manner of electronic, mechanical, photocopying, recording, broadcasting or otherwise now known or herein after developed without the previous express consent by the copyright owner, except for reproduction in daily press and regular printed publications on sale to the public within 60 days of the event related to those data/results and always provided that copyright symbol appears together as follows below.

© DORNA WSBK ORGANIZATION Srl 2024





Circuito Estoril 4.182 m

Estoril Round, 11-13 October 2024
Chronological Analysis Race 1

Start at 14:00'30.047

3 / 5

11	20.157	24.034	23.406	31.651	1'39.248	308,6	14:18'46.794	2	20.197	24.032	23.384	31.636	1'39.249	307,7	14:03'55.708
12	20.119	24.083	23.613	31.599	1'39.414	309,5	14:20'26.208	3	20.408	24.025	23.420	31.654	1'39.507	312,1	14:05'35.215
13	20.010	24.076	23.306	31.611	1'39.003	313,0	14:22'05.211	4	20.438	23.948	23.358	31.651	1'39.395	305,1	14:07'14.610
14	19.960	24.020	23.230	31.516	1'38.726	313,0	14:23'43.937	5	20.028	24.007	23.412	31.758	1'39.205	305,9	14:08'53.815
15	20.011	23.994	23.354	31.504	1'38.863	312,1	14:25'22.800	6	20.067	24.058	23.356	31.712	1'39.193	305,9	14:10'33.008
16	19.901	23.998	23.278	31.600	1'38.777	312,1	14:27'01.577	7	20.102	23.926	23.429	31.652	1'39.109	307,7	14:12'12.117
17	20.014	24.005	23.241	31.609	1'38.869	312,1	14:28'40.446	8	20.088	23.951	23.409	31.657	1'39.105	310,3	14:13'51.222
18	20.051	23.985	23.464	31.679	1'39.179	310,3	14:30'19.625	9	20.104	23.915	23.396	31.716	1'39.131	309,5	14:15'30.353
19	19.896	24.009	23.278	31.666	1'38.849	316,7	14:31'58.474	10	20.069	24.001	23.328	31.608	1'39.006	308,6	14:17'09.359
20	20.016	24.024	23.263	31.557	1'38.860	308,6	14:33'37.334	11	20.143	23.865	23.352	31.646	1'39.006	310,3	14:18'48.365
21	20.012	24.087	23.354	31.712	1'39.165	309,5	14:35'16.499	12	20.041	23.923	23.385	31.625	1'38.974	309,5	14:20'27.339

Race Time 34'46.452

12° 45 S. REDDING (1'38.505)

Lap	Seg1	Seg2	Seg3	Seg4	Lap Time	km/h	Local Time
1		24.533	23.522	31.424	1'45.445		14:02'15.492
2	20.448	23.973	23.354	31.427	1'39.202	310,3	14:03'54.694
3	20.048	23.860	23.182	31.429	1'38.519	312,1	14:05'33.213
4	20.024	24.093	23.775	31.476	1'39.368	316,7	14:07'12.581
5	20.400	23.851	23.233	31.693	1'39.177	310,3	14:08'51.758
6	20.144	24.332	23.238	31.763	1'39.477	313,0	14:10'31.235
7	19.944	23.732	24.393	31.780	1'39.849	310,3	14:12'11.084
8	20.070	23.968	23.373	31.669	1'39.080	309,5	14:13'50.164
9	20.091	23.980	23.345	31.577	1'38.993	307,7	14:15'29.157
10	20.193	23.865	23.326	31.662	1'39.046	309,5	14:17'08.203
11	20.023	23.874	23.347	31.613	1'38.857	308,6	14:18'47.060
12	20.072	23.867	23.338	31.522	1'38.799	312,1	14:20'25.859
13	20.039	23.905	23.338	31.612	1'38.894	310,3	14:22'04.753
14	20.003	23.738	23.183	31.581	1'38.505	310,3	14:23'43.258
15	19.970	23.892	23.364	31.540	1'38.766	311,2	14:25'22.024
16	19.993	23.763	23.605	31.722	1'39.083	312,1	14:27'01.107
17	20.034	23.789	23.328	31.781	1'38.932	312,1	14:28'40.039
18	20.104	23.897	23.697	31.795	1'39.493	309,5	14:30'19.532
19	20.248	24.017	23.400	31.603	1'39.268	309,5	14:31'58.800
20	20.030	23.988	23.440	31.570	1'39.028	313,0	14:33'37.828
21	20.159	23.863	23.401	31.781	1'39.204	313,0	14:35'17.032

Race Time 34'46.985

13° 14 S. LOWES (1'38.688)

Lap	Seg1	Seg2	Seg3	Seg4	Lap Time	km/h	Local Time
1		24.395	23.866	31.374	1'44.923		14:02'14.970
2	20.804	23.962	23.480	32.195	1'40.441	288,8	14:03'55.411
3	20.250	23.740	23.305	31.753	1'39.048	311,2	14:05'34.459
4	20.134	23.807	23.285	31.620	1'38.846	307,7	14:07'13.305
5	20.071	23.939	23.323	31.611	1'38.944	309,5	14:08'52.249
6	20.050	24.180	24.041	31.678	1'39.949	312,1	14:10'32.198
7	20.103	23.851	23.544	31.679	1'39.177	308,6	14:12'11.375
8	20.245	23.943	23.307	31.716	1'39.211	309,5	14:13'50.586
9	20.216	23.831	23.483	31.644	1'39.174	309,5	14:15'29.760
10	20.125	24.152	23.321	31.601	1'39.199	308,6	14:17'08.959
11	20.097	23.749	23.435	31.693	1'38.974	307,7	14:18'47.933
12	20.051	23.842	23.455	31.664	1'39.012	307,7	14:20'26.945
13	20.082	23.764	23.322	31.538	1'38.706	309,5	14:22'05.651
14	20.027	23.816	23.359	31.486	1'38.688	311,2	14:23'44.339
15	20.008	23.813	23.577	31.575	1'38.973	311,2	14:25'23.312
16	19.991	23.905	23.440	31.765	1'39.101	310,3	14:27'02.413
17	20.171	23.821	23.351	31.621	1'38.964	306,8	14:28'41.377
18	20.077	23.885	23.370	31.685	1'39.017	306,8	14:30'20.394
19	20.140	23.867	23.322	31.741	1'39.070	306,8	14:31'59.464
20	20.085	23.885	23.383	31.645	1'38.998	308,6	14:33'38.462
21	20.010	23.908	23.348	31.530	1'38.796	309,5	14:35'17.258

Race Time 34'47.211

14° 77 D. AEGERTER (1'38.778)

Lap	Seg1	Seg2	Seg3	Seg4	Lap Time	km/h	Local Time
1		24.701	23.948	31.607	1'46.412		14:02'16.459

12/10/2024 P = Pits In/Out - C = Lap Time Cancelled

These data/results cannot be reproduced, stored and/or transmitted in whole or in part by any manner of electronic, mechanical, photocopying, recording, broadcasting or otherwise now known or herein after developed without the previous express consent by the copyright owner, except for reproduction in daily press and regular printed publications on sale to the public within 60 days of the event related to those data/results and always provided that copyright symbol appears together as follows below.

© DORNA WSBK ORGANIZATION Srl 2024



Estoril Round, 11-13 October 2024

Chronological Analysis Race 1

Start at 14:00'30.047

RET								47 A. BASSANI [1'37.881]							
Lap	Seg.1	Seg.2	Seg.3	Seg.4	Lap Time	km/h	Local Time	Lap	Seg.1	Seg.2	Seg.3	Seg.4	Lap Time	km/h	Local Time
1		24.018	23.378	31.619	1'43.938		14:02'13.985	2	19.936	23.642	23.254	31.049	1'37.881	315,8	14:03'51.866
3	20.146	23.677	23.245	31.213	1'38.281	308,6	14:05'30.147	4	20.098	23.595	23.255	31.322	1'38.270	304,2	14:07'08.417
5	19.834	23.753	23.322	31.388	1'38.297	314,0	14:08'46.714	6	19.929	23.781	23.190	31.217	1'38.117	314,0	14:10'24.831
7	19.975	24.040				314,9									
								Race Time 9'54.784							

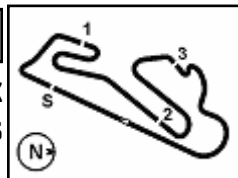
RET								87 R. GARDNER							
Lap	Seg.1	Seg.2	Seg.3	Seg.4	Lap Time	km/h	Local Time	Lap	Seg.1	Seg.2	Seg.3	Seg.4	Lap Time	km/h	Local Time
1		24.593	23.921	31.342	1'45.535		14:02'15.582	2	20.395	24.177	23.303			305,1	
								Race Time 1'45.535							

12/10/2024

P = Pits In/Dut - C = Lap Time Cancelled

These data/results cannot be reproduced, stored and/or transmitted in whole or in part by any manner of electronic, mechanical, photocopying, recording, broadcasting or otherwise now known or herein after developed without the previous express consent by the copyright owner, except for reproduction in daily press and regular printed publications on sale to the public within 60 days of the event related to those data/results and always provided that copyright symbol appears together as follows below.

© DORNA WSBK ORGANIZATION Srl 2024



Estoril Round, 11-13 October 2024

Best Laps & Speeds

No.	Rider Bike	Nat	Best Lap		FP1		FP2		FP3		SP		RC1	
			LL	SPD	LL	SPD	LL	SPD	LL	SPD	LL	SPD	LL	SPD
1	54 T. RAZGATLIOGLU BMW M 1000 RR	TUR	1'37.149 47 319,5		1'52.344 6 302,5	1'37.355 8 310,3	1'53.368 7 296,7	1'52.430 5 305,9	1'37.149 21 319,5					
2	11 N. BULEGA Ducati Panigale V4R	ITA	1'37.406 52 322,4		1'53.291 6 300,0	1'38.395 12 311,2	1'55.553 6 298,3	1'53.429 7 300,0	1'37.406 21 322,4					
3	1 A. BAUTISTA Ducati Panigale V4R	ESP	1'37.461 62 321,4		1'53.247 16 298,3	1'38.247 11 314,0	1'54.410 10 295,1	1'54.239 6 295,9	1'37.461 19 321,4					
4	7 I. LECUONA Honda CBR1000 RR-R	ESP	1'37.584 56 316,7		1'54.326 16 298,3	1'38.249 13 308,6		1'54.678 6 298,3	1'37.584 21 316,7					
5	55 A. LOCATELLI Yamaha YZF R1	ITA	1'37.708 50 307,7		1'53.692 15 297,5	1'38.702 8 302,5	1'54.454 6 300,8	1'53.357 7 296,7	1'37.708 14 307,7					
6	22 A. LOWES Kawasaki ZX-10RR	GBR	1'37.830 44 315,8		1'52.778 8 295,9	1'38.074 10 306,8	1'56.279 1 295,9	1'53.937 4 298,3	1'37.830 21 315,8					
7	47 A. BASSANI Kawasaki ZX-10RR	ITA	1'37.881 35 315,8		1'54.113 10 289,5	1'38.437 12 309,5		1'54.049 7 305,9	1'37.881 6 315,8					
8	31 G. GERLOFF BMW M 1000 RR	USA	1'37.920 58 317,6		1'54.264 18 300,0	1'38.438 13 314,9		1'55.887 6 301,7	1'37.920 21 317,6					
9	65 J. REA Yamaha YZF R1	GBR	1'37.922 58 308,6		1'53.229 11 296,7	1'38.572 12 307,7	1'53.126 8 297,5	1'52.939 6 300,0	1'37.922 21 308,6					
10	60 M. VAN DER MARK BMW M 1000 RR	NED	1'38.009 52 315,8		1'55.496 5 272,0	1'39.675 9 312,1	1'54.386 10 300,0	1'53.628 7 295,9	1'38.009 21 315,8					
11	9 D. PETRUCCI Ducati Panigale V4R	ITA	1'38.065 47 314,9		1'52.650 14 303,4	1'38.065 12 312,1	1'53.358 8 303,4	1'52.512 7 305,9	1'38.080 6 314,9					
12	97 X. VIERGE Honda CBR1000 RR-R	ESP	1'38.075 62 319,5		1'54.015 18 303,4	1'38.446 9 315,8	1'54.832 8 300,0	1'54.575 6 301,7	1'38.075 21 319,5					
13	29 A. IANNONE Ducati Panigale V4R	ITA	1'38.296 56 315,8		1'56.343 15 295,1	1'39.121 10 311,2	1'57.948 4 290,3	1'54.516 6 307,7	1'38.296 21 315,8					
14	45 S. REDDING BMW M 1000 RR	GBR	1'38.505 52 316,7		1'54.300 16 296,7	1'39.529 9 308,6	1 268,0	1'56.764 5 298,3	1'38.505 21 316,7					
15	53 T. RABAT Kawasaki ZX-10RR	ESP	1'38.520 71 319,5		1'56.854 21 291,1	1'39.363 13 311,2	1'56.236 9 299,2	1'58.407 7 292,7	1'38.520 21 319,5					
16	21 M. RINALDI Ducati Panigale V4R	ITA	1'38.595 62 316,7		1'53.700 19 298,3	1'38.595 11 309,5	1'55.425 5 296,7	1'55.252 6 299,2	1'38.726 21 316,7					
17	14 S. LOWES Ducati Panigale V4R	GBR	1'38.688 59 312,1		1'54.972 14 279,8	1'39.396 11 304,2	1'56.506 6 280,5	1'53.673 7 295,9	1'38.688 21 312,1					
18	77 D. AEGERTER Yamaha YZF R1	SUI	1'38.778 57 313,0		1'57.255 16 293,5	1'40.885 11 306,8	2'00.885 2 291,1	1'56.346 7 297,5	1'38.778 21 313,0					
19	87 R. GARDNER Yamaha YZF R1	AUS	1'38.841 41 308,6		1'54.595 16 285,7	1'38.841 11 308,6	1'55.960 6 294,3	1'55.262 7 298,3	1 305,1					
20	28 B. RAY Yamaha YZF R1	GBR	1'38.909 58 309,5		1'54.554 16 291,1	1'39.463 11 307,7	1'59.412 3 288,8	1'57.941 7 295,1	1'38.909 21 309,5					
21	75 I. LOPES Honda CBR1000 RR-R	POR	1'39.428 62 305,1		1'55.671 14 294,3	1'39.428 11 302,5	1'57.728 9 297,5	1'58.107 7 295,9	1'39.544 21 305,1					
22	5 P. OETTL Yamaha YZF R1	GER	1'39.549 53 306,8		1'56.982 14 290,3	1'39.877 13 301,7		2'00.479 5 285,7	1'39.549 21 306,8					
23	95 T. MACKENZIE Honda CBR1000 RR-R	GBR	1'39.661 53 311,2		1'52.994 13 296,7	1'41.157 8 300,0	1'55.966 4 295,9	1'53.796 7 298,3	1'39.661 21 311,2					
24	91 L. BERNARDI Yamaha YZF R1	SMR	1'40.509 64 302,5		1'58.425 18 284,2	1'42.754 12 302,5	1'59.248 9 275,5	1'57.623 7 281,3	1'40.509 18 300,0					

12/10/2024
These data/results cannot be reproduced, stored and/or transmitted in whole or in part by any manner of electronic, mechanical, photocopying, recording, broadcasting or otherwise now known or herein after developed without the previous express consent by the copyright owner, except for reproduction in daily press and regular printed publications on sale to the public within 60 days of the event related to those data/results and always provided that copyright symbol appears together as follows below.
© DORNA WSBK ORGANIZATION Srl 2024



Estoril Round, 11-13 October 2024

Fastest Laps Race 1

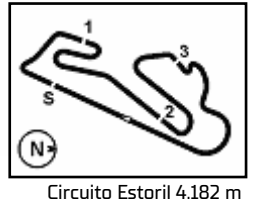
Circuito Estoril 4.182 m

No.	Rider	Nat	Team	Bike	Class	Lap	Time	Gap
1	54 T. RAZGATLIOGLU	TUR	ROKIT BMW Motorrad WorldSBK Team	BMW M 1000 RR		9	1'37.149	
2	11 N. BULEGA	ITA	Aruba.it Racing - Ducati	Ducati Panigale V4R		9	1'37.406	0.257
3	1 A. BAUTISTA	ESP	Aruba.it Racing - Ducati	Ducati Panigale V4R		7	1'37.461	0.312
4	7 I. LECUONA	ESP	Team HRC	Honda CBR1000 RR-R		8	1'37.584	0.435
5	55 A. LOCATELLI	ITA	Pata Prometeon Yamaha	Yamaha YZF R1		2	1'37.708	0.559
6	22 A. LOWES	GBR	Kawasaki Racing Team WorldSBK	Kawasaki ZX-10RR		3	1'37.830	0.681
7	47 A. BASSANI	ITA	Kawasaki Racing Team WorldSBK	Kawasaki ZX-10RR		2	1'37.881	0.732
8	31 G. GERLOFF	USA	Bonovo Action BMW	BMW M 1000 RR		13	1'37.920	0.771
9	65 J. REA	GBR	Pata Prometeon Yamaha	Yamaha YZF R1		15	1'37.922	0.773
10	60 M. VAN DER MARK	NED	ROKIT BMW Motorrad WorldSBK Team	BMW M 1000 RR		6	1'38.009	0.860
11	97 X. VIERGE	ESP	Team HRC	Honda CBR1000 RR-R		6	1'38.075	0.926
12	9 D. PETRUCCI	ITA	Barni Spark Racing Team	Ducati Panigale V4R	IND	2	1'38.080	0.931
13	29 A. IANNONE	ITA	Team GoEleven	Ducati Panigale V4R	IND	11	1'38.296	1.147
14	45 S. REDDING	GBR	Bonovo Action BMW	BMW M 1000 RR		14	1'38.505	1.356
15	53 T. RABAT	ESP	Kawasaki Puccetti Racing	Kawasaki ZX-10RR	IND	8	1'38.520	1.371
16	14 S. LOWES	GBR	ELF Marc VDS Racing Team	Ducati Panigale V4R	IND	14	1'38.688	1.539
17	21 M. RINALDI	ITA	Team Motocorsa Racing	Ducati Panigale V4R	IND	14	1'38.726	1.577
18	77 D. AEGERTER	SUI	GYTR GRT Yamaha WorldSBK Team	Yamaha YZF R1		13	1'38.778	1.629
19	28 B. RAY	GBR	Yamaha Motoxrcing WorldSBK Team	Yamaha YZF R1	IND	8	1'38.909	1.760
20	75 I. LOPES	POR	PETRONAS MIE Racing Honda	Honda CBR1000 RR-R	IND	13	1'39.544	2.395
21	5 P. OETTL	GER	GMT94 Yamaha	Yamaha YZF R1	IND	10	1'39.549	2.400
22	95 T. MACKENZIE	GBR	PETRONAS MIE Racing Honda	Honda CBR1000 RR-R	IND	6	1'39.661	2.512
23	91 L. BERNARDI	SMR	Yamaha Motoxrcing WorldSBK Team	Yamaha YZF R1	IND	18	1'40.509	3.360

12/10/2024

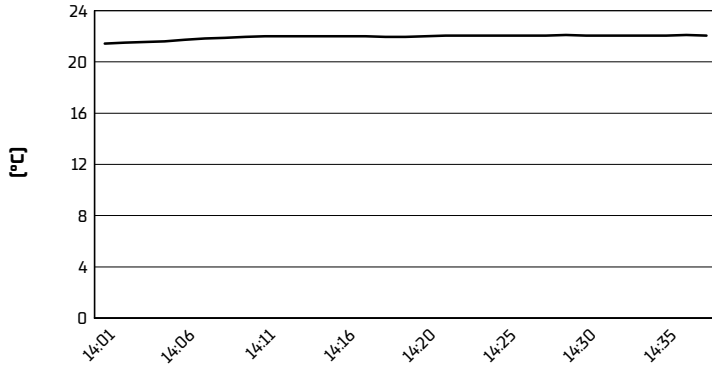
These data/results cannot be reproduced, stored and/or transmitted in whole or in part by any manner of electronic, mechanical, photocopying, recording, broadcasting or otherwise now known or herein after developed without the previous express consent by the copyright owner, except for reproduction in daily press and regular printed publications on sale to the public within 60 days of the event related to those data/results and always provided that copyright symbol appears together as follows below.

© DORNA WSBK ORGANIZATION Srl 2024

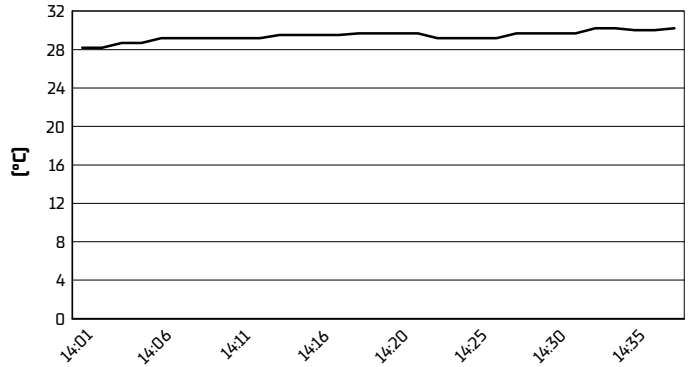


Estoril Round, 11-13 October 2024
Weather Report Race 1
Session started 14:01 - Session ended 14:37


Air Temperature



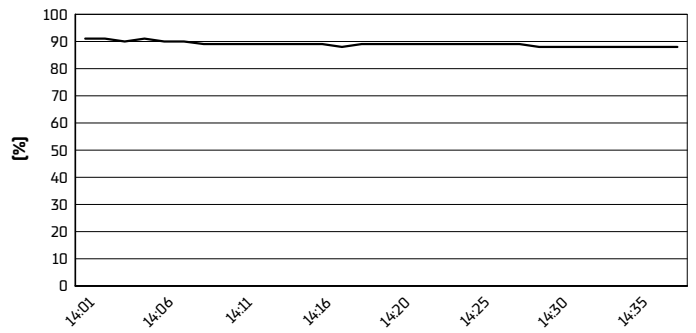
Track Temperature



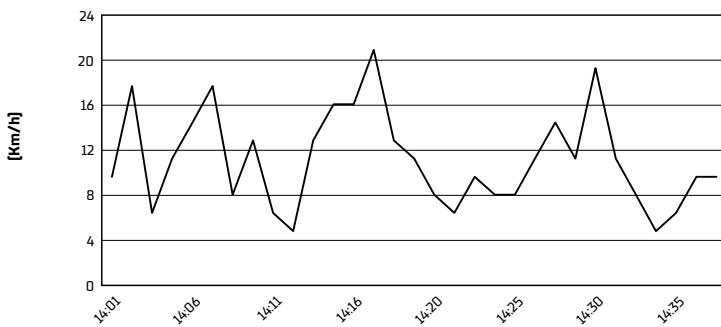
Air Pressure



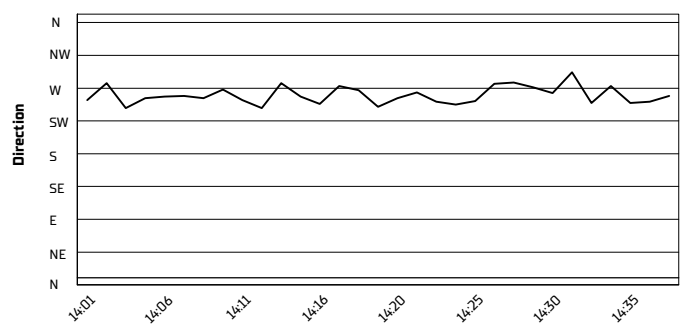
Humidity



Wind Speed



Wind Direction



12/10/2024

These data/results cannot be reproduced, stored and/or transmitted in whole or in part by any manner of electronic, mechanical, photocopying, recording, broadcasting or otherwise now known or herein after developed without the previous express consent by the copyright owner, except for reproduction in daily press and regular printed publications on sale to the public within 60 days of the event related to those data/results and always provided that copyright symbol appears together as follows below.

© DORNA WSBK ORGANIZATION Srl 2024