

Circuito Estoril 4.182 m

Estoril Round, 11-13 October 2024 Chronological Analysis Race 1

Start at 14:00'30.047

1 / 5

1° 54 T. RAZGATLIOGLU [1'37.149]							
Lap	Seg1	Seg2	Seg3	Seg4	Lap Time	km/h	Local Time
1		23.621	23.385	31.297	1'42.589		14:02'12.636
2	19.798	23.717	23.162	31.169	1'37.846	319,5	14:03'50.482
3	19.816	23.647	23.098	31.116	1'37.677	314,0	14:05'28.159
4	19.963	23.681	23.225	31.273	1'38.142	313,0	14:07'06.301
5	19.793	23.590	23.152	31.348	1'37.883	308,6	14:08'44.184
6	19.871	23.611	23.010	31.245	1'37.737	306,8	14:10'21.921
7	19.635	23.555	23.076	31.264	1'37.530	308,6	14:11'59.451
8	19.618	23.639	23.085	31.191	1'37.533	308,6	14:13'36.984
9	19.682	23.500	22.907	31.060	1'37.149	309,5	14:15'14.133
10	19.529	23.473	22.995	31.167	1'37.164	309,5	14:16'51.297
11	19.638	23.470	23.001	31.183	1'37.292	307,7	14:18'28.589
12	19.683	23.600	23.023	31.242	1'37.548	307,7	14:20'06.137
13	19.683	23.710	23.071	31.179	1'37.643	309,5	14:21'43.780
14	19.644	23.625	23.128	31.164	1'37.561	311,2	14:23'21.341
15	19.855	23.520	23.128	31.143	1'37.646	308,6	14:24'58.987
16	19.765	23.610	23.068	31.235	1'37.678	310,3	14:26'36.665
17	19.700	23.640	23.158	31.201	1'37.699	310,3	14:28'14.364
18	19.763	23.609	23.121	31.243	1'37.736	309,5	14:29'52.100
19	19.693	23.592	23.049	31.264	1'37.598	311,2	14:31'29.698
20	19.825	23.724	23.140	31.231	1'37.920	311,2	14:33'07.618
21	19.771	23.671	23.211	31.285	1'37.938	312,1	14:34'45.556

Race Time 34'15.509

14	19.904	23.624	23.044	31.400	1'37.972	305,9	14:23'29.162
15	19.824	23.755	23.034	31.347	1'37.960	305,9	14:25'07.122
16	19.789	23.771	23.094	31.408	1'38.062	305,1	14:26'45.184
17	19.718	23.727	23.025	31.310	1'37.780	305,1	14:28'22.964
18	19.854	23.703	23.174	31.528	1'38.259	305,1	14:30'01.223
19	19.784	23.766	23.077	31.470	1'38.097	305,1	14:31'39.320
20	20.005	23.824	23.200	31.521	1'38.550	304,2	14:33'17.870
21	20.044	23.859	23.227	31.576	1'38.706	305,1	14:34'56.576

Race Time 34'26.529

2° 11 N. BULEGA [1'37.406]							
Lap	Seg1	Seg2	Seg3	Seg4	Lap Time	km/h	Local Time
1		24.018	23.447	31.230	1'42.889		14:02'12.936
2	19.834	23.801	23.437	31.033	1'38.105	317,6	14:03'51.041
3	21.047	23.839	23.279	30.971	1'39.136	322,4	14:05'30.177
4	19.787	23.536	23.187	30.947	1'37.457	317,6	14:07'07.634
5	20.034	23.733	23.269	31.232	1'38.268	312,1	14:08'45.902
6	20.002	23.790	23.275	31.306	1'38.373	316,7	14:10'24.275
7	19.779	23.569	22.954	31.179	1'37.481	317,6	14:12'01.756
8	19.559	23.567	23.161	31.204	1'37.491	314,9	14:13'39.247
9	19.666	23.602	23.067	31.071	1'37.406	315,8	14:15'16.653
10	19.850	23.618	23.198	31.098	1'37.764	315,8	14:16'54.417
11	19.767	23.561	23.095	31.319	1'37.742	314,0	14:18'32.159
12	19.774	23.732	23.151	31.327	1'37.984	310,3	14:20'10.143
13	19.881	23.632	23.195	31.359	1'38.067	312,1	14:21'48.210
14	19.861	23.640	23.131	31.316	1'37.948	311,2	14:23'26.158
15	20.017	23.826	23.500	31.316	1'38.659	311,2	14:25'04.817
16	19.817	23.742	23.360	31.354	1'38.273	310,3	14:26'43.090
17	19.943	23.754	23.259	31.263	1'38.219	309,5	14:28'21.309
18	19.770	23.667	23.193	31.319	1'37.949	310,3	14:29'59.258
19	19.863	23.783	23.253	31.268	1'38.167	310,3	14:31'37.425
20	19.915	23.876	23.396	31.368	1'38.555	311,2	14:33'15.980
21	20.126	23.794	23.446	31.431	1'38.797	310,3	14:34'54.777

Race Time 34'24.730

4° 22 A. LOWES [1'37.830]							
Lap	Seg1	Seg2	Seg3	Seg4	Lap Time	km/h	Local Time
1		24.059	23.125	31.357	1'43.256		14:02'13.303
2	20.349	23.742	23.136	31.199	1'38.426	310,3	14:03'51.729
3	19.957	23.660	23.165	31.048	1'37.830	313,0	14:05'29.559
4	19.989	23.685	23.129	31.075	1'37.878	314,0	14:07'07.437
5	19.897	23.719	23.266	31.549	1'38.431	315,8	14:08'45.868
6	20.274	23.850	23.212	31.284	1'38.620	310,3	14:10'24.488
7	19.972	23.949	23.123	31.439	1'38.483	314,0	14:12'02.971
8	19.822	23.736	23.380	31.217	1'38.155	311,2	14:13'41.126
9	19.934	24.108	23.059	31.252	1'38.353	309,5	14:15'19.479
10	20.072	23.726	23.080	31.297	1'38.175	310,3	14:16'57.654
11	19.940	23.702	23.127	31.349	1'38.118	310,3	14:18'35.772
12	19.851	23.645	23.040	31.332	1'37.868	307,7	14:20'13.640
13	19.825	23.668	23.144	31.286	1'37.923	309,5	14:21'51.563
14	20.029	23.687	23.061	31.386	1'38.163	308,6	14:23'29.726
15	20.016	23.619	23.050	31.300	1'37.985	308,6	14:25'07.711
16	19.855	23.650	23.141	31.346	1'37.992	308,6	14:26'45.703
17	19.885	23.700	23.121	31.327	1'38.033	306,8	14:28'23.736
18	19.866	23.618	23.161	31.418	1'38.063	306,8	14:30'01.799
19	19.842	23.868	23.090	31.431	1'38.231	306,8	14:31'40.030
20	20.065	23.769	23.175	31.503	1'38.512	307,7	14:33'18.542
21	19.892	23.670	23.648	31.777	1'38.987	308,6	14:34'57.529

Race Time 34'27.482

3° 7 I. LECUONA [1'37.584]							
Lap	Seg1	Seg2	Seg3	Seg4	Lap Time	km/h	Local Time
1		24.851	23.373	31.304	1'45.048		14:02'15.095
2	20.166	23.859	23.217	31.221	1'38.463	300,8	14:03'53.558
3	19.991	23.868	23.123	31.105	1'38.087	315,8	14:05'31.645
4	19.878	23.566	23.107	31.187	1'37.738	312,1	14:07'09.383
5	19.781	23.615	23.171	31.306	1'37.873	307,7	14:08'47.256
6	19.839	23.617	23.115	31.235	1'37.806	310,3	14:10'25.062
7	19.794	23.776	23.134	31.410	1'38.114	316,7	14:12'03.176
8	19.766	23.719	23.017	31.082	1'37.584	315,8	14:13'40.760
9	19.929	24.167	23.073	31.362	1'38.531	314,0	14:15'19.291
10	19.811	23.762	23.133	31.379	1'38.085	306,8	14:16'57.376
11	19.783	23.690	23.089	31.318	1'37.880	305,9	14:18'35.256
12	19.846	23.661	23.007	31.418	1'37.932	304,2	14:20'13.188
13	19.778	23.717	23.034	31.473	1'38.002	305,9	14:21'51.190

5° 65 J. REA [1'37.922]							
Lap	Seg1	Seg2	Seg3	Seg4	Lap Time	km/h	Local Time
1		23.916	23.047	31.129	1'42.497		14:02'12.544
2	20.034	23.834	23.404	31.055	1'38.327	305,9	14:03'50.871
3	20.204	23.816	23.142	31.147	1'38.309	308,6	14:05'29.180
4	20.164	23.659	23.136	31.184	1'38.143	304,2	14:07'07.323
5	20.157	23.747	23.143	31.426	1'38.473	308,6	14:08'45.796
6	20.001	23.735	23.141	31.409	1'38.286	305,9	14:10'24.082
7	20.127	23.772	23.104	31.408	1'38.411	300,8	14:12'02.493
8	19.865	23.699	23.153	31.454	1'38.171	304,2	14:13'40.664
9	19.955	24.229	23.622	31.454	1'39.260	302,5	14:15'19.924
10	19.981	23.723	23.091	31.356	1'38.151	305,1	14:16'58.075
11	19.899	23.702	23.182	31.347	1'38.130	305,9	14:18'36.205
12	19.885	23.716	23.213	31.274	1'38.088	304,2	14:20'14.293
13	19.931	23.676	23.088	31.435	1'38.130	303,4	14:21'52.423
14	19.905	23.718	23.072	31.395	1'38.090	304,2	14:23'30.513
15	19.894	23.622	23.095	31.311	1'37.922	304,2	14:25'08.435
16	20.003	23.772	23.221	31.432	1'38.428	303,4	14:26'46.863
17	19.870	23.725	23.156	31.441	1'38.192	303,4	14:28'25.055
18	19.894	23.693	23.279	31.512	1'38.378	301,7	14:30'03.433
19	19.910	23.765	23.283	31.532	1'38.490	301,7	14:31'41.923
20	20.024	23.863	23.313	31.475	1'38.675	301,7	14:33'20.598
21	20.089	23.832	23.358	31.697	1'38.976	301,7	14:34'59.574

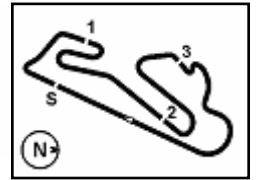
Race Time 34'29.527

6° 31 G. GERLOFF [1'37.920]							
Lap	Seg1	Seg2	Seg3	Seg4	Lap Time	km/h	Local Time
1		24.333	23.498	31.483	1'45.162		14:02'15.209
2	20.241	23.788	23.481	31.347	1'38.857	305,1	14:03'54.066
3	20.035	23.642	23.184	31.363	1'38.224	313,0	14:05'32.290
4	19.961	24.039	23.245	31.400	1'38.645	317,6	14:07'10.935

12/10/2024 P = Pits In/Out - C = Lap Time Cancelled

These data/results cannot be reproduced, stored and/or transmitted in whole or in part by any manner of electronic, mechanical, photocopying, recording, broadcasting or otherwise now known or herein after developed without the previous express consent by the copyright owner, except for reproduction in daily press and regular printed publications on sale to the public within 60 days of the event related to those data/results and always provided that copyright symbol appears together as follows below.

© DORNA WSBK ORGANIZATION Srl 2024



Circuito Estoril 4.182 m

Estoril Round, 11-13 October 2024
Chronological Analysis Race 1

Start at 14:00'30.047

2 / 5

5	20.086	24.078	23.241	31.263	1'38.668	307,7	14:08'49.603	20	20.193	24.083	23.539	31.677	1'39.492	310,3	14:33'30.031
6	19.950	23.748	23.341	31.289	1'38.328	314,9	14:10'27.931	21	20.011	23.993	23.337	31.773	1'39.114	310,3	14:35'09.145
7	19.872	23.821	23.293	31.489	1'38.475	316,7	14:12'06.406	Race Time 34'39.098							

9° 29 A. IANNONE [1'38.296]

Lap	Seg.1	Seg.2	Seg.3	Seg.4	Lap Time	km/h	Local Time
1		24.284	23.511	31.103	1'44.115		14:02'14.162
2	20.167	23.943	23.451	31.231	1'38.792	307,7	14:03'52.954
3	20.322	23.819	23.324	31.444	1'38.909	315,8	14:05'31.863
4	20.115	23.887	23.257	31.736	1'38.995	310,3	14:07'10.858
5	20.007	23.907	23.269	31.295	1'38.478	315,8	14:08'49.336
6	19.950	23.812	23.373	31.332	1'38.467	313,0	14:10'27.803
7	21.213	23.991	23.596	31.633	1'40.433	314,9	14:12'08.236
8	19.942	23.821	23.317	31.262	1'38.342	314,0	14:13'46.578
9	19.905	23.766	23.455	31.316	1'38.442	314,0	14:15'25.020
10	19.960	23.721	23.349	31.410	1'38.440	313,0	14:17'03.460
11	20.029	23.712	23.286	31.269	1'38.296	314,9	14:18'41.756
12	20.931	23.866	23.588	31.493	1'39.878	315,8	14:20'21.634
13	20.246	23.843	23.478	31.390	1'38.957	313,0	14:22'00.591
14	20.213	23.906	23.498	31.435	1'39.052	313,0	14:23'39.643
15	20.026	23.841	23.586	31.443	1'38.896	312,1	14:25'18.539
16	19.932	23.797	23.478	31.483	1'38.690	312,1	14:26'57.229
17	19.907	23.807	23.371	31.427	1'38.512	312,1	14:28'35.741
18	19.940	23.630	23.627	31.508	1'38.705	310,3	14:30'14.446
19	19.820	23.957	23.416	31.338	1'38.531	311,2	14:31'52.977
20	20.055	23.744	23.382	31.334	1'38.515	312,1	14:33'31.492
21	19.990	23.695	23.313	31.305	1'38.303	314,0	14:35'09.795

Race Time 34'39.748

7° 60 M. VAN DER MARK [1'38.009]

Lap	Seg.1	Seg.2	Seg.3	Seg.4	Lap Time	km/h	Local Time
1		24.230	23.359	31.706	1'44.273		14:02'14.320
2	20.323	23.901	23.315	31.151	1'38.690	300,0	14:03'53.010
3	20.036	23.720	23.153	31.213	1'38.122	315,8	14:05'31.132
4	20.076	23.722	23.423	31.358	1'38.579	314,0	14:07'09.711
5	19.916	23.741	23.233	31.343	1'38.233	313,0	14:08'47.944
6	19.822	23.663	23.273	31.251	1'38.009	313,0	14:10'25.953
7	19.829	23.827	23.131	31.304	1'38.091	313,0	14:12'04.044
8	19.692	23.896	23.193	31.368	1'38.149	313,0	14:13'42.193
9	19.950	23.939	23.232	31.380	1'38.501	311,2	14:15'20.694
10	19.855	23.792	23.182	31.441	1'38.270	312,1	14:16'58.964
11	19.926	23.792	23.307	31.413	1'38.438	310,3	14:18'37.402
12	19.821	23.776	23.307	31.422	1'38.326	308,6	14:20'15.728
13	19.872	23.831	23.351	31.488	1'38.542	309,5	14:21'54.270
14	19.858	23.814	23.188	31.440	1'38.300	309,5	14:23'32.570
15	19.880	23.882	23.297	31.490	1'38.549	308,6	14:25'11.119
16	19.877	23.885	23.402	31.517	1'38.681	307,7	14:26'49.800
17	19.931	23.860	23.446	31.546	1'38.783	307,7	14:28'28.583
18	20.034	23.905	23.443	31.566	1'38.948	306,8	14:30'07.531
19	19.999	24.041	23.553	31.571	1'39.164	308,6	14:31'46.695
20	20.114	24.055	23.321	31.464	1'38.954	308,6	14:33'25.649
21	20.015	24.035	23.366	31.741	1'39.157	310,3	14:35'04.806

Race Time 34'34.759

10° 53 T. RABAT [1'38.520]

Lap	Seg.1	Seg.2	Seg.3	Seg.4	Lap Time	km/h	Local Time
1		24.661	24.000	31.794	1'47.005		14:02'17.052
2	20.301	24.139	23.417	31.304	1'39.161	312,1	14:03'56.213
3	20.381	23.852	23.419	31.331	1'38.983	312,1	14:05'35.196
4	20.108	23.909	23.269	31.249	1'38.535	311,2	14:07'13.731
5	20.163	23.806	23.429	31.298	1'38.696	306,8	14:08'52.427
6	20.289	23.987	23.619	31.440	1'39.335	306,8	14:10'31.762
7	20.123	23.790	23.275	31.355	1'38.543	312,1	14:12'10.305
8	20.217	23.820	23.229	31.254	1'38.520	312,1	14:13'48.825
9	20.160	23.931	23.343	31.737	1'39.171	319,5	14:15'27.996
10	20.248	23.930	23.362	31.537	1'39.077	309,5	14:17'07.073
11	20.115	23.887	23.458	31.500	1'38.960	307,7	14:18'46.033
12	20.150	24.029	23.361	31.356	1'38.896	305,9	14:20'24.929
13	20.019	23.879	23.399	31.516	1'38.813	309,5	14:22'03.742
14	20.069	23.989	23.462	31.357	1'38.877	310,3	14:23'42.619
15	20.068	24.052	23.493	31.460	1'39.073	309,5	14:25'21.692
16	20.038	24.021	23.375	31.643	1'39.077	307,7	14:27'00.769
17	20.099	23.896	23.333	31.476	1'38.804	308,6	14:28'39.573
18	20.252	23.936	23.664	31.428	1'39.280	306,8	14:30'18.853
19	20.098	23.929	23.384	31.544	1'38.955	307,7	14:31'57.808
20	20.176	24.045	23.396	31.560	1'39.177	307,7	14:33'36.985
21	20.144	24.046	23.272	32.002	1'39.464	307,7	14:35'16.449

Race Time 34'46.402

8° 97 X. VIERGE [1'38.075]

Lap	Seg.1	Seg.2	Seg.3	Seg.4	Lap Time	km/h	Local Time
1		24.299	23.467	31.561	1'44.689		14:02'14.736
2	20.114	23.980	23.255	31.313	1'38.662	311,2	14:03'53.398
3	20.043	23.858	23.432	31.363	1'38.696	316,7	14:05'32.094
4	19.910	24.046	23.119	31.520	1'38.595	319,5	14:07'10.689
5	19.889	23.717	23.175	31.358	1'38.139	313,0	14:08'48.828
6	19.782	23.751	23.239	31.303	1'38.075	313,0	14:10'26.903
7	19.774	23.783	23.262	31.420	1'38.239	312,1	14:12'05.142
8	19.764	23.904	23.206	31.352	1'38.226	313,0	14:13'43.368
9	19.958	23.830	23.341	31.355	1'38.484	312,1	14:15'21.852
10	19.815	23.830	23.252	31.443	1'38.340	312,1	14:17'00.192
11	19.794	23.862	23.317	31.362	1'38.335	314,0	14:18'38.527
12	20.061	23.946	23.326	31.528	1'38.861	311,2	14:20'17.388
13	19.971	23.857	23.239	31.424	1'38.491	311,2	14:21'55.879
14	19.936	23.907	23.263	31.591	1'38.697	313,0	14:23'34.576
15	20.035	23.931	23.392	31.565	1'38.923	311,2	14:25'13.499
16	19.877	23.985	23.515	31.827	1'39.204	310,3	14:26'52.703
17	20.069	23.938	23.452	31.588	1'39.047	314,9	14:28'31.750
18	20.166	23.992	23.530	31.637	1'39.325	311,2	14:30'11.075
19	19.935	24.089	23.624	31.816	1'39.464	311,2	14:31'50.539

11° 21 M. RINALDI [1'38.726]

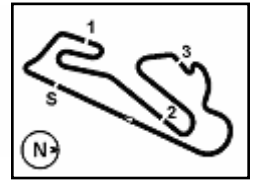
Lap	Seg.1	Seg.2	Seg.3	Seg.4	Lap Time	km/h	Local Time
1		24.510	23.376	31.465	1'44.766		14:02'14.813
2	20.257	23.965	23.514	31.463	1'39.199	308,6	14:03'54.012
3	20.242	24.020	23.315	31.438	1'39.015	311,2	14:05'33.027
4	19.997	24.243	23.169	31.617	1'39.026	313,0	14:07'12.053
5	20.425	24.150	23.267	31.635	1'39.477	310,3	14:08'51.530
6	20.326	24.132	23.183	31.599	1'39.240	308,6	14:10'30.770
7	20.172	23.976	23.330	31.651	1'39.129	306,8	14:12'09.899
8	19.957	24.059	23.186	31.636	1'38.838	307,7	14:13'48.737
9	20.322	24.186	23.386	31.701	1'39.595	308,6	14:15'28.332
10	20.213	24.128	23.335	31.538	1'39.214	312,1	14:17'07.546

12/10/2024 P = Pits In/Out - C = Lap Time Cancelled

These data/results cannot be reproduced, stored and/or transmitted in whole or in part by any manner of electronic, mechanical, photocopying, recording, broadcasting or otherwise now known or herein after developed without the previous express consent by the copyright owner, except for reproduction in daily press and regular printed publications on sale to the public within 60 days of the event related to those data/results and always provided that copyright symbol appears together as follows below.

© DORNA WSBK ORGANIZATION Srl 2024





Circuito Estoril 4.182 m

Estoril Round, 11-13 October 2024
Chronological Analysis Race 1

Start at 14:00'30.047

3 / 5

11	20.157	24.034	23.406	31.651	1'39.248	308,6	14:18'46.794	2	20.197	24.032	23.384	31.636	1'39.249	307,7	14:03'55.708
12	20.119	24.083	23.613	31.599	1'39.414	309,5	14:20'26.208	3	20.408	24.025	23.420	31.654	1'39.507	312,1	14:05'35.215
13	20.010	24.076	23.306	31.611	1'39.003	313,0	14:22'05.211	4	20.438	23.948	23.358	31.651	1'39.395	305,1	14:07'14.610
14	19.960	24.020	23.230	31.516	1'38.726	313,0	14:23'43.937	5	20.028	24.007	23.412	31.758	1'39.205	305,9	14:08'53.815
15	20.011	23.994	23.354	31.504	1'38.863	312,1	14:25'22.800	6	20.067	24.058	23.356	31.712	1'39.193	305,9	14:10'33.008
16	19.901	23.998	23.278	31.600	1'38.777	312,1	14:27'01.577	7	20.102	23.926	23.429	31.652	1'39.109	307,7	14:12'12.117
17	20.014	24.005	23.241	31.609	1'38.869	312,1	14:28'40.446	8	20.088	23.951	23.409	31.657	1'39.105	310,3	14:13'51.222
18	20.051	23.985	23.464	31.679	1'39.179	310,3	14:30'19.625	9	20.104	23.915	23.396	31.716	1'39.131	309,5	14:15'30.353
19	19.896	24.009	23.278	31.666	1'38.849	316,7	14:31'58.474	10	20.069	24.001	23.328	31.608	1'39.006	308,6	14:17'09.359
20	20.016	24.024	23.263	31.557	1'38.860	308,6	14:33'37.334	11	20.143	23.865	23.352	31.646	1'39.006	310,3	14:18'48.365
21	20.012	24.087	23.354	31.712	1'39.165	309,5	14:35'16.499	12	20.041	23.923	23.385	31.625	1'38.974	309,5	14:20'27.339

Race Time 34'46.452

12° 45 S. REDDING (1'38.505)

Lap	Seg1	Seg2	Seg3	Seg4	Lap Time	km/h	Local Time
1		24.533	23.522	31.424	1'45.445		14:02'15.492
2	20.448	23.973	23.354	31.427	1'39.202	310,3	14:03'54.694
3	20.048	23.860	23.182	31.429	1'38.519	312,1	14:05'33.213
4	20.024	24.093	23.775	31.476	1'39.368	316,7	14:07'12.581
5	20.400	23.851	23.233	31.693	1'39.177	310,3	14:08'51.758
6	20.144	24.332	23.238	31.763	1'39.477	313,0	14:10'31.235
7	19.944	23.732	24.393	31.780	1'39.849	310,3	14:12'11.084
8	20.070	23.968	23.373	31.669	1'39.080	309,5	14:13'50.164
9	20.091	23.980	23.345	31.577	1'38.993	307,7	14:15'29.157
10	20.193	23.865	23.326	31.662	1'39.046	309,5	14:17'08.203
11	20.023	23.874	23.347	31.613	1'38.857	308,6	14:18'47.060
12	20.072	23.867	23.338	31.522	1'38.799	312,1	14:20'25.859
13	20.039	23.905	23.338	31.612	1'38.894	310,3	14:22'04.753
14	20.003	23.738	23.183	31.581	1'38.505	310,3	14:23'43.258
15	19.970	23.892	23.364	31.540	1'38.766	311,2	14:25'22.024
16	19.993	23.763	23.605	31.722	1'39.083	312,1	14:27'01.107
17	20.034	23.789	23.328	31.781	1'38.932	312,1	14:28'40.039
18	20.104	23.897	23.697	31.795	1'39.493	309,5	14:30'19.532
19	20.248	24.017	23.400	31.603	1'39.268	309,5	14:31'58.800
20	20.030	23.988	23.440	31.570	1'39.028	313,0	14:33'37.828
21	20.159	23.863	23.401	31.781	1'39.204	313,0	14:35'17.032

Race Time 34'46.985

13° 14 S. LOWES (1'38.688)

Lap	Seg1	Seg2	Seg3	Seg4	Lap Time	km/h	Local Time
1		24.395	23.866	31.374	1'44.923		14:02'14.970
2	20.804	23.962	23.480	32.195	1'40.441	288,8	14:03'55.411
3	20.250	23.740	23.305	31.753	1'39.048	311,2	14:05'34.459
4	20.134	23.807	23.285	31.620	1'38.846	307,7	14:07'13.305
5	20.071	23.939	23.323	31.611	1'38.944	309,5	14:08'52.249
6	20.050	24.180	24.041	31.678	1'39.949	312,1	14:10'32.198
7	20.103	23.851	23.544	31.679	1'39.177	308,6	14:12'11.375
8	20.245	23.943	23.307	31.716	1'39.211	309,5	14:13'50.586
9	20.216	23.831	23.483	31.644	1'39.174	309,5	14:15'29.760
10	20.125	24.152	23.321	31.601	1'39.199	308,6	14:17'08.959
11	20.097	23.749	23.435	31.693	1'38.974	307,7	14:18'47.933
12	20.051	23.842	23.455	31.664	1'39.012	307,7	14:20'26.945
13	20.082	23.764	23.322	31.538	1'38.706	309,5	14:22'05.651
14	20.027	23.816	23.359	31.486	1'38.688	311,2	14:23'44.339
15	20.008	23.813	23.577	31.575	1'38.973	311,2	14:25'23.312
16	19.991	23.905	23.440	31.765	1'39.101	310,3	14:27'02.413
17	20.171	23.821	23.351	31.621	1'38.964	306,8	14:28'41.377
18	20.077	23.885	23.370	31.685	1'39.017	306,8	14:30'20.394
19	20.140	23.867	23.322	31.741	1'39.070	306,8	14:31'59.464
20	20.085	23.885	23.383	31.645	1'38.998	308,6	14:33'38.462
21	20.010	23.908	23.348	31.530	1'38.796	309,5	14:35'17.258

Race Time 34'47.211

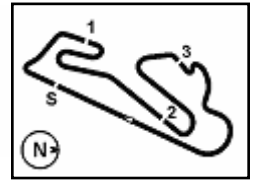
14° 77 D. AEGERTER (1'38.778)

Lap	Seg1	Seg2	Seg3	Seg4	Lap Time	km/h	Local Time
1		24.701	23.948	31.607	1'46.412		14:02'16.459

12/10/2024 P = Pits In/Out - C = Lap Time Cancelled

These data/results cannot be reproduced, stored and/or transmitted in whole or in part by any manner of electronic, mechanical, photocopying, recording, broadcasting or otherwise now known or herein after developed without the previous express consent by the copyright owner, except for reproduction in daily press and regular printed publications on sale to the public within 60 days of the event related to those data/results and always provided that copyright symbol appears together as follows below.

© DORNA WSBK ORGANIZATION Srl 2024



Circuito Estoril 4.182 m

Estoril Round, 11-13 October 2024
Chronological Analysis Race 1

Start at 14:00'30.047

4 / 5

17	20.156	24.124	23.577	31.761	1'39.618	300,8	14:28'52.665	8	19.869	23.723	23.026	31.218	1'37.836	316,7	14:13'37.846
18	20.292	24.217	23.684	31.945	1'40.138	300,0	14:30'32.803	9	19.699	23.586	23.030	31.297	1'37.612	316,7	14:15'15.458
19	20.159	24.226	23.847	31.913	1'40.145	302,5	14:32'12.948	10	19.791	23.713	23.115	31.312	1'37.931	314,9	14:16'53.389
20	20.389	24.315	23.746	31.885	1'40.335	303,4	14:33'53.283	11	19.719	23.578	23.686	1'21.204	2'28.187P	315,8	14:19'21.576
21	20.510	24.223	23.687	32.079	1'40.499	297,5	14:35'33.782	12	4'12.550	24.649	23.581	31.529	5'32.309P		14:24'53.885

Race Time 35'03.735

17° 5 P. OETTL (1'39.549)							
Lap	Seg1	Seg2	Seg3	Seg4	Lap Time	km/h	Local Time
1		24.856	24.039	32.072	1'47.672		14:02'17.719
2	20.282	24.122	23.714	31.892	1'40.010	303,4	14:03'57.729
3	20.396	24.167	23.695	31.799	1'40.057	304,2	14:05'37.786
4	20.281	23.998	23.622	31.954	1'39.855	304,2	14:07'17.641
5	20.184	23.990	23.635	31.879	1'39.688	304,2	14:08'57.329
6	20.141	24.043	23.556	31.819	1'39.559	303,4	14:10'36.888
7	20.078	24.017	23.733	31.875	1'39.703	304,2	14:12'16.591
8	20.148	23.948	24.438	32.014	1'40.548	305,1	14:13'57.139
9	20.095	24.181	23.846	31.950	1'40.072	301,7	14:15'37.211
10	20.011	24.062	23.578	31.898	1'39.549	300,8	14:17'16.760
11	20.081	24.021	23.653	31.941	1'39.696	303,4	14:18'56.456
12	20.164	24.038	23.655	31.890	1'39.747	306,8	14:20'36.203
13	20.139	24.049	23.583	31.943	1'39.714	305,9	14:22'15.917
14	20.164	24.160	23.592	31.950	1'39.866	306,8	14:23'55.783
15	20.083	24.050	23.537	31.949	1'39.619	302,5	14:25'35.402
16	20.087	24.058	23.501	32.183	1'39.829	300,0	14:27'15.231
17	20.035	24.112	23.587	32.133	1'39.867	299,2	14:28'55.098
18	20.187	24.204	23.637	32.056	1'40.084	298,3	14:30'35.182
19	20.311	24.311	23.714	32.140	1'40.476	300,0	14:32'15.658
20	20.343	24.170	23.642	32.132	1'40.287	298,3	14:33'55.945
21	20.232	24.375	23.814	32.190	1'40.611	299,2	14:35'36.556

Race Time 35'06.509

18° 95 T. MACKENZIE (1'39.661)							
Lap	Seg1	Seg2	Seg3	Seg4	Lap Time	km/h	Local Time
1		24.969	23.954	31.971	1'46.684		14:02'16.731
2	20.345	24.224	23.914	32.143	1'40.626	311,2	14:03'57.357
3	20.332	24.123	23.602	31.756	1'39.813	306,8	14:05'37.170
4	20.241	24.125	23.755	31.765	1'39.886	305,1	14:07'17.056
5	20.311	24.149	23.579	31.733	1'39.772	305,1	14:08'56.828
6	20.279	24.080	23.541	31.761	1'39.661	310,3	14:10'36.489
7	20.098	24.152	23.647	31.847	1'39.744	305,1	14:12'16.233
8	20.209	24.218	23.618	31.968	1'40.013	304,2	14:13'56.246
9	20.296	24.157	23.868	31.861	1'40.182	302,5	14:15'36.428
10	20.098	24.344	23.526	31.989	1'39.957	303,4	14:17'16.385
11	20.091	24.138	23.519	31.950	1'39.698	304,2	14:18'56.083
12	20.092	24.155	23.637	31.912	1'39.796	303,4	14:20'35.879
13	20.112	24.151	23.564	31.907	1'39.734	302,5	14:22'15.613
14	20.216	24.341	23.997	32.043	1'40.597	306,8	14:23'56.210
15	20.250	24.179	23.654	31.959	1'40.042	303,4	14:25'36.252
16	20.255	24.392	23.700	32.024	1'40.371	306,8	14:27'16.623
17	20.206	24.230	23.639	31.982	1'40.057	302,5	14:28'56.680
18	20.447	24.225	25.173	32.264	1'42.109	301,7	14:30'38.789
19	20.208	24.342	24.528	32.231	1'41.309	300,8	14:32'20.098
20	20.115	24.382	24.112	32.002	1'40.611	302,5	14:34'00.799
21	20.183	24.367	23.594	32.096	1'40.240	300,0	14:35'40.949

Race Time 35'10.902

19° 1 A. BAUTISTA (1'37.461)							
Lap	Seg1	Seg2	Seg3	Seg4	Lap Time	km/h	Local Time
1		23.863	23.311	31.531	1'43.337		14:02'13.384
2	19.982	23.663	23.165	31.084	1'37.894	321,4	14:03'51.278
3	19.960	23.751	23.253	31.036	1'38.000	317,6	14:05'29.278
4	19.844	23.587	23.055	31.146	1'37.632	316,7	14:07'06.910
5	20.007	23.583	23.141	31.234	1'37.965	316,7	14:08'44.875
6	19.823	23.663	23.074	31.114	1'37.674	312,1	14:10'22.549
7	19.658	23.623	23.034	31.146	1'37.461	316,7	14:12'00.010

12/10/2024 P = Pits In/Out - C = Lap Time Cancelled

These data/results cannot be reproduced, stored and/or transmitted in whole or in part by any manner of electronic, mechanical, photocopying, recording, broadcasting or otherwise now known or herein after developed without the previous express consent by the copyright owner, except for reproduction in daily press and regular printed publications on sale to the public within 60 days of the event related to those data/results and always provided that copyright symbol appears together as follows below.

© DORNA WSBK ORGANIZATION Srl 2024

20° 91 L. BERNARDI (1'40.509)							
Lap	Seg1	Seg2	Seg3	Seg4	Lap Time	km/h	Local Time
1		25.011	24.488	32.207	1'48.454		14:02'18.501
2	21.037	24.560	24.482	32.482	1'42.561	290,3	14:04'01.062
3	20.708	24.627	24.165	32.529	1'42.029	300,0	14:05'43.091
4	20.663	24.663	24.242	32.759	1'42.327	297,5	14:07'25.418
5	20.637	24.742	24.377	40.376	1'50.132P	296,7	14:09'15.550
6	4'22.997	25.329	24.268	32.591	5'45.185P		14:15'00.735
7	20.531	24.529	23.976	32.480	1'41.516	298,3	14:16'42.251
8	20.911	25.065	23.984	32.710	1'42.670	293,5	14:18'24.921
9	20.667	24.590	25.361	32.665	1'43.283	295,1	14:20'08.204
10	33.943	24.929	29.972	32.616	2'01.460	295,9	14:22'09.664
11	20.950	24.602	25.311	36.833	1'47.696	297,5	14:23'57.360
12	20.853	24.443	23.884	32.456	1'41.636	289,5	14:25'38.996
13	20.514	24.409	23.858	32.416	1'41.197	299,2	14:27'20.193
14	20.374	24.527	23.810	32.337	1'41.048	298,3	14:29'01.241
15	20.472	24.350	24.019	32.336	1'41.177	298,3	14:30'42.418
16	20.382	24.487	24.002	32.242	1'41.113	297,5	14:32'23.531
17	20.302	24.408	23.799	32.125	1'40.634	300,0	14:34'04.165
18	20.334	24.371	23.624	32.180	1'40.509	299,2	14:35'44.674

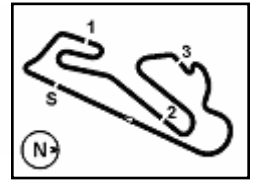
Race Time 35'14.627

RET 55 A. LOCATELLI (1'37.708)							
Lap	Seg1	Seg2	Seg3	Seg4	Lap Time	km/h	Local Time
1		23.753	23.164	31.391	1'42.317		14:02'12.364
2	19.713	23.617	23.021	31.357	1'37.708	305,9	14:03'50.072
3	19.747	23.680	23.021	31.454	1'37.902	301,7	14:05'27.974
4	19.851	23.843	23.073	31.558	1'38.325	300,8	14:07'06.299
5	20.011	23.664	23.188	31.370	1'38.233	299,2	14:08'44.532
6	19.874	23.603	23.075	31.313	1'37.865	303,4	14:10'22.397
7	19.979	23.703	23.056	31.335	1'38.073	305,9	14:12'00.470
8	19.664	23.754	23.198	31.389	1'38.005	307,7	14:13'38.475
9	19.727	23.664	23.052	31.443	1'37.886	306,8	14:15'16.361
10	19.774	23.807	23.115	31.413	1'38.109	306,8	14:16'54.470
11	19.914	23.736	23.144	31.475	1'38.269	305,9	14:18'32.739
12	19.838	23.826	23.160	31.504	1'38.328	305,9	14:20'11.067
13	19.717	23.761	23.150	31.455	1'38.083	306,8	14:21'49.150
14	19.729	23.795	23.188	31.590	1'38.302	306,8	14:23'27.452
15	19.761	23.767				305,9	

Race Time 22'57.405

RET 9 D. PETRUCCI (1'38.080)							
Lap	Seg1	Seg2	Seg3	Seg4	Lap Time	km/h	Local Time
1		23.716	23.213	31.494	1'42.280		14:02'12.327
2	20.014	23.640	23.096	31.330	1'38.080	308,6	14:03'50.407
3	19.751	23.780	23.426	31.315	1'38.272	314,9	14:05'28.679
4	19.960	23.742	23.182	31.338	1'38.222	313,0	14:07'06.901
5	20.180	23.864	23.202	31.468	1'38.714	311,2	14:08'45.615
6	19.970	23.833	23.182	31.690	1'38.675	314,0	14:10'24.290
7	20.062	23.898				311,2	

Race Time 9'54.243



Estoril Round, 11-13 October 2024
Chronological Analysis Race 1

Start at 14:00'30.047

RET								47 A. BASSANI [1'37.881]							
Lap	Seg.1	Seg.2	Seg.3	Seg.4	Lap Time	km/h	Local Time	Lap	Seg.1	Seg.2	Seg.3	Seg.4	Lap Time	km/h	Local Time
1		24.018	23.378	31.619	1'43.938		14:02'13.985								
2	19.936	23.642	23.254	31.049	1'37.881	315,8	14:03'51.866								
3	20.146	23.677	23.245	31.213	1'38.281	308,6	14:05'30.147								
4	20.098	23.595	23.255	31.322	1'38.270	304,2	14:07'08.417								
5	19.834	23.753	23.322	31.388	1'38.297	314,0	14:08'46.714								
6	19.929	23.781	23.190	31.217	1'38.117	314,0	14:10'24.831								
7	19.975	24.040				314,9									
								Race Time 9'54.784							

RET								87 R. GARDNER							
Lap	Seg.1	Seg.2	Seg.3	Seg.4	Lap Time	km/h	Local Time	Lap	Seg.1	Seg.2	Seg.3	Seg.4	Lap Time	km/h	Local Time
1		24.593	23.921	31.342	1'45.535		14:02'15.582								
2	20.395	24.177	23.303			305,1									
								Race Time 1'45.535							

12/10/2024

P = Pits In/Dut - C = Lap Time Cancelled

These data/results cannot be reproduced, stored and/or transmitted in whole or in part by any manner of electronic, mechanical, photocopying, recording, broadcasting or otherwise now known or herein after developed without the previous express consent by the copyright owner, except for reproduction in daily press and regular printed publications on sale to the public within 60 days of the event related to those data/results and always provided that copyright symbol appears together as follows below.

© DORNA WSBK ORGANIZATION Srl 2024