

Circuito Estoril 4.182 m

Estoril Round, 11-13 October 2024 Chronological Analysis Race 2

Start at 14:00'23.640

1 / 4

1° 54 T. RAZGATLIOGLU [1'36.802]							
Lap	Seg1	Seg2	Seg3	Seg4	Lap Time	km/h	Local Time
1		23.981	23.266	30.932	1'42.158		14:02'05.798
2	19.873	23.686	23.138	30.911	1'37.608	317,6	14:03'43.406
3	19.606	23.519	23.135	31.073	1'37.333	320,5	14:05'20.739
4	19.616	23.378	22.963	31.017	1'36.974	316,7	14:06'57.713
5	19.617	23.494	23.039	31.079	1'37.229	318,6	14:08'34.942
6	19.665	23.392	23.127	31.068	1'37.252	311,2	14:10'12.194
7	19.550	23.346	22.946	30.960	1'36.802	314,0	14:11'48.996
8	19.708	23.498	23.027	30.924	1'37.157	309,5	14:13'26.153
9	19.615	23.545	22.958	30.994	1'37.112	309,5	14:15'03.265
10	19.608	23.400	22.868	30.995	1'36.871	309,5	14:16'40.136
11	19.718	23.539	22.980	31.050	1'37.287	309,5	14:18'17.423
12	19.689	23.534	22.959	31.049	1'37.231	309,5	14:19'54.654
13	19.660	23.466	22.943	30.990	1'37.059	310,3	14:21'31.713
14	19.713	23.510	22.924	30.995	1'37.142	310,3	14:23'08.855
15	19.690	23.595	23.098	31.049	1'37.432	310,3	14:24'46.287
16	19.813	23.576	22.981	31.155	1'37.525	310,3	14:26'23.812
17	19.740	23.481	22.992	31.190	1'37.403	311,2	14:28'01.215
18	19.720	23.531	23.085	31.088	1'37.424	310,3	14:29'38.639
19	19.712	23.495	22.991	31.200	1'37.398	311,2	14:31'16.037
20	19.945	23.556	23.027	31.168	1'37.696	312,1	14:32'53.733
21	19.802	23.627	23.190	33.185	1'39.804	314,0	14:34'33.537

Race Time 34'09.897

2° 11 N. BULEGA [1'37.085]							
Lap	Seg1	Seg2	Seg3	Seg4	Lap Time	km/h	Local Time
1		23.558	23.095	30.990	1'41.757		14:02'05.397
2	20.032	23.598	22.998	30.959	1'37.587	310,3	14:03'42.984
3	19.719	23.495	23.110	31.045	1'37.369	307,7	14:05'20.353
4	19.723	23.391	23.077	30.894	1'37.085	314,9	14:06'57.438
5	19.766	23.510	23.222	31.040	1'37.538	316,7	14:08'34.976
6	19.838	23.485	23.149	30.994	1'37.466	314,9	14:10'12.442
7	19.720	23.495	23.087	30.918	1'37.220	317,6	14:11'49.662
8	19.851	23.561	23.148	31.100	1'37.660	315,8	14:13'27.322
9	19.775	23.500	23.082	31.011	1'37.368	314,9	14:15'04.690
10	19.627	23.445	23.552	31.229	1'37.853	310,3	14:16'42.543
11	19.704	23.648	22.998	31.023	1'37.373	310,3	14:18'19.916
12	19.823	23.592	23.210	31.069	1'37.694	309,5	14:19'57.610
13	19.800	23.552	23.086	31.188	1'37.626	311,2	14:21'35.236
14	19.786	23.532	23.147	31.183	1'37.648	310,3	14:23'12.884
15	19.808	23.600	23.112	31.177	1'37.697	310,3	14:24'50.581
16	19.744	23.586	23.071	31.085	1'37.486	308,6	14:26'28.067
17	19.731	23.691	23.020	31.141	1'37.583	310,3	14:28'05.650
18	19.879	23.708	23.196	31.218	1'38.001	310,3	14:29'43.651
19	19.858	23.677	23.120	31.071	1'37.726	310,3	14:31'21.377
20	19.856	23.770	23.116	31.201	1'37.943	311,2	14:32'59.320
21	19.859	23.690	23.198	31.336	1'38.083	312,1	14:34'37.403

Race Time 34'13.763

3° 1 A. BAUTISTA [1'37.141]							
Lap	Seg1	Seg2	Seg3	Seg4	Lap Time	km/h	Local Time
1		23.769	23.057	31.162	1'41.584		14:02'05.224
2	19.662	23.621	23.076	31.157	1'37.516	314,0	14:03'42.740
3	19.647	23.691	23.020	31.060	1'37.418	313,0	14:05'20.158
4	19.581	23.569	22.961	31.030	1'37.141	314,0	14:06'57.299
5	19.651	23.636	23.030	31.048	1'37.365	313,0	14:08'34.664
6	19.570	23.590	23.101	31.010	1'37.271	313,0	14:10'11.935
7	19.582	23.525	23.237	31.088	1'37.432	313,0	14:11'49.367
8	19.885	23.650	23.146	31.108	1'37.789	313,0	14:13'27.156
9	19.606	23.672	23.410	31.105	1'37.793	315,8	14:15'04.949
10	19.846	23.694	23.300	30.971	1'37.811	314,9	14:16'42.760
11	19.838	23.629	23.179	30.913	1'37.559	314,9	14:18'20.319
12	19.770	23.572	23.192	31.066	1'37.600	315,8	14:19'57.919
13	19.765	23.579	23.277	31.027	1'37.648	314,9	14:21'35.567

13/10/2024 P = Pits In/Out - C = Lap Time Cancelled

These data/results cannot be reproduced, stored and/or transmitted in whole or in part by any manner of electronic, mechanical, photocopying, recording, broadcasting or otherwise now known or herein after developed without the previous express consent by the copyright owner, except for reproduction in daily press and regular printed publications on sale to the public within 60 days of the event related to those data/results and always provided that copyright symbol appears together as follows below.

© DORNA WSBK ORGANIZATION Srl 2024

14	19.703	23.612	23.221	30.981	1'37.517	313,0	14:23'13.084
15	19.824	23.578	23.217	31.018	1'37.637	314,0	14:24'50.721
16	19.877	23.657	23.208	30.965	1'37.707	311,2	14:26'28.428
17	19.770	23.681	23.090	31.142	1'37.683	314,9	14:28'06.111
18	19.690	23.691	23.216	31.077	1'37.674	315,8	14:29'43.785
19	19.907	23.693	23.218	30.957	1'37.775	313,0	14:31'21.560
20	19.836	23.772	23.224	31.082	1'37.914	315,8	14:32'59.474
21	19.900	23.775	23.129	31.257	1'38.061	313,0	14:34'37.535

Race Time 34'13.895

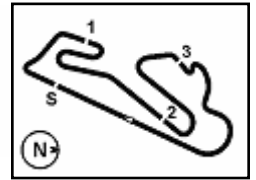
4° 65 J. REA [1'37.583]							
Lap	Seg1	Seg2	Seg3	Seg4	Lap Time	km/h	Local Time
1		23.790	22.951	31.003	1'42.002		14:02'05.642
2	19.903	23.732	23.025	30.986	1'37.646	308,6	14:03'43.288
3	19.958	23.600	23.237	30.871	1'37.666	308,6	14:05'20.954
4	19.859	23.667	23.084	30.984	1'37.594	311,2	14:06'58.548
5	19.820	23.626	23.142	31.301	1'37.889	314,0	14:08'36.437
6	19.829	23.613	23.092	31.049	1'37.583	313,0	14:10'14.020
7	19.812	23.548	23.132	31.100	1'37.592	310,3	14:11'51.612
8	19.875	23.629	23.073	31.249	1'37.826	309,5	14:13'29.438
9	19.886	23.686	23.084	31.160	1'37.816	306,8	14:15'07.254
10	19.828	23.604	23.090	31.193	1'37.715	306,8	14:16'44.969
11	19.818	23.721	23.067	31.454	1'38.060	302,5	14:18'23.029
12	19.841	23.703	23.113	31.287	1'37.944	301,7	14:20'00.973
13	19.959	23.638	23.100	31.266	1'37.963	303,4	14:21'38.936
14	19.823	23.653	23.062	31.265	1'37.803	303,4	14:23'16.739
15	19.999	23.653	23.099	31.250	1'38.001	302,5	14:24'54.740
16	20.010	23.753	23.201	31.371	1'38.335	303,4	14:26'33.075
17	19.967	23.719	23.217	31.322	1'38.225	302,5	14:28'11.300
18	19.940	23.892	23.268	31.301	1'38.401	302,5	14:29'49.701
19	19.911	23.669	23.287	31.492	1'38.359	303,4	14:31'28.060
20	19.986	23.739	23.446	31.388	1'38.559	304,2	14:33'06.619
21	19.993	23.817	23.339	31.774	1'38.923	304,2	14:34'45.542

Race Time 34'21.902

5° 60 M. VAN DER MARK [1'37.477]							
Lap	Seg1	Seg2	Seg3	Seg4	Lap Time	km/h	Local Time
1		24.172	23.073	31.028	1'43.282		14:02'06.922
2	19.994	23.757	23.162	31.103	1'38.016	318,6	14:03'44.938
3	19.802	23.629	23.077	31.036	1'37.544	322,4	14:05'22.482
4	19.811	23.626	23.092	30.948	1'37.477	320,5	14:06'59.959
5	19.968	23.739	23.060	31.113	1'37.880	315,8	14:08'37.839
6	20.001	23.892	23.140	31.065	1'38.098	320,5	14:10'15.937
7	19.858	23.701	23.167	31.069	1'37.795	314,9	14:11'53.732
8	19.679	23.790	23.262	31.171	1'37.902	309,5	14:13'31.634
9	19.731	23.829	23.330	31.159	1'38.049	312,1	14:15'09.683
10	19.826	23.814	23.375	31.247	1'38.262	309,5	14:16'47.945
11	19.814	23.778	23.223	31.233	1'38.048	308,6	14:18'25.993
12	19.769	23.830	23.193	31.209	1'38.001	307,7	14:20'03.994
13	19.751	23.791	23.186	31.239	1'37.967	310,3	14:21'41.961
14	19.818	23.824	23.355	31.335	1'38.332	310,3	14:23'20.293
15	19.765	23.782	23.306	31.268	1'38.121	309,5	14:24'58.414
16	19.860	23.884	23.299	31.260	1'38.303	309,5	14:26'36.717
17	19.859	23.825	23.332	31.326	1'38.342	307,7	14:28'15.059
18	19.745	23.924	23.352	31.298	1'38.319	307,7	14:29'53.378
19	19.966	23.926	23.364	31.450	1'38.706	307,7	14:31'32.084
20	19.877	23.809	23.299	31.375	1'38.360	310,3	14:33'10.444
21	20.079	23.801	23.135	31.287	1'38.302	312,1	14:34'48.746

Race Time 34'25.106

6° 97 X. VIERGE [1'37.631]							
Lap	Seg1	Seg2	Seg3	Seg4	Lap Time	km/h	Local Time
1		23.819	23.317	31.142	1'42.809		14:02'06.449
2	19.702	24.170	23.108	31.119	1'38.099	318,6	14:03'44.548
3	19.812	23.666	23.060	31.093	1'37.631	324,3	14:05'22.179
4	20.472	23.602	23.093	31.111	1'38.278	321,4	14:07'00.457



Circuito Estoril 4.182 m

Estoril Round, 11-13 October 2024
Chronological Analysis Race 2

Start at 14:00'23.640

2 / 4

5	19.773	23.736	23.126	31.207	1'37.842	320,5	14:08'38.299	20	19.973	23.836	23.335	31.231	1'38.375	318,6	14:33'10.516
6	19.802	23.768	23.329	31.245	1'38.144	320,5	14:10'16.443	21	21.693	23.876	23.668	31.155	1'40.392	317,6	14:34'50.908
7	19.875	23.663	23.273	31.170	1'37.981	319,5	14:11'54.424	Race Time 34'27.268							

9°		21 M. RINALDI (1'37.837)						
Lap	Seg.1	Seg.2	Seg.3	Seg.4	Lap Time	km/h	Local Time	
1		24.241	23.072	30.994	1'43.469		14:02'07.109	
2	20.084	23.793	23.397	31.261	1'38.535	314,0	14:03'45.644	
3	20.047	23.815	23.070	31.264	1'38.196	314,0	14:05'23.840	
4	20.037	23.692	23.075	31.237	1'38.041	314,9	14:07'01.881	
5	19.906	23.734	23.047	31.198	1'37.885	312,1	14:08'39.766	
6	19.807	23.779	23.068	31.183	1'37.837	313,0	14:10'17.603	
7	20.047	23.741	23.145	31.234	1'38.167	312,1	14:11'55.770	
8	19.944	23.704	23.105	31.401	1'38.154	314,0	14:13'33.924	
9	19.972	23.809	23.152	31.227	1'38.160	311,2	14:15'12.084	
10	19.932	23.694	23.056	31.304	1'37.986	310,3	14:16'50.070	
11	19.943	23.720	23.147	31.294	1'38.104	310,3	14:18'28.174	
12	20.041	23.818	23.059	31.385	1'38.303	310,3	14:20'06.477	
13	19.959	23.811	23.104	31.324	1'38.198	311,2	14:21'44.675	
14	20.019	23.909	23.123	31.273	1'38.324	311,2	14:23'22.999	
15	19.978	23.847	23.149	31.304	1'38.278	310,3	14:25'01.277	
16	19.938	23.802	23.134	31.236	1'38.110	311,2	14:26'39.387	
17	19.922	23.829	23.204	31.273	1'38.228	311,2	14:28'17.615	
18	19.912	23.861	23.227	31.363	1'38.363	312,1	14:29'55.978	
19	20.070	23.881	23.291	31.436	1'38.678	313,0	14:31'34.656	
20	19.998	23.949	23.287	31.588	1'38.822	312,1	14:33'13.478	
21	20.184	24.044	23.315	31.645	1'39.188	313,0	14:34'52.666	
Race Time 34'29.026								

7°		9 D. PETRUCCI (1'37.691)						
Lap	Seg.1	Seg.2	Seg.3	Seg.4	Lap Time	km/h	Local Time	
1		24.045	23.162	31.166	1'42.614		14:02'06.254	
2	19.843	23.955	23.022	31.370	1'38.190	318,6	14:03'44.444	
3	19.762	23.658	23.120	31.151	1'37.691	325,3	14:05'22.135	
4	19.758	23.627	23.081	31.256	1'37.722	317,6	14:06'59.857	
5	19.852	23.648	23.022	31.354	1'37.876	315,8	14:08'37.733	
6	19.979	23.749	23.097	31.319	1'38.144	316,7	14:10'15.877	
7	20.101	23.721	23.231	31.158	1'38.211	314,0	14:11'54.088	
8	19.755	23.629	23.243	31.355	1'37.982	319,5	14:13'32.070	
9	19.772	23.651	23.334	31.286	1'38.043	316,7	14:15'10.113	
10	19.791	23.661	23.318	31.410	1'38.180	317,6	14:16'48.293	
11	19.735	23.693	23.303	31.329	1'38.060	318,6	14:18'26.353	
12	20.013	23.796	23.309	31.233	1'38.351	317,6	14:20'04.704	
13	19.806	23.705	23.273	31.406	1'38.190	319,5	14:21'42.894	
14	20.249	23.777	23.407	31.366	1'38.799	316,7	14:23'21.693	
15	19.979	23.645	23.275	31.385	1'38.284	317,6	14:24'59.977	
16	19.749	23.703	23.294	31.394	1'38.140	314,0	14:26'38.117	
17	19.883	23.763	23.268	31.420	1'38.334	314,9	14:28'16.451	
18	19.857	23.759	23.250	31.351	1'38.217	315,8	14:29'54.668	
19	19.869	23.717	23.274	31.476	1'38.336	321,4	14:31'33.004	
20	19.981	23.767	23.244	31.445	1'38.437	321,4	14:33'11.441	
21	20.148	23.814	23.307	31.741	1'39.010	319,5	14:34'50.451	
Race Time 34'26.811								

8°		29 A. IANNONE (1'37.506)						
Lap	Seg.1	Seg.2	Seg.3	Seg.4	Lap Time	km/h	Local Time	
1		24.105	24.020	30.837	1'43.821		14:02'07.461	
2	19.967	23.610	23.213	30.774	1'37.564	307,7	14:03'45.025	
3	21.553	23.779	23.139	30.982	1'39.453	322,4	14:05'24.478	
4	20.025	23.616	23.171	30.964	1'37.776	311,2	14:07'02.254	
5	20.024	23.648	23.205	30.892	1'37.769	314,9	14:08'40.023	
6	19.867	23.613	23.092	31.013	1'37.585	317,6	14:10'17.608	
7	19.802	23.649	23.173	30.980	1'37.604	314,0	14:11'55.212	
8	19.787	23.532	23.174	31.013	1'37.506	315,8	14:13'32.718	
9	19.833	23.662	23.386	30.967	1'37.848	317,6	14:15'10.566	
10	19.827	23.848	23.314	31.056	1'38.045	306,8	14:16'48.611	
11	19.798	23.804	23.224	30.945	1'37.771	322,4	14:18'26.382	
12	19.798	23.772	23.270	31.052	1'37.892	316,7	14:20'04.274	
13	19.875	23.722	23.213	31.127	1'37.937	315,8	14:21'42.211	
14	19.895	23.749	23.322	31.228	1'38.194	315,8	14:23'20.405	
15	19.852	23.771	23.367	31.113	1'38.103	319,5	14:24'58.508	
16	20.048	23.761	23.386	31.127	1'38.322	316,7	14:26'36.830	
17	19.925	23.696	23.536	31.377	1'38.534	316,7	14:28'15.364	
18	19.782	23.747	23.312	31.180	1'38.021	316,7	14:29'53.385	
19	20.199	23.865	23.440	31.252	1'38.756	309,5	14:31'32.141	

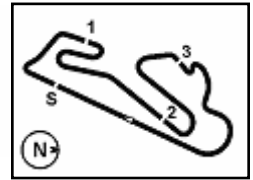
10°		47 A. BASSANI (1'37.792)						
Lap	Seg.1	Seg.2	Seg.3	Seg.4	Lap Time	km/h	Local Time	
1		23.909	24.363	31.350	1'44.648		14:02'08.288	
2	19.953	23.702	23.142	31.086	1'37.883	312,1	14:03'46.171	
3	19.891	23.696	23.233	31.118	1'37.938	321,4	14:05'24.109	
4	19.970	23.680	23.248	31.128	1'38.026	317,6	14:07'02.135	
5	19.941	23.649	23.129	31.133	1'37.852	312,1	14:08'39.987	
6	20.062	23.827	23.210	31.069	1'38.168	305,9	14:10'18.155	
7	19.800	23.713	23.157	31.122	1'37.792	317,6	14:11'55.947	
8	20.048	23.719	23.280	31.249	1'38.296	313,0	14:13'34.243	
9	19.939	23.845	23.398	31.265	1'38.447	314,0	14:15'12.690	
10	19.852	23.831	23.286	31.245	1'38.214	313,0	14:16'50.904	
11	19.851	23.691	23.181	31.307	1'38.030	312,1	14:18'28.934	
12	19.892	23.697	23.217	31.359	1'38.165	314,0	14:20'07.099	
13	19.911	23.826	23.248	31.395	1'38.380	316,7	14:21'45.479	
14	20.033	23.767	23.203	31.434	1'38.437	314,0	14:23'23.916	
15	19.977	23.753	23.520	31.452	1'38.702	313,0	14:25'02.618	
16	19.938	23.745	23.390	31.430	1'38.503	313,0	14:26'41.121	
17	19.934	23.721	23.350	31.425	1'38.430	312,1	14:28'19.551	
18	20.004	23.784	23.277	31.453	1'38.518	312,1	14:29'58.069	
19	19.846	23.841	23.280	31.351	1'38.318	310,3	14:31'36.387	
20	19.914	23.867	23.144	31.394	1'38.319	315,8	14:33'14.706	
21	20.048	23.993	23.312	31.444	1'38.797	311,2	14:34'53.503	
Race Time 34'29.863								

11°		45 S. REDDING (1'37.945)						
Lap	Seg.1	Seg.2	Seg.3	Seg.4	Lap Time	km/h	Local Time	
1		24.058	23.715	31.719	1'45.147		14:02'08.787	
2	19.965	23.884	23.177	31.329	1'38.355	314,9	14:03'47.142	
3	19.932	23.797	23.162	31.458	1'38.349	318,6	14:05'25.491	
4	19.919	23.844	23.179	31.376	1'38.318	318,6	14:07'03.809	
5	20.037	23.815	23.277	31.367	1'38.496	317,6	14:08'42.305	
6	19.786	23.740	23.150	31.438	1'38.114	312,1	14:10'20.419	
7	19.764	23.690	23.174	31.437	1'38.065	312,1	14:11'58.484	
8	19.769	23.672	23.131	31.373	1'37.945	310,3	14:13'36.429	
9	19.774	23.747	23.201	31.449	1'38.171	312,1	14:15'14.600	
10	19.894	23.785	23.142	31.408	1'38.229	310,3	14:16'52.829	

13/10/2024 P = Pits In/Out - C = Lap Time Cancelled

These data/results cannot be reproduced, stored and/or transmitted in whole or in part by any manner of electronic, mechanical, photocopying, recording, broadcasting or otherwise now known or herein after developed without the previous express consent by the copyright owner, except for reproduction in daily press and regular printed publications on sale to the public within 60 days of the event related to those data/results and always provided that copyright symbol appears together as follows below.

© DORNA WSBK ORGANIZATION Srl 2024



Circuito Estoril 4.182 m

Estoril Round, 11-13 October 2024
Chronological Analysis Race 2

Start at 14:00'23.640

3 / 4

11	19.807	23.760	23.090	31.431	1'38.088	311,2	14:18'30.917	2	20.416	23.786	23.199	31.210	1'38.611	306,8	14:03'47.857
12	19.761	23.651	23.180	31.467	1'38.059	309,5	14:20'08.976	3	19.933	23.837	23.217	31.285	1'38.272	312,1	14:05'26.129
13	19.740	23.732	23.093	31.452	1'38.017	313,0	14:21'46.993	4	19.985	23.868	23.293	31.156	1'38.302	311,2	14:07'04.431
14	19.877	23.736	23.165	31.470	1'38.248	312,1	14:23'25.241	5	20.066	23.913	23.359	31.355	1'38.693	314,0	14:08'43.124
15	19.792	23.770	23.178	31.584	1'38.324	313,0	14:25'03.565	6	19.943	23.886	23.369	31.286	1'38.484	312,1	14:10'21.608
16	19.903	23.783	23.261	31.479	1'38.426	313,0	14:26'41.991	7	19.988	23.778	23.280	31.385	1'38.431	309,5	14:12'00.039
17	19.887	23.778	23.283	31.488	1'38.436	313,0	14:28'20.427	8	19.892	23.784	23.232	31.387	1'38.295	308,6	14:13'38.334
18	20.104	23.886	23.250	31.582	1'38.822	310,3	14:29'59.249	9	20.001	23.920	23.276	31.276	1'38.473	310,3	14:15'16.807
19	19.856	23.810	23.280	31.589	1'38.535	314,0	14:31'37.784	10	19.911	23.993	23.413	31.603	1'38.920	306,8	14:16'55.727
20	19.950	23.969	23.241	31.646	1'38.806	314,0	14:33'16.590	11	20.257	24.021	23.679	31.378	1'39.335	304,2	14:18'35.062
21	19.972	24.045	23.199	31.738	1'38.954	314,0	14:34'55.544	12	20.158	23.995	23.367	31.505	1'39.025	307,7	14:20'14.087

Race Time 34'31.904

12° 22 A. LOWES [1'37.567]

Lap	Seg1	Seg2	Seg3	Seg4	Lap Time	km/h	Local Time
1		24.154	23.459	31.067	1'43.110		14:02'06.750
2	19.989	23.840	23.165	31.179	1'38.173	318,6	14:03'44.923
3	26.384	23.843	23.064	31.308	1'44.599	318,6	14:05'29.522
4	20.128	23.605	23.169	31.308	1'38.210	309,5	14:07'07.732
5	20.059	24.018	23.282	31.656	1'39.015	314,9	14:08'46.747
6	19.794	23.711	23.072	31.261	1'37.838	309,5	14:10'24.585
7	19.762	23.596	23.083	31.262	1'37.703	310,3	14:12'02.288
8	19.812	23.641	22.995	31.119	1'37.567	309,5	14:13'39.855
9	19.976	23.782	23.180	31.205	1'38.143	309,5	14:15'17.998
10	19.999	23.663	23.268	31.289	1'38.219	309,5	14:16'56.217
11	19.980	23.798	23.360	31.373	1'38.511	307,7	14:18'34.728
12	19.943	23.883	23.280	31.363	1'38.469	317,6	14:20'13.197
13	19.726	23.720	22.998	31.298	1'37.742	309,5	14:21'50.939
14	19.949	23.702	23.154	31.248	1'38.053	307,7	14:23'28.992
15	20.100	23.652	23.191	31.219	1'38.162	305,1	14:25'07.154
16	19.997	23.607	23.140	31.219	1'37.963	306,8	14:26'45.117
17	19.852	23.736	23.162	31.608	1'38.358	309,5	14:28'23.475
18	19.906	23.665	23.123	31.421	1'38.115	309,5	14:30'01.590
19	19.948	23.663	22.994	31.242	1'37.847	311,2	14:31'39.437
20	19.846	23.910	23.031	31.250	1'38.037	316,7	14:33'17.474
21	19.996	23.665	23.170	31.299	1'38.130	313,0	14:34'55.604

Race Time 34'31.964

13° 77 D. AEGERTER [1'38.201]

Lap	Seg1	Seg2	Seg3	Seg4	Lap Time	km/h	Local Time
1		24.253	23.686	31.654	1'44.894		14:02'08.534
2	19.994	23.907	23.098	31.363	1'38.362	315,8	14:03'46.896
3	20.024	23.782	23.239	31.254	1'38.299	315,8	14:05'25.195
4	20.059	23.714	23.208	31.433	1'38.414	314,9	14:07'03.609
5	20.098	23.805	23.348	31.720	1'38.971	310,3	14:08'42.580
6	19.962	23.808	23.248	31.393	1'38.411	314,9	14:10'20.991
7	19.887	23.708	23.209	31.416	1'38.220	313,0	14:11'59.211
8	19.857	23.620	23.242	31.482	1'38.201	310,3	14:13'37.412
9	19.807	23.797	23.318	31.680	1'38.602	309,5	14:15'16.014
10	20.056	23.812	23.568	31.928	1'39.364	308,6	14:16'55.378
11	20.377	23.879	23.435	31.576	1'39.267	304,2	14:18'34.645
12	20.225	23.942	23.312	31.445	1'38.924	310,3	14:20'13.569
13	19.913	23.810	23.282	31.742	1'38.747	313,0	14:21'52.316
14	20.030	23.934	23.320	31.750	1'39.034	306,8	14:23'31.350
15	20.035	23.904	23.345	31.620	1'38.904	306,8	14:25'10.254
16	20.007	23.814	23.426	31.694	1'38.941	306,8	14:26'49.195
17	20.030	24.037	23.490	31.819	1'39.376	305,9	14:28'28.571
18	20.041	23.992	23.400	31.828	1'39.261	305,9	14:30'07.832
19	19.955	23.900	23.309	31.684	1'38.848	306,8	14:31'46.680
20	20.049	23.974	23.415	31.813	1'39.251	309,5	14:33'25.931
21	20.054	24.067	23.217	31.755	1'39.093	306,8	14:35'05.024

Race Time 34'41.384

14° 28 B. RAY [1'38.272]

Lap	Seg1	Seg2	Seg3	Seg4	Lap Time	km/h	Local Time
1		24.457	23.636	31.727	1'45.606		14:02'09.246

15° 75 I. LOPES [1'38.928]

Lap	Seg1	Seg2	Seg3	Seg4	Lap Time	km/h	Local Time
1		24.571	23.788	31.697	1'46.239		14:02'09.879
2	20.283	24.182	23.352	31.310	1'39.127	302,5	14:03'49.006
3	20.391	24.104	23.400	31.601	1'39.496	311,2	14:05'28.502
4	20.013	24.093	23.373	31.480	1'38.959	305,1	14:07'07.461
5	20.119	23.976	23.461	31.932	1'39.488	305,9	14:08'46.949
6	19.980	24.025	23.295	31.628	1'38.928	308,6	14:10'25.877
7	20.010	24.057	23.317	31.560	1'38.944	304,2	14:12'04.821
8	20.198	23.954	23.389	31.619	1'39.160	303,4	14:13'43.981
9	20.019	24.208	23.503	31.724	1'39.454	304,2	14:15'23.435
10	20.015	24.067	23.631	31.702	1'39.415	300,0	14:17'02.850
11	20.022	24.152	23.602	31.681	1'39.457	300,8	14:18'42.307
12	20.080	24.028	23.525	31.720	1'39.353	300,0	14:20'21.660
13	19.952	24.069	23.459	31.680	1'39.160	302,5	14:22'00.820
14	20.080	24.194	23.539	31.666	1'39.479	300,8	14:23'40.299
15	20.073	23.998	23.614	31.628	1'39.313	300,0	14:25'19.612
16	20.026	24.128	23.392	31.681	1'39.227	300,8	14:26'58.839
17	20.118	24.066	23.466	31.718	1'39.368	300,8	14:28'38.207
18	19.986	24.060	23.524	31.616	1'39.186	301,7	14:30'17.393
19	20.023	24.027	23.384	31.735	1'39.169	302,5	14:31'56.562
20	19.939	24.208	23.436	31.707	1'39.290	303,4	14:33'35.852
21	20.049	24.003	23.428	31.757	1'39.237	302,5	14:35'15.089

Race Time 34'51.449

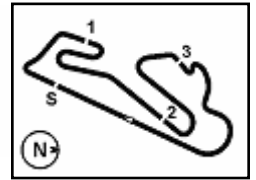
16° 5 P. DETTL [1'39.048]

Lap	Seg1	Seg2	Seg3	Seg4	Lap Time	km/h	Local Time
1		24.721	23.763	32.096	1'46.586		14:02'10.226
2	20.241	24.037	23.524	31.460	1'39.262	309,5	14:03'49.488
3	20.205	24.045	23.463	31.782	1'39.495	310,3	14:05'28.983
4	20.090	23.887	23.404	31.941	1'39.322	305,9	14:07'08.305
5	20.124	23.909	23.355	31.719	1'39.107	305,9	14:08'47.412
6	20.055	23.983	23.422	31.714	1'39.174	307,7	14:10'26.586
7	20.221	23.901	23.397	31.726	1'39.245	305,1	14:12'05.831
8	20.022	23.987	23.527	31.782	1'39.318	303,4	14:13'45.149
9	19.973	23.988	23.427	31.731	1'39.119	302,5	14:15'24.268
10	20.019	23.996	23.445	31.735	1'39.195	303,4	14:17'03.463
11	20.072	24.013	23.558	31.758	1'39.401	302,5	14:18'42.864
12	20.051	23.936	23.642	31.703	1'39.332	301,7	14:20'22.196
13	19.963	23.977	23.430	31.691	1'39.061	304,2	14:22'01.257
14	20.059	24.030	23.566	31.726	1'39.381	305,1	14:23'40.638
15	20.164	24.010	23.520	31.806	1'39.500	305,1	14:25'20.138
16	20.089	23.998	23.462	31.768	1'39.317	303,4	14:26'59.455

13/10/2024 P = Pits In/Out - C = Lap Time Cancelled

These data/results cannot be reproduced, stored and/or transmitted in whole or in part by any manner of electronic, mechanical, photocopying, recording, broadcasting or otherwise now known or herein after developed without the previous express consent by the copyright owner, except for reproduction in daily press and regular printed publications on sale to the public within 60 days of the event related to those data/results and always provided that copyright symbol appears together as follows below.

© DORNA WSBK ORGANIZATION Srl 2024



Circuito Estoril 4.182 m

Estoril Round, 11-13 October 2024

Chronological Analysis Race 2

Start at 14:00'23.640

4 / 4

Lap	Seg1	Seg2	Seg3	Seg4	Lap Time	km/h	Local Time	RET	Seg1	Seg2	Seg3	Seg4	Lap Time	km/h	Local Time
17	20.035	23.996	23.442	31.715	1'39.188	302,5	14:28'38.643	3	19.917	23.549	23.038	31.219	1'37.723	306,8	14:05'20.691
18	20.021	23.978	23.545	31.660	1'39.204	305,9	14:30'17.847	4	19.852	23.583	23.063	31.204	1'37.702	314,0	14:06'58.393
19	20.049	23.940	23.430	31.629	1'39.048	305,1	14:31'56.895	5	19.710	23.613	23.045	31.141	1'37.509	311,2	14:08'35.902
20	19.993	24.054	23.497	31.772	1'39.316	309,5	14:33'36.211	6	19.767	23.528	22.982	31.219	1'37.496	310,3	14:10'13.398
21	20.270	24.028	23.396	31.937	1'39.631	305,1	14:35'15.842	7	19.638	23.660	22.961	31.204	1'37.463	310,3	14:11'50.861
Race Time 34'52.202								8	19.687	23.618	23.098	31.233	1'37.636	310,3	14:13'28.497
Race Time 13'04.857								9	19.730	23.669				309,5	

17° 91 L. BERNARDI [1'39.954]

Lap	Seg1	Seg2	Seg3	Seg4	Lap Time	km/h	Local Time
1		24.642	23.850	32.291	1'47.201		14:02'10.841
2	20.350	24.316	23.763	31.985	1'40.414	309,5	14:03'51.255
3	20.397	24.432	23.671	32.051	1'40.551	305,1	14:05'31.806
4	20.268	24.406	23.580	32.051	1'40.305	304,2	14:07'12.111
5	20.305	24.360	23.696	32.114	1'40.475	302,5	14:08'52.586
6	20.247	24.422	23.743	32.135	1'40.547	302,5	14:10'33.133
7	20.329	24.309	23.718	32.141	1'40.497	301,7	14:12'13.630
8	20.212	24.366	23.691	32.076	1'40.345	299,2	14:13'53.975
9	20.332	24.351	23.753	32.122	1'40.558	300,8	14:15'34.533
10	20.230	24.299	25.835	32.278	1'42.642	299,2	14:17'17.175
11	20.237	24.458	23.984	31.959	1'40.638	299,2	14:18'57.813
12	20.552	24.535	23.620	31.871	1'40.578	299,2	14:20'38.391
13	20.144	24.326	23.612	31.922	1'40.004	300,8	14:22'18.395
14	20.324	24.314	23.644	31.938	1'40.220	300,0	14:23'58.615
15	20.209	24.285	23.749	32.192	1'40.435	300,0	14:25'39.050
16	20.402	24.344	23.695	32.025	1'40.466	300,0	14:27'19.516
17	20.302	24.215	23.820	31.950	1'40.287	300,0	14:28'59.803
18	20.276	24.371	23.802	31.936	1'40.385	300,8	14:30'40.188
19	20.155	24.417	23.635	31.879	1'40.086	300,0	14:32'20.274
20	20.300	24.183	23.509	31.962	1'39.954	300,8	14:34'00.228
21	20.145	24.330	23.629	32.030	1'40.134	302,5	14:35'40.362
Race Time 35'16.722							

RET 31 G. GERLOFF [1'37.567]

Lap	Seg1	Seg2	Seg3	Seg4	Lap Time	km/h	Local Time
1		24.426	23.473	31.108	1'44.169		14:02'07.809
2	19.874	23.603	23.227	31.219	1'37.923	304,2	14:03'45.732
3	19.708	23.680	22.978	31.201	1'37.567	324,3	14:05'23.299
4	19.864	23.697	23.204	36.543	1'43.308	319,5	14:07'06.607
5	23.361	23.929				312,1	
Race Time 6'42.967							

RET 14 S. LOWES [1'39.389]

Lap	Seg1	Seg2	Seg3	Seg4	Lap Time	km/h	Local Time
1		24.556	23.699	31.710	1'45.504		14:02'09.144
2	20.708	23.993	23.337	31.351	1'39.389	295,9	14:03'48.533
3	20.393	23.757	23.318			309,5	
Race Time 3'24.893							

RET 95 T. MACKENZIE [1'39.183]

Lap	Seg1	Seg2	Seg3	Seg4	Lap Time	km/h	Local Time
1		24.818	23.806	31.499	1'45.812		14:02'09.452
2	20.500	24.112	23.389	31.182	1'39.183	311,2	14:03'48.635
3	20.479					311,2	
Race Time 3'24.995							

RET 53 T. RABAT [1'38.193]

Lap	Seg1	Seg2	Seg3	Seg4	Lap Time	km/h	Local Time
1		24.513	23.599	31.559	1'45.594		14:02'09.234
2	20.229	23.767	23.181	31.016	1'38.193	301,7	14:03'47.427
3	20.101	23.829	23.269	31.085	1'38.284	316,7	14:05'25.711
4	20.097	23.910	23.283	31.197	1'38.487	318,6	14:07'04.198
5	20.088	23.941	23.303	31.155	1'38.487	318,6	14:08'42.685
6	20.101	23.918	23.283	31.235	1'38.537	312,1	14:10'21.222
7	20.025	23.821	23.300	31.294	1'38.440	314,0	14:11'59.662
8	20.022	23.753	23.297	31.302	1'38.374	315,8	14:13'38.036
9	19.921	23.804	23.382	31.122	1'38.229	314,0	14:15'16.265
10	20.149	23.877	23.493	31.619	1'39.138	316,7	14:16'55.403
11	20.098	23.950	23.421	31.436	1'38.905	309,5	14:18'34.308
12	20.120	24.004	35.504	52.601	2'12.229P	313,0	14:20'46.537
Race Time 20'22.897							

RET 71 L. LECUONA [1'37.207]

Lap	Seg1	Seg2	Seg3	Seg4	Lap Time	km/h	Local Time
1		24.090	23.051	31.174	1'42.964		14:02'06.604
2	19.879	23.729	22.946	31.112	1'37.666	322,4	14:03'44.270
3	19.645	23.585	22.981	31.085	1'37.296	315,8	14:05'21.566
4	19.697	23.541	22.972	30.997	1'37.207	316,7	14:06'58.773
5	19.696	23.684	23.077	31.084	1'37.541	318,6	14:08'36.314
6	19.675	23.597	23.025	31.051	1'37.348	315,8	14:10'13.662
7	19.870	23.559	23.017	31.109	1'37.555	315,8	14:11'51.217
8	19.776	23.530	23.081	31.173	1'37.560	313,0	14:13'28.777
9	19.762	23.690	23.115	31.302	1'37.869	314,9	14:15'06.646
10	19.814	23.587				308,6	
Race Time 14'43.006							

RET 55 A. LOCATELLI [1'37.463]

Lap	Seg1	Seg2	Seg3	Seg4	Lap Time	km/h	Local Time
1		23.761	23.078	31.135	1'41.761		14:02'05.401
2	19.897	23.593	22.935	31.142	1'37.567	310,3	14:03'42.968

13/10/2024 P = Pits In/Dut - C = Lap Time Cancelled

These data/results cannot be reproduced, stored and/or transmitted in whole or in part by any manner of electronic, mechanical, photocopying, recording, broadcasting or otherwise now known or herein after developed without the previous express consent by the copyright owner, except for reproduction in daily press and regular printed publications on sale to the public within 60 days of the event related to those data/results and always provided that copyright symbol appears together as follows below.

© DORNA WSBK ORGANIZATION Srl 2024

