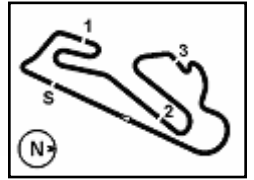


**CIRCUITO ESTORIL**

**LENGTH:** 4,182 km 2,598 mi

Loop	ID	OC	GPS	
			LAT	LON
Pit In	3	15	38,75049 N	9,39243 W
Pit Out	18	90	38,74597 N	9,39559 W
Speed	20	100	38,74810 N	9,39362 W
I1	22	110	38,74865 N	9,39691 W
I2	24	120	38,75217 N	9,39220 W
I3	26	130	38,75290 N	9,39575 W
FL	30	150	38,75000 N	9,39254 W

LLP = Long Lap Penalty  
PS = Practice Start board



Circuito Estoril 4.182 m

## Estoril Round, 11-13 October 2024

### Biographical Entry List

No.	Rider (Abbreviation)	Age	Date of Birth	Place of Birth	Nat	Bike Team	Wins 2024	Podiums 2024	Pole 2024	Races 2024	Tyres	Class
1	<b>1</b> BAUTISTA Alvaro [Bau]	39	21/11/1984	Talavera de la Reina	ESP	Ducati Panigale V4R Aruba.it Racing - Ducati	63 4	105 16	10	198 29	Pirelli	
2	<b>5</b> OETTL Philipp [Oet]	28	03/05/1996	Bad Reichenhall	GER	Yamaha YZF R1 GMT94 Yamaha				98 30	Pirelli	IND
3	<b>7</b> LECUONA Iker [Lec]	24	06/01/2000	Valencia	ESP	Honda CBR1000 RR-R Team HRC		1	1	89 24	Pirelli	
4	<b>9</b> PETRUCCI Danilo [Pet]	33	24/10/1990	Terni	ITA	Ducati Panigale V4R Barni Spark Racing Team	3 3	13 10		63 27	Pirelli	IND
5	<b>11</b> BULEGA Nicolo [Bul]	24	16/10/1999	Montecchio Emilia	ITA	Ducati Panigale V4R Aruba.it Racing - Ducati	3 3	18 18	3 3	30 30	Pirelli	
6	<b>14</b> LOWES Sam [SLo]	34	14/09/1990	Lincoln	GBR	Ducati Panigale V4R ELF Marc VDS Racing Team				24 24	Pirelli	IND
7	<b>21</b> RINALDI Michael Ruben [Rin]	28	21/12/1995	Rimini	ITA	Ducati Panigale V4R Team Motocorsa Racing	5	23		216 30	Pirelli	IND
8	<b>22</b> LOWES Alex [ALo]	34	14/09/1990	Lincoln	GBR	Kawasaki ZX-10RR Kawasaki Racing Team WorldSBK	4 2	45 11	2 1	314 29	Pirelli	
9	<b>28</b> RAY Bradley [Ray]	27	16/05/1997	Ashford	GBR	Yamaha YZF R1 Yamaha Motoxracing WorldSBK Team				56 30	Pirelli	IND
10	<b>29</b> IANNONE Andrea [Ian]	35	09/08/1989	Vasto	ITA	Ducati Panigale V4R Team GoEleven	1 1	5 5		30 30	Pirelli	IND
11	<b>31</b> GERLOFF Garrett [Ger]	29	01/08/1995	Tualatin	USA	BMW M 1000 RR Bonovo Action BMW		8 2	1	158 30	Pirelli	
12	<b>45</b> REDDING Scott [Red]	31	04/01/1993	Gloucester	GBR	BMW M 1000 RR Bonovo Action BMW	12	40	2	163 30	Pirelli	
13	<b>47</b> BASSANI Axel [Bas]	25	24/07/1999	Feltre	ITA	Kawasaki ZX-10RR Kawasaki Racing Team WorldSBK		6		139 30	Pirelli	
14	<b>53</b> RABAT Tito [Rab]	35	25/05/1989	Barcelona	ESP	Kawasaki ZX-10RR Kawasaki Puccetti Racing				86 30	Pirelli	IND
15	<b>54</b> RAZGATLIOGLU Toprak [Raz]	27	16/10/1996	Alanya	TUR	BMW M 1000 RR ROKiT BMW Motorrad WorldSBK Team	54 15	136 21	17 5	216 24	Pirelli	
16	<b>55</b> LOCATELLI Andrea [Loc]	27	16/10/1996	Alzano Lombardo	ITA	Yamaha YZF R1 Pata Prometeon Yamaha		17 3		139 30	Pirelli	
17	<b>60</b> VAN DER MARK Michael [vdM]	31	26/10/1992	Gouda	NED	BMW M 1000 RR ROKiT BMW Motorrad WorldSBK Team	6 1	41 1	1	273 30	Pirelli	
18	<b>65</b> REA Jonathan [Rea]	37	02/02/1987	Ballymena	GBR	Yamaha YZF R1 Pata Prometeon Yamaha	119	264	44 1	438 25	Pirelli	
19	<b>75</b> LOPES Ivo [Lop]	28	20/09/1996	Lisboa	POR	Honda CBR1000 RR-R PETRONAS MIE Racing Honda				12 9	Pirelli	IND
20	<b>77</b> AEGERTER Dominique [Aeg]	34	30/09/1990	Röthenbach Im Emmental	SUI	Yamaha YZF R1 GYTR GRT Yamaha WorldSBK Team		2		57 21	Pirelli	
21	<b>87</b> GARDNER Remy [Gar]	26	24/02/1998	Randwick	AUS	Yamaha YZF R1 GYTR GRT Yamaha WorldSBK Team		1 1		65 30	Pirelli	
22**	<b>91</b> BERNARDI Luca [Ber]	23	29/08/2001	San Marino	SMR	Yamaha YZF R1 Yamaha Motoxracing WorldSBK Team				27	Pirelli	IND
23	<b>95</b> MACKENZIE Tarran [Mac]	28	29/10/1995	Stirling	GBR	Honda CBR1000 RR-R PETRONAS MIE Racing Honda				25 22	Pirelli	IND
24	<b>97</b> VIERGE Xavi [Vie]	27	30/04/1997	Barcelona	ESP	Honda CBR1000 RR-R Team HRC		1		102 30	Pirelli	

## Estoril Round, 11-13 October 2024

### Results Free Practice 1st Session

Circuito Estoril 4.182 m

1 / 4

No.	Rider	Nat	Team	Bike	Class	Time	Gap	Rel.	Laps	Speed	
										Avg	Max
1	<b>54 T. RAZGATLIOGLU</b>	TUR	ROKIT BMW Motorrad WorldSBK Team	BMW M1000 RR		<b>1'52.344</b>			6	134,010	<b>302,5</b>
2	<b>9 D. PETRUCCI</b>	ITA	Barni Spark Racing Team	Ducati Panigale V4R	IND	<b>1'52.650</b>	0.306	0.306	14	133,646	<b>303,4</b>
3	<b>22 A. LOWES</b>	GBR	Kawasaki Racing Team WorldSBK	Kawasaki ZX-10RR		<b>1'52.778</b>	0.434	0.128	8	133,494	<b>295,9</b>
4	<b>95 T. MACKENZIE</b>	GBR	PETRONAS MIE Racing Honda	Honda CBR1000 RR-R	IND	<b>1'52.994</b>	0.650	0.216	13	133,239	<b>296,7</b>
5	<b>65 J. REA</b>	GBR	Pata Prometeon Yamaha	Yamaha YZF R1		<b>1'53.229</b>	0.885	0.235	11	132,962	<b>296,7</b>
6	<b>1 A. BAUTISTA</b>	ESP	Aruba.it Racing - Ducati	Ducati Panigale V4R		<b>1'53.247</b>	0.903	0.018	16	132,941	<b>298,3</b>
7	<b>11 N. BULEGA</b>	ITA	Aruba.it Racing - Ducati	Ducati Panigale V4R		<b>1'53.291</b>	0.947	0.044	6	132,890	<b>300,0</b>
8	<b>55 A. LOCATELLI</b>	ITA	Pata Prometeon Yamaha	Yamaha YZF R1		<b>1'53.692</b>	1.348	0.401	15	132,421	<b>297,5</b>
9	<b>21 M. RINALDI</b>	ITA	Team Motocorsa Racing	Ducati Panigale V4R	IND	<b>1'53.700</b>	1.356	0.008	19	132,412	<b>298,3</b>
10	<b>97 X. VIERGE</b>	ESP	Team HRC	Honda CBR1000 RR-R		<b>1'54.015</b>	1.671	0.315	18	132,046	<b>303,4</b>
11	<b>47 A. BASSANI</b>	ITA	Kawasaki Racing Team WorldSBK	Kawasaki ZX-10RR		<b>1'54.113</b>	1.769	0.098	10	131,932	<b>289,5</b>
12	<b>31 G. GERLOFF</b>	USA	Bonovo Action BMW	BMW M1000 RR		<b>1'54.264</b>	1.920	0.151	18	131,758	<b>300,0</b>
13	<b>45 S. REDDING</b>	GBR	Bonovo Action BMW	BMW M1000 RR		<b>1'54.300</b>	1.956	0.036	16	131,717	<b>296,7</b>
14	<b>7 I. LECUONA</b>	ESP	Team HRC	Honda CBR1000 RR-R		<b>1'54.326</b>	1.982	0.026	16	131,687	<b>298,3</b>
15	<b>28 B. RAY</b>	GBR	Yamaha Motoxrcing WorldSBK Team	Yamaha YZF R1	IND	<b>1'54.554</b>	2.210	0.228	16	131,424	<b>291,1</b>
16	<b>87 R. GARDNER</b>	AUS	GYTR GRT Yamaha WorldSBK Team	Yamaha YZF R1		<b>1'54.595</b>	2.251	0.041	16	131,377	<b>285,7</b>
17	<b>14 S. LOWES</b>	GBR	ELF Marc VDS Racing Team	Ducati Panigale V4R	IND	<b>1'54.972</b>	2.628	0.377	14	130,947	<b>279,8</b>
18	<b>60 M. VAN DER MARK</b>	NED	ROKIT BMW Motorrad WorldSBK Team	BMW M1000 RR		<b>1'55.496</b>	3.152	0.524	5	130,353	<b>272,0</b>
19	<b>75 I. LOPES</b>	POR	PETRONAS MIE Racing Honda	Honda CBR1000 RR-R	IND	<b>1'55.671</b>	3.327	0.175	14	130,155	<b>294,3</b>
20	<b>29 A. IANNONE</b>	ITA	Team GoEleven	Ducati Panigale V4R	IND	<b>1'56.343</b>	3.999	0.672	15	129,404	<b>295,1</b>
21	<b>53 T. RABAT</b>	ESP	Kawasaki Puccetti Racing	Kawasaki ZX-10RR	IND	<b>1'56.854</b>	4.510	0.511	21	128,838	<b>291,1</b>
22	<b>5 P. OETTL</b>	GER	GMT94 Yamaha	Yamaha YZF R1	IND	<b>1'56.982</b>	4.638	0.128	14	128,697	<b>290,3</b>
23	<b>77 D. AEGERTER</b>	SUI	GYTR GRT Yamaha WorldSBK Team	Yamaha YZF R1		<b>1'57.255</b>	4.911	0.273	16	128,397	<b>293,5</b>
<b>Out 105% in this Session</b>											
24	<b>91 L. BERNARDI</b>	SMR	Yamaha Motoxrcing WorldSBK Team	Yamaha YZF R1	IND	<b>1'58.425</b>	6.081	1.170	18	127,129	<b>284,2</b>

Qualifying Lap Time (105% of 1'52.344): **1'57.962**

AIR	Humidity:	96%	Temp:	19°C
TRACK	Condition:	Wet	Temp:	20°C

Records	Pole	(SP)	2022 J.Rea	1'35.346	157,900	Km/h
	Race	(RC1)	2022 J.Rea	1'36.204	156,490	Km/h
	All Times	(SP)	2022 J.Rea	1'35.346	157,900	Km/h

Start 11/10/2024 10:20 End 11:14 The results are provisional until the end of the time limit for protests and appeals and the completion of the technical checks.

These data/results cannot be reproduced, stored and/or transmitted in whole or in part by any manner of electronic, mechanical, photocopying, recording, broadcasting or otherwise now known or herein after developed without the previous express consent by the copyright owner, except for reproduction in daily press and regular printed publications on sale to the public within 60 days of the event related to those data/results and always provided that copyright symbol appears together as follows below.

© DORNA WSBK ORGANIZATION Srl 2024

## Estoril Round, 11-13 October 2024

### Results Free Practice 1st Session

#### Session Highlights

Local Time	No. Rider	Description
10.20.00		Start of Session
10.20.08		WorldSBK Pit Intervention Time: Imin 6secs
10.31.03		RED FLAG
10.35.00		Session Restart
10.45.04	<b>11 N. BULEGA</b>	#11 Crashed - Turn 6
10.47.31	<b>9 D. PETRUCCI</b>	#9 Lap Time Cancelled [1'53.950] - Yellow Flag - Turn 6
10.47.36	<b>1 A. BAUTISTA</b>	#1 Lap Time Cancelled [1'53.923] - Yellow Flag - Turn 6
10.47.41	<b>87 R. GARDNER</b>	#87 Lap Time Cancelled [1'56.388] - Yellow Flag - Turn 6
10.47.46	<b>55 A. LOCATELLI</b>	#55 Lap Time Cancelled [1'54.211] - Yellow Flag - Turn 6
10.47.51	<b>91 L. BERNARDI</b>	#91 Lap Time Cancelled [2'00.382] - Yellow Flag - Turn 6
10.47.56	<b>97 X. VIERGE</b>	#97 Lap Time Cancelled [1'56.798] - Yellow Flag - Turn 6
10.48.01	<b>21 M. RINALDI</b>	#21 Lap Time Cancelled [1'57.957] - Yellow Flag - Turn 6
10.48.06	<b>53 T. RABAT</b>	#53 Lap Time Cancelled [1'59.826] - Yellow Flag - Turn 6
10.48.11	<b>14 S. LOWES</b>	#14 Lap Time Cancelled [1'57.539] - Yellow Flag - Turn 6
10.48.16	<b>31 G. GERLOFF</b>	#31 Lap Time Cancelled [1'56.295] - Yellow Flag - Turn 6
10.48.21	<b>29 A. IANNONE</b>	#29 Lap Time Cancelled [2'04.549] - Yellow Flag - Turn 6
10.48.31	<b>95 T. MACKENZIE</b>	#95 Lap Time Cancelled [1'56.859] - Yellow Flag - Turn 6
10.48.36	<b>28 B. RAY</b>	#28 Lap Time Cancelled [1'55.132] - Yellow Flag - Turn 6
10.48.46	<b>45 S. REDDING</b>	#45 Lap Time Cancelled [1'54.084] - Yellow Flag - Turn 6
10.48.51	<b>47 A. BASSANI</b>	#47 Lap Time Cancelled [2'12.238] - Yellow Flag - Turn 6
10.48.56	<b>22 A. LOWES</b>	#22 Lap Time Cancelled [2'15.443] - Yellow Flag - Turn 6
10.49.01	<b>77 D. AEGERTER</b>	#77 Lap Time Cancelled [2'01.605] - Yellow Flag - Turn 6
10.49.06	<b>5 P. OETTL</b>	#5 Lap Time Cancelled [2'00.073] - Yellow Flag - Turn 6
10.49.11	<b>75 I. LOPES</b>	#75 Lap Time Cancelled [2'00.889] - Yellow Flag - Turn 6
10.53.12	<b>55 A. LOCATELLI</b>	#55 Crashed - Turn 9
10.53.34	<b>55 A. LOCATELLI</b>	#55 Rejoined
10.54.51	<b>53 T. RABAT</b>	#53 On the Gravel - Rejoined - Turn 1
10.54.52	<b>97 X. VIERGE</b>	#97 Lap Time Cancelled [1'54.293] - Yellow Flag - Turn 9-10
10.54.57	<b>21 M. RINALDI</b>	#21 Lap Time Cancelled [1'54.886] - Yellow Flag - Turn 9-10
11.02.45	<b>21 M. RINALDI</b>	#21 On the Gravel - Turn 6
11.03.21	<b>21 M. RINALDI</b>	#21 Rejoined
11.03.27	<b>75 I. LOPES</b>	#75 Crashed - Turn 7
11.05.58	<b>31 G. GERLOFF</b>	#31 Lap Time Cancelled [2'01.501] - Yellow Flag - Turn 6
11.05.58	<b>95 T. MACKENZIE</b>	#95 Crashed - Turn 7
11.06.03	<b>5 P. OETTL</b>	#5 Lap Time Cancelled [1'56.700] - Yellow Flag - Turn 6
11.06.14	<b>77 D. AEGERTER</b>	#77 Lap Time Cancelled [2'01.544] - Yellow Flag - Turn 6
11.06.18	<b>65 J. REA</b>	#65 Crashed - Turn 9
11.06.28	<b>22 A. LOWES</b>	#22 Crashed - Turn 6
11.07.38	<b>77 D. AEGERTER</b>	#77 Lap Time Cancelled [2'01.544] - Yellow Flag - Turn 7-8
11.07.43	<b>21 M. RINALDI</b>	#21 Lap Time Cancelled [2'52.931] - Yellow Flag - Turn 7-8
11.07.48	<b>14 S. LOWES</b>	#14 Lap Time Cancelled [9'57.238] - Yellow Flag - Turn 7-8
11.07.58	<b>7 I. LECUONA</b>	#7 Lap Time Cancelled [1'55.286] - Yellow Flag - Turn 7-8
11.08.03	<b>65 J. REA</b>	#65 Lap Time Cancelled [10'52.586] - Yellow Flag - Turn 7-8
11.08.08	<b>95 T. MACKENZIE</b>	#95 Lap Time Cancelled [7'39.056] - Yellow Flag - Turn 7-8
11.08.13	<b>55 A. LOCATELLI</b>	#55 Lap Time Cancelled [10'10.619] - Yellow Flag - Turn 7-8
11.08.14	<b>14 S. LOWES</b>	#14 Crashed - Turn 12
11.08.18	<b>97 X. VIERGE</b>	#97 Lap Time Cancelled [1'54.282] - Yellow Flag - Turn 7-8
11.08.23	<b>53 T. RABAT</b>	#53 Lap Time Cancelled [1'57.803] - Yellow Flag - Turn 7-8
11.08.28	<b>45 S. REDDING</b>	#45 Lap Time Cancelled [1'53.827] - Yellow Flag - Turn 7-8
11.08.33	<b>1 A. BAUTISTA</b>	#1 Lap Time Cancelled [1'52.848] - Yellow Flag - Turn 7-8
11.08.48	<b>9 D. PETRUCCI</b>	#9 Lap Time Cancelled [1'53.266] - Yellow Flag - Turn 7-8
11.08.53	<b>28 B. RAY</b>	#28 Lap Time Cancelled [1'58.652] - Yellow Flag - Turn 7-8
11.08.58	<b>22 A. LOWES</b>	#22 Lap Time Cancelled [17'30.075] - Yellow Flag - Turn 7-8
11.09.03	<b>47 A. BASSANI</b>	#47 Lap Time Cancelled [2'19.438] - Yellow Flag - Turn 7-8
11.09.08	<b>29 A. IANNONE</b>	#29 Lap Time Cancelled [1'57.293] - Yellow Flag - Turn 7-8
11.09.13	<b>87 R. GARDNER</b>	#87 Lap Time Cancelled [2'01.665] - Yellow Flag - Turn 7-8

Start                      End                      The results are provisional until the end of the time limit for protests and appeals  
 11/10/2024              10:20                      11:14                      and the completion of the technical checks.

These data/results cannot be reproduced, stored and/or transmitted in whole or in part by any manner of electronic, mechanical, photocopying, recording, broadcasting or otherwise now known or herein after developed without the previous express consent by the copyright owner, except for reproduction in daily press and regular printed publications on sale to the public within 60 days of the event related to those data/results and always provided that copyright symbol appears together as follows below.

© DORNA WSBK ORGANIZATION Srl 2024

## Estoril Round, 11-13 October 2024

### Results Free Practice 1st Session

11.10.09	<b>53 T. RABAT</b>	#53 Lap Time Cancelled [1'58.982] - Yellow Flag - Turn 7
11.10.14	<b>1 A. BAUTISTA</b>	#1 Lap Time Cancelled [1'52.624] - Yellow Flag - Turn 7
11.10.19	<b>45 S. REDDING</b>	#45 Lap Time Cancelled [2'02.143] - Yellow Flag - Turn 7
11.10.24	<b>9 D. PETRUCCI</b>	#9 Lap Time Cancelled [1'53.782] - Yellow Flag - Turn 7
11.10.29	<b>28 B. RAY</b>	#28 Lap Time Cancelled [2'17.825] - Yellow Flag - Turn 7
11.10.34	<b>29 A. IANNONE</b>	#29 Lap Time Cancelled [1'57.971] - Yellow Flag - Turn 7
11.10.39	<b>87 R. GARDNER</b>	#87 Lap Time Cancelled [2'00.952] - Yellow Flag - Turn 7
11.10.44	<b>5 P. OETTL</b>	#5 Lap Time Cancelled [1'58.389] - Yellow Flag - Turn 7
11.10.49	<b>31 G. GERLOFF</b>	#31 Lap Time Cancelled [4'02.852] - Yellow Flag - Turn 7
11.10.54	<b>77 D. AEGERTER</b>	#77 Lap Time Cancelled [1'58.494] - Yellow Flag - Turn 7
11.10.59	<b>91 L. BERNARDI</b>	#91 Lap Time Cancelled [1'59.236] - Yellow Flag - Turn 7
11.11.09	<b>21 M. RINALDI</b>	#21 Lap Time Cancelled [1'55.628] - Yellow Flag - Turn 7
11.11.14	<b>7 I. LECUONA</b>	#7 Lap Time Cancelled [1'54.802] - Yellow Flag - Turn 7
11.11.19	<b>97 X. VIERGE</b>	#97 Lap Time Cancelled [1'56.936] - Yellow Flag - Turn 7
11.11.24	<b>55 A. LOCATELLI</b>	#55 Lap Time Cancelled [1'55.040] - Yellow Flag - Turn 7
11.11.29	<b>1 A. BAUTISTA</b>	#1 Lap Time Cancelled [1'54.011] - Yellow Flag - Turn 7
11.11.34	<b>53 T. RABAT</b>	#53 Lap Time Cancelled [1'57.982] - Yellow Flag - Turn 7
11.11.39	<b>45 S. REDDING</b>	#45 Lap Time Cancelled [1'54.233] - Yellow Flag - Turn 7
11.11.44	<b>9 D. PETRUCCI</b>	#9 Lap Time Cancelled [1'52.860] - Yellow Flag - Turn 7
11.15.12	<b>53 T. RABAT</b>	#53 Lap Time Cancelled [1'58.982] - Yellow Flag - Turn 9
11.15.17	<b>1 A. BAUTISTA</b>	#1 Lap Time Cancelled [1'52.624] - Yellow Flag - Turn 9
11.15.22	<b>45 S. REDDING</b>	#45 Lap Time Cancelled [2'02.143] - Yellow Flag - Turn 9
11.15.27	<b>9 D. PETRUCCI</b>	#9 Lap Time Cancelled [1'53.782] - Yellow Flag - Turn 9
11.15.42	<b>28 B. RAY</b>	#28 Lap Time Cancelled [2'17.825] - Yellow Flag - Turn 9
11.15.52	<b>29 A. IANNONE</b>	#29 Lap Time Cancelled [1'57.971] - Yellow Flag - Turn 9
11.15.57	<b>87 R. GARDNER</b>	#87 Lap Time Cancelled [2'00.952] - Yellow Flag - Turn 9
11.16.02	<b>5 P. OETTL</b>	#5 Lap Time Cancelled [1'58.389] - Yellow Flag - Turn 9
11.16.07	<b>31 G. GERLOFF</b>	#31 Lap Time Cancelled [4'02.852] - Yellow Flag - Turn 9
11.16.12	<b>77 D. AEGERTER</b>	#77 Lap Time Cancelled [1'58.494] - Yellow Flag - Turn 9
11.16.17	<b>91 L. BERNARDI</b>	#91 Lap Time Cancelled [1'59.236] - Yellow Flag - Turn 9
11.16.24	<b>21 M. RINALDI</b>	#21 Lap Time Cancelled [1'55.628] - Yellow Flag - Turn 9
11.16.27	<b>7 I. LECUONA</b>	#7 Lap Time Cancelled [1'54.802] - Yellow Flag - Turn 9
11.16.30	<b>97 X. VIERGE</b>	#97 Lap Time Cancelled [1'56.936] - Yellow Flag - Turn 9
11.16.33	<b>55 A. LOCATELLI</b>	#55 Lap Time Cancelled [1'55.040] - Yellow Flag - Turn 9
11.16.41		End of Session
11.17.23	<b>1 A. BAUTISTA</b>	#1 Lap Time Cancelled [1'54.011] - Yellow Flag - Turn 12-13
11.17.26	<b>53 T. RABAT</b>	#53 Lap Time Cancelled [1'57.982] - Yellow Flag - Turn 12-13
11.17.29	<b>45 S. REDDING</b>	#45 Lap Time Cancelled [1'54.233] - Yellow Flag - Turn 12-13
11.17.32	<b>9 D. PETRUCCI</b>	#9 Lap Time Cancelled [1'52.860] - Yellow Flag - Turn 12-13
11.17.35	<b>54 T. RAZGATLIOGLU</b>	#54 Lap Time Cancelled [19'22.199] - Yellow Flag - Turn 12-13
11.17.38	<b>87 R. GARDNER</b>	#87 Lap Time Cancelled [1'56.557] - Yellow Flag - Turn 12-13
11.17.41	<b>29 A. IANNONE</b>	#29 Lap Time Cancelled [2'03.256] - Yellow Flag - Turn 12-13

Start	End	The results are provisional until the end of the time limit for protests and appeals and the completion of the technical checks.
11/10/2024	10:20	11:14

These data/results cannot be reproduced, stored and/or transmitted in whole or in part by any manner of electronic, mechanical, photocopying, recording, broadcasting or otherwise now known or herein after developed without the previous express consent by the copyright owner, except for reproduction in daily press and regular printed publications on sale to the public within 60 days of the event related to those data/results and always provided that copyright symbol appears together as follows below.

© DORNA WSBK ORGANIZATION Srl 2024

## Estoril Round, 11-13 October 2024

### Results Free Practice 1st Session

#### Fastest Laps Sequence

No.	Rider	Nat	Team	Bike	Local Time	Time	Gap	Avg
65	J. REA	GBR	Pata Prometeon Yamaha	Yamaha YZF R1	10:24'21.380	<b>1'59.025</b>		126,488
55	A. LOCATELLI	ITA	Pata Prometeon Yamaha	Yamaha YZF R1	10:24'23.998	<b>1'57.644</b>	-1.381	127,973
65	J. REA	GBR	Pata Prometeon Yamaha	Yamaha YZF R1	10:26'18.067	<b>1'56.687</b>	-0.957	129,022
55	A. LOCATELLI	ITA	Pata Prometeon Yamaha	Yamaha YZF R1	10:26'19.467	<b>1'55.469</b>	-1.218	130,383
55	A. LOCATELLI	ITA	Pata Prometeon Yamaha	Yamaha YZF R1	10:28'14.671	<b>1'55.204</b>	-0.265	130,683
11	N. BULEGA	ITA	Aruba.it Racing - Ducati	Ducati Panigale V4R	10:29'55.401	<b>1'55.042</b>	-0.162	130,867
65	J. REA	GBR	Pata Prometeon Yamaha	Yamaha YZF R1	10:30'08.381	<b>1'54.642</b>	-0.400	131,324
55	A. LOCATELLI	ITA	Pata Prometeon Yamaha	Yamaha YZF R1	10:30'08.801	<b>1'54.130</b>	-0.512	131,913
22	A. LOWES	GBR	Kawasaki Racing Team WorldSBK	Kawasaki ZX-10RR	10:41'36.080	<b>1'53.869</b>	-0.261	132,215
22	A. LOWES	GBR	Kawasaki Racing Team WorldSBK	Kawasaki ZX-10RR	10:43'29.331	<b>1'53.251</b>	-0.618	132,937
54	T. RAZGATLIOGLU	TUR	ROKIT BMW Motorrad WorldSBK Team	BMW M 1000 RR	10:43'58.508	<b>1'53.249</b>	-0.002	132,939
22	A. LOWES	GBR	Kawasaki Racing Team WorldSBK	Kawasaki ZX-10RR	10:45'22.109	<b>1'52.778</b>	-0.471	133,494
54	T. RAZGATLIOGLU	TUR	ROKIT BMW Motorrad WorldSBK Team	BMW M 1000 RR	10:45'50.852	<b>1'52.344</b>	-0.434	134,010

Start 10:20 End 11:14 The results are provisional until the end of the time limit for protests and appeals and the completion of the technical checks.

These data/results cannot be reproduced, stored and/or transmitted in whole or in part by any manner of electronic, mechanical, photocopying, recording, broadcasting or otherwise now known or herein after developed without the previous express consent by the copyright owner, except for reproduction in daily press and regular printed publications on sale to the public within 60 days of the event related to those data/results and always provided that copyright symbol appears together as follows below.

© DORNA WSBK ORGANIZATION Srl 2024

## Estoril Round, 11-13 October 2024

### Best Sectors & Speed Free Practice 1st Session

BEST LAP		
1	54	T. RAZGATLIOGLU BMW M 1000 RR 1'52.344
2	9	D. PETRUCCI Ducati Panigale V4R 1'52.650
3	22	A. LOWES Kawasaki ZX-10RR 1'52.778
4	95	T. MACKENZIE Honda CBR1000 RR-R 1'52.994
5	65	J. REA Yamaha YZF R1 1'53.229
6	1	A. BAUTISTA Ducati Panigale V4R 1'53.247
7	11	N. BULEGA Ducati Panigale V4R 1'53.291
8	55	A. LOCATELLI Yamaha YZF R1 1'53.692
9	21	M. RINALDI Ducati Panigale V4R 1'53.700
10	97	X. VIERGE Honda CBR1000 RR-R 1'54.015
11	47	A. BASSANI Kawasaki ZX-10RR 1'54.113
12	31	G. GERLOFF BMW M 1000 RR 1'54.264
13	45	S. REDDING BMW M 1000 RR 1'54.300
14	7	I. LECUONA Honda CBR1000 RR-R 1'54.326
15	28	B. RAY Yamaha YZF R1 1'54.554
16	87	R. GARDNER Yamaha YZF R1 1'54.595
17	14	S. LOWES Ducati Panigale V4R 1'54.972
18	60	M. VAN DER MARK BMW M 1000 RR 1'55.496
19	75	I. LOPES Honda CBR1000 RR-R 1'55.671
20	29	A. IANNONE Ducati Panigale V4R 1'56.343
21	53	T. RABAT Kawasaki ZX-10RR 1'56.854
22	5	P. OETTL Yamaha YZF R1 1'56.982
23	77	D. AEGERTER Yamaha YZF R1 1'57.255
24	91	L. BERNARDI Yamaha YZF R1 1'58.425

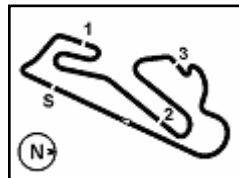
SPEED		
1	97	X. VIERGE Honda CBR1000 RR-R 303,4
2	9	D. PETRUCCI Ducati Panigale V4R 303,4
3	54	T. RAZGATLIOGLU BMW M 1000 RR 302,5
4	11	N. BULEGA Ducati Panigale V4R 300,0
5	31	G. GERLOFF BMW M 1000 RR 300,0
6	1	A. BAUTISTA Ducati Panigale V4R 298,3
7	7	I. LECUONA Honda CBR1000 RR-R 298,3
8	21	M. RINALDI Ducati Panigale V4R 298,3
9	55	A. LOCATELLI Yamaha YZF R1 297,5
10	95	T. MACKENZIE Honda CBR1000 RR-R 296,7
11	45	S. REDDING BMW M 1000 RR 296,7
12	65	J. REA Yamaha YZF R1 296,7
13	22	A. LOWES Kawasaki ZX-10RR 295,9
14	29	A. IANNONE Ducati Panigale V4R 295,1
15	75	I. LOPES Honda CBR1000 RR-R 294,3
16	77	D. AEGERTER Yamaha YZF R1 293,5
17	28	B. RAY Yamaha YZF R1 291,1
18	53	T. RABAT Kawasaki ZX-10RR 291,1
19	5	P. OETTL Yamaha YZF R1 290,3
20	47	A. BASSANI Kawasaki ZX-10RR 289,5
21	87	R. GARDNER Yamaha YZF R1 285,7
22	91	L. BERNARDI Yamaha YZF R1 284,2
23	14	S. LOWES Ducati Panigale V4R 279,8
24	60	M. VAN DER MARK BMW M 1000 RR 272,0

SEG. 1		SEG. 2		SEG. 3		SEG. 4					
1	9	D. PETRUCCI	22.420	1	55	A. LOCATELLI	27.089	1	95	T. MACKENZIE	35.422
2	95	T. MACKENZIE	22.629	2	1	A. BAUTISTA	27.159	2	54	T. RAZGATLIOGLU	35.482
3	1	A. BAUTISTA	22.639	3	54	T. RAZGATLIOGLU	27.171	3	22	A. LOWES	35.618
4	97	X. VIERGE	22.648	4	45	S. REDDING	27.177	4	9	D. PETRUCCI	35.672
5	11	N. BULEGA	22.729	5	22	A. LOWES	27.183	5	1	A. BAUTISTA	35.725
6	65	J. REA	22.808	6	9	D. PETRUCCI	27.226	6	9	D. PETRUCCI	35.728
7	55	A. LOCATELLI	22.879	7	31	G. GERLOFF	27.248	7	21	M. RINALDI	35.733
8	21	M. RINALDI	22.882	8	65	J. REA	27.309	8	87	R. GARDNER	35.785
9	7	I. LECUONA	22.892	9	97	X. VIERGE	27.394	9	31	G. GERLOFF	35.792
10	22	A. LOWES	22.923	10	95	T. MACKENZIE	27.416	10	45	S. REDDING	35.820
11	31	G. GERLOFF	22.951	11	21	M. RINALDI	27.428	11	65	J. REA	35.838
12	45	S. REDDING	23.016	12	47	A. BASSANI	27.463	12	11	N. BULEGA	35.940
13	54	T. RAZGATLIOGLU	23.047	13	11	N. BULEGA	27.523	13	14	S. LOWES	35.942
14	28	B. RAY	23.055	14	14	S. LOWES	27.599	14	7	I. LECUONA	35.988
15	47	A. BASSANI	23.078	15	28	B. RAY	27.733	15	60	M. VAN DER MARK	36.003
16	75	I. LOPES	23.143	16	7	I. LECUONA	27.765	16	47	A. BASSANI	36.047
17	87	R. GARDNER	23.251	17	87	R. GARDNER	27.832	17	97	X. VIERGE	36.091
18	5	P. OETTL	23.290	18	29	A. IANNONE	27.904	18	28	B. RAY	36.271
19	77	D. AEGERTER	23.473	19	60	M. VAN DER MARK	27.974	19	29	A. IANNONE	36.451
20	14	S. LOWES	23.493	20	75	I. LOPES	27.976	20	75	I. LOPES	36.536
21	29	A. IANNONE	23.494	21	53	T. RABAT	28.329	21	53	T. RABAT	36.671
22	53	T. RABAT	23.692	22	5	P. OETTL	28.336	22	5	P. OETTL	36.837
23	91	L. BERNARDI	23.812	23	91	L. BERNARDI	28.616	23	77	D. AEGERTER	36.986
24	60	M. VAN DER MARK	23.965	24	77	D. AEGERTER	28.657	24	91	L. BERNARDI	37.103

11/10/2024

These data/results cannot be reproduced, stored and/or transmitted in whole or in part by any manner of electronic, mechanical, photocopying, recording, broadcasting or otherwise now known or herein after developed without the previous express consent by the copyright owner, except for reproduction in daily press and regular printed publications on sale to the public within 60 days of the event related to those data/results and always provided that copyright symbol appears together as follows below.

© DORNA WSBK ORGANIZATION Srl 2024



Circuito Estoril 4.182 m

## Estoril Round, 11-13 October 2024

### Ideal Times Free Practice 1st Session

No. Rider	Nat	Bike	Seg. 1 Diff. 1	Seg. 2 Diff. 2	Seg. 3 Diff. 3	Seg. 4 Diff. 4	Ideal Time Best Lap	Pos.	Diff.
1 <b>54 T. RAZGATLIOGLU</b>	TUR	BMW M 1000 RR	23.047	27.171	<b>26.519</b>	35.482 +0.125	<b>1'52.219</b> 1'52.344	1	0.125
2 <b>9 D. PETRUCCI</b>	ITA	Ducati Panigale V4R	<b>22.420</b>	27.226 +0.109	27.011	35.728 +0.156	<b>1'52.385</b> 1'52.650	2	0.265
3 <b>1 A. BAUTISTA</b>	ESP	Ducati Panigale V4R	22.639 +0.262	27.159 +0.263	26.978 +0.199	35.725 +0.022	<b>1'52.501</b> 1'53.247	6	0.746
4 <b>22 A. LOWES</b>	GBR	Kawasaki ZX-10RR	22.923 +0.155	27.183 +0.052	26.847	35.618	<b>1'52.571</b> 1'52.778	3	0.207
5 <b>55 A. LOCATELLI</b>	ITA	Yamaha YZF R1	22.879 +0.220	<b>27.089</b> +0.476	27.080 +0.077	35.672 +0.199	<b>1'52.720</b> 1'53.692	8	0.972
6 <b>95 T. MACKENZIE</b>	GBR	Honda CBR1000 RR-R	22.629	27.416	27.499	<b>35.422</b> +0.028	<b>1'52.966</b> 1'52.994	4	0.028
7 <b>65 J. REA</b>	GBR	Yamaha YZF R1	22.808 +0.010	27.309 +0.119	27.145	35.838	<b>1'53.100</b> 1'53.229	5	0.129
8 <b>45 S. REDDING</b>	GBR	BMW M 1000 RR	23.016 +0.085	27.177 +0.339	27.206 +0.312	35.820 +0.345	<b>1'53.219</b> 1'54.300	13	1.081
9 <b>21 M. RINALDI</b>	ITA	Ducati Panigale V4R	22.882 +0.238	27.428 +0.188	27.231	35.733	<b>1'53.274</b> 1'53.700	9	0.426
10 <b>11 N. BULEGA</b>	ITA	Ducati Panigale V4R	22.729	27.523	27.099	35.940	<b>1'53.291</b> 1'53.291	7	
11 <b>31 G. GERLOFF</b>	USA	BMW M 1000 RR	22.951 +0.243	27.248 +0.357	27.377 +0.097	35.792 +0.199	<b>1'53.368</b> 1'54.264	12	0.896
12 <b>97 X. VIERGE</b>	ESP	Honda CBR1000 RR-R	22.648 +0.157	27.394 +0.101	27.567 +0.005	36.091 +0.052	<b>1'53.700</b> 1'54.015	10	0.315
13 <b>47 A. BASSANI</b>	ITA	Kawasaki ZX-10RR	23.078 +0.106	27.463	27.306 +0.078	36.047 +0.035	<b>1'53.894</b> 1'54.113	11	0.219
14 <b>7 I. LECUONA</b>	ESP	Honda CBR1000 RR-R	22.892 +0.016	27.765	27.593 +0.072	35.988	<b>1'54.238</b> 1'54.326	14	0.088
15 <b>87 R. GARDNER</b>	AUS	Yamaha YZF R1	23.251 +0.186	27.832 +0.031	27.510	35.785	<b>1'54.378</b> 1'54.595	16	0.217
16 <b>14 S. LOWES</b>	GBR	Ducati Panigale V4R	23.493	27.599 +0.224	27.378 +0.121	35.942 +0.215	<b>1'54.412</b> 1'54.972	17	0.560
17 <b>28 B. RAY</b>	GBR	Yamaha YZF R1	23.055	27.733	27.495	36.271	<b>1'54.554</b> 1'54.554	15	
18 <b>60 M. VAN DER MARK</b>	NED	BMW M 1000 RR	23.965	27.974	27.554	36.003	<b>1'55.496</b> 1'55.496	18	
19 <b>29 A. IANNONE</b>	ITA	Ducati Panigale V4R	23.494 +0.377	27.904 +0.193	27.662	36.451 +0.262	<b>1'55.511</b> 1'56.343	20	0.832
20 <b>75 I. LOPES</b>	POR	Honda CBR1000 RR-R	23.143	27.976	27.967 +0.006	36.536 +0.043	<b>1'55.622</b> 1'55.671	19	0.049
21 <b>5 P. OETTL</b>	GER	Yamaha YZF R1	23.290	28.336 +0.214	27.978 +0.099	36.837 +0.228	<b>1'56.441</b> 1'56.982	22	0.541
22 <b>53 T. RABAT</b>	ESP	Kawasaki ZX-10RR	23.692 +0.023	28.329	27.876	36.671 +0.263	<b>1'56.568</b> 1'56.854	21	0.286
23 <b>77 D. AEGERTER</b>	SUI	Yamaha YZF R1	23.473	28.657	28.139	36.986	<b>1'57.255</b> 1'57.255	23	
24 <b>91 L. BERNARDI</b>	SMR	Yamaha YZF R1	23.812 +0.125	28.616 +0.269	28.309 +0.191	37.103	<b>1'57.840</b> 1'58.425	24	0.585
<b>Overall Ideal Time</b>			22.420	27.089	26.519	35.422	<b>1'51.450</b>		

11/10/2024

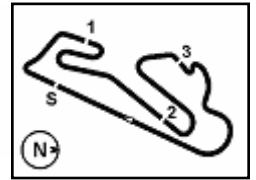
These data/results cannot be reproduced, stored and/or transmitted in whole or in part by any manner of electronic, mechanical, photocopying, recording, broadcasting or otherwise now known or herein after developed without the previous express consent by the copyright owner, except for reproduction in daily press and regular printed publications on sale to the public within 60 days of the event related to those data/results and always provided that copyright symbol appears together as follows below.

© DORNA WSBK ORGANIZATION Srl 2024

FIGR PERUGIA TIMING







Circuito Estoril 4.182 m

## Estoril Round, 11-13 October 2024

### Chronological Analysis Free Practice 1st Session

1 / 4

1° 54 T. RAZGATLIOGLU [1'52.344]							
Lap	Seg1	Seg2	Seg3	Seg4	Lap Time	km/h	Local Time
1		29.883	28.204	45.439	C		
2	8'28.200	28.772	27.714	36.001	10'00.687P		10:42'05.259
3	23.326	27.449	26.992	<b>35.482</b>	1'53.249	281,3	10:43'58.508
4	<b>23.047</b>	<b>27.171</b>	<b>26.519</b>	35.607	<b>1'52.344</b>	<b>302,5</b>	10:45'50.852
5	23.077	27.178	27.189	35.504	1'52.948	276,9	10:47'43.800
6	23.099	27.216	27.062	44.358	2'01.735P	288,0	10:49'45.535
7	17'47.998	28.704	28.241	37.256	19'22.199CP		11:09'07.734

2° 9 D. PETRUCCI [1'52.650]							
Lap	Seg1	Seg2	Seg3	Seg4	Lap Time	km/h	Local Time
1		30.323	29.225	48.297			
2	8'47.413	30.166	32.588	49.748	10'39.915CP		10:33'10.653
3	3'30.848	29.118	28.494	36.746	5'05.206P		10:38'15.859
4	23.663	28.060	27.401	36.595	1'55.719	279,8	10:40'11.578
5	23.126	27.604	28.287	36.219	1'55.236	296,7	10:42'06.814
6	22.980	27.498	27.291	35.951	1'53.720	296,7	10:44'00.534
7	23.228	27.508	27.284	35.930	1'53.950C	280,5	10:45'54.484
8	22.700	27.371	27.537	35.742	1'53.350	300,8	10:47'47.834
9	22.793	27.420	27.181	<b>35.728</b>	1'53.122	288,8	10:49'40.956
10	24.036	29.318	32.248	47.694	2'13.296P	291,1	10:51'54.252
11	9'38.157	28.219	27.686	36.280	11'10.342P		11:03'04.594
12	22.764	27.339	27.119	36.044	1'53.266C	301,7	11:04'57.860
13	22.665	27.390	27.480	36.247	1'53.782C	301,7	11:06'51.642
14	22.586	<b>27.226</b>	27.181	35.867	1'52.860C	300,0	11:08'44.502
15	<b>22.420</b>	27.335	<b>27.011</b>	35.884	<b>1'52.650</b>	<b>303,4</b>	11:10'37.152

3° 22 A. LOWES [1'52.778]							
Lap	Seg1	Seg2	Seg3	Seg4	Lap Time	km/h	Local Time
1		31.022	28.426	36.471			
2	24.314	30.159	29.672	53.422	2'17.567CP	266,7	10:33'07.658
3	3'01.934	29.730	28.732	38.095	4'38.491P		10:37'46.149
4	24.080	27.962	27.564	36.456	1'56.062	268,0	10:39'42.211
5	23.163	27.506	26.981	36.219	1'53.869	286,5	10:41'36.080
6	<b>22.923</b>	27.392	27.030	35.906	1'53.251	293,5	10:43'29.331
7	23.078	27.235	<b>26.847</b>	<b>35.618</b>	<b>1'52.778</b>	292,7	10:45'22.109
8	24.540	34.590	28.562	47.751	2'15.443CP	293,5	10:47'37.552
9	15'55.252	27.740	29.316	37.767	17'30.075CP		11:05'07.627
10	22.953	<b>27.183</b>				<b>295,9</b>	

4° 95 T. MACKENZIE [1'52.994]							
Lap	Seg1	Seg2	Seg3	Seg4	Lap Time	km/h	Local Time
1		30.867	30.566	38.253			
2	26.039	29.691	29.357	36.774	2'01.861	244,3	10:25'09.151
3	25.453	28.949	28.150	36.212	1'58.764	236,8	10:27'07.915
4	23.589	28.535	27.863	36.180	1'56.167	276,9	10:29'04.082
5	23.508	28.299	28.280	36.247	1'56.334	282,0	10:31'00.416
6	25.901	29.942	29.178	49.949	2'14.970CP	282,0	10:33'15.386
7	10'24.353	29.953	30.994	37.021	12'02.321P		10:45'17.707
8	24.138	28.591	28.181	35.949	1'56.859C	266,0	10:47'14.566
9	23.893	28.071	27.700	36.174	1'55.838	266,0	10:49'10.404
10	23.006	27.855	27.536	35.563	1'53.960	288,0	10:51'04.364
11	22.677	27.853	27.626	<b>35.422</b>	1'53.578	<b>296,7</b>	10:52'57.942
12	<b>22.629</b>	<b>27.416</b>	<b>27.499</b>	35.450	<b>1'52.994</b>	291,9	10:54'50.936
13	24.077	29.499	28.174	44.561	2'06.311P	293,5	10:56'57.247
14	6'05.550	28.354	29.333	35.819	7'39.056CP		11:04'36.303
15	22.858	27.662				294,3	

5° 65 J. REA [1'53.229]							
Lap	Seg1	Seg2	Seg3	Seg4	Lap Time	km/h	Local Time
1		29.901	29.317	43.139			

2	24.137	28.906	28.194	37.788	1'59.025	282,0	10:24'21.380
3	23.880	28.064	27.838	36.905	1'56.687	286,5	10:26'18.067
4	23.498	27.972	27.686	36.516	1'55.672	294,3	10:28'13.739
5	23.262	27.658	27.564	36.158	1'54.642	292,7	10:30'08.381
6	<b>22.808</b>	27.350	30.309	49.601	2'10.068CP	294,3	10:32'18.449
7	11'55.141	28.898	28.249	41.572	13'33.860P		10:45'52.309
8	23.309	27.768	27.453	36.037	1'54.567	292,7	10:47'46.876
9	22.818	27.428	<b>27.145</b>	<b>35.838</b>	<b>1'53.229</b>	<b>296,7</b>	10:49'40.105
10	22.822	<b>27.309</b>	27.325	36.010	1'53.466	<b>296,7</b>	10:51'33.571
11	22.918	27.588	28.193	46.339	2'05.038P	295,9	10:53'38.609
12	9'14.032	32.762	28.506	37.286	10'52.586CP		11:04'31.195
13	22.874	27.324	27.856			<b>296,7</b>	

6° 1 A. BAUTISTA [1'53.247]							
Lap	Seg1	Seg2	Seg3	Seg4	Lap Time	km/h	Local Time
1		30.432	29.557	38.170			
2	24.693	28.795	28.043	36.610	1'58.141	246,6	10:30'24.417
3	23.959	28.587	28.485	48.671	2'09.702CP	259,6	10:32'34.119
4	6'06.107	28.797	27.850	36.357	7'39.111P		10:40'13.230
5	23.547	27.668	27.343	35.874	1'54.432	268,0	10:42'07.662
6	22.922	27.573	27.155	35.858	1'53.508	288,0	10:44'01.170
7	23.047	27.690	27.372	35.814	1'53.923C	276,2	10:45'55.093
8	23.249	27.737	27.582	45.395	2'03.963P	263,4	10:47'59.056
9	5'53.357	28.980	28.166	36.413	7'26.916P		10:55'25.972
10	23.608	27.653	27.301	35.806	1'54.368	268,7	10:57'20.340
11	23.138	27.595	<b>26.978</b>	<b>35.725</b>	1'53.436	282,7	10:59'13.776
12	22.901	27.422	27.177	35.747	<b>1'53.247</b>	285,7	11:01'07.023
13	23.123	27.516	27.299	<b>35.725</b>	1'53.663	281,3	11:03'00.686
14	22.988	27.167	27.152	35.541	1'52.848C	282,0	11:04'53.534
15	22.694	<b>27.159</b>	27.243	35.528	1'52.624C	291,9	11:06'46.158
16	22.750	27.647	27.464	36.150	1'54.011C	293,5	11:08'40.169
17	<b>22.639</b>	27.259	27.825	35.896	1'53.619	<b>298,3</b>	11:10'33.788

7° 11 N. BULEGA [1'53.291]							
Lap	Seg1	Seg2	Seg3	Seg4	Lap Time	km/h	Local Time
1		31.463	29.914	37.654			
2	24.227	28.836	28.297	36.282	1'57.642	271,4	10:28'00.359
3	23.117	28.156	27.695	36.074	1'55.042	295,9	10:29'55.401
4	22.759	27.651	27.434	49.506	2'07.350CP	281,3	10:32'02.751
5	6'30.178	29.417	28.183	36.542	8'04.320P		10:40'07.071
6	22.973	27.888	27.446	36.062	1'54.369	<b>300,0</b>	10:42'01.440
7	<b>22.729</b>	<b>27.523</b>	<b>27.099</b>	<b>35.940</b>	<b>1'53.291</b>	295,9	10:43'54.731
8	22.930	27.666				294,3	

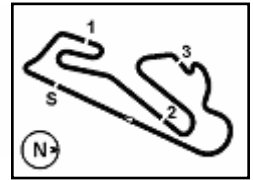
8° 55 A. LOCATELLI [1'53.692]							
Lap	Seg1	Seg2	Seg3	Seg4	Lap Time	km/h	Local Time
1		30.318	30.044	38.068			
2	24.256	28.599	28.322	36.467	1'57.644	265,4	10:24'23.998
3	23.505	27.951	27.756	36.257	1'55.469	283,5	10:26'19.467
4	23.875	27.620	27.698	36.011	1'55.204	282,7	10:28'14.671
5	23.377	27.440	27.504	35.809	1'54.130	283,5	10:30'08.801
6	23.539	27.981	29.123	49.772	2'10.415CP	271,4	10:32'19.216
7	10'07.240	28.073	31.977	36.369	11'43.659P		10:44'02.875
8	23.347	27.546	27.471	35.847	1'54.211C	285,7	10:45'57.086
9	23.602	27.528	27.566	<b>35.672</b>	1'54.368	274,8	10:47'51.454
10	23.322	27.405	27.157	35.857	1'53.741	286,5	10:49'45.195
11	23.099	27.565	27.157	35.871	<b>1'53.692</b>	<b>297,5</b>	10:51'38.887
12	<b>22.879</b>	<b>27.089</b>	<b>27.080</b>	1'30.821	2'47.869P	293,5	10:54'26.756
13	8'36.488	28.496	29.509	36.126	10'10.619CP		11:04'37.375
14	23.475	27.612	27.858	39.926	1'58.871	285,0	11:06'36.246
15	23.224	27.530	27.659	36.627	1'55.040C	287,2	11:08'31.286
16	23.097	27.447	27.760	35.973	1'54.277	294,3	11:10'25.563

11/10/2024 P = Pits In/Out - C = Lap Time Cancelled

These data/results cannot be reproduced, stored and/or transmitted in whole or in part by any manner of electronic, mechanical, photocopying, recording, broadcasting or otherwise now known or herein after developed without the previous express consent by the copyright owner, except for reproduction in daily press and regular printed publications on sale to the public within 60 days of the event related to those data/results and always provided that copyright symbol appears together as follows below.

© DORNA WSBK ORGANIZATION Srl 2024





## Estoril Round, 11-13 October 2024

### Chronological Analysis Free Practice 1st Session

2	26.568	30.293	29.649	38.325	2'04.835	264,1	10:24'46.338
3	24.711	29.106	29.160	37.693	2'00.670	279,1	10:26'47.008
4	23.948	28.683	28.443	37.108	1'58.182	287,2	10:28'45.190
5	24.384	28.380	28.180	36.959	1'57.903	256,5	10:30'43.093
6	23.822	31.972	30.287	50.678	2'16.759CP	279,8	10:32'59.852
7	5'01.709	29.349	29.086	37.212	6'37.356P		10:39'37.208
8	23.571	28.231	28.059	36.574	1'56.435	286,5	10:41'33.643
9	23.469	27.985	27.849	36.452	1'55.755	289,5	10:43'29.398
10	24.250	28.198	27.840	36.562	1'56.850	247,7	10:45'26.248
11	23.281	27.772	27.726	36.353	1'55.132C	290,3	10:47'21.380
12	<b>23.055</b>	<b>27.733</b>	<b>27.495</b>	<b>36.271</b>	<b>1'54.554</b>	<b>291,1</b>	<b>10:49'15.934</b>
13	23.124	28.136	27.646	37.017	1'55.923	290,3	10:51'11.857
14	24.356	29.935	29.639	50.418	2'14.348P	286,5	10:53'26.205
15	8'06.420	29.342	28.523	37.219	9'41.504P		11:03'07.709
16	23.575	28.281	29.406	37.390	1'58.652C	288,0	11:05'06.361
17	23.400	28.130	35.717	50.578	2'17.825CP	284,2	11:07'24.186

19° 75 I. LOPES (1'55.671)							
Lap	Seg.1	Seg.2	Seg.3	Seg.4	Lap Time	km/h	Local Time
1		33.615	33.270	41.031			
2	26.301	31.056	30.387	37.912	2'05.656	242,7	10:25'11.074
3	25.565	29.351	29.301	37.213	2'01.430	235,3	10:27'12.504
4	24.348	29.173	28.927	37.297	1'59.745	267,3	10:29'12.249
5	23.910	28.919	28.639	37.348	1'58.816C	278,4	10:31'11.065
6	26.075	30.199	30.149	49.340	2'15.763CP	247,7	10:33'26.828
7	7'43.783	30.254	29.001	37.254	9'20.292P		10:42'47.120
8	23.875	28.731	28.554	37.303	1'58.463	272,7	10:44'45.583
9	23.750	28.925	30.541	37.673	2'00.889C	288,0	10:46'46.472
10	23.831	28.846	28.516	36.881	1'58.074	282,7	10:48'44.546
11	23.668	28.573	28.122	36.940	1'57.303	283,5	10:50'41.849
12	23.370	28.288	28.082	36.655	1'56.395	288,0	10:52'38.244
13	23.249	28.235	<b>27.967</b>	<b>36.536</b>	1'55.987	<b>294,3</b>	10:54'34.231
14	<b>23.143</b>	<b>27.976</b>	27.973	36.579	1'55.671	291,9	10:56'29.902
15	24.507	29.166	29.290	48.060	2'11.023P	286,5	10:58'40.925
16	3'37.510	29.023					

16° 87 R. GARDNER (1'54.595)							
Lap	Seg.1	Seg.2	Seg.3	Seg.4	Lap Time	km/h	Local Time
1		34.842	32.652	39.866			
2	26.382	30.737	29.722	37.426	2'04.267	228,8	10:24'57.393
3	25.302	29.407	28.635	36.568	1'59.912	239,5	10:26'57.305
4	24.340	29.347	28.147	36.957	1'58.791	256,5	10:28'56.096
5	26.916	29.197	28.272	36.771	2'01.156	284,2	10:30'57.252
6	28.913	31.434	30.340	50.321	2'21.008CP	267,3	10:33'18.260
7	7'06.072	30.982	28.859	39.154	8'45.067P		10:42'03.327
8	24.104	28.369	27.981	36.286	1'56.740	262,8	10:44'00.067
9	23.598	28.452	28.145	36.193	1'56.388C	274,1	10:45'56.455
10	23.903	28.037	27.987	35.829	1'55.756	266,7	10:47'52.211
11	23.437	27.863	<b>27.510</b>	<b>35.785</b>	<b>1'54.595</b>	279,1	10:49'46.806
12	<b>23.251</b>	<b>27.832</b>	28.132	50.519	2'09.734P	268,0	10:51'56.540
13	7'49.799	29.991	28.942	37.473	9'26.205P		11:01'22.745
14	23.538	28.427	28.086	38.498	1'58.549	281,3	11:03'21.294
15	24.121	31.184	29.396	36.964	2'01.665C	262,8	11:05'22.959
16	23.378	28.336	29.028	40.210	2'00.952C	283,5	11:07'23.911
17	23.311	28.214	27.876	37.156	1'56.557C	<b>285,7</b>	11:09'20.468

20° 29 A. IANNONE (1'56.343)							
Lap	Seg.1	Seg.2	Seg.3	Seg.4	Lap Time	km/h	Local Time
1		33.904	33.292	41.338			
2	29.773	29.794	31.067	37.547	2'08.181	183,7	10:30'52.056
3	24.865	31.511	33.214	49.796	2'19.386CP	262,1	10:33'11.442
4	5'36.851	29.957	29.717	41.037	7'17.562P		10:40'29.004
5	24.687	28.728	28.519	37.280	1'59.214	257,8	10:42'28.218
6	24.054	28.183	28.371	36.577	1'57.185	266,0	10:44'25.403
7	29.050	28.639	30.147	36.713	2'04.549C	260,2	10:46'29.952
8	24.252	28.166	27.790	<b>36.451</b>	1'56.659	290,3	10:48'26.611
9	23.871	28.097	<b>27.662</b>	36.713	1'56.343	279,8	10:50'22.954
10	23.800	27.970	35.403	51.164	2'18.337P	<b>295,1</b>	10:52'41.291
11	4'56.859	33.511	29.066	37.799	6'37.235P		10:59'18.526
12	24.008	28.944	28.364	37.156	1'58.472	281,3	11:01'16.998
13	26.048	32.177	28.860	38.440	2'05.525	289,5	11:03'22.523
14	24.086	28.126	28.058	37.023	1'57.293C	281,3	11:05'19.816
15	<b>23.494</b>	<b>27.904</b>	28.612	37.961	1'57.971C	284,2	11:07'17.787
16	30.451	28.384	27.842	36.579	2'03.256C	265,4	11:09'21.043

17° 14 S. LOWES (1'54.972)							
Lap	Seg.1	Seg.2	Seg.3	Seg.4	Lap Time	km/h	Local Time
1		32.135	30.795	39.319			
2	26.482	30.325	29.546	37.212	2'03.565	239,5	10:25'09.019
3	25.414	29.843	29.087	37.035	2'01.379	237,4	10:27'10.398
4	24.437	28.241	28.024	36.079	1'56.781	267,3	10:29'07.179
5	24.240	28.324	28.469	37.017	1'58.050C	261,5	10:31'05.229
6	24.948	29.906	29.766	51.922	2'16.542CP	236,3	10:33'21.771
7	7'33.257	29.866	28.842	36.713	9'08.678P		10:42'30.449
8	24.733	28.362	27.871	36.213	1'57.179	240,0	10:44'27.628
9	24.021	28.510	28.352	36.656	1'57.539C	270,7	10:46'25.167
10	24.021	28.237	27.821	36.162	1'56.241	263,4	10:48'21.408
11	23.778	28.015	27.593	<b>35.942</b>	1'55.328	268,7	10:50'16.736
12	<b>23.493</b>	27.823	27.499	36.157	<b>1'54.972</b>	272,0	10:52'11.708
13	29.130	29.101	27.935	49.022	2'15.188P	251,7	10:54'26.896
14	8'22.696	29.223	28.525	36.794	9'57.238CP		11:04'24.134
15	23.606	28.034	<b>27.378</b>	35.968	1'54.986	262,1	11:06'19.120
16	23.510	<b>27.599</b>	27.477			<b>279,8</b>	

21° 53 T. RABAT (1'56.854)							
Lap	Seg.1	Seg.2	Seg.3	Seg.4	Lap Time	km/h	Local Time
1		34.962	33.401	42.109			
2	26.686	32.176	30.965	40.394	2'10.221	239,5	10:24'55.948
3	26.749	30.647	30.291	38.189	2'05.876	229,8	10:27'01.824
4	24.636	29.340	28.856	37.906	2'00.738	251,7	10:29'02.562
5	24.055	29.050	28.106	37.348	1'58.559	264,7	10:31'01.121
6	27.064	30.824	30.508	51.097	2'19.493CP	255,3	10:33'20.614
7	5'25.489	29.893	32.978	38.629	7'06.989P		10:40'27.603
8	24.317	29.145	28.879	37.339	1'59.680	268,7	10:42'27.283
9	23.896	28.788	28.344	37.062	1'58.090	272,0	10:44'25.373
10	24.236	29.323	28.734	37.533	1'59.826C	254,1	10:46'25.199
11	24.799	29.109	28.399	37.169	1'59.476	262,1	10:48'24.675
12	24.019	28.919	28.274	37.539	1'58.751	270,7	10:50'23.426
13	24.102	28.776	33.023	41.330	2'07.231	262,8	10:52'30.657
14	23.963	28.645	28.848	37.479	1'58.935	274,8	10:54'29.592
15	37.418	30.084	35.173	40.652	2'23.327	276,9	10:56'52.919
16	24.154	28.882	28.172	<b>36.671</b>	1'57.879	257,8	10:58'50.798
17	23.715	<b>28.329</b>	<b>27.876</b>	36.934	1'56.854	283,5	11:00'47.652
18	23.724	28.689	28.007	39.492	1'59.912	281,3	11:02'47.564
19	23.978	28.447	28.939	36.439	1'57.803C	272,7	11:04'45.367
20	23.702	28.412	29.457	37.411	1'58.982C	275,5	11:06'44.349
21	<b>23.692</b>	28.502	28.523	37.265	1'57.982C	<b>291,1</b>	11:08'42.331

11/10/2024 P = Pits In/Out - C = Lap Time Cancelled

These data/results cannot be reproduced, stored and/or transmitted in whole or in part by any manner of electronic, mechanical, photocopying, recording, broadcasting or otherwise now known or herein after developed without the previous express consent by the copyright owner, except for reproduction in daily press and regular printed publications on sale to the public within 60 days of the event related to those data/results and always provided that copyright symbol appears together as follows below.

© DORNA WSBK ORGANIZATION Srl 2024

22 23.746 28.402 28.545 36.952 1'57.645 288,0 11:10'39.976

22° 5 P. OETTL (1'56.982)							
Lap	Seg.1	Seg.2	Seg.3	Seg.4	Lap Time	km/h	Local Time
1		30.661	30.039	38.618			
2	24.712	29.532	28.627	37.262	2'00.133	259,6	10:29'20.179
3	24.435	29.090	28.182	49.305	2'11.012CP	250,6	10:31'31.191
4	6'30.692	29.541	28.986	37.544	8'06.763P		10:39'37.954
5	24.424	28.854	28.158	37.005	1'58.441	254,1	10:41'36.395
6	23.791	28.446	28.169	<b>36.837</b>	1'57.243	262,8	10:43'33.638
7	24.164	29.227	28.097	36.870	1'58.358	262,8	10:45'31.996
8	23.822	29.220	29.240	37.791	2'00.073C	272,7	10:47'32.069
9	24.723	30.394	28.583	47.251	2'10.951P	259,0	10:49'43.020
10	8'25.911	29.309	32.085	38.356	10'05.661P		10:59'48.681
11	23.918	29.420	28.372	37.994	1'59.704	279,1	11:01'48.385
12	23.455	<b>28.336</b>	<b>27.978</b>	36.931	1'56.700C	284,2	11:03'45.085
13	<b>23.290</b>	28.550	28.077	37.065	<b>1'56.982</b>	288,8	11:05'42.067
14	23.506	29.169	28.520	37.194	1'58.389C	<b>290,3</b>	11:07'40.456
15	23.441	28.754	28.335	37.271	1'57.801	285,0	11:09'38.257

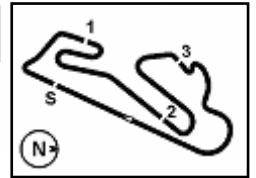
23° 77 D. AEGERTER (1'57.255)							
Lap	Seg.1	Seg.2	Seg.3	Seg.4	Lap Time	km/h	Local Time
1		34.788	33.320	41.729			
2	27.350	31.706	30.945	39.074	2'09.075	260,2	10:25'08.026
3	26.259	30.905	30.342	38.604	2'06.110	246,0	10:27'14.136
4	25.996	30.602	29.534	38.588	2'04.720	268,7	10:29'18.856
5	25.291	30.265	29.290	49.438	2'14.284CP	269,3	10:31'33.140
6	8'07.215	32.997	30.976	40.049	9'51.237P		10:41'24.377
7	25.644	30.478	29.641	38.407	2'04.170	265,4	10:43'28.547
8	24.678	30.026	29.293	37.836	2'01.833	287,2	10:45'30.380
9	24.710	29.658	29.312	37.925	2'01.605C	274,8	10:47'31.985
10	25.021	29.355	28.733	37.445	2'00.554	263,4	10:49'32.539
11	24.216	29.098	28.603	37.450	1'59.367	277,6	10:51'31.906
12	24.241	29.254	31.558	47.443	2'12.496P	280,5	10:53'44.402
13	6'42.325	32.523	29.698	38.558	8'23.104P		11:02'07.506
14	24.621	29.412	29.500	38.011	2'01.544C	276,9	11:04'09.050
15	24.076	29.025	28.425	37.437	1'58.963	291,1	11:06'08.013
16	23.979	28.811	28.375	37.329	1'58.494C	288,0	11:08'06.507
17	<b>23.473</b>	<b>28.657</b>	<b>28.139</b>	<b>36.986</b>	<b>1'57.255</b>	<b>293,5</b>	11:10'03.762

24° 91 L. BERNARDI (1'58.425)							
Lap	Seg.1	Seg.2	Seg.3	Seg.4	Lap Time	km/h	Local Time
1		34.040	32.907	42.220			
2	27.602	31.939	30.946	39.789	2'10.276	250,6	10:24'56.402
3	26.011	30.496	30.596	39.054	2'06.157	262,1	10:27'02.559
4	24.840	29.801	29.479	37.922	2'02.042	273,4	10:29'04.601
5	25.120	29.409	28.923	37.495	2'00.947C	269,3	10:31'05.548
6	25.337	30.285	30.285	50.530	2'16.437CP	235,3	10:33'21.985
7	7'09.280	30.316	29.268	37.527	8'46.391P		10:42'08.376
8	24.427	29.279	28.807	37.919	2'00.432	263,4	10:44'08.808
9	24.742	29.290	29.003	37.347	2'00.382C	260,2	10:46'09.190
10	24.242	29.045	29.016	37.335	1'59.638	257,8	10:48'08.828
11	24.652	29.311	28.824	37.264	2'00.051	266,0	10:50'08.879
12	24.861	28.973	28.868	37.449	2'00.151	247,1	10:52'09.030
13	24.407	28.966	28.490	37.174	1'59.037	257,8	10:54'08.067
14	24.580	<b>28.616</b>	<b>28.309</b>	37.222	1'58.727	256,5	10:56'06.794
15	23.937	28.885	28.500	<b>37.103</b>	<b>1'58.425</b>	267,3	10:58'05.219
16	24.004	30.636	31.645	46.169	2'12.454P	272,7	11:00'17.673
17	4'16.290	29.985	28.865	37.246	5'52.386P		11:06'10.059
18	24.427	28.881	28.629	37.299	1'59.236C	266,0	11:08'09.295
19	<b>23.812</b>	29.057	28.355	37.310	1'58.534	<b>284,2</b>	11:10'07.829

11/10/2024 P = Pits In/Out - C = Lap Time Cancelled

These data/results cannot be reproduced, stored and/or transmitted in whole or in part by any manner of electronic, mechanical, photocopying, recording, broadcasting or otherwise now known or herein after developed without the previous express consent by the copyright owner, except for reproduction in daily press and regular printed publications on sale to the public within 60 days of the event related to those data/results and always provided that copyright symbol appears together as follows below.

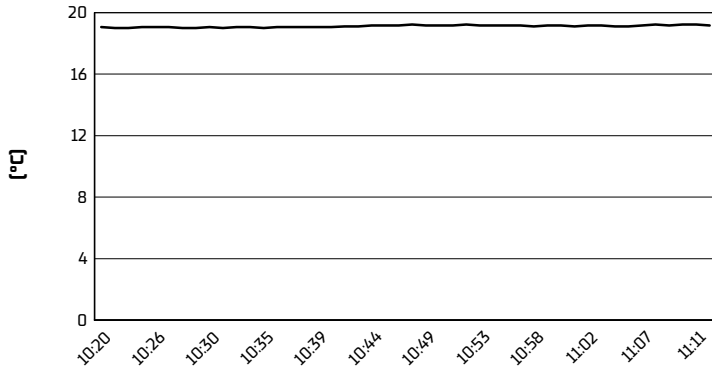
© DORNA WSBK ORGANIZATION Srl 2024



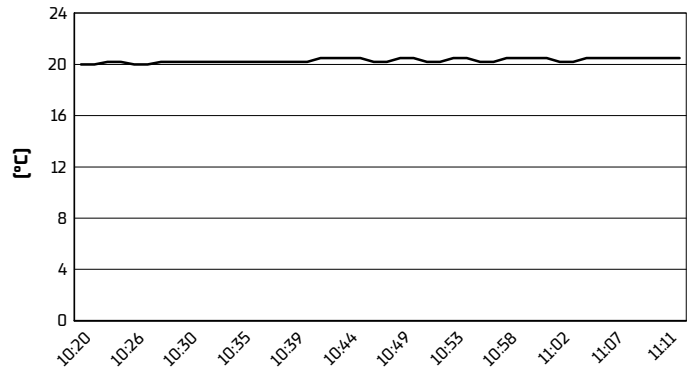
Circuito Estoril 4.182 m

**Estoril Round, 11-13 October 2024**  
**Weather Report Free Practice 1st Session**  
Session started 10:20 - Session ended 11:14

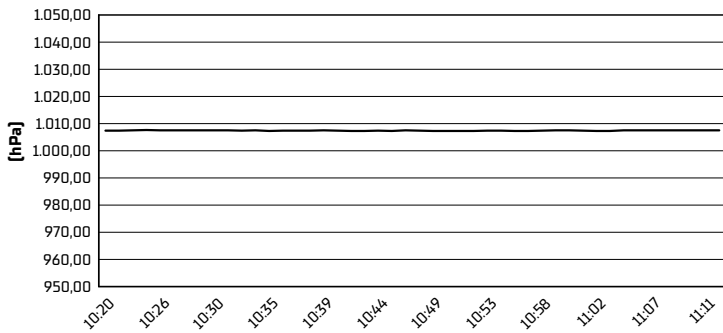
**Air Temperature**



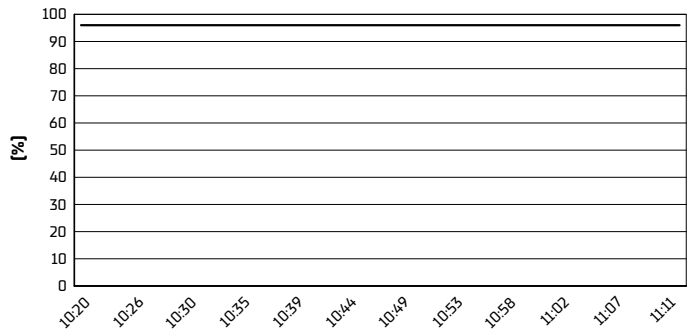
**Track Temperature**



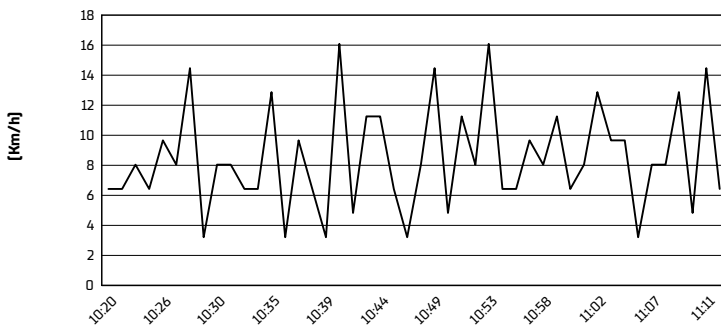
**Air Pressure**



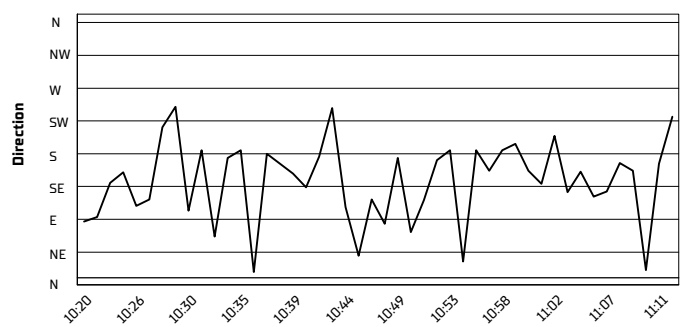
**Humidity**



**Wind Speed**



**Wind Direction**



11/10/2024

These data/results cannot be reproduced, stored and/or transmitted in whole or in part by any manner of electronic, mechanical, photocopying, recording, broadcasting or otherwise now known or herein after developed without the previous express consent by the copyright owner, except for reproduction in daily press and regular printed publications on sale to the public within 60 days of the event related to those data/results and always provided that copyright symbol appears together as follows below.

© DORNA WSBK ORGANIZATION Srl 2024