

Estoril Round, 11-13 October 2024

Results Free Practice 2nd Session

Circuito Estoril 4.182 m

1 / 2

No.	Rider	Nat	Team	Bike	Class	Time	Gap	Rel.	Laps	Speed	
										Avg	Max
1	54 T. RAZGATLIOGLU	TUR	ROKIT BMW Motorrad WorldSBK Team	BMW M1000 RR		1'37.355			8	154,642	310,3
2	9 D. PETRUCCI	ITA	Barni Spark Racing Team	Ducati Panigale V4R	IND	1'38.065	0.710	0.710	12	153,523	312,1
3	22 A. LOWES	GBR	Kawasaki Racing Team WorldSBK	Kawasaki ZX-10RR		1'38.074	0.719	0.009	10	153,509	306,8
4	1 A. BAUTISTA	ESP	Aruba.it Racing - Ducati	Ducati Panigale V4R		1'38.247	0.892	0.173	11	153,238	314,0
5	7 I. LECUONA	ESP	Team HRC	Honda CBR1000 RR-R		1'38.249	0.894	0.002	13	153,235	308,6
6	11 N. BULEGA	ITA	Aruba.it Racing - Ducati	Ducati Panigale V4R		1'38.395	1.040	0.146	12	153,008	311,2
7	47 A. BASSANI	ITA	Kawasaki Racing Team WorldSBK	Kawasaki ZX-10RR		1'38.437	1.082	0.042	12	152,942	309,5
8	31 G. GERLOFF	USA	Bonovo Action BMW	BMW M1000 RR		1'38.438	1.083	0.001	13	152,941	314,9
9	97 X. VIERGE	ESP	Team HRC	Honda CBR1000 RR-R		1'38.446	1.091	0.008	9	152,929	315,8
10	65 J. REA	GBR	Pata Prometeon Yamaha	Yamaha YZF R1		1'38.572	1.217	0.126	12	152,733	307,7
11	21 M. RINALDI	ITA	Team Motocorsa Racing	Ducati Panigale V4R	IND	1'38.595	1.240	0.023	11	152,697	309,5
12	55 A. LOCATELLI	ITA	Pata Prometeon Yamaha	Yamaha YZF R1		1'38.702	1.347	0.107	8	152,532	302,5
13	87 R. GARDNER	AUS	GYTR GRT Yamaha WorldSBK Team	Yamaha YZF R1		1'38.841	1.486	0.139	11	152,317	308,6
14	29 A. IANNONE	ITA	Team GoEleven	Ducati Panigale V4R	IND	1'39.121	1.766	0.280	10	151,887	311,2
15	53 T. RABAT	ESP	Kawasaki Puccetti Racing	Kawasaki ZX-10RR	IND	1'39.363	2.008	0.242	13	151,517	311,2
16	14 S. LOWES	GBR	ELF Marc VDS Racing Team	Ducati Panigale V4R	IND	1'39.396	2.041	0.033	11	151,467	304,2
17	75 I. LOPES	POR	PETRONAS MIE Racing Honda	Honda CBR1000 RR-R	IND	1'39.428	2.073	0.032	11	151,418	302,5
18	28 B. RAY	GBR	Yamaha Motoxrcing WorldSBK Team	Yamaha YZF R1	IND	1'39.463	2.108	0.035	11	151,365	307,7
19	45 S. REDDING	GBR	Bonovo Action BMW	BMW M1000 RR		1'39.529	2.174	0.066	9	151,264	308,6
20	60 M. VAN DER MARK	NED	ROKIT BMW Motorrad WorldSBK Team	BMW M1000 RR		1'39.675	2.320	0.146	9	151,043	312,1
21	5 P. OETTL	GER	GMT94 Yamaha	Yamaha YZF R1	IND	1'39.877	2.522	0.202	13	150,737	301,7
22	77 D. AEGERTER	SUI	GYTR GRT Yamaha WorldSBK Team	Yamaha YZF R1		1'40.885	3.530	1.008	11	149,231	306,8
23	95 T. MACKENZIE	GBR	PETRONAS MIE Racing Honda	Honda CBR1000 RR-R	IND	1'41.157	3.802	0.272	8	148,830	300,0
Out 105% in this Session											
24	91 L. BERNARDI	SMR	Yamaha Motoxrcing WorldSBK Team	Yamaha YZF R1	IND	1'42.754	5.399	1.597	12	146,517	302,5

Qualifying Lap Time [105% of 1'37.355]: **1'42.223**

AIR	Humidity:	93%	Temp:	20°C
TRACK	Condition:	Wet	Temp:	24°C

Records	Pole	(SP)	2022	J.Rea	1'35.346	157,900	Km/h
	Race	(RC1)	2022	J.Rea	1'36.204	156,490	Km/h
	All Times	(SP)	2022	J.Rea	1'35.346	157,900	Km/h

Start 11/10/2024 15:00 End 15:47 The results are provisional until the end of the time limit for protests and appeals and the completion of the technical checks.

These data/results cannot be reproduced, stored and/or transmitted in whole or in part by any manner of electronic, mechanical, photocopying, recording, broadcasting or otherwise now known or herein after developed without the previous express consent by the copyright owner, except for reproduction in daily press and regular printed publications on sale to the public within 60 days of the event related to those data/results and always provided that copyright symbol appears together as follows below.

© DORNA WSBK ORGANIZATION Srl 2024

Session Highlights

Local Time	No. Rider	Description
15.00.00		Start of Session
15.00.03		WorldSBK Pit Intervention Time: 1min 6secs
15.00.09		WET PRACTICE - LIGHTS ON
15.02.38	75 I. LOPES	#75 Racelink GPS doesnt work - it must be fixed before next run
15.08.08	5 P. OETTL	#5 Lap Time Cancelled [1'40.440] - Yellow Flag - Turn 6
15.08.13	53 T. RABAT	#53 Lap Time Cancelled [1'47.250] - Yellow Flag - Turn 6
15.10.12	45 S. REDDING	#45 Lap Time Cancelled [1'52.431] - Exceeded Track Limits - Turn
15.11.12	60 M. VAN DER MARK	#60 Crashed - Turn 2
15.11.57	60 M. VAN DER MARK	#60 Rejoined
15.12.45	28 B. RAY	#28 Lap Time Cancelled [1'43.066] - Yellow Flag - Turn 2-3
15.12.50	91 L. BERNARDI	#91 Lap Time Cancelled [1'45.394] - Yellow Flag - Turn 2-3
15.12.55	77 D. AEGERTER	#77 Lap Time Cancelled [1'44.963] - Yellow Flag - Turn 2-3
15.13.00	55 A. LOCATELLI	#55 Lap Time Cancelled [1'49.893] - Yellow Flag - Turn 2-3
15.13.05	22 A. LOWES	#22 Lap Time Cancelled [1'41.903] - Yellow Flag - Turn 2-3
15.13.15	14 S. LOWES	#14 Lap Time Cancelled [1'41.884] - Yellow Flag - Turn 2-3
15.13.20	29 A. IANNONE	#29 Lap Time Cancelled [1'41.191] - Yellow Flag - Turn 2-3
15.13.25	54 T. RAZGATLIOGLU	#54 Lap Time Cancelled [1'41.438] - Exceeded Track Limits - Turn
15.13.38	7 I. LECUONA	#7 Lap Time Cancelled [1'53.108] - Exceeded Track Limits - Turn
15.15.12	1 A. BAUTISTA	#1 Lap Time Cancelled [1'57.284] - Exceeded Track Limits - Turn
15.15.45	47 A. BASSANI	#47 Lap Time Cancelled [1'59.430] - Exceeded Track Limits - Turn
15.19.13		WHITE FLAG
15.19.27		DROPS of RAIN in All Sectors
15.23.04	97 X. VIERGE	#97 Crashed - Turn 3
15.23.32	97 X. VIERGE	#97 Rejoined
15.24.25	97 X. VIERGE	#97 Stopped with Technical Problem - Turn 4
15.24.58	31 G. GERLOFF	#31 Lap Time Cancelled [1'40.448] - Yellow Flag - Turn 3
15.25.03	11 N. BULEGA	#11 Lap Time Cancelled [1'0'34.129] - Yellow Flag - Turn 3
15.25.08	7 I. LECUONA	#7 Lap Time Cancelled [1'39.705] - Yellow Flag - Turn 3
15.26.29	75 I. LOPES	#75 Lap Time Cancelled [1'39.632] - Yellow Flag - Turn 4
15.26.34	9 D. PETRUCCI	#9 Lap Time Cancelled [1'38.567] - Yellow Flag - Turn 4
15.26.39	45 S. REDDING	#45 Lap Time Cancelled [1'39.094] - Yellow Flag - Turn 4
15.26.44	65 J. REA	#65 Lap Time Cancelled [1'39.543] - Yellow Flag - Turn 4
15.26.49	47 A. BASSANI	#47 Lap Time Cancelled [1'39.662] - Yellow Flag - Turn 4
15.30.12		DROPS of RAIN in Sector(s): 1
15.31.13		DROPS of RAIN in All Sectors
15.47.26		End of Session

Fastest Laps Sequence

No.	Rider	Nat	Team	Bike	Local Time	Time	Gap	Avg
54	T. RAZGATLIOGLU	TUR	ROKIT BMW Motorrad WorldSBK Team	BMW M 1000 RR	15:03'30.690	1'38.481		152,874
54	T. RAZGATLIOGLU	TUR	ROKIT BMW Motorrad WorldSBK Team	BMW M 1000 RR	15:05'08.358	1'37.668	-0.813	154,147
54	T. RAZGATLIOGLU	TUR	ROKIT BMW Motorrad WorldSBK Team	BMW M 1000 RR	15:08'27.323	1'37.527	-0.141	154,370
54	T. RAZGATLIOGLU	TUR	ROKIT BMW Motorrad WorldSBK Team	BMW M 1000 RR	15:10'04.678	1'37.355	-0.172	154,642

11/10/2024 Start 15:00 End 15:47 The results are provisional until the end of the time limit for protests and appeals and the completion of the technical checks.

These data/results cannot be reproduced, stored and/or transmitted in whole or in part by any manner of electronic, mechanical, photocopying, recording, broadcasting or otherwise now known or herein after developed without the previous express consent by the copyright owner, except for reproduction in daily press and regular printed publications on sale to the public within 60 days of the event related to those data/results and always provided that copyright symbol appears together as follows below.

© DORNA WSBK ORGANIZATION Srl 2024

Estoril Round, 11-13 October 2024

Free Practices Combined Results

No.	Rider	Nat	Team	Bike	Class	FP1	FP2	Time	Gap	Rel.	Avg	LL
1	54 T. RAZGATLIOGLU	TUR	ROKIT BMW Motorrad WorldSBK Team	BMW M 1000 RR		1'52.344	1'37.355	1'37.355			154,642	14
2	9 D. PETRUCCI	ITA	Barni Spark Racing Team	Ducati Panigale V4R	IND	1'52.650	1'38.065	1'38.065	0.710	0.710	153,523	26
3	22 A. LOWES	GBR	Kawasaki Racing Team WorldSBK	Kawasaki ZX-10RR		1'52.778	1'38.074	1'38.074	0.719	0.009	153,509	18
4	1 A. BAUTISTA	ESP	Aruba.it Racing - Ducati	Ducati Panigale V4R		1'53.247	1'38.247	1'38.247	0.892	0.173	153,238	27
5	7 I. LECUONA	ESP	Team HRC	Honda CBR1000 RR-R		1'54.326	1'38.249	1'38.249	0.894	0.002	153,235	29
6	11 N. BULEGA	ITA	Aruba.it Racing - Ducati	Ducati Panigale V4R		1'53.291	1'38.395	1'38.395	1.040	0.146	153,008	18
7	47 A. BASSANI	ITA	Kawasaki Racing Team WorldSBK	Kawasaki ZX-10RR		1'54.113	1'38.437	1'38.437	1.082	0.042	152,942	22
8	31 G. GERLOFF	USA	Bonovo Action BMW	BMW M 1000 RR		1'54.264	1'38.438	1'38.438	1.083	0.001	152,941	31
9	97 X. VIERGE	ESP	Team HRC	Honda CBR1000 RR-R		1'54.015	1'38.446	1'38.446	1.091	0.008	152,929	27
10	65 J. REA	GBR	Pata Prometeon Yamaha	Yamaha YZF R1		1'53.229	1'38.572	1'38.572	1.217	0.126	152,733	23
11	21 M. RINALDI	ITA	Team Motocorsa Racing	Ducati Panigale V4R	IND	1'53.700	1'38.595	1'38.595	1.240	0.023	152,697	30
12	55 A. LOCATELLI	ITA	Pata Prometeon Yamaha	Yamaha YZF R1		1'53.692	1'38.702	1'38.702	1.347	0.107	152,532	23
13	87 R. GARDNER	AUS	GYTR GRT Yamaha WorldSBK Team	Yamaha YZF R1		1'54.595	1'38.841	1'38.841	1.486	0.139	152,317	27
14	29 A. IANNONE	ITA	Team GoEleven	Ducati Panigale V4R	IND	1'56.343	1'39.121	1'39.121	1.766	0.280	151,887	25
15	53 T. RABAT	ESP	Kawasaki Puccetti Racing	Kawasaki ZX-10RR	IND	1'56.854	1'39.363	1'39.363	2.008	0.242	151,517	34
16	14 S. LOWES	GBR	ELF Marc VDS Racing Team	Ducati Panigale V4R	IND	1'54.972	1'39.396	1'39.396	2.041	0.033	151,467	25
17	75 I. LOPES	POR	PETRONAS MIE Racing Honda	Honda CBR1000 RR-R	IND	1'55.671	1'39.428	1'39.428	2.073	0.032	151,418	25
18	28 B. RAY	GBR	Yamaha Motoxrcing WorldSBK Team	Yamaha YZF R1	IND	1'54.554	1'39.463	1'39.463	2.108	0.035	151,365	27
19	45 S. REDDING	GBR	Bonovo Action BMW	BMW M 1000 RR		1'54.300	1'39.529	1'39.529	2.174	0.066	151,264	25
20	60 M. VAN DER MARK	NED	ROKIT BMW Motorrad WorldSBK Team	BMW M 1000 RR		1'55.496	1'39.675	1'39.675	2.320	0.146	151,043	14
21	5 P. OETTL	GER	GMT94 Yamaha	Yamaha YZF R1	IND	1'56.982	1'39.877	1'39.877	2.522	0.202	150,737	27
22	77 D. AEGERTER	SUI	GYTR GRT Yamaha WorldSBK Team	Yamaha YZF R1		1'57.255	1'40.885	1'40.885	3.530	1.008	149,231	27
23	95 T. MACKENZIE	GBR	PETRONAS MIE Racing Honda	Honda CBR1000 RR-R	IND	1'52.994	1'41.157	1'41.157	3.802	0.272	148,830	21
24	91 L. BERNARDI	SMR	Yamaha Motoxrcing WorldSBK Team	Yamaha YZF R1	IND	1'58.425	1'42.754	1'42.754	5.399	1.597	146,517	30

11/10/2024

These data/results cannot be reproduced, stored and/or transmitted in whole or in part by any manner of electronic, mechanical, photocopying, recording, broadcasting or otherwise now known or herein after developed without the previous express consent by the copyright owner, except for reproduction in daily press and regular printed publications on sale to the public within 60 days of the event related to those data/results and always provided that copyright symbol appears together as follows below.

© DORNA WSBK ORGANIZATION Srl 2024

Estoril Round, 11-13 October 2024

Best Sectors & Speed Free Practice 2nd Session

BEST LAP

1	54	T. RAZGATLIOGLU	BMW M 1000 RR	1'37.355
2	9	D. PETRUCCI	Ducati Panigale V4R	1'38.065
3	22	A. LOWES	Kawasaki ZX-10RR	1'38.074
4	1	A. BAUTISTA	Ducati Panigale V4R	1'38.247
5	7	I. LECUONA	Honda CBR1000 RR-R	1'38.249
6	11	N. BULEGA	Ducati Panigale V4R	1'38.395
7	47	A. BASSANI	Kawasaki ZX-10RR	1'38.437
8	31	G. GERLOFF	BMW M 1000 RR	1'38.438
9	97	X. VIERGE	Honda CBR1000 RR-R	1'38.446
10	65	J. REA	Yamaha YZF R1	1'38.572
11	21	M. RINALDI	Ducati Panigale V4R	1'38.595
12	55	A. LOCATELLI	Yamaha YZF R1	1'38.702
13	87	R. GARDNER	Yamaha YZF R1	1'38.841
14	29	A. IANNONE	Ducati Panigale V4R	1'39.121
15	53	T. RABAT	Kawasaki ZX-10RR	1'39.363
16	14	S. LOWES	Ducati Panigale V4R	1'39.396
17	75	I. LOPES	Honda CBR1000 RR-R	1'39.428
18	28	B. RAY	Yamaha YZF R1	1'39.463
19	45	S. REDDING	BMW M 1000 RR	1'39.529
20	60	M. VAN DER MARK	BMW M 1000 RR	1'39.675
21	5	P. OETTL	Yamaha YZF R1	1'39.877
22	77	D. AEGERTER	Yamaha YZF R1	1'40.885
23	95	T. MACKENZIE	Honda CBR1000 RR-R	1'41.157
24	91	L. BERNARDI	Yamaha YZF R1	1'42.754

SPEED

1	97	X. VIERGE	Honda CBR1000 RR-R	315,8
2	31	G. GERLOFF	BMW M 1000 RR	314,9
3	1	A. BAUTISTA	Ducati Panigale V4R	314,0
4	9	D. PETRUCCI	Ducati Panigale V4R	312,1
5	60	M. VAN DER MARK	BMW M 1000 RR	312,1
6	11	N. BULEGA	Ducati Panigale V4R	311,2
7	29	A. IANNONE	Ducati Panigale V4R	311,2
8	53	T. RABAT	Kawasaki ZX-10RR	311,2
9	54	T. RAZGATLIOGLU	BMW M 1000 RR	310,3
10	47	A. BASSANI	Kawasaki ZX-10RR	309,5
11	21	M. RINALDI	Ducati Panigale V4R	309,5
12	7	I. LECUONA	Honda CBR1000 RR-R	308,6
13	45	S. REDDING	BMW M 1000 RR	308,6
14	87	R. GARDNER	Yamaha YZF R1	308,6
15	65	J. REA	Yamaha YZF R1	307,7
16	28	B. RAY	Yamaha YZF R1	307,7
17	77	D. AEGERTER	Yamaha YZF R1	306,8
18	22	A. LOWES	Kawasaki ZX-10RR	306,8
19	14	S. LOWES	Ducati Panigale V4R	304,2
20	91	L. BERNARDI	Yamaha YZF R1	302,5
21	55	A. LOCATELLI	Yamaha YZF R1	302,5
22	75	I. LOPES	Honda CBR1000 RR-R	302,5
23	5	P. OETTL	Yamaha YZF R1	301,7
24	95	T. MACKENZIE	Honda CBR1000 RR-R	300,0

SEG. 1

1	54	T. RAZGATLIOGLU	19.603
2	9	D. PETRUCCI	19.729
3	7	I. LECUONA	19.778
4	97	X. VIERGE	19.798
5	47	A. BASSANI	19.822
6	31	G. GERLOFF	19.830
7	22	A. LOWES	19.839
8	1	A. BAUTISTA	19.842
9	87	R. GARDNER	19.874
10	21	M. RINALDI	19.880
11	11	N. BULEGA	19.894
12	55	A. LOCATELLI	19.908
13	65	J. REA	19.909
14	53	T. RABAT	19.972
15	14	S. LOWES	20.059
16	60	M. VAN DER MARK	20.081
17	75	I. LOPES	20.095
18	45	S. REDDING	20.121
19	5	P. OETTL	20.123
20	28	B. RAY	20.178
21	29	A. IANNONE	20.178
22	77	D. AEGERTER	20.289
23	95	T. MACKENZIE	20.516
24	91	L. BERNARDI	20.705

SEG. 2

1	54	T. RAZGATLIOGLU	23.515
2	22	A. LOWES	23.592
3	9	D. PETRUCCI	23.643
4	97	X. VIERGE	23.679
5	55	A. LOCATELLI	23.700
6	47	A. BASSANI	23.700
7	1	A. BAUTISTA	23.706
8	7	I. LECUONA	23.743
9	11	N. BULEGA	23.761
10	31	G. GERLOFF	23.762
11	65	J. REA	23.810
12	45	S. REDDING	23.850
13	21	M. RINALDI	23.864
14	14	S. LOWES	23.876
15	53	T. RABAT	23.930
16	87	R. GARDNER	23.931
17	75	I. LOPES	23.971
18	29	A. IANNONE	23.974
19	5	P. OETTL	24.065
20	28	B. RAY	24.103
21	60	M. VAN DER MARK	24.235
22	77	D. AEGERTER	24.385
23	95	T. MACKENZIE	24.598
24	91	L. BERNARDI	24.701

SEG. 3

1	22	A. LOWES	23.045
2	54	T. RAZGATLIOGLU	23.063
3	7	I. LECUONA	23.110
4	9	D. PETRUCCI	23.163
5	21	M. RINALDI	23.164
6	65	J. REA	23.182
7	47	A. BASSANI	23.195
8	11	N. BULEGA	23.203
9	1	A. BAUTISTA	23.237
10	97	X. VIERGE	23.281
11	55	A. LOCATELLI	23.287
12	31	G. GERLOFF	23.295
13	14	S. LOWES	23.308
14	87	R. GARDNER	23.329
15	29	A. IANNONE	23.343
16	45	S. REDDING	23.387
17	53	T. RABAT	23.395
18	28	B. RAY	23.412
19	75	I. LOPES	23.422
20	60	M. VAN DER MARK	23.453
21	5	P. OETTL	23.546
22	77	D. AEGERTER	23.567
23	95	T. MACKENZIE	23.862
24	91	L. BERNARDI	24.250

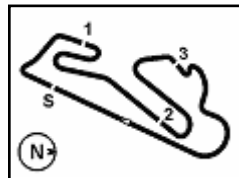
SEG. 4

1	54	T. RAZGATLIOGLU	31.132
2	1	A. BAUTISTA	31.270
3	11	N. BULEGA	31.331
4	7	I. LECUONA	31.358
5	31	G. GERLOFF	31.396
6	29	A. IANNONE	31.455
7	22	A. LOWES	31.477
8	87	R. GARDNER	31.480
9	47	A. BASSANI	31.488
10	9	D. PETRUCCI	31.518
11	60	M. VAN DER MARK	31.520
12	65	J. REA	31.529
13	97	X. VIERGE	31.540
14	53	T. RABAT	31.567
15	21	M. RINALDI	31.588
16	28	B. RAY	31.644
17	75	I. LOPES	31.696
18	55	A. LOCATELLI	31.746
19	45	S. REDDING	31.810
20	14	S. LOWES	31.958
21	5	P. OETTL	32.008
22	77	D. AEGERTER	32.157
23	95	T. MACKENZIE	32.181
24	91	L. BERNARDI	32.818

11/10/2024

These data/results cannot be reproduced, stored and/or transmitted in whole or in part by any manner of electronic, mechanical, photocopying, recording, broadcasting or otherwise now known or herein after developed without the previous express consent by the copyright owner, except for reproduction in daily press and regular printed publications on sale to the public within 60 days of the event related to those data/results and always provided that copyright symbol appears together as follows below.

© DORNA WSBK ORGANIZATION Srl 2024



Circuito Estoril 4.182 m

Estoril Round, 11-13 October 2024

Ideal Times Free Practice 2nd Session

No.	Rider	Nat	Bike	Seg. 1	Seg. 2	Seg. 3	Seg. 4	Ideal Time		
				Diff. 1	Diff. 2	Diff. 3	Diff. 4	Best Lap	Pos.	Diff.
1	54 T. RAZGATLIOGLU	TUR	BMW M 1000 RR	19.603	23.515	23.063 +0.042	31.132	1'37.313 1'37.355	1	0.042
2	22 A. LOWES	GBR	Kawasaki ZX-10RR	19.839 +0.003	23.592 +0.118	23.045	31.477	1'37.953 1'38.074	3	0.121
3	7 I. LECUONA	ESP	Honda CBR1000 RR-R	19.778 +0.064	23.743 +0.115	23.110	31.358 +0.081	1'37.989 1'38.249	5	0.260
4	9 D. PETRUCCI	ITA	Ducati Panigale V4R	19.729 +0.005	23.643 +0.007	23.163	31.518	1'38.053 1'38.065	2	0.012
5	1 A. BAUTISTA	ESP	Ducati Panigale V4R	19.842	23.706	23.237 +0.040	31.270 +0.152	1'38.055 1'38.247	4	0.192
6	11 N. BULEGA	ITA	Ducati Panigale V4R	19.894 +0.071	23.761 +0.044	23.203 +0.091	31.331	1'38.189 1'38.395	6	0.206
7	47 A. BASSANI	ITA	Kawasaki ZX-10RR	19.822 +0.085	23.700 +0.147	23.195	31.488	1'38.205 1'38.437	7	0.232
8	31 G. GERLOFF	USA	BMW M 1000 RR	19.830 +0.110	23.762 +0.023	23.295	31.396 +0.022	1'38.283 1'38.438	8	0.155
9	97 X. VIERGE	ESP	Honda CBR1000 RR-R	19.798 +0.148	23.679	23.281	31.540	1'38.298 1'38.446	9	0.148
10	65 J. REA	GBR	Yamaha YZF R1	19.909 +0.070	23.810 +0.072	23.182	31.529	1'38.430 1'38.572	10	0.142
11	21 M. RINALDI	ITA	Ducati Panigale V4R	19.880	23.864 +0.087	23.164	31.588 +0.012	1'38.496 1'38.595	11	0.099
12	87 R. GARDNER	AUS	Yamaha YZF R1	19.874	23.931	23.329	31.480 +0.227	1'38.614 1'38.841	13	0.227
13	55 A. LOCATELLI	ITA	Yamaha YZF R1	19.908 +0.034	23.700	23.287	31.746 +0.027	1'38.641 1'38.702	12	0.061
14	53 T. RABAT	ESP	Kawasaki ZX-10RR	19.972	23.930 +0.126	23.395 +0.146	31.567 +0.227	1'38.864 1'39.363	15	0.499
15	29 A. IANNONE	ITA	Ducati Panigale V4R	20.178 +0.171	23.974	23.343	31.455	1'38.950 1'39.121	14	0.171
16	45 S. REDDING	GBR	BMW M 1000 RR	20.121 +0.140	23.850	23.387 +0.154	31.810 +0.067	1'39.168 1'39.529	19	0.361
17	75 I. LOPES	POR	Honda CBR1000 RR-R	20.095	23.971 +0.135	23.422 +0.109	31.696	1'39.184 1'39.428	17	0.244
18	14 S. LOWES	GBR	Ducati Panigale V4R	20.059 +0.159	23.876 +0.036	23.308	31.958	1'39.201 1'39.396	16	0.195
19	60 M. VAN DER MARK	NED	BMW M 1000 RR	20.081 +0.249	24.235	23.453	31.520 +0.137	1'39.289 1'39.675	20	0.386
20	28 B. RAY	GBR	Yamaha YZF R1	20.178 +0.003	24.103 +0.071	23.412 +0.052	31.644	1'39.337 1'39.463	18	0.126
21	5 P. OETTL	GER	Yamaha YZF R1	20.123	24.065 +0.135	23.546	32.008	1'39.742 1'39.877	21	0.135
22	77 D. AEGERTER	SUI	Yamaha YZF R1	20.289	24.385 +0.046	23.567	32.157 +0.441	1'40.398 1'40.885	22	0.487
23	95 T. MACKENZIE	GBR	Honda CBR1000 RR-R	20.516	24.598	23.862	32.181	1'41.157 1'41.157	23	
24	91 L. BERNARDI	SMR	Yamaha YZF R1	20.705	24.701	24.250 +0.047	32.818 +0.233	1'42.474 1'42.754	24	0.280
Overall Ideal Time				19.603	23.515	23.045	31.132	1'37.295		

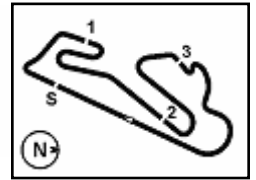
11/10/2024

These data/results cannot be reproduced, stored and/or transmitted in whole or in part by any manner of electronic, mechanical, photocopying, recording, broadcasting or otherwise now known or herein after developed without the previous express consent by the copyright owner, except for reproduction in daily press and regular printed publications on sale to the public within 60 days of the event related to those data/results and always provided that copyright symbol appears together as follows below.

© DORNA WSBK ORGANIZATION Srl 2024

FIGR PERUGIA TIMING





Estoril Round, 11-13 October 2024

Chronological Analysis Free Practice 2nd Session

1° 54 T. RAZGATLIOGLU [1'37.355]							
Lap	Seg1	Seg2	Seg3	Seg4	Lap Time	km/h	Local Time
1		24.832	24.312	32.351			
2	20.507	23.680	23.102	31.192	1'38.481	305,1	15:03'30.690
3	19.730	23.549	23.124	31.265	1'37.668	308,6	15:05'08.358
4	20.619	24.117	24.083	32.619	1'41.438C	309,5	15:06'49.796
5	19.767	23.523	23.063	31.174	1'37.527	307,7	15:08'27.323
6	19.603	23.515	23.105	31.132	1'37.355	310,3	15:10'04.678
7	19.676	23.570	23.173	40.269	1'46.688P	310,3	15:11'51.366
8	15'00.421	24.575	23.643	31.622	16'20.261P		15:28'11.627
9	20.135	23.733	23.517	39.078	1'46.463P	307,7	15:29'58.090

4	20.015	23.990	23.335	31.411	1'38.751	306,8	15:07'10.720
5	20.065	23.847	23.285	31.608	1'38.805	308,6	15:08'49.525
6	20.040	23.945	23.223	31.521	1'38.729	307,7	15:10'28.254
7	26.530	24.444	23.468	38.666	1'53.108CP	304,2	15:12'21.362
8	6'08.969	24.513	24.699	32.011	7'30.192P		15:19'51.554
9	20.217	23.743	23.286	31.358	1'38.604	300,0	15:21'30.158
10	19.842	23.858	23.110	31.439	1'38.249	301,7	15:23'08.407
11	19.960	24.681	23.453	31.611	1'39.705C	304,2	15:24'48.112
12	19.927	23.779	23.238	31.559	1'38.503	302,5	15:26'26.615
13	19.778	23.876	23.128	31.505	1'38.287	303,4	15:28'04.902
14	21.370	25.535	24.494	40.292	1'51.691P	302,5	15:29'56.593

2° 9 D. PETRUCCI [1'38.065]							
Lap	Seg1	Seg2	Seg3	Seg4	Lap Time	km/h	Local Time
1		25.761	24.341	32.557			
2	20.389	24.034	23.533	31.713	1'39.669	310,3	15:03'41.970
3	20.242	23.829	23.453	31.817	1'39.341	312,1	15:05'21.311
4	20.100	23.764	23.320	31.704	1'38.888	309,5	15:07'00.199
5	19.851	23.643	23.350	31.564	1'38.408	306,8	15:08'38.607
6	19.834	23.696	23.420	31.554	1'38.504	310,3	15:10'17.111
7	19.729	23.752	23.207	31.608	1'38.296	310,3	15:11'55.407
8	24.048	27.968	24.192	41.808	1'58.016P	312,1	15:13'53.423
9	8'44.965	24.588	23.628	31.796	10'04.977P		15:23'58.400
10	19.774	23.939	23.217	31.637	1'38.567C	307,7	15:25'36.967
11	19.734	23.650	23.163	31.518	1'38.065	307,7	15:27'15.032
12	19.770	23.743	24.937	32.334	1'40.784	308,6	15:28'55.816
13	21.189	30.614	28.032	47.592	2'07.427P	307,7	15:31'03.243

6° 11 N. BULEGA [1'38.395]							
Lap	Seg1	Seg2	Seg3	Seg4	Lap Time	km/h	Local Time
1		28.047	25.612	32.704			
2	21.384	24.661	23.989	32.262	1'42.296	301,7	15:03'55.344
3	20.443	25.305	24.351	32.008	1'42.107	304,2	15:05'37.451
4	19.894	23.932	23.474	31.730	1'39.030	309,5	15:07'16.481
5	20.079	23.761	23.726	31.569	1'39.135	309,5	15:08'55.616
6	20.149	23.933	23.411	31.406	1'38.899	309,5	15:10'34.515
7	21.475	25.495	25.368	31.710	1'44.048	311,2	15:12'18.563
8	20.627	23.997	23.437	41.938	1'49.999P	309,5	15:14'08.562
9	9'13.301	25.027	23.869	31.932	10'34.129CP		15:24'42.691
10	20.307	23.951	23.203	31.439	1'38.900	308,6	15:26'21.591
11	20.019	23.764	23.275	31.414	1'38.472	308,6	15:28'00.063
12	19.965	23.805	23.294	31.331	1'38.395	308,6	15:29'38.458
13	26.280	31.498	32.478	54.882	2'25.138P	309,5	15:32'03.596

3° 22 A. LOWES [1'38.074]							
Lap	Seg1	Seg2	Seg3	Seg4	Lap Time	km/h	Local Time
1		26.277	25.337	33.344			
2	20.661	24.269	23.623	31.966	1'40.519	300,0	15:04'16.335
3	20.055	23.761	23.158	31.682	1'38.656	303,4	15:05'54.991
4	20.069	23.820	23.307	31.602	1'38.798	304,2	15:07'33.789
5	23.109	26.419	24.042	32.052	1'45.622	304,2	15:09'19.411
6	19.842	23.710	23.045	31.477	1'38.074	306,8	15:10'57.485
7	21.974	24.435	23.764	31.730	1'41.903C	305,1	15:12'39.388
8	20.193	23.771	23.391	31.615	1'38.970	305,9	15:14'18.358
9	19.959	23.847	23.299	31.839	1'38.944	305,9	15:15'57.302
10	19.839	23.727	23.112	31.520	1'38.198	303,4	15:17'35.500
11	19.853	23.592	23.511	48.408	1'55.364P	303,4	15:19'30.864

7° 47 A. BASSANI [1'38.437]							
Lap	Seg1	Seg2	Seg3	Seg4	Lap Time	km/h	Local Time
1		25.515	24.328	32.496			
2	20.319	24.142	25.617	32.223	1'42.301	306,8	15:03'49.690
3	20.289	24.273	23.725	32.011	1'40.298	305,9	15:05'29.988
4	20.282	24.052	23.724	32.122	1'40.180	306,8	15:07'10.168
5	20.561	24.299	23.593	31.868	1'40.321	308,6	15:08'50.489
6	28.031	25.396	24.686	41.317	1'59.430CP	305,9	15:10'49.919
7	7'01.373	24.695	23.705	31.625	8'21.398P		15:19'11.317
8	20.287	23.700	23.351	31.594	1'38.932	309,5	15:20'50.249
9	19.907	23.847	23.195	31.488	1'38.437	306,8	15:22'28.686
10	21.332	25.177	24.447	32.173	1'43.129	308,6	15:24'11.815
11	19.822	23.996	23.982	31.862	1'39.662C	306,8	15:25'51.477
12	20.008	24.020	23.426	31.786	1'39.240	305,9	15:27'30.717
13	22.495	25.846	24.792	42.274	1'55.407P	306,8	15:29'26.124

4° 1 A. BAUTISTA [1'38.247]							
Lap	Seg1	Seg2	Seg3	Seg4	Lap Time	km/h	Local Time
1		26.378	24.778	32.964			
2	20.744	24.036	23.646	31.624	1'40.050	305,1	15:03'52.101
3	20.211	23.783	23.436	31.611	1'39.041	311,2	15:05'31.142
4	20.172	23.817	23.530	31.474	1'38.993	314,0	15:07'10.135
5	20.064	23.761	23.388	31.568	1'38.781	313,0	15:08'48.916
6	25.895	26.059	23.732	41.598	1'57.284CP	313,0	15:10'46.200
7	11'05.153	24.768	23.685	31.670	12'25.276P		15:23'11.476
8	20.055	23.730	23.314	31.270	1'38.369	313,0	15:24'49.845
9	20.001	23.718	23.237	31.367	1'38.323	314,0	15:26'28.168
10	19.842	23.706	23.277	31.422	1'38.247	314,0	15:28'06.415
11	20.027	30.624	24.886	44.032	1'59.569P	314,0	15:30'05.984
12	14'08.242	29.785	27.937	36.871	15'42.835P		15:45'48.819

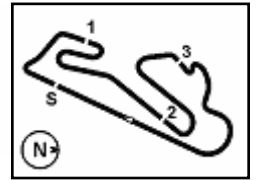
8° 31 G. GERLOFF [1'38.438]							
Lap	Seg1	Seg2	Seg3	Seg4	Lap Time	km/h	Local Time
1		26.249	24.766	32.468			
2	20.439	24.188	23.678	31.677	1'39.982	309,5	15:03'35.792
3	20.115	24.054	23.678	31.653	1'39.500	312,1	15:05'15.292
4	20.184	23.841	36.749	32.222	1'52.996	310,3	15:07'08.288
5	23.274	25.377	23.817	31.735	1'44.203	309,5	15:08'52.491
6	20.360	23.907	23.767	31.542	1'39.576	314,9	15:10'32.067
7	19.883	23.877	23.580	31.804	1'39.144	313,0	15:12'11.211
8	19.965	24.631	28.572	41.115	1'54.283P	311,2	15:14'05.494
9	5'47.535	25.043	24.084	32.292	7'08.954P		15:21'14.448
10	20.346	25.444	23.526	31.396	1'40.712	309,5	15:22'55.160
11	20.765	24.548	23.585	31.550	1'40.448C	310,3	15:24'35.608
12	19.830	23.762	23.369	31.531	1'38.492	308,6	15:26'14.100
13	19.940	23.785	23.295	31.418	1'38.438	310,3	15:27'52.538
14	20.413	25.169	23.940	39.337	1'48.859P	309,5	15:29'41.397

5° 7 I. LECUONA [1'38.249]							
Lap	Seg1	Seg2	Seg3	Seg4	Lap Time	km/h	Local Time
1		26.762	24.840	33.678			
2	20.756	24.137	23.635	31.721	1'40.249	302,5	15:03'52.524
3	20.430	24.056	23.343	31.616	1'39.445	308,6	15:05'31.969

11/10/2024 P = Pits In/Dut - C = Lap Time Cancelled

These data/results cannot be reproduced, stored and/or transmitted in whole or in part by any manner of electronic, mechanical, photocopying, recording, broadcasting or otherwise now known or herein after developed without the previous express consent by the copyright owner, except for reproduction in daily press and regular printed publications on sale to the public within 60 days of the event related to those data/results and always provided that copyright symbol appears together as follows below.

© DORNA WSBK ORGANIZATION Srl 2024



Circuito Estoril 4.182 m

Estoril Round, 11-13 October 2024

Chronological Analysis Free Practice 2nd Session

2 / 3

9° 97 X. VIERGE [1'38.446]							
Lap	Seg.1	Seg.2	Seg.3	Seg.4	Lap Time	km/h	Local Time
1		26.269	24.927	32.872			
2	21.108	23.973	23.650	31.922	1'40.653	285,7	15:03'53.190
3	20.228	23.922	23.610	32.002	1'39.762	310,3	15:05'32.952
4	19.946	23.679	23.281	31.540	1'38.446	311,2	15:07'11.398
5	20.020	23.858	23.428	31.844	1'39.150	314,9	15:08'50.548
6	20.125	23.783	23.309	31.550	1'38.767	315,8	15:10'29.315
7	28.862	24.400	23.790	40.231	1'57.283P	311,2	15:12'26.598
8	5'23.756	24.376	23.791	32.251	6'44.174P		15:19'10.772
9	21.601	24.582	23.637	31.886	1'41.706	305,9	15:20'52.478
10	19.903	23.731	23.303	31.549	1'38.486	307,7	15:22'30.964
11	19.798					308,6	

4	20.440	24.128	23.476	38.190	1'46.234	299,2	15:07'02.021
5	20.469	24.112	23.439	31.695	1'39.715	303,4	15:08'41.736
6	22.627	25.136	23.924	39.348	1'51.035	305,9	15:10'32.771
7	20.636	24.242	23.553	31.480	1'39.911	304,2	15:12'12.682
8	20.988	25.689	23.968	41.448	1'52.093P	305,9	15:14'04.775
9	9'44.972	25.280	24.042	35.214	11'09.508P		15:25'14.283
10	20.206	24.097	23.850	33.694	1'41.847	302,5	15:26'56.130
11	19.874	23.931	23.329	31.707	1'38.841	305,1	15:28'34.971
12	20.384	30.176	25.052	40.595	1'56.207P	299,2	15:30'31.178

10° 65 J. REA [1'38.572]							
Lap	Seg.1	Seg.2	Seg.3	Seg.4	Lap Time	km/h	Local Time
1		24.815	24.549	32.449			
2	20.514	24.059	23.630	31.733	1'39.936	305,9	15:03'36.054
3	20.327	24.042	23.552	31.555	1'39.476	307,7	15:05'15.530
4	20.506	24.014	24.251	37.251	1'46.022	305,1	15:07'01.552
5	20.219	23.810	23.332	31.666	1'39.027	304,2	15:08'40.579
6	19.978	23.927	23.360	31.718	1'38.983	303,4	15:10'19.562
7	19.909	23.870	23.361	31.590	1'38.730	302,5	15:11'58.292
8	20.520	25.495	24.571	43.926	1'54.512P	302,5	15:13'52.804
9	8'48.083	24.311	23.651	32.028	10'08.073P		15:24'00.877
10	20.217	24.048	23.344	31.934	1'39.543C	303,4	15:25'40.420
11	19.979	23.882	23.182	31.529	1'38.572	301,7	15:27'18.992
12	20.867	27.772	26.969	44.626	2'00.234P	303,4	15:29'19.226
13	14'36.911	28.355	29.329	37.858	16'12.453P		15:45'31.679

14° 29 A. IANNONE [1'39.121]							
Lap	Seg.1	Seg.2	Seg.3	Seg.4	Lap Time	km/h	Local Time
1		29.459	27.888	36.863			
2	22.649	27.433	27.496	32.823	1'50.401	285,0	15:06'30.957
3	21.173	24.497	24.359	32.325	1'42.354	303,4	15:08'13.311
4	20.285	24.061	23.749	31.666	1'39.761	310,3	15:09'53.072
5	20.178	24.029	23.606	31.614	1'39.427	309,5	15:11'32.499
6	21.318	24.384	23.643	31.846	1'41.191C	311,2	15:13'13.690
7	20.559	24.071	23.479	31.674	1'39.783	310,3	15:14'53.473
8	20.349	23.974	23.343	31.455	1'39.121	310,3	15:16'32.594
9	21.016	26.124	25.710	42.035	1'54.885P	295,1	15:18'27.479
10	10'01.570	28.171	24.927	34.753	11'29.421P		15:29'56.900
11	25.306	34.312	37.534	59.701	2'36.853P	305,9	15:32'33.753

11° 21 M. RINALDI [1'38.595]							
Lap	Seg.1	Seg.2	Seg.3	Seg.4	Lap Time	km/h	Local Time
1		25.615	24.497	32.825			
2	20.321	24.350	23.748	31.831	1'40.250	304,2	15:03'59.491
3	20.236	24.121	23.464	31.619	1'39.440	304,2	15:05'38.931
4	20.169	24.226	23.319	31.588	1'39.302	309,5	15:07'18.233
5	20.284	24.033	23.268	31.744	1'39.329	309,5	15:08'57.562
6	20.046	23.864	23.382	31.741	1'39.033	306,8	15:10'36.595
7	21.068	25.958	24.032	32.239	1'43.297	305,9	15:12'19.892
8	20.297	24.123	23.501	43.713	1'51.634P	306,8	15:14'11.526
9	7'53.312	24.725	23.739	32.047	9'13.823P		15:23'25.349
10	20.108	23.985	23.200	31.753	1'39.046	304,2	15:25'04.395
11	19.880	23.951	23.164	31.600	1'38.595	303,4	15:26'42.990
12	20.656	25.017	23.876	40.396	1'49.945P	305,1	15:28'32.935

15° 53 T. RABAT [1'39.363]							
Lap	Seg.1	Seg.2	Seg.3	Seg.4	Lap Time	km/h	Local Time
1		25.548	25.454	33.575			
2	21.297	25.089	24.049	32.242	1'42.677	300,0	15:03'43.766
3	20.501	24.271	23.980	32.199	1'40.951	307,7	15:05'24.717
4	20.380	24.149	27.582	35.139	1'47.250C	310,3	15:07'11.967
5	20.419	24.143	23.553	31.906	1'40.021	300,8	15:08'51.988
6	20.473	24.038	23.754	31.776	1'40.041	306,8	15:10'32.029
7	20.622	23.930	23.395	31.567	1'39.514	304,2	15:12'11.543
8	20.325	24.341	25.884	48.044	1'58.594P	311,2	15:14'10.137
9	4'24.513	25.000	25.024	32.774	5'47.311P		15:19'57.448
10	20.820	24.374	23.698	31.796	1'40.688	300,0	15:21'38.136
11	20.342	24.164	23.651	31.939	1'40.096	306,8	15:23'18.232
12	19.972	24.056	23.541	31.794	1'39.363	305,9	15:24'57.595
13	20.070	24.018	25.206	39.707	1'49.001P	307,7	15:26'46.596
14	4'41.859	30.093	32.460	51.420	6'35.832P		15:33'22.428

12° 55 A. LOCATELLI [1'38.702]							
Lap	Seg.1	Seg.2	Seg.3	Seg.4	Lap Time	km/h	Local Time
1		26.627	25.830	32.196			
2	20.588	23.913	23.549	31.757	1'39.807	299,2	15:07'36.343
3	20.356	24.154	23.339	31.746	1'39.595	301,7	15:09'15.938
4	19.942	23.700	23.287	31.773	1'38.702	302,5	15:10'54.640
5	21.436	24.732	24.010	39.715	1'49.893CP	302,5	15:12'44.533
6	11'05.784	25.381	24.413	33.558	12'29.136P		15:25'13.669
7	20.042	23.880	26.166	31.915	1'42.003	300,8	15:26'55.672
8	19.908	23.868	23.767	33.426	1'40.969	302,5	15:28'36.641
9	20.997	27.630	26.570	43.495	1'58.692P	301,7	15:30'35.333

16° 14 S. LOWES [1'39.396]							
Lap	Seg.1	Seg.2	Seg.3	Seg.4	Lap Time	km/h	Local Time
1		25.958	24.832	33.517			
2	21.085	24.567	24.158	32.495	1'42.305	300,8	15:04'49.154
3	20.375	24.030	23.708	32.224	1'40.337	304,2	15:06'29.491
4	20.695	24.001	24.741	33.456	1'42.893	300,0	15:08'12.384
5	20.142	23.876	23.411	32.076	1'39.505	302,5	15:09'51.889
6	20.059	23.896	23.389	32.202	1'39.546	303,4	15:11'31.435
7	21.596	24.393	23.582	32.313	1'41.884C	302,5	15:13'13.319
8	20.305	24.049	23.308	32.113	1'39.775	302,5	15:14'53.094
9	20.218	23.912	23.308	31.958	1'39.396	304,2	15:16'32.490
10	20.159	28.004	24.852	41.859	1'54.874P	301,7	15:18'27.364
11	9'55.353	25.751	24.125	32.424	11'17.653P		15:29'45.017
12	27.322	32.211	30.953	52.840	2'23.326P	302,5	15:32'08.343

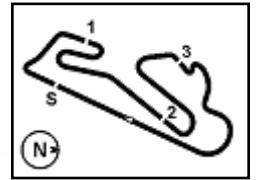
13° 87 R. GARDNER [1'38.841]							
Lap	Seg.1	Seg.2	Seg.3	Seg.4	Lap Time	km/h	Local Time
1		25.985	26.257	32.332			
2	20.403	24.057	23.634	31.555	1'39.649	305,1	15:03'36.348
3	20.221	24.078	23.625	31.515	1'39.439	308,6	15:05'15.787

17° 75 I. LOPES [1'39.428]							
Lap	Seg.1	Seg.2	Seg.3	Seg.4	Lap Time	km/h	Local Time
1		25.434	24.342	32.697			
2	20.653	24.194	23.719	32.141	1'40.707	299,2	15:03'35.161
3	20.351	24.259	23.593	31.945	1'40.148	300,8	15:05'15.309
4	20.513	23.971	23.510	31.839	1'39.833	290,3	15:06'55.142

11/10/2024 P = Pits In/Out - C = Lap Time Cancelled

These data/results cannot be reproduced, stored and/or transmitted in whole or in part by any manner of electronic, mechanical, photocopying, recording, broadcasting or otherwise now known or herein after developed without the previous express consent by the copyright owner, except for reproduction in daily press and regular printed publications on sale to the public within 60 days of the event related to those data/results and always provided that copyright symbol appears together as follows below.

© DORNA WSBK ORGANIZATION Srl 2024



Estoril Round, 11-13 October 2024

Chronological Analysis Free Practice 2nd Session

5	20.314	24.138	23.656	34.242	1'42.350	300,0	15:08'37.492
6	20.251	24.029	23.472	31.817	1'39.569	300,0	15:10'17.061
7	20.213	24.080	23.422	31.777	1'39.492	300,8	15:11'56.553
8	21.563	27.562	24.339	41.262	1'54.726P	302,5	15:13'51.279
9	8'29.583	25.137	24.037	32.240	9'50.997P		15:23'42.276
10	20.096	24.188	23.544	31.804	1'39.632C	300,0	15:25'21.908
11	20.095	24.106	23.531	31.696	1'39.428	300,8	15:27'01.336
12	20.137	24.263	25.357	43.193	1'52.950P	300,8	15:28'54.286

11	21.717	24.584	23.851	32.296	1'42.448	299,2	15:19'01.972
12	21.357	24.642	23.800	34.464	1'44.263	297,5	15:20'46.235
13	20.123	24.200	23.546	32.008	1'39.877	298,3	15:22'26.112
14	20.592	24.572	24.039	43.284	1'52.487P	298,3	15:24'18.599

18° 28 B. RAY [1'39.463]							
Lap	Seg1	Seg2	Seg3	Seg4	Lap Time	km/h	Local Time
1		27.970	25.125	33.255			
2	20.569	24.253	23.630	31.902	1'40.354	302,5	15:04'00.267
3	20.181	24.174	23.464	31.644	1'39.463	303,4	15:05'39.730
4	20.229	24.308	23.963	31.897	1'40.397	305,1	15:07'20.127
5	20.178	24.103	23.443	31.865	1'39.589	307,7	15:08'59.716
6	26.169	25.197	23.859	32.188	1'47.413	301,7	15:10'47.129
7	22.773	24.727	23.582	31.984	1'43.066C	300,8	15:12'30.195
8	20.207	24.600	23.633	32.803	1'41.243	300,8	15:14'11.438
9	20.296	24.215	23.412	43.220	1'51.143P	299,2	15:16'02.581
10	9'13.783	27.594	24.348	32.444	10'38.169P		15:26'40.750
11	20.257	24.380	28.883	44.787	1'58.307P	297,5	15:28'39.057
12	15'34.600	41.055	40.798	1'01.550	17'58.003P		15:46'37.060

22° 77 D. AEGERTER [1'40.885]							
Lap	Seg1	Seg2	Seg3	Seg4	Lap Time	km/h	Local Time
1		27.684	28.645	34.421			
2	21.682	25.005	24.947	32.512	1'44.146	284,2	15:03'56.384
3	20.921	24.791	24.028	32.300	1'42.040	300,8	15:05'38.424
4	20.490	24.752	24.071	32.318	1'41.631	306,8	15:07'20.055
5	20.689	24.437	23.798	32.351	1'41.275	306,8	15:09'01.330
6	20.662	24.580	23.972	39.504	1'48.718	305,1	15:10'50.048
7	22.088	25.245	24.309	33.321	1'44.963C	301,7	15:12'35.011
8	20.651	24.405	23.744	32.157	1'40.957	302,5	15:14'15.968
9	20.936	26.942	24.121	32.803	1'44.802	305,1	15:16'00.770
10	20.475	24.385	23.932	32.463	1'41.255	300,8	15:17'42.025
11	20.289	24.431	23.567	32.598	1'40.885	300,0	15:19'22.910
12	21.314	26.633	25.054	41.073	1'54.074P	300,8	15:21'16.984

19° 45 S. REDDING [1'39.529]							
Lap	Seg1	Seg2	Seg3	Seg4	Lap Time	km/h	Local Time
1		25.282	28.947	33.404			
2	21.663	24.399	23.899	32.166	1'42.127	288,0	15:03'41.509
3	20.245	24.029	23.949	31.810	1'40.033	305,9	15:05'21.542
4	20.261	23.850	23.541	31.877	1'39.529	308,6	15:07'01.071
5	24.286	24.815	24.198	39.132	1'52.431CP	307,7	15:08'53.502
6	10'05.808	25.745	24.422	32.280	11'28.255P		15:20'21.757
7	20.537	24.099	27.466	32.568	1'44.670	302,5	15:22'06.427
8	27.743	24.963	23.731	36.370	1'52.807	303,4	15:23'59.234
9	20.121	23.853	23.387	31.733	1'39.094C	308,6	15:25'38.328
10	22.841	23.963	24.240	38.497	1'49.541P	307,7	15:27'27.869

23° 95 T. MACKENZIE [1'41.157]							
Lap	Seg1	Seg2	Seg3	Seg4	Lap Time	km/h	Local Time
1		44.334	31.189	53.366			
2	5'51.848	26.254	28.931	33.306	7'20.339P		15:10'10.990
3	20.974	25.166	25.014	32.914	1'44.068	298,3	15:11'55.058
4	25.473	25.901	24.455	32.750	1'48.579	296,7	15:13'43.637
5	20.794	24.875	24.166	32.438	1'42.273	299,2	15:15'25.910
6	24.275	25.448	24.321	32.378	1'46.422	300,0	15:17'12.332
7	20.623	24.688	23.955	32.416	1'41.682	297,5	15:18'54.014
8	20.516	24.598	23.862	32.181	1'41.157	299,2	15:20'35.171
9	23.875	27.029	24.552	42.768	1'58.224P	299,2	15:22'33.395

20° 60 M. VAN DER MARK [1'39.675]							
Lap	Seg1	Seg2	Seg3	Seg4	Lap Time	km/h	Local Time
1		25.966	25.450	33.026			
2	21.109	24.632	24.106	32.062	1'41.909	288,0	15:03'55.458
3	20.611	24.883	24.291	32.215	1'42.000	305,9	15:05'37.458
4	20.340	24.392	23.770	31.778	1'40.280	303,4	15:07'17.738
5	20.081	24.262	27.427	32.111	1'43.881	311,2	15:09'01.619
6	20.493	25.389	23.768	31.981	1'41.631	312,1	15:10'43.250
7	1'14.145	34.060			3'04.303P	304,2	15:13'47.553
8	12'21.528	26.788	23.523	31.520	13'43.359P		15:27'30.912
9	20.330	24.235	23.453	31.657	1'39.675	310,3	15:29'10.587
10	20.663	27.520	24.940	42.630	1'55.753P	304,2	15:31'06.340

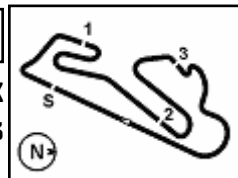
24° 91 L. BERNARDI [1'42.754]							
Lap	Seg1	Seg2	Seg3	Seg4	Lap Time	km/h	Local Time
1		26.506	26.043	33.566			
2	21.404	25.124	24.753	33.178	1'44.459	298,3	15:07'17.532
3	21.213	24.821	26.595	32.818	1'45.447	300,0	15:09'02.979
4	20.996	24.982	24.393	33.206	1'43.577	302,5	15:10'46.556
5	23.131	25.336	24.250	32.677	1'45.394C	298,3	15:12'31.950
6	21.336	24.793	24.304	33.032	1'43.465	295,9	15:14'15.415
7	21.152	24.986	24.513	32.954	1'43.605	296,7	15:15'59.020
8	21.125	24.760	24.426	32.893	1'43.204	296,7	15:17'42.224
9	20.705	24.701	24.297	33.051	1'42.754	300,0	15:19'24.978
10	21.915	25.593	24.828	41.558	1'53.894P	276,9	15:21'18.872
11	6'54.738	25.140	25.280	33.185	8'18.343P		15:29'37.215
12	25.714	34.141	35.801	54.629	2'30.285P	295,1	15:32'07.500
13	13'07.286	39.044	37.680	46.569	15'10.579P		15:47'18.079

21° 5 P. OETTL [1'39.877]							
Lap	Seg1	Seg2	Seg3	Seg4	Lap Time	km/h	Local Time
1		25.368	24.831	33.477			
2	20.969	24.731	24.203	32.801	1'42.704	291,9	15:03'41.542
3	20.970	24.328	23.888	32.199	1'41.385	268,0	15:05'22.927
4	20.302	24.269	23.654	32.215	1'40.440C	301,7	15:07'03.367
5	20.146	24.147	23.551	32.149	1'39.993	301,7	15:08'43.360
6	21.700	24.743	24.121	32.277	1'42.841	300,8	15:10'26.201
7	20.139	24.065	23.698	32.318	1'40.220	296,7	15:12'06.421
8	21.612	28.413	27.608	32.557	1'50.190	297,5	15:13'56.611
9	20.224	24.139	23.689	32.256	1'40.308	296,7	15:15'36.919
10	21.811	24.340	24.139	32.315	1'42.605	298,3	15:17'19.524

11/10/2024 P = Pits In/Out - C = Lap Time Cancelled

These data/results cannot be reproduced, stored and/or transmitted in whole or in part by any manner of electronic, mechanical, photocopying, recording, broadcasting or otherwise now known or herein after developed without the previous express consent by the copyright owner, except for reproduction in daily press and regular printed publications on sale to the public within 60 days of the event related to those data/results and always provided that copyright symbol appears together as follows below.

© DORNA WSBK ORGANIZATION Srl 2024



Estoril Round, 11-13 October 2024

Best Laps & Speeds

No.	Rider Bike	Nat	Best Lap		FP1		FP2												
			LL	SPD	LL	SPD	LL	SPD											
1	54 T. RAZGATLIOGLU BMW M 1000 RR	TUR	1'37.355 14 310,3		1'52.344 6 302,5		1'37.355 8 310,3												
2	9 D. PETRUCCI Ducati Panigale V4R	ITA	1'38.065 26 312,1		1'52.650 14 303,4		1'38.065 12 312,1												
3	22 A. LOWES Kawasaki ZX-10RR	GBR	1'38.074 18 306,8		1'52.778 8 295,9		1'38.074 10 306,8												
4	1 A. BAUTISTA Ducati Panigale V4R	ESP	1'38.247 27 314,0		1'53.247 16 298,3		1'38.247 11 314,0												
5	7 I. LECUONA Honda CBR1000 RR-R	ESP	1'38.249 29 308,6		1'54.326 16 298,3		1'38.249 13 308,6												
6	11 N. BULEGA Ducati Panigale V4R	ITA	1'38.395 18 311,2		1'53.291 6 300,0		1'38.395 12 311,2												
7	47 A. BASSANI Kawasaki ZX-10RR	ITA	1'38.437 22 309,5		1'54.113 10 289,5		1'38.437 12 309,5												
8	31 G. GERLOFF BMW M 1000 RR	USA	1'38.438 31 314,9		1'54.264 18 300,0		1'38.438 13 314,9												
9	97 X. VIERGE Honda CBR1000 RR-R	ESP	1'38.446 27 315,8		1'54.015 18 303,4		1'38.446 9 315,8												
10	65 J. REA Yamaha YZF R1	GBR	1'38.572 23 307,7		1'53.229 11 296,7		1'38.572 12 307,7												
11	21 M. RINALDI Ducati Panigale V4R	ITA	1'38.595 30 309,5		1'53.700 19 298,3		1'38.595 11 309,5												
12	55 A. LOCATELLI Yamaha YZF R1	ITA	1'38.702 23 302,5		1'53.692 15 297,5		1'38.702 8 302,5												
13	87 R. GARDNER Yamaha YZF R1	AUS	1'38.841 27 308,6		1'54.595 16 285,7		1'38.841 11 308,6												
14	29 A. IANNONE Ducati Panigale V4R	ITA	1'39.121 25 311,2		1'56.343 15 295,1		1'39.121 10 311,2												
15	53 T. RABAT Kawasaki ZX-10RR	ESP	1'39.363 34 311,2		1'56.854 21 291,1		1'39.363 13 311,2												
16	14 S. LOWES Ducati Panigale V4R	GBR	1'39.396 25 304,2		1'54.972 14 279,8		1'39.396 11 304,2												
17	75 I. LOPES Honda CBR1000 RR-R	POR	1'39.428 25 302,5		1'55.671 14 294,3		1'39.428 11 302,5												
18	28 B. RAY Yamaha YZF R1	GBR	1'39.463 27 307,7		1'54.554 16 291,1		1'39.463 11 307,7												
19	45 S. REDDING BMW M 1000 RR	GBR	1'39.529 25 308,6		1'54.300 16 296,7		1'39.529 9 308,6												
20	60 M. VAN DER MARK BMW M 1000 RR	NED	1'39.675 14 312,1		1'55.496 5 272,0		1'39.675 9 312,1												
21	5 P. OETTL Yamaha YZF R1	GER	1'39.877 27 301,7		1'56.982 14 290,3		1'39.877 13 301,7												
22	77 D. AEGERTER Yamaha YZF R1	SUI	1'40.885 27 306,8		1'57.255 16 293,5		1'40.885 11 306,8												
23	95 T. MACKENZIE Honda CBR1000 RR-R	GBR	1'41.157 21 300,0		1'52.994 13 296,7		1'41.157 8 300,0												
24	91 L. BERNARDI Yamaha YZF R1	SMR	1'42.754 30 302,5		1'58.425 18 284,2		1'42.754 12 302,5												

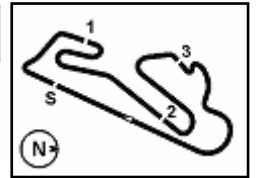
11/10/2024

These data/results cannot be reproduced, stored and/or transmitted in whole or in part by any manner of electronic, mechanical, photocopying, recording, broadcasting or otherwise now known or herein after developed without the previous express consent by the copyright owner, except for reproduction in daily press and regular printed publications on sale to the public within 60 days of the event related to those data/results and always provided that copyright symbol appears together as follows below.

© DORNA WSBK ORGANIZATION Srl 2024

FICR PERUGIA TIMING

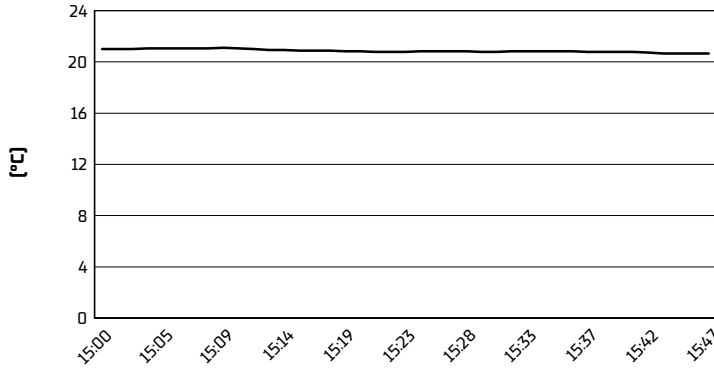




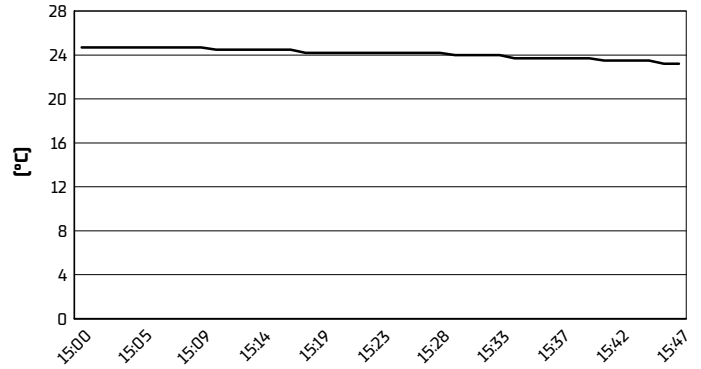
Circuito Estoril 4.182 m

Estoril Round, 11-13 October 2024
Weather Report Free Practice 2nd Session
Session started 15:00 - Session ended 15:47

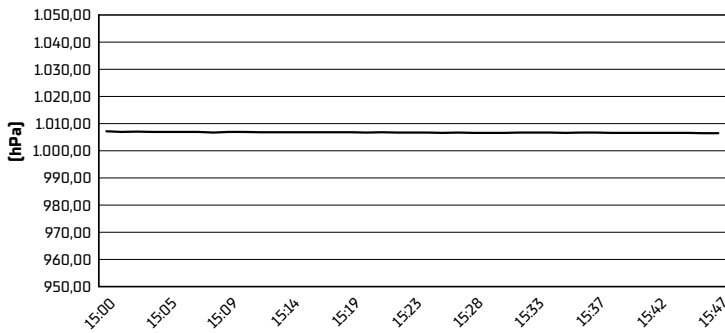
Air Temperature



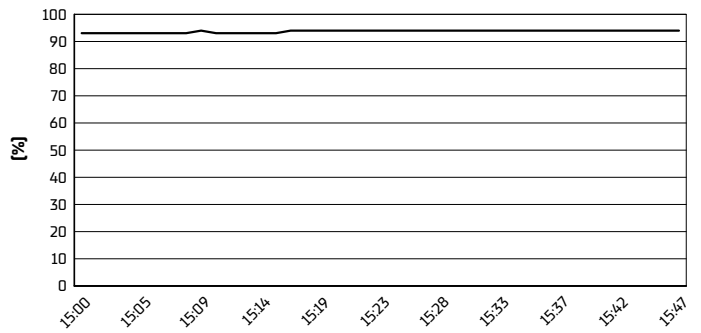
Track Temperature



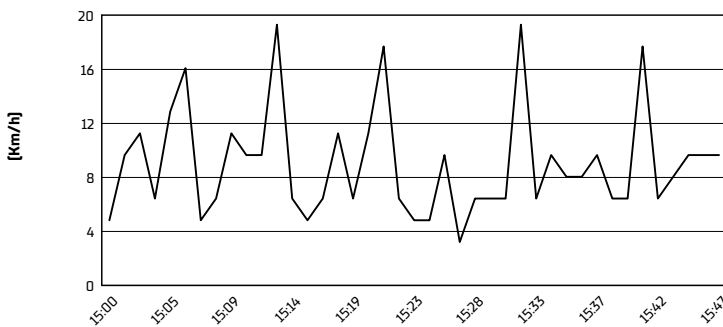
Air Pressure



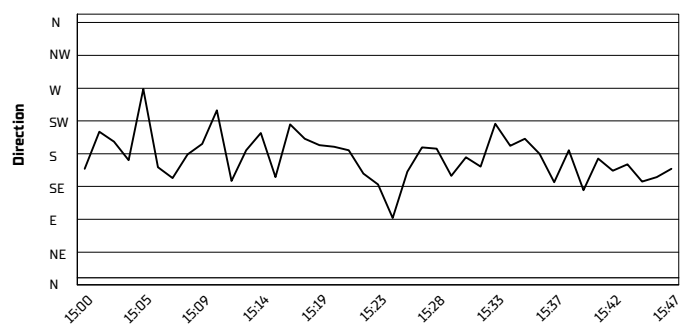
Humidity



Wind Speed



Wind Direction



11/10/2024

These data/results cannot be reproduced, stored and/or transmitted in whole or in part by any manner of electronic, mechanical, photocopying, recording, broadcasting or otherwise now known or herein after developed without the previous express consent by the copyright owner, except for reproduction in daily press and regular printed publications on sale to the public within 60 days of the event related to those data/results and always provided that copyright symbol appears together as follows below.

© DORNA WSBK ORGANIZATION Srl 2024