

## Estoril Round, 11-13 October 2024

### Results Free Practice 3rd Session

No.	Rider	Nat	Team	Bike	Class	Time	Gap	Rel.	Laps	Speed	
										Avg	Max
1	<b>65 J. REA</b>	GBR	Pata Prometeon Yamaha	Yamaha YZF R1		<b>1'53.126</b>			8	133,083	<b>297,5</b>
2	<b>9 D. PETRUCCI</b>	ITA	Barni Spark Racing Team	Ducati Panigale V4R	IND	<b>1'53.358</b>	0.232	0.232	8	132,811	<b>303,4</b>
3	<b>54 T. RAZGATLIOGLU</b>	TUR	ROKIT BMW Motorrad WorldSBK Team	BMW M1000 RR		<b>1'53.368</b>	0.242	0.010	7	132,799	<b>296,7</b>
4	<b>60 M. VAN DER MARK</b>	NED	ROKIT BMW Motorrad WorldSBK Team	BMW M1000 RR		<b>1'54.386</b>	1.260	1.018	10	131,618	<b>300,0</b>
5	<b>1 A. BAUTISTA</b>	ESP	Aruba.it Racing - Ducati	Ducati Panigale V4R		<b>1'54.410</b>	1.284	0.024	10	131,590	<b>295,1</b>
6	<b>55 A. LOCATELLI</b>	ITA	Pata Prometeon Yamaha	Yamaha YZF R1		<b>1'54.454</b>	1.328	0.044	6	131,539	<b>300,8</b>
7	<b>97 X. VIERGE</b>	ESP	Team HRC	Honda CBR1000 RR-R		<b>1'54.832</b>	1.706	0.378	8	131,106	<b>300,0</b>
8	<b>21 M. RINALDI</b>	ITA	Team Motocorsa Racing	Ducati Panigale V4R	IND	<b>1'55.425</b>	2.299	0.593	5	130,433	<b>296,7</b>
9	<b>11 N. BULEGA</b>	ITA	Aruba.it Racing - Ducati	Ducati Panigale V4R		<b>1'55.553</b>	2.427	0.128	6	130,288	<b>298,3</b>
10	<b>87 R. GARDNER</b>	AUS	GYTR GRT Yamaha WorldSBK Team	Yamaha YZF R1		<b>1'55.960</b>	2.834	0.407	6	129,831	<b>294,3</b>
11	<b>95 T. MACKENZIE</b>	GBR	PETRONAS MIE Racing Honda	Honda CBR1000 RR-R	IND	<b>1'55.966</b>	2.840	0.006	4	129,824	<b>295,9</b>
12	<b>53 T. RABAT</b>	ESP	Kawasaki Puccetti Racing	Kawasaki ZX-10RR	IND	<b>1'56.236</b>	3.110	0.270	9	129,523	<b>299,2</b>
13	<b>22 A. LOWES</b>	GBR	Kawasaki Racing Team WorldSBK	Kawasaki ZX-10RR		<b>1'56.279</b>	3.153	0.043	1	129,475	<b>295,9</b>
14	<b>14 S. LOWES</b>	GBR	ELF Marc VDS Racing Team	Ducati Panigale V4R	IND	<b>1'56.506</b>	3.380	0.227	6	129,223	<b>280,5</b>
15	<b>75 I. LOPES</b>	POR	PETRONAS MIE Racing Honda	Honda CBR1000 RR-R	IND	<b>1'57.728</b>	4.602	1.222	9	127,881	<b>297,5</b>
16	<b>29 A. IANNONE</b>	ITA	Team GoEleven	Ducati Panigale V4R	IND	<b>1'57.948</b>	4.822	0.220	4	127,643	<b>290,3</b>
<b>----- Out 105% in this Session -----</b>											
17	<b>91 L. BERNARDI</b>	SMR	Yamaha Motoxracing WorldSBK Team	Yamaha YZF R1	IND	<b>1'59.248</b>	6.122	1.300	9	126,251	<b>275,5</b>
18	<b>28 B. RAY</b>	GBR	Yamaha Motoxracing WorldSBK Team	Yamaha YZF R1	IND	<b>1'59.412</b>	6.286	0.164	3	126,078	<b>288,8</b>
19	<b>77 D. AEGERTER</b>	SUI	GYTR GRT Yamaha WorldSBK Team	Yamaha YZF R1		<b>2'00.885</b>	7.759	1.473	2	124,542	<b>291,1</b>
20	<b>45 S. REDDING</b>	GBR	Bonovo Action BMW	BMW M1000 RR					1		<b>268,0</b>
21	<b>7 I. LECUONA</b>	ESP	Team HRC	Honda CBR1000 RR-R					0		
22	<b>5 P. OETTL</b>	GER	GMT94 Yamaha	Yamaha YZF R1	IND				0		
23	<b>31 G. GERLOFF</b>	USA	Bonovo Action BMW	BMW M1000 RR					0		
24	<b>47 A. BASSANI</b>	ITA	Kawasaki Racing Team WorldSBK	Kawasaki ZX-10RR					0		

Qualifying Lap Time (105% of 1'53.126): **1'58.783**

AIR	Humidity:	95%	Temp:	19°C
TRACK	Condition:	Wet	Temp:	20°C

Records	Pole	(SP)	2022	J.Rea	1'35.346	157,900	Km/h
	Race	(RC1)	2022	J.Rea	1'36.204	156,490	Km/h
	All Times	(SP)	2022	J.Rea	1'35.346	157,900	Km/h

Start                      End                      The results are provisional until the end of the time limit for protests and appeals  
 12/10/2024              09:00                      09:22                      and the completion of the technical checks.

These data/results cannot be reproduced, stored and/or transmitted in whole or in part by any manner of electronic, mechanical, photocopying, recording, broadcasting or otherwise now known or herein after developed without the previous express consent by the copyright owner, except for reproduction in daily press and regular printed publications on sale to the public within 60 days of the event related to those data/results and always provided that copyright symbol appears together as follows below.

© DORNA WSBK ORGANIZATION Srl 2024

## Estoril Round, 11-13 October 2024

### Results Free Practice 3rd Session

#### Session Highlights

Local Time	No. Rider	Description
08.43.05		WET PRACTICE - LIGHTS ON
09.00.00		Start of Session
09.00.02		WorldSBK Pit Intervention Time: 1min 6secs
09.08.52	<b>54</b> T. <b>RAZGATLIOGLU</b>	#54 Transponder NDT Working
09.10.07	<b>87</b> R. <b>GARDNER</b>	#87 On the Gravel - Rejoined - Turn 1
09.11.51	<b>9</b> D. <b>PETRUCCI</b>	#9 Lap Time Cancelled [1'56.128] - Yellow Flag - Turn 1
09.22.23		End of Session

#### Fastest Laps Sequence

No.	Rider	Nat	Team	Bike	Local Time	Time	Gap	Avg
<b>1</b>	A. <b>BAUTISTA</b>	ESP	Aruba.it Racing - Ducati	Ducati Panigale V4R	09:04'19.484	<b>1'56.738</b>		128,966
<b>60</b>	M. <b>VAN DER MARK</b>	NED	ROKIT BMW Motorrad WorldSBK Team	BMW M1000 RR	09:04'22.272	<b>1'56.340</b>	-0.398	129,407
<b>9</b>	D. <b>PETRUCCI</b>	ITA	Barni Spark Racing Team	Ducati Panigale V4R	09:05'58.995	<b>1'55.724</b>	-0.616	130,096
<b>65</b>	J. <b>REA</b>	GBR	Pata Prometeon Yamaha	Yamaha YZF R1	09:06'15.405	<b>1'54.910</b>	-0.814	131,017
<b>9</b>	D. <b>PETRUCCI</b>	ITA	Barni Spark Racing Team	Ducati Panigale V4R	09:07'52.664	<b>1'53.669</b>	-1.241	132,448
<b>9</b>	D. <b>PETRUCCI</b>	ITA	Barni Spark Racing Team	Ducati Panigale V4R	09:09'46.300	<b>1'53.636</b>	-0.033	132,486
<b>65</b>	J. <b>REA</b>	GBR	Pata Prometeon Yamaha	Yamaha YZF R1	09:10'05.207	<b>1'53.360</b>	-0.276	132,809
<b>9</b>	D. <b>PETRUCCI</b>	ITA	Barni Spark Racing Team	Ducati Panigale V4R	09:13'35.786	<b>1'53.358</b>	-0.002	132,811
<b>65</b>	J. <b>REA</b>	GBR	Pata Prometeon Yamaha	Yamaha YZF R1	09:13'58.173	<b>1'53.126</b>	-0.232	133,083

Start 12/10/2024 09:00 End 09:22 The results are provisional until the end of the time limit for protests and appeals and the completion of the technical checks.

These data/results cannot be reproduced, stored and/or transmitted in whole or in part by any manner of electronic, mechanical, photocopying, recording, broadcasting or otherwise now known or herein after developed without the previous express consent by the copyright owner, except for reproduction in daily press and regular printed publications on sale to the public within 60 days of the event related to those data/results and always provided that copyright symbol appears together as follows below.

© DORNA WSBK ORGANIZATION Srl 2024

## Estoril Round, 11-13 October 2024

### Free Practices Combined Results

No.	Rider	Nat	Team	Bike	Class	FP1	FP2	FP3	Time	Gap	Rel.	Avg	LL
1	<b>54 T. RAZGATLIOGLU</b>	TUR	ROKIT BMW Motorrad WorldSBK Team	BMW M 1000 RR		1'52.344	<b>1'37.355</b>	1'53.368	<b>1'37.355</b>			154,642	21
2	<b>9 D. PETRUCCI</b>	ITA	Barni Spark Racing Team	Ducati Panigale V4R	IND	1'52.650	<b>1'38.065</b>	1'53.358	<b>1'38.065</b>	0.710	0.710	153,523	34
3	<b>22 A. LOWES</b>	GBR	Kawasaki Racing Team WorldSBK	Kawasaki ZX-10RR		1'52.778	<b>1'38.074</b>	1'56.279	<b>1'38.074</b>	0.719	0.009	153,509	19
4	<b>1 A. BAUTISTA</b>	ESP	Aruba.it Racing - Ducati	Ducati Panigale V4R		1'53.247	<b>1'38.247</b>	1'54.410	<b>1'38.247</b>	0.892	0.173	153,238	37
5	<b>7 I. LECUONA</b>	ESP	Team HRC	Honda CBR1000 RR-R		1'54.326	<b>1'38.249</b>		<b>1'38.249</b>	0.894	0.002	153,235	29
6	<b>11 N. BULEGA</b>	ITA	Aruba.it Racing - Ducati	Ducati Panigale V4R		1'53.291	<b>1'38.395</b>	1'55.553	<b>1'38.395</b>	1.040	0.146	153,008	24
7	<b>47 A. BASSANI</b>	ITA	Kawasaki Racing Team WorldSBK	Kawasaki ZX-10RR		1'54.113	<b>1'38.437</b>		<b>1'38.437</b>	1.082	0.042	152,942	22
8	<b>31 G. GERLOFF</b>	USA	Bonovo Action BMW	BMW M 1000 RR		1'54.264	<b>1'38.438</b>		<b>1'38.438</b>	1.083	0.001	152,941	31
9	<b>97 X. VIERGE</b>	ESP	Team HRC	Honda CBR1000 RR-R		1'54.015	<b>1'38.446</b>	1'54.832	<b>1'38.446</b>	1.091	0.008	152,929	35
10	<b>65 J. REA</b>	GBR	Pata Prometeon Yamaha	Yamaha YZF R1		1'53.229	<b>1'38.572</b>	1'53.126	<b>1'38.572</b>	1.217	0.126	152,733	31
11	<b>21 M. RINALDI</b>	ITA	Team Motocorsa Racing	Ducati Panigale V4R	IND	1'53.700	<b>1'38.595</b>	1'55.425	<b>1'38.595</b>	1.240	0.023	152,697	35
12	<b>55 A. LOCATELLI</b>	ITA	Pata Prometeon Yamaha	Yamaha YZF R1		1'53.692	<b>1'38.702</b>	1'54.454	<b>1'38.702</b>	1.347	0.107	152,532	29
13	<b>87 R. GARDNER</b>	AUS	GYTR GRT Yamaha WorldSBK Team	Yamaha YZF R1		1'54.595	<b>1'38.841</b>	1'55.960	<b>1'38.841</b>	1.486	0.139	152,317	33
14	<b>29 A. IANNONE</b>	ITA	Team GoEleven	Ducati Panigale V4R	IND	1'56.343	<b>1'39.121</b>	1'57.948	<b>1'39.121</b>	1.766	0.280	151,887	29
15	<b>53 T. RABAT</b>	ESP	Kawasaki Puccetti Racing	Kawasaki ZX-10RR	IND	1'56.854	<b>1'39.363</b>	1'56.236	<b>1'39.363</b>	2.008	0.242	151,517	43
16	<b>14 S. LOWES</b>	GBR	ELF Marc VDS Racing Team	Ducati Panigale V4R	IND	1'54.972	<b>1'39.396</b>	1'56.506	<b>1'39.396</b>	2.041	0.033	151,467	31
17	<b>75 I. LOPES</b>	POR	PETRONAS MIE Racing Honda	Honda CBR1000 RR-R	IND	1'55.671	<b>1'39.428</b>	1'57.728	<b>1'39.428</b>	2.073	0.032	151,418	34
18	<b>28 B. RAY</b>	GBR	Yamaha Motoxrcing WorldSBK Team	Yamaha YZF R1	IND	1'54.554	<b>1'39.463</b>	1'59.412	<b>1'39.463</b>	2.108	0.035	151,365	30
19	<b>45 S. REDDING</b>	GBR	Bonovo Action BMW	BMW M 1000 RR		1'54.300	<b>1'39.529</b>		<b>1'39.529</b>	2.174	0.066	151,264	26
20	<b>60 M. VAN DER MARK</b>	NED	ROKIT BMW Motorrad WorldSBK Team	BMW M 1000 RR		1'55.496	<b>1'39.675</b>	1'54.386	<b>1'39.675</b>	2.320	0.146	151,043	24
21	<b>5 P. OETTL</b>	GER	GMT94 Yamaha	Yamaha YZF R1	IND	1'56.982	<b>1'39.877</b>		<b>1'39.877</b>	2.522	0.202	150,737	27
22	<b>77 D. AEGERTER</b>	SUI	GYTR GRT Yamaha WorldSBK Team	Yamaha YZF R1		1'57.255	<b>1'40.885</b>	2'00.885	<b>1'40.885</b>	3.530	1.008	149,231	29
23	<b>95 T. MACKENZIE</b>	GBR	PETRONAS MIE Racing Honda	Honda CBR1000 RR-R	IND	1'52.994	<b>1'41.157</b>	1'55.966	<b>1'41.157</b>	3.802	0.272	148,830	25
24	<b>91 L. BERNARDI</b>	SMR	Yamaha Motoxrcing WorldSBK Team	Yamaha YZF R1	IND	1'58.425	<b>1'42.754</b>	1'59.248	<b>1'42.754</b>	5.399	1.597	146,517	39

12/10/2024

These data/results cannot be reproduced, stored and/or transmitted in whole or in part by any manner of electronic, mechanical, photocopying, recording, broadcasting or otherwise now known or herein after developed without the previous express consent by the copyright owner, except for reproduction in daily press and regular printed publications on sale to the public within 60 days of the event related to those data/results and always provided that copyright symbol appears together as follows below.

© DORNA WSBK ORGANIZATION Srl 2024

## Estoril Round, 11-13 October 2024

### Best Sectors & Speed Free Practice 3rd Session

BEST LAP		
1	<b>65</b> J. REA	Yamaha YZF R1 1'53.126
2	<b>9</b> D. PETRUCCI	Ducati Panigale V4R 1'53.358
3	<b>54</b> T. RAZGATLIOGLU	BMW M 1000 RR 1'53.368
4	<b>60</b> M. VAN DER MARK	BMW M 1000 RR 1'54.386
5	<b>1</b> A. BAUTISTA	Ducati Panigale V4R 1'54.410
6	<b>55</b> A. LOCATELLI	Yamaha YZF R1 1'54.454
7	<b>97</b> X. VIERGE	Honda CBR1000 RR-R 1'54.832
8	<b>21</b> M. RINALDI	Ducati Panigale V4R 1'55.425
9	<b>11</b> N. BULEGA	Ducati Panigale V4R 1'55.553
10	<b>87</b> R. GARDNER	Yamaha YZF R1 1'55.960
11	<b>95</b> T. MACKENZIE	Honda CBR1000 RR-R 1'55.966
12	<b>53</b> T. RABAT	Kawasaki ZX-10RR 1'56.236
13	<b>22</b> A. LOWES	Kawasaki ZX-10RR 1'56.279
14	<b>14</b> S. LOWES	Ducati Panigale V4R 1'56.506
15	<b>75</b> I. LOPES	Honda CBR1000 RR-R 1'57.728
16	<b>29</b> A. IANNONE	Ducati Panigale V4R 1'57.948
17	<b>91</b> L. BERNARDI	Yamaha YZF R1 1'59.248
18	<b>28</b> B. RAY	Yamaha YZF R1 1'59.412
19	<b>77</b> D. AEGERTER	Yamaha YZF R1 2'00.885
20	<b>5</b> P. OETTL	Yamaha YZF R1
21	<b>7</b> I. LECUONA	Honda CBR1000 RR-R
22	<b>31</b> G. GERLOFF	BMW M 1000 RR
23	<b>45</b> S. REDDING	BMW M 1000 RR
24	<b>47</b> A. BASSANI	Kawasaki ZX-10RR

SPEED		
1	<b>9</b> D. PETRUCCI	Ducati Panigale V4R 303,4
2	<b>55</b> A. LOCATELLI	Yamaha YZF R1 300,8
3	<b>97</b> X. VIERGE	Honda CBR1000 RR-R 300,0
4	<b>60</b> M. VAN DER MARK	BMW M 1000 RR 300,0
5	<b>53</b> T. RABAT	Kawasaki ZX-10RR 299,2
6	<b>11</b> N. BULEGA	Ducati Panigale V4R 298,3
7	<b>75</b> I. LOPES	Honda CBR1000 RR-R 297,5
8	<b>65</b> J. REA	Yamaha YZF R1 297,5
9	<b>21</b> M. RINALDI	Ducati Panigale V4R 296,7
10	<b>54</b> T. RAZGATLIOGLU	BMW M 1000 RR 296,7
11	<b>22</b> A. LOWES	Kawasaki ZX-10RR 295,9
12	<b>95</b> T. MACKENZIE	Honda CBR1000 RR-R 295,9
13	<b>1</b> A. BAUTISTA	Ducati Panigale V4R 295,1
14	<b>87</b> R. GARDNER	Yamaha YZF R1 294,3
15	<b>77</b> D. AEGERTER	Yamaha YZF R1 291,1
16	<b>29</b> A. IANNONE	Ducati Panigale V4R 290,3
17	<b>28</b> B. RAY	Yamaha YZF R1 288,8
18	<b>14</b> S. LOWES	Ducati Panigale V4R 280,5
19	<b>91</b> L. BERNARDI	Yamaha YZF R1 275,5
20	<b>45</b> S. REDDING	BMW M 1000 RR 268,0

SEG. 1	
1	<b>9</b> D. PETRUCCI 22.866
2	<b>65</b> J. REA 22.947
3	<b>54</b> T. RAZGATLIOGLU 23.012
4	<b>55</b> A. LOCATELLI 23.028
5	<b>11</b> N. BULEGA 23.084
6	<b>1</b> A. BAUTISTA 23.105
7	<b>97</b> X. VIERGE 23.143
8	<b>95</b> T. MACKENZIE 23.203
9	<b>60</b> M. VAN DER MARK 23.275
10	<b>21</b> M. RINALDI 23.375
11	<b>87</b> R. GARDNER 23.423
12	<b>22</b> A. LOWES 23.497
13	<b>53</b> T. RABAT 23.530
14	<b>75</b> I. LOPES 23.595
15	<b>14</b> S. LOWES 23.785
16	<b>29</b> A. IANNONE 23.954
17	<b>28</b> B. RAY 24.083
18	<b>77</b> D. AEGERTER 24.308
19	<b>91</b> L. BERNARDI 24.315
20	<b>45</b> S. REDDING 24.975

SEG. 2	
1	<b>65</b> J. REA 27.214
2	<b>54</b> T. RAZGATLIOGLU 27.320
3	<b>9</b> D. PETRUCCI 27.447
4	<b>60</b> M. VAN DER MARK 27.535
5	<b>55</b> A. LOCATELLI 27.537
6	<b>1</b> A. BAUTISTA 27.604
7	<b>97</b> X. VIERGE 27.673
8	<b>21</b> M. RINALDI 27.821
9	<b>14</b> S. LOWES 27.980
10	<b>22</b> A. LOWES 28.001
11	<b>11</b> N. BULEGA 28.165
12	<b>95</b> T. MACKENZIE 28.238
13	<b>87</b> R. GARDNER 28.276
14	<b>53</b> T. RABAT 28.290
15	<b>29</b> A. IANNONE 28.331
16	<b>75</b> I. LOPES 28.660
17	<b>91</b> L. BERNARDI 28.950
18	<b>28</b> B. RAY 29.002
19	<b>77</b> D. AEGERTER 29.409
20	<b>45</b> S. REDDING 29.620
21	<b>7</b> I. LECUONA 33.210

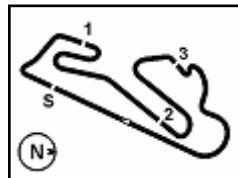
SEG. 3	
1	<b>9</b> D. PETRUCCI 26.936
2	<b>54</b> T. RAZGATLIOGLU 27.056
3	<b>65</b> J. REA 27.128
4	<b>60</b> M. VAN DER MARK 27.213
5	<b>1</b> A. BAUTISTA 27.309
6	<b>55</b> A. LOCATELLI 27.366
7	<b>97</b> X. VIERGE 27.441
8	<b>11</b> N. BULEGA 27.562
9	<b>87</b> R. GARDNER 27.812
10	<b>53</b> T. RABAT 27.838
11	<b>21</b> M. RINALDI 27.891
12	<b>22</b> A. LOWES 27.947
13	<b>95</b> T. MACKENZIE 28.081
14	<b>29</b> A. IANNONE 28.104
15	<b>14</b> S. LOWES 28.155
16	<b>91</b> L. BERNARDI 28.321
17	<b>75</b> I. LOPES 28.407
18	<b>77</b> D. AEGERTER 28.773
19	<b>28</b> B. RAY 28.806
20	<b>45</b> S. REDDING 29.380
21	<b>7</b> I. LECUONA 31.657

SEG. 4	
1	<b>54</b> T. RAZGATLIOGLU 35.634
2	<b>65</b> J. REA 35.741
3	<b>9</b> D. PETRUCCI 36.058
4	<b>60</b> M. VAN DER MARK 36.076
5	<b>55</b> A. LOCATELLI 36.095
6	<b>21</b> M. RINALDI 36.096
7	<b>1</b> A. BAUTISTA 36.191
8	<b>11</b> N. BULEGA 36.242
9	<b>14</b> S. LOWES 36.305
10	<b>87</b> R. GARDNER 36.305
11	<b>95</b> T. MACKENZIE 36.398
12	<b>97</b> X. VIERGE 36.442
13	<b>53</b> T. RABAT 36.578
14	<b>75</b> I. LOPES 36.799
15	<b>22</b> A. LOWES 36.834
16	<b>29</b> A. IANNONE 37.314
17	<b>28</b> B. RAY 37.521
18	<b>91</b> L. BERNARDI 37.620
19	<b>77</b> D. AEGERTER 38.395
20	<b>45</b> S. REDDING 39.064
21	<b>7</b> I. LECUONA 43.516

12/10/2024

These data/results cannot be reproduced, stored and/or transmitted in whole or in part by any manner of electronic, mechanical, photocopying, recording, broadcasting or otherwise now known or herein after developed without the previous express consent by the copyright owner, except for reproduction in daily press and regular printed publications on sale to the public within 60 days of the event related to those data/results and always provided that copyright symbol appears together as follows below.

© DORNA WSBK ORGANIZATION Srl 2024



Circuito Estoril 4.182 m

**Estoril Round, 11-13 October 2024**  
**Ideal Times Free Practice 3rd Session**

No. Rider	Nat	Bike	Seg. 1 Diff. 1	Seg. 2 Diff. 2	Seg. 3 Diff. 3	Seg. 4 Diff. 4	Ideal Time Best Lap	Pos.	Diff.
1 <b>54 T. RAZGATLIOGLU</b>	TUR	BMW M 1000 RR	23.012	27.320 +23.329	27.056	<b>35.634</b> +0.029	<b>1'53.022</b> 1'53.368	3	0.346
2 <b>65 J. REA</b>	GBR	Yamaha YZF R1	22.947 +0.037	<b>27.214</b>	27.128	35.741 +0.059	<b>1'53.030</b> 1'53.126	1	0.096
3 <b>9 D. PETRUCCI</b>	ITA	Ducati Panigale V4R	<b>22.866</b> +0.014	27.447 +0.013	<b>26.936</b>	36.058 +0.024	<b>1'53.307</b> 1'53.358	2	0.051
4 <b>55 A. LOCATELLI</b>	ITA	Yamaha YZF R1	23.028 +0.297	27.537 +0.112	27.366	36.095 +0.019	<b>1'54.026</b> 1'54.454	6	0.428
5 <b>60 M. VAN DER MARK</b>	NED	BMW M 1000 RR	23.275 +0.143	27.535 +0.024	27.213	36.076 +0.120	<b>1'54.099</b> 1'54.386	4	0.287
6 <b>1 A. BAUTISTA</b>	ESP	Ducati Panigale V4R	23.105 +0.013	27.604	27.309 +0.052	36.191 +0.136	<b>1'54.209</b> 1'54.410	5	0.201
7 <b>97 X. VIERGE</b>	ESP	Honda CBR1000 RR-R	23.143 +0.063	27.673 +0.066	27.441	36.442 +0.004	<b>1'54.699</b> 1'54.832	7	0.133
8 <b>11 N. BULEGA</b>	ITA	Ducati Panigale V4R	23.084 +0.436	28.165	27.562	36.242 +0.064	<b>1'55.053</b> 1'55.553	9	0.500
9 <b>21 M. RINALDI</b>	ITA	Ducati Panigale V4R	23.375	27.821 +0.132	27.891 +0.070	36.096 +0.040	<b>1'55.183</b> 1'55.425	8	0.242
10 <b>87 R. GARDNER</b>	AUS	Yamaha YZF R1	23.423	28.276 +0.144	27.812	36.305	<b>1'55.816</b> 1'55.960	10	0.144
11 <b>95 T. MACKENZIE</b>	GBR	Honda CBR1000 RR-R	23.203	28.238 +0.046	28.081	36.398	<b>1'55.920</b> 1'55.966	11	0.046
12 <b>14 S. LOWES</b>	GBR	Ducati Panigale V4R	23.785 +0.118	27.980 +0.163	28.155	36.305	<b>1'56.225</b> 1'56.506	14	0.281
13 <b>53 T. RABAT</b>	ESP	Kawasaki ZX-10RR	23.530	28.290	27.838	36.578	<b>1'56.236</b> 1'56.236	12	
14 <b>22 A. LOWES</b>	GBR	Kawasaki ZX-10RR	23.497	28.001	27.947	36.834	<b>1'56.279</b> 1'56.279	13	
15 <b>75 I. LOPES</b>	POR	Honda CBR1000 RR-R	23.595	28.660	28.407 +0.073	36.799 +0.194	<b>1'57.461</b> 1'57.728	15	0.267
16 <b>29 A. IANNONE</b>	ITA	Ducati Panigale V4R	23.954	28.331	28.104	37.314 +0.245	<b>1'57.703</b> 1'57.948	16	0.245
17 <b>91 L. BERNARDI</b>	SMR	Yamaha YZF R1	24.315	28.950 +0.013	28.321 +0.029	37.620	<b>1'59.206</b> 1'59.248	17	0.042
18 <b>28 B. RAY</b>	GBR	Yamaha YZF R1	24.083	29.002	28.806	37.521	<b>1'59.412</b> 1'59.412	18	
19 <b>77 D. AEGERTER</b>	SUI	Yamaha YZF R1	24.308	29.409	28.773	38.395	<b>2'00.885</b> 2'00.885	19	
<b>5 P. OETTL</b>	GER	Yamaha YZF R1							
<b>7 I. LECUONA</b>	ESP	Honda CBR1000 RR-R							
<b>31 G. GERLOFF</b>	USA	BMW M 1000 RR							
<b>45 S. REDDING</b>	GBR	BMW M 1000 RR							
<b>47 A. BASSANI</b>	ITA	Kawasaki ZX-10RR							
<b>Overall Ideal Time</b>			22.866	27.214	26.936	35.634	<b>1'52.650</b>		

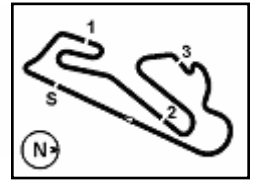
12/10/2024

These data/results cannot be reproduced, stored and/or transmitted in whole or in part by any manner of electronic, mechanical, photocopying, recording, broadcasting or otherwise now known or herein after developed without the previous express consent by the copyright owner, except for reproduction in daily press and regular printed publications on sale to the public within 60 days of the event related to those data/results and always provided that copyright symbol appears together as follows below.

© DORNA WSBK ORGANIZATION Srl 2024

FIGR PERUGIA TIMING





## Estoril Round, 11-13 October 2024

### Chronological Analysis Free Practice 3rd Session

1° 65 J. REA [1'53.126]							
Lap	Seg1	Seg2	Seg3	Seg4	Lap Time	km/h	Local Time
1		30.727	29.692	39.153			
2	24.259	28.249	28.060	36.470	1'57.038	282,0	9:04'20.495
3	23.551	27.630	27.682	36.047	1'54.910	289,5	9:06'15.405
4	23.578	27.556	28.474	36.834	1'56.442	291,9	9:08'11.847
5	23.166	27.321	27.132	<b>35.741</b>	1'53.360		9:10'05.207
6	23.774	28.966	27.351	39.749	1'59.840	278,4	9:12'05.047
7	22.984	<b>27.214</b>	<b>27.128</b>	35.800	<b>1'53.126</b>	<b>297,5</b>	9:13'58.173
8	23.188	27.305	27.355	36.367	1'54.215	285,7	9:15'52.388
9	<b>22.947</b>	27.341	27.225	45.090	2'02.603P	<b>297,5</b>	9:17'54.991

6° 55 A. LOCATELLI [1'54.454]							
Lap	Seg1	Seg2	Seg3	Seg4	Lap Time	km/h	Local Time
1		27.905	30.704	36.346			
2	23.307	28.033	27.818	36.135	1'55.293	295,1	9:12'06.259
3	24.498	<b>27.537</b>	27.475	36.901	1'56.411	<b>300,8</b>	9:14'02.670
4	23.325	27.649	<b>27.366</b>	36.114	<b>1'54.454</b>	288,8	9:15'57.124
5	<b>23.028</b>	27.741	27.738	36.276	1'54.783	299,2	9:17'51.907
6	23.411	27.764	27.881	36.831	1'55.887	288,0	9:19'47.794
7	23.332	27.821	27.697	<b>36.095</b>	1'54.945	292,7	9:21'42.739

2° 9 D. PETRUCCI [1'53.358]							
Lap	Seg1	Seg2	Seg3	Seg4	Lap Time	km/h	Local Time
1		29.015	28.321	37.866			
2	23.627	28.047	27.568	36.482	1'55.724	294,3	9:05'58.995
3	23.140	<b>27.447</b>	27.024	<b>36.058</b>	1'53.669	300,0	9:07'52.664
4	22.964	27.493	27.083	36.096	1'53.636	300,8	9:09'46.300
5	23.570	28.324	27.835	36.399	1'56.128C	302,5	9:11'42.428
6	22.880	27.460	<b>26.936</b>	36.082	<b>1'53.358</b>	302,5	9:13'35.786
7	<b>22.866</b>	27.704	27.110	36.139	1'53.819	<b>303,4</b>	9:15'29.605
8	24.553	29.960	28.417	46.347	2'09.277P	301,7	9:17'38.882
9	1'53.657	28.874	28.008	37.102	3'27.641P		9:21'06.523

7° 97 X. VIERGE [1'54.832]							
Lap	Seg1	Seg2	Seg3	Seg4	Lap Time	km/h	Local Time
1		30.582	29.535	37.453			
2	24.164	28.458	28.567	36.621	1'57.810	282,7	9:04'48.276
3	23.604	28.005	28.132	36.605	1'56.346	298,3	9:06'44.622
4	23.870	27.906	27.859	36.585	1'56.220	291,1	9:08'40.842
5	23.371	27.848	27.682	37.572	1'56.473	294,3	9:10'37.315
6	23.241	27.751	27.780	45.990	2'04.762P	<b>300,0</b>	9:12'42.077
7	3'13.118	28.721	28.228	36.829	4'46.896P		9:17'28.973
8	<b>23.143</b>	<b>27.673</b>	27.606	<b>36.442</b>	1'54.864	<b>300,0</b>	9:19'23.837
9	23.206	27.739	<b>27.441</b>	36.446	<b>1'54.832</b>	299,2	9:21'18.669

3° 54 T. RAZGATLIOGLU [1'53.368]							
Lap	Seg1	Seg2	Seg3	Seg4	Lap Time	km/h	Local Time
1		29.688	29.046	36.526			
2	23.040	27.650	27.276	35.967	1'53.933	<b>296,7</b>	9:10'05.207
3	23.636	29.275	27.492	38.405	1'58.808		9:12'04.015
4			<b>27.056</b>	35.663	<b>1'53.368</b>	283,5	9:13'57.383
5	23.152	27.465	27.141	<b>35.634</b>	1'53.392		9:15'50.775
6	23.085	30.062	29.536	39.276	2'01.959		9:17'52.734
7	23.172	<b>27.320</b>	27.072	35.806	1'53.370	282,7	9:19'46.104
8	<b>23.012</b>	27.542	27.209	35.681	1'53.444		9:21'39.548

8° 21 M. RINALDI [1'55.425]							
Lap	Seg1	Seg2	Seg3	Seg4	Lap Time	km/h	Local Time
1		31.896	29.721	37.347			
2	24.142	28.829	28.794	36.533	1'58.298	283,5	9:13'13.313
3	23.809	28.547	28.352	36.728	1'57.436	<b>296,7</b>	9:15'10.749
4	23.689	28.137	28.139	<b>36.096</b>	1'56.061	292,7	9:17'06.810
5	<b>23.375</b>	27.953	27.961	36.136	<b>1'55.425</b>	295,1	9:19'02.235
6	23.657	<b>27.821</b>	<b>27.891</b>	36.569	1'55.938	289,5	9:20'58.173

4° 60 M. VAN DER MARK [1'54.386]							
Lap	Seg1	Seg2	Seg3	Seg4	Lap Time	km/h	Local Time
1		29.557	28.161	36.605			
2	23.997	28.046	28.028	36.269	1'56.340	270,0	9:04'22.272
3	23.770	27.750	27.458	36.351	1'55.329	279,8	9:06'17.601
4	24.003	28.158	27.915	36.351	1'56.427	288,0	9:08'14.028
5	23.587	<b>27.535</b>	27.435	36.152	1'54.709	285,0	9:10'08.737
6	23.566	27.548	27.252	36.262	1'54.628	288,8	9:12'03.365
7	23.418	27.559	<b>27.213</b>	36.196	<b>1'54.386</b>	286,5	9:13'57.751
8	23.566	27.709	27.379	36.155	1'54.809	285,7	9:15'52.560
9	23.513	27.926	31.871	36.253	1'59.563	285,0	9:17'52.123
10	23.631	27.838	27.439	36.396	1'55.304	282,7	9:19'47.427
11	<b>23.275</b>	27.774	27.441	<b>36.076</b>	1'54.566	<b>300,0</b>	9:21'41.993

9° 11 N. BULEGA [1'55.553]							
Lap	Seg1	Seg2	Seg3	Seg4	Lap Time	km/h	Local Time
1		32.994	32.298	51.853			
2	6'07.131	29.590	28.439	37.132	7'42.292P		9:11'12.532
3	23.520	<b>28.165</b>	<b>27.562</b>	36.306	<b>1'55.553</b>	295,9	9:13'08.085
4	23.142	29.230	28.188	36.704	1'57.264	294,3	9:15'05.349
5	<b>23.084</b>	28.289	28.014	<b>36.242</b>	1'55.629	293,5	9:17'00.978
6	24.496	29.357	28.410	37.815	2'00.078	288,0	9:19'01.056
7	23.720	28.292	28.980	36.707	1'57.699	<b>298,3</b>	9:20'58.755

5° 1 A. BAUTISTA [1'54.410]							
Lap	Seg1	Seg2	Seg3	Seg4	Lap Time	km/h	Local Time
1		29.372	28.612	37.998			
2	24.249	28.373	27.835	36.281	1'56.738	265,4	9:04'19.484
3	23.681	28.133	27.671	36.253	1'55.738	284,2	9:06'15.222
4	23.311	27.654	27.501	36.330	1'54.796	291,1	9:08'10.018
5	23.192	27.725	27.482	36.194	1'54.593	292,7	9:10'04.611
6	23.398	35.554	27.790	36.322	2'03.064	290,3	9:12'07.675
7	23.340	27.704	<b>27.309</b>	<b>36.191</b>	1'54.544	287,2	9:14'02.219
8	23.118	<b>27.604</b>	27.361	36.327	<b>1'54.410</b>	293,5	9:15'56.629
9	<b>23.105</b>	27.713	27.516	36.442	1'54.776	293,5	9:17'51.405
10	27.770	27.842	27.865	36.383	1'59.860	<b>295,1</b>	9:19'51.265
11	23.318	27.840	27.530	36.341	1'55.029	288,8	9:21'46.294

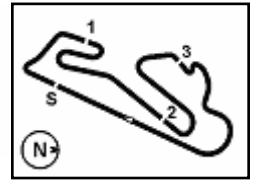
10° 87 R. GARDNER [1'55.960]							
Lap	Seg1	Seg2	Seg3	Seg4	Lap Time	km/h	Local Time
1		30.732	29.646	37.587			
2	45.061	30.315	28.719	37.050	2'21.145	293,5	9:11'55.619
3	24.580	29.019	28.386	37.306	1'59.291	257,8	9:13'54.910
4	23.983	28.667	28.233	36.562	1'57.445	274,1	9:15'52.355
5	23.940	<b>28.276</b>	27.908	36.886	1'57.010	279,8	9:17'49.365
6	23.501	28.342	27.821	36.380	1'56.044	<b>294,3</b>	9:19'45.409
7	<b>23.423</b>	28.420	<b>27.812</b>	<b>36.305</b>	<b>1'55.960</b>	290,3	9:21'41.369

11° 95 T. MACKENZIE [1'55.966]							
Lap	Seg1	Seg2	Seg3	Seg4	Lap Time	km/h	Local Time
1		32.374	29.927	37.571			
2	23.946	28.761	28.371	36.475	1'57.553	290,3	9:06'53.722
3	23.835	<b>28.238</b>	28.957	36.629	1'57.659	283,5	9:08'51.381
4	<b>23.203</b>	28.284	<b>28.081</b>	<b>36.398</b>	<b>1'55.966</b>	<b>295,9</b>	9:10'47.347
5	24.051	28.719	28.289	46.012	2'07.071P	287,2	9:12'54.418

12/10/2024 P = Pits In/Dut - C = Lap Time Cancelled

These data/results cannot be reproduced, stored and/or transmitted in whole or in part by any manner of electronic, mechanical, photocopying, recording, broadcasting or otherwise now known or herein after developed without the previous express consent by the copyright owner, except for reproduction in daily press and regular printed publications on sale to the public within 60 days of the event related to those data/results and always provided that copyright symbol appears together as follows below.

© DORNA WSBK ORGANIZATION Srl 2024



## Estoril Round, 11-13 October 2024

### Chronological Analysis Free Practice 3rd Session

12° 53 T. RABAT [1'56.236]							
Lap	Seg.1	Seg.2	Seg.3	Seg.4	Lap Time	km/h	Local Time
1		33.066	31.109	39.452			
2	24.732	30.165	28.859	37.541	2'01.297	273,4	9:04'24.662
3	24.013	28.753	32.768	37.231	2'02.765	290,3	9:06'27.427
4	23.855	28.871	28.860	37.139	1'58.725	286,5	9:08'26.152
5	23.740	28.813	28.475	37.056	1'58.084	285,7	9:10'24.236
6	23.599	28.466	28.173	36.779	1'57.017	290,3	9:12'21.253
7	23.548	28.458	28.196	36.744	1'56.946	<b>299,2</b>	9:14'18.199
8	23.669	28.358	28.156	36.611	1'56.794	298,3	9:16'14.993
9	23.693	28.409	28.206	36.805	1'57.113	295,9	9:18'12.106
10	<b>23.530</b>	<b>28.290</b>	<b>27.838</b>	<b>36.578</b>	<b>1'56.236</b>	298,3	9:20'08.342

13° 22 A. LOWES [1'56.279]							
Lap	Seg.1	Seg.2	Seg.3	Seg.4	Lap Time	km/h	Local Time
1		28.614	28.035	37.037			
2	<b>23.497</b>	<b>28.001</b>	<b>27.947</b>	<b>36.834</b>	<b>1'56.279</b>	<b>295,9</b>	9:21'51.202

14° 14 S. LOWES [1'56.506]							
Lap	Seg.1	Seg.2	Seg.3	Seg.4	Lap Time	km/h	Local Time
1		30.521	29.165	37.992			
2	24.293	28.476	28.409	37.086	1'58.264	257,1	9:04'45.511
3	24.393	28.346	28.450	48.332	2'09.521P	277,6	9:06'55.032
4	6'19.803	30.370	32.208	37.117	7'59.498P		9:14'54.530
5	23.903	28.143	<b>28.155</b>	<b>36.305</b>	<b>1'56.506</b>	263,4	9:16'51.036
6	24.379	29.592	28.903	37.305	2'00.179	274,1	9:18'51.215
7	<b>23.785</b>	<b>27.980</b>	28.314	36.717	1'56.796	<b>280,5</b>	9:20'48.011

15° 75 I. LOPES [1'57.728]							
Lap	Seg.1	Seg.2	Seg.3	Seg.4	Lap Time	km/h	Local Time
1		30.688	30.073	37.925			
2	24.759	29.801	29.141	37.538	2'01.239	270,0	9:04'54.256
3	24.381	29.339	28.672	36.891	1'59.283	276,2	9:06'53.539
4	23.790	29.257	28.913	37.113	1'59.073	287,2	9:08'52.612
5	24.035	28.917	28.607	<b>36.799</b>	1'58.358	285,7	9:10'50.970
6	28.303	29.145	28.802	37.081	2'03.331	<b>297,5</b>	9:12'54.301
7	23.901	28.808	28.614	36.984	1'58.307	288,8	9:14'52.608
8	23.719	28.796	<b>28.407</b>	36.944	1'57.866	291,9	9:16'50.474
9	<b>23.595</b>	<b>28.660</b>	28.480	36.993	<b>1'57.728</b>	289,5	9:18'48.202
10	26.010	30.162	29.330	37.285	2'02.787	288,8	9:20'50.989

16° 29 A. IANNONE [1'57.948]							
Lap	Seg.1	Seg.2	Seg.3	Seg.4	Lap Time	km/h	Local Time
1		32.130	32.118	50.244			
2	4'02.395	30.374	30.052	40.216	5'43.037P		9:14'19.422
3	24.925	29.433	29.245	37.725	2'01.328	<b>290,3</b>	9:16'20.750
4	<b>23.954</b>	<b>28.331</b>	<b>28.104</b>	37.559	<b>1'57.948</b>	283,5	9:18'18.698
5	24.043	28.622	28.734	<b>37.314</b>	1'58.713	<b>290,3</b>	9:20'17.411

17° 91 L. BERNARDI [1'59.248]							
Lap	Seg.1	Seg.2	Seg.3	Seg.4	Lap Time	km/h	Local Time
1		30.964	30.852	39.262			
2	25.383	30.687	29.315	38.123	2'03.508	274,8	9:04'36.587
3	24.490	29.727	28.781	37.675	2'00.673	264,7	9:06'37.260
4	24.387	29.265	28.587	37.899	2'00.138	<b>275,5</b>	9:08'37.398
5	24.752	<b>28.950</b>	28.539	37.714	1'59.955	260,2	9:10'37.353
6	25.587	29.591	29.098	37.649	2'01.925	<b>275,5</b>	9:12'39.278
7	<b>24.315</b>	28.963	28.350	<b>37.620</b>	<b>1'59.248</b>	270,0	9:14'38.526
8	26.044	30.336	29.528	47.741	2'13.649P	262,1	9:16'52.175
9	1'01.322	29.318	28.757	37.947	2'37.344P		9:19'29.519
10	24.650	29.097	<b>28.321</b>	37.696	1'59.764	271,4	9:21'29.283

18° 28 B. RAY [1'59.412]							
Lap	Seg.1	Seg.2	Seg.3	Seg.4	Lap Time	km/h	Local Time
1		31.535	30.308	39.053			
2	24.378	29.332	29.099	38.096	2'00.905	285,7	9:04'42.244
3	<b>24.083</b>	<b>29.002</b>	<b>28.806</b>	<b>37.521</b>	<b>1'59.412</b>	<b>288,8</b>	9:06'41.656
4	24.738	32.363	29.778	50.137	2'17.016P	284,2	9:08'58.672

19° 77 D. AEGERTER [2'00.885]							
Lap	Seg.1	Seg.2	Seg.3	Seg.4	Lap Time	km/h	Local Time
1		32.499	32.101	45.690			
2	25.703	29.957	29.008	38.455	2'03.123	276,9	9:19'57.822
3	<b>24.308</b>	<b>29.409</b>	<b>28.773</b>	<b>38.395</b>	<b>2'00.885</b>	<b>291,1</b>	9:21'58.707

20° 45 S. REDDING							
Lap	Seg.1	Seg.2	Seg.3	Seg.4	Lap Time	km/h	Local Time
1		30.398	29.858	<b>39.064</b>			
2	<b>24.975</b>	<b>29.620</b>	<b>29.380</b>	46.192	2'10.167P	<b>268,0</b>	9:04'32.649

21° 7 I. LECUONA							
Lap	Seg.1	Seg.2	Seg.3	Seg.4	Lap Time	km/h	Local Time
1		<b>33.210</b>	<b>31.657</b>	<b>43.516</b>			

12/10/2024

P = Pits In/Dut - C = Lap Time Cancelled

These data/results cannot be reproduced, stored and/or transmitted in whole or in part by any manner of electronic, mechanical, photocopying, recording, broadcasting or otherwise now known or herein after developed without the previous express consent by the copyright owner, except for reproduction in daily press and regular printed publications on sale to the public within 60 days of the event related to those data/results and always provided that copyright symbol appears together as follows below.

© DORNA WSBK ORGANIZATION Srl 2024

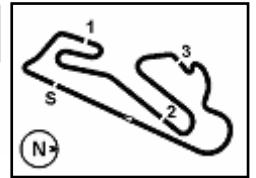
## Estoril Round, 11-13 October 2024

### Best Laps & Speeds

No.	Rider Bike	Nat	Best Lap		FP1		FP2		FP3										
			LL	SPD	LL	SPD	LL	SPD	LL	SPD									
1	<b>54 T. RAZGATLIOGLU</b> BMW M 1000 RR	TUR	<b>1'37.355</b> 21 310,3		1'52.344 6 302,5		<b>1'37.355</b> 8 <b>310,3</b>		1'53.368 7 296,7										
2	<b>9 D. PETRUCCI</b> Ducati Panigale V4R	ITA	<b>1'38.065</b> 34 312,1		1'52.650 14 303,4		<b>1'38.065</b> 12 <b>312,1</b>		1'53.358 8 303,4										
3	<b>22 A. LOWES</b> Kawasaki ZX-10RR	GBR	<b>1'38.074</b> 19 306,8		1'52.778 8 295,9		<b>1'38.074</b> 10 <b>306,8</b>		1'56.279 1 295,9										
4	<b>1 A. BAUTISTA</b> Ducati Panigale V4R	ESP	<b>1'38.247</b> 37 314,0		1'53.247 16 298,3		<b>1'38.247</b> 11 <b>314,0</b>		1'54.410 10 295,1										
5	<b>7 I. LECUONA</b> Honda CBR1000 RR-R	ESP	<b>1'38.249</b> 29 308,6		1'54.326 16 298,3		<b>1'38.249</b> 13 <b>308,6</b>												
6	<b>11 N. BULEGA</b> Ducati Panigale V4R	ITA	<b>1'38.395</b> 24 311,2		1'53.291 6 300,0		<b>1'38.395</b> 12 <b>311,2</b>		1'55.553 6 298,3										
7	<b>47 A. BASSANI</b> Kawasaki ZX-10RR	ITA	<b>1'38.437</b> 22 309,5		1'54.113 10 289,5		<b>1'38.437</b> 12 <b>309,5</b>												
8	<b>31 G. GERLOFF</b> BMW M 1000 RR	USA	<b>1'38.438</b> 31 314,9		1'54.264 18 300,0		<b>1'38.438</b> 13 <b>314,9</b>												
9	<b>97 X. VIERGE</b> Honda CBR1000 RR-R	ESP	<b>1'38.446</b> 35 315,8		1'54.015 18 303,4		<b>1'38.446</b> 9 <b>315,8</b>		1'54.832 8 300,0										
10	<b>65 J. REA</b> Yamaha YZF R1	GBR	<b>1'38.572</b> 31 307,7		1'53.229 11 296,7		<b>1'38.572</b> 12 <b>307,7</b>		1'53.126 8 297,5										
11	<b>21 M. RINALDI</b> Ducati Panigale V4R	ITA	<b>1'38.595</b> 35 309,5		1'53.700 19 298,3		<b>1'38.595</b> 11 <b>309,5</b>		1'55.425 5 296,7										
12	<b>55 A. LOCATELLI</b> Yamaha YZF R1	ITA	<b>1'38.702</b> 29 302,5		1'53.692 15 297,5		<b>1'38.702</b> 8 <b>302,5</b>		1'54.454 6 300,8										
13	<b>87 R. GARDNER</b> Yamaha YZF R1	AUS	<b>1'38.841</b> 33 308,6		1'54.595 16 285,7		<b>1'38.841</b> 11 <b>308,6</b>		1'55.960 6 294,3										
14	<b>29 A. IANNONE</b> Ducati Panigale V4R	ITA	<b>1'39.121</b> 29 311,2		1'56.343 15 295,1		<b>1'39.121</b> 10 <b>311,2</b>		1'57.948 4 290,3										
15	<b>53 T. RABAT</b> Kawasaki ZX-10RR	ESP	<b>1'39.363</b> 43 311,2		1'56.854 21 291,1		<b>1'39.363</b> 13 <b>311,2</b>		1'56.236 9 299,2										
16	<b>14 S. LOWES</b> Ducati Panigale V4R	GBR	<b>1'39.396</b> 31 304,2		1'54.972 14 279,8		<b>1'39.396</b> 11 <b>304,2</b>		1'56.506 6 280,5										
17	<b>75 I. LOPES</b> Honda CBR1000 RR-R	POR	<b>1'39.428</b> 34 302,5		1'55.671 14 294,3		<b>1'39.428</b> 11 <b>302,5</b>		1'57.728 9 297,5										
18	<b>28 B. RAY</b> Yamaha YZF R1	GBR	<b>1'39.463</b> 30 307,7		1'54.554 16 291,1		<b>1'39.463</b> 11 <b>307,7</b>		1'59.412 3 288,8										
19	<b>45 S. REDDING</b> BMW M 1000 RR	GBR	<b>1'39.529</b> 26 308,6		1'54.300 16 296,7		<b>1'39.529</b> 9 <b>308,6</b>		1'56.268 1 268,0										
20	<b>60 M. VAN DER MARK</b> BMW M 1000 RR	NED	<b>1'39.675</b> 24 312,1		1'55.496 5 272,0		<b>1'39.675</b> 9 <b>312,1</b>		1'54.386 10 300,0										
21	<b>5 P. OETTL</b> Yamaha YZF R1	GER	<b>1'39.877</b> 27 301,7		1'56.982 14 290,3		<b>1'39.877</b> 13 <b>301,7</b>												
22	<b>77 D. AEGERTER</b> Yamaha YZF R1	SUI	<b>1'40.885</b> 29 306,8		1'57.255 16 293,5		<b>1'40.885</b> 11 <b>306,8</b>		2'00.885 2 291,1										
23	<b>95 T. MACKENZIE</b> Honda CBR1000 RR-R	GBR	<b>1'41.157</b> 25 300,0		1'52.994 13 296,7		<b>1'41.157</b> 8 <b>300,0</b>		1'55.966 4 295,9										
24	<b>91 L. BERNARDI</b> Yamaha YZF R1	SMR	<b>1'42.754</b> 39 302,5		1'58.425 18 284,2		<b>1'42.754</b> 12 <b>302,5</b>		1'59.248 9 275,5										

12/10/2024  
These data/results cannot be reproduced, stored and/or transmitted in whole or in part by any manner of electronic, mechanical, photocopying, recording, broadcasting or otherwise now known or herein after developed without the previous express consent by the copyright owner, except for reproduction in daily press and regular printed publications on sale to the public within 60 days of the event related to those data/results and always provided that copyright symbol appears together as follows below.  
© DORNA WSBK ORGANIZATION Srl 2024

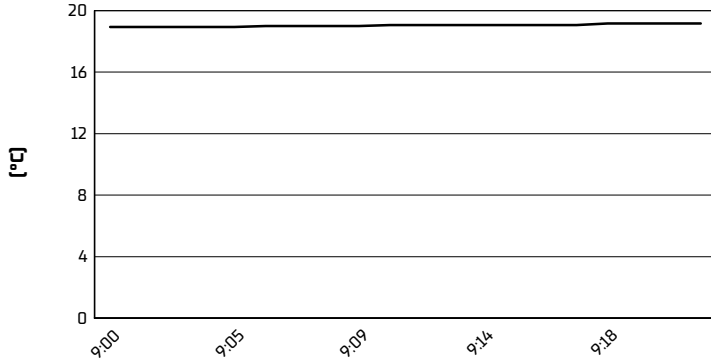




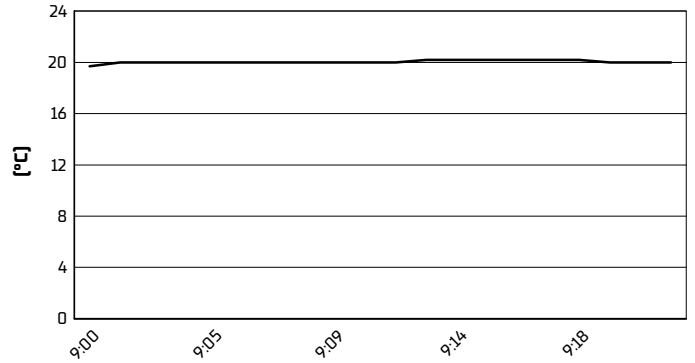
Circuito Estoril 4.182 m

**Estoril Round, 11-13 October 2024**  
**Weather Report Free Practice 3rd Session**  
Session started 09:00 - Session ended 9:22

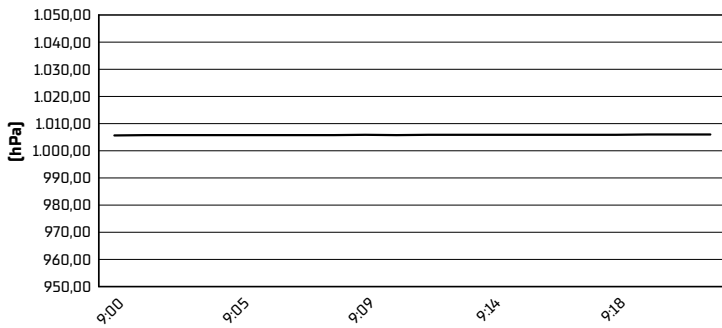
**Air Temperature**



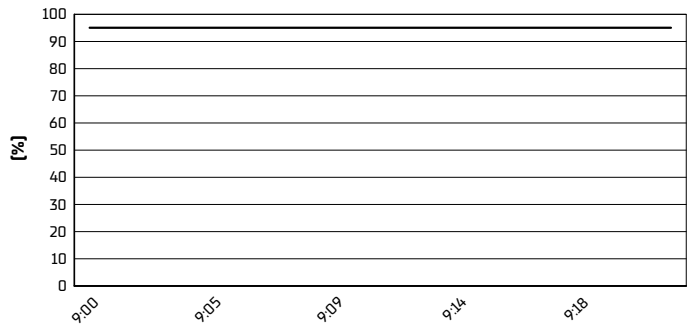
**Track Temperature**



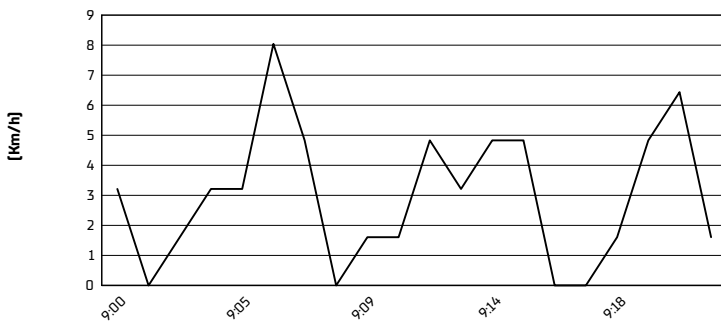
**Air Pressure**



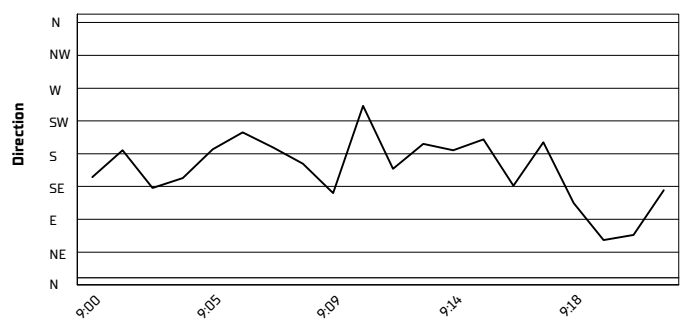
**Humidity**



**Wind Speed**



**Wind Direction**



12/10/2024

These data/results cannot be reproduced, stored and/or transmitted in whole or in part by any manner of electronic, mechanical, photocopying, recording, broadcasting or otherwise now known or herein after developed without the previous express consent by the copyright owner, except for reproduction in daily press and regular printed publications on sale to the public within 60 days of the event related to those data/results and always provided that copyright symbol appears together as follows below.

© DORNA WSBK ORGANIZATION Srl 2024