

Estoril Round, 11-13 October 2024

Results Tissot Superpole

No.	Rider	Nat	Team	Bike	Class	Time	Gap	Rel.	Laps	Speed	
										Avg	Max
1	54 T. RAZGATLIOGLU	TUR	ROKIT BMW Motorrad WorldSBK Team	BMW M1000 RR		1'52.430			5	133,907	305,9
2	9 D. PETRUCCI	ITA	Barni Spark Racing Team	Ducati Panigale V4R	IND	1'52.512	0.082	0.082	7	133,810	305,9
3	65 J. REA	GBR	Pata Prometeon Yamaha	Yamaha YZF R1		1'52.939	0.509	0.427	6	133,304	300,0
4	55 A. LOCATELLI	ITA	Pata Prometeon Yamaha	Yamaha YZF R1		1'53.357	0.927	0.418	7	132,812	296,7
5	11 N. BULEGA	ITA	Aruba.it Racing - Ducati	Ducati Panigale V4R		1'53.429	0.999	0.072	7	132,728	300,0
6	60 M. VAN DER MARK	NED	ROKIT BMW Motorrad WorldSBK Team	BMW M1000 RR		1'53.628	1.198	0.199	7	132,496	295,9
7	14 S. LOWES	GBR	ELF Marc VDS Racing Team	Ducati Panigale V4R	IND	1'53.673	1.243	0.045	7	132,443	295,9
8	95 T. MACKENZIE	GBR	PETRONAS MIE Racing Honda	Honda CBR1000 RR-R	IND	1'53.796	1.366	0.123	7	132,300	298,3
9	22 A. LOWES	GBR	Kawasaki Racing Team WorldSBK	Kawasaki ZX-10RR		1'53.937	1.507	0.141	4	132,136	298,3
10	47 A. BASSANI	ITA	Kawasaki Racing Team WorldSBK	Kawasaki ZX-10RR		1'54.049	1.619	0.112	7	132,006	305,9
11	1 A. BAUTISTA	ESP	Aruba.it Racing - Ducati	Ducati Panigale V4R		1'54.239	1.809	0.190	6	131,787	295,9
12	29 A. IANNO	ITA	Team GoEleven	Ducati Panigale V4R	IND	1'54.516	2.086	0.277	6	131,468	307,7
13	97 X. VIERGE	ESP	Team HRC	Honda CBR1000 RR-R		1'54.575	2.145	0.059	6	131,400	301,7
14	7 I. LECUONA	ESP	Team HRC	Honda CBR1000 RR-R		1'54.678	2.248	0.103	6	131,282	298,3
15	21 M. RINALDI	ITA	Team Motocorsa Racing	Ducati Panigale V4R	IND	1'55.252	2.822	0.574	6	130,629	299,2
16	87 R. GARDNER	AUS	GYTR GRT Yamaha WorldSBK Team	Yamaha YZF R1		1'55.262	2.832	0.010	7	130,617	298,3
17	31 G. GERLOFF	USA	Bonovo Action BMW	BMW M1000 RR		1'55.887	3.457	0.625	6	129,913	301,7
18	77 D. AEGERTER	SUI	GYTR GRT Yamaha WorldSBK Team	Yamaha YZF R1		1'56.346	3.916	0.459	7	129,400	297,5
19	45 S. REDDING	GBR	Bonovo Action BMW	BMW M1000 RR		1'56.764	4.334	0.418	5	128,937	298,3
20	91 L. BERNARDI	SMR	Yamaha Motoxrcing WorldSBK Team	Yamaha YZF R1	IND	1'57.623	5.193	0.859	7	127,995	281,3
21	28 B. RAY	GBR	Yamaha Motoxrcing WorldSBK Team	Yamaha YZF R1	IND	1'57.941	5.511	0.318	7	127,650	295,1
----- Not Qualified -----											
NQ	75 I. LOPES	POR	PETRONAS MIE Racing Honda	Honda CBR1000 RR-R	IND	1'58.107	5.677	0.166	7	127,471	295,9
NQ	53 T. RABAT	ESP	Kawasaki Puccetti Racing	Kawasaki ZX-10RR	IND	1'58.407	5.977	0.300	7	127,148	292,7
NQ	5 P. DETTL	GER	GMT94 Yamaha	Yamaha YZF R1	IND	2'00.479	8.049	2.072	5	124,961	285,7

Qualifying Lap Time [105% of 1'52.430]: **1'58.052**

AIR	Humidity:	94%	Temp:	20°C
TRACK	Condition:	Wet	Temp:	23°C

Records	Pole	(SP)	2022	J.Rea	1'35.346	157,900	Km/h
	Race	(RC1)	2022	J.Rea	1'36.204	156,490	Km/h
	All Times	(SP)	2022	J.Rea	1'35.346	157,900	Km/h

Start 12/10/2024 11:00 End 11:19 The results are provisional until the end of the time limit for protests and appeals and the completion of the technical checks.

These data/results cannot be reproduced, stored and/or transmitted in whole or in part by any manner of electronic, mechanical, photocopying, recording, broadcasting or otherwise now known or herein after developed without the previous express consent by the copyright owner, except for reproduction in daily press and regular printed publications on sale to the public within 60 days of the event related to those data/results and always provided that copyright symbol appears together as follows below.

© DORNA WSBK ORGANIZATION Srl 2024

Estoril Round, 11-13 October 2024

Results Tissot Superpole

Session Highlights

Local Time	No. Rider	Description
09.45.00		Official Ambient Air Temperature 18.9°C - Humidity 96% - Atmospheric Pressure 1006.1mbar
10.56.46		WET PRACTICE - LIGHTS ON
11.00.00		Start of Session
11.04.15	22 A. LOWES	#22 Crashed - Turn 8
11.05.29	22 A. LOWES	#22 Rejoined
11.11.16	97 X. VIERGE	#97 Crashed - Turn 6
11.11.27	97 X. VIERGE	#97 Rejoined
11.12.03	53 T. RABAT	#53 On Asphalt - Rejoined - Turn 8
11.12.45	97 X. VIERGE	#97 BLACK FLAG - Crashed during practice and not entered into pit lane
11.13.00	1 A. BAUTISTA	#1 Crashed - Turn 6
11.13.01	14 S. LOWES	#14 Lap Time Cancelled [1'56.148] - Yellow Flag - Turn 6
11.13.04	47 A. BASSANI	#47 Lap Time Cancelled [2'03.566] - Yellow Flag - Turn 6
11.13.07	28 B. RAY	#28 Lap Time Cancelled [1'58.722] - Yellow Flag - Turn 6
11.13.10	53 T. RABAT	#53 Lap Time Cancelled [1'58.112] - Yellow Flag - Turn 6
11.13.13	77 D. AEGERTER	#77 Lap Time Cancelled [2'07.099] - Yellow Flag - Turn 6
11.13.16	21 M. RINALDI	#21 Lap Time Cancelled [1'56.830] - Yellow Flag - Turn 6
11.14.42	97 X. VIERGE	#97 Lap Time Cancelled [2'17.108] - Yellow Flag - Turn 9
11.14.45	77 D. AEGERTER	#77 Lap Time Cancelled [2'07.099] - Yellow Flag - Turn 9
11.15.59	60 M. VAN DER MARK	#60 Lap Time Cancelled [1'54.304] - Yellow Flag - Turn 6
11.16.02	75 I. LOPES	#75 Lap Time Cancelled [1'58.051] - Yellow Flag - Turn 6
11.16.05	14 S. LOWES	#14 Lap Time Cancelled [1'54.471] - Yellow Flag - Turn 6
11.16.08	91 L. BERNARDI	#91 Lap Time Cancelled [1'58.038] - Yellow Flag - Turn 6
11.16.11	47 A. BASSANI	#47 Lap Time Cancelled [1'54.730] - Yellow Flag - Turn 6
11.16.14	87 R. GARDNER	#87 Lap Time Cancelled [2'08.958] - Yellow Flag - Turn 6
11.16.15	1 A. BAUTISTA	#1 Racelink doesnt work anymore - it must be fixed for the rac
11.16.17	28 B. RAY	#28 Lap Time Cancelled [1'57.202] - Yellow Flag - Turn 6
11.16.20	53 T. RABAT	#53 Lap Time Cancelled [1'58.842] - Yellow Flag - Turn 6
11.16.23	97 X. VIERGE	#97 Lap Time Cancelled [2'05.546] - Yellow Flag - Turn 6
11.17.51	97 X. VIERGE	#97 Lap Time Cancelled [2'17.108] - Yellow Flag - Turn 10-11
11.17.54	21 M. RINALDI	#21 Lap Time Cancelled [1'56.830] - Yellow Flag - Turn 10-11
11.18.19		Top 3 Confirmed
11.19.13		End of Session

Fastest Laps Sequence

No.	Rider	Nat	Team	Bike	Local Time	Time	Gap	Avg
9	D. PETRUCCI	ITA	Barni Spark Racing Team	Ducati Panigale V4R	11:04'06.724	1'54.901		131,028
65	J. REA	GBR	Pata Prometeon Yamaha	Yamaha YZF R1	11:04'06.944	1'54.299	-0.602	131,718
65	J. REA	GBR	Pata Prometeon Yamaha	Yamaha YZF R1	11:07'58.698	1'53.366	-0.933	132,802
9	D. PETRUCCI	ITA	Barni Spark Racing Team	Ducati Panigale V4R	11:11'06.846	1'52.640	-0.726	133,658
54	T. RAZGATLIOGLU	TUR	ROKIT BMW Motorrad WorldSBK Team	BMW M 1000 RR	11:15'40.560	1'52.430	-0.210	133,907

Start 11:00 End 11:19 The results are provisional until the end of the time limit for protests and appeals and the completion of the technical checks.

These data/results cannot be reproduced, stored and/or transmitted in whole or in part by any manner of electronic, mechanical, photocopying, recording, broadcasting or otherwise now known or herein after developed without the previous express consent by the copyright owner, except for reproduction in daily press and regular printed publications on sale to the public within 60 days of the event related to those data/results and always provided that copyright symbol appears together as follows below.

© DORNA WSBK ORGANIZATION Srl 2024

Estoril Round, 11-13 October 2024

Best Sectors & Speed Tisot Superpole

BEST LAP		
1	54 T. RAZGATLIOGLU	BMW M 1000 RR 1'52.430
2	9 D. PETRUCCI	Ducati Panigale V4R 1'52.512
3	65 J. REA	Yamaha YZF R1 1'52.939
4	55 A. LOCATELLI	Yamaha YZF R1 1'53.357
5	11 N. BULEGA	Ducati Panigale V4R 1'53.429
6	60 M. VAN DER MARK	BMW M 1000 RR 1'53.628
7	14 S. LOWES	Ducati Panigale V4R 1'53.673
8	95 T. MACKENZIE	Honda CBR1000 RR-R 1'53.796
9	22 A. LOWES	Kawasaki ZX-10RR 1'53.937
10	47 A. BASSANI	Kawasaki ZX-10RR 1'54.049
11	1 A. BAUTISTA	Ducati Panigale V4R 1'54.239
12	29 A. IANNONE	Ducati Panigale V4R 1'54.516
13	97 X. VIERGE	Honda CBR1000 RR-R 1'54.575
14	7 I. LECUONA	Honda CBR1000 RR-R 1'54.678
15	21 M. RINALDI	Ducati Panigale V4R 1'55.252
16	87 R. GARDNER	Yamaha YZF R1 1'55.262
17	31 G. GERLOFF	BMW M 1000 RR 1'55.887
18	77 D. AEGERTER	Yamaha YZF R1 1'56.346
19	45 S. REDDING	BMW M 1000 RR 1'56.764
20	91 L. BERNARDI	Yamaha YZF R1 1'57.623
21	28 B. RAY	Yamaha YZF R1 1'57.941
22	75 I. LOPES	Honda CBR1000 RR-R 1'58.107
23	53 T. RABAT	Kawasaki ZX-10RR 1'58.407
24	5 P. OETTL	Yamaha YZF R1 2'00.479

SPEED		
1	29 A. IANNONE	Ducati Panigale V4R 307,7
2	47 A. BASSANI	Kawasaki ZX-10RR 305,9
3	9 D. PETRUCCI	Ducati Panigale V4R 305,9
4	54 T. RAZGATLIOGLU	BMW M 1000 RR 305,9
5	97 X. VIERGE	Honda CBR1000 RR-R 301,7
6	31 G. GERLOFF	BMW M 1000 RR 301,7
7	65 J. REA	Yamaha YZF R1 300,0
8	11 N. BULEGA	Ducati Panigale V4R 300,0
9	21 M. RINALDI	Ducati Panigale V4R 299,2
10	45 S. REDDING	BMW M 1000 RR 298,3
11	95 T. MACKENZIE	Honda CBR1000 RR-R 298,3
12	87 R. GARDNER	Yamaha YZF R1 298,3
13	22 A. LOWES	Kawasaki ZX-10RR 298,3
14	7 I. LECUONA	Honda CBR1000 RR-R 298,3
15	77 D. AEGERTER	Yamaha YZF R1 297,5
16	55 A. LOCATELLI	Yamaha YZF R1 296,7
17	1 A. BAUTISTA	Ducati Panigale V4R 295,9
18	75 I. LOPES	Honda CBR1000 RR-R 295,9
19	14 S. LOWES	Ducati Panigale V4R 295,9
20	60 M. VAN DER MARK	BMW M 1000 RR 295,9
21	28 B. RAY	Yamaha YZF R1 295,1
22	53 T. RABAT	Kawasaki ZX-10RR 292,7
23	5 P. OETTL	Yamaha YZF R1 285,7
24	91 L. BERNARDI	Yamaha YZF R1 281,3

SEG. 1			SEG. 2			SEG. 3			SEG. 4		
1	95 T. MACKENZIE	22.281	1	54 T. RAZGATLIOGLU	27.182	1	9 D. PETRUCCI	26.863	1	54 T. RAZGATLIOGLU	35.531
2	65 J. REA	22.321	2	55 A. LOCATELLI	27.200	2	54 T. RAZGATLIOGLU	26.950	2	65 J. REA	35.659
3	9 D. PETRUCCI	22.379	3	65 J. REA	27.221	3	11 N. BULEGA	27.158	3	9 D. PETRUCCI	35.743
4	22 A. LOWES	22.560	4	22 A. LOWES	27.269	4	47 A. BASSANI	27.175	4	11 N. BULEGA	35.749
5	54 T. RAZGATLIOGLU	22.633	5	9 D. PETRUCCI	27.294	5	22 A. LOWES	27.271	5	60 M. VAN DER MARK	35.870
6	14 S. LOWES	22.723	6	97 X. VIERGE	27.322	6	60 M. VAN DER MARK	27.281	6	55 A. LOCATELLI	35.896
7	55 A. LOCATELLI	22.792	7	14 S. LOWES	27.344	7	65 J. REA	27.288	7	1 A. BAUTISTA	35.919
8	60 M. VAN DER MARK	22.819	8	11 N. BULEGA	27.370	8	7 I. LECUONA	27.380	8	14 S. LOWES	36.050
9	87 R. GARDNER	22.855	9	60 M. VAN DER MARK	27.406	9	55 A. LOCATELLI	27.469	9	29 A. IANNONE	36.070
10	97 X. VIERGE	22.858	10	1 A. BAUTISTA	27.428	10	1 A. BAUTISTA	27.495	10	47 A. BASSANI	36.092
11	7 I. LECUONA	22.880	11	29 A. IANNONE	27.476	11	29 A. IANNONE	27.535	11	95 T. MACKENZIE	36.154
12	11 N. BULEGA	22.971	12	47 A. BASSANI	27.574	12	14 S. LOWES	27.536	12	22 A. LOWES	36.213
13	77 D. AEGERTER	23.042	13	95 T. MACKENZIE	27.673	13	95 T. MACKENZIE	27.540	13	7 I. LECUONA	36.230
14	21 M. RINALDI	23.148	14	7 I. LECUONA	27.753	14	97 X. VIERGE	27.656	14	21 M. RINALDI	36.300
15	1 A. BAUTISTA	23.151	15	87 R. GARDNER	27.886	15	31 G. GERLOFF	27.748	15	97 X. VIERGE	36.335
16	47 A. BASSANI	23.154	16	21 M. RINALDI	27.895	16	87 R. GARDNER	27.813	16	31 G. GERLOFF	36.444
17	28 B. RAY	23.158	17	31 G. GERLOFF	27.907	17	21 M. RINALDI	27.909	17	87 R. GARDNER	36.699
18	75 I. LOPES	23.293	18	28 B. RAY	28.229	18	45 S. REDDING	28.003	18	77 D. AEGERTER	36.802
19	31 G. GERLOFF	23.317	19	45 S. REDDING	28.242	19	91 L. BERNARDI	28.099	19	53 T. RABAT	36.904
20	45 S. REDDING	23.392	20	77 D. AEGERTER	28.363	20	77 D. AEGERTER	28.139	20	91 L. BERNARDI	36.988
21	29 A. IANNONE	23.435	21	75 I. LOPES	28.485	21	28 B. RAY	28.287	21	45 S. REDDING	37.068
22	53 T. RABAT	23.643	22	91 L. BERNARDI	28.499	22	75 I. LOPES	28.376	22	75 I. LOPES	37.184
23	91 L. BERNARDI	23.750	23	53 T. RABAT	28.650	23	53 T. RABAT	28.553	23	28 B. RAY	37.229
24	5 P. OETTL	24.197	24	5 P. OETTL	29.162	24	5 P. OETTL	28.838	24	5 P. OETTL	38.111

12/10/2024

These data/results cannot be reproduced, stored and/or transmitted in whole or in part by any manner of electronic, mechanical, photocopying, recording, broadcasting or otherwise now known or herein after developed without the previous express consent by the copyright owner, except for reproduction in daily press and regular printed publications on sale to the public within 60 days of the event related to those data/results and always provided that copyright symbol appears together as follows below.

© DORNA WSBK ORGANIZATION Srl 2024

FICR PERUGIA TIMING



Estoril Round, 11-13 October 2024

Ideal Times Tissot Superpole

No. Rider	Nat	Bike	Seg. 1 Diff. 1	Seg. 2 Diff. 2	Seg. 3 Diff. 3	Seg. 4 Diff. 4	Ideal Time Best Lap	Pos.	Diff.
1	9 D. PETRUCCI	ITA Ducati Panigale V4R	22.379	27.294	26.863	35.743 +0.233	1'52.279 1'52.512	2	0.233
2	54 T. RAZGATLIOGLU	TUR BMW M 1000 RR	22.633 +0.050	27.182 +0.084	26.950	35.531	1'52.296 1'52.430	1	0.134
3	65 J. REA	GBR Yamaha YZF R1	22.321	27.221 +0.311	27.288 +0.139	35.659	1'52.489 1'52.939	3	0.450
4	11 N. BULEGA	ITA Ducati Panigale V4R	22.971 +0.062	27.370	27.158 +0.116	35.749 +0.003	1'53.248 1'53.429	5	0.181
5	22 A. LOWES	GBR Kawasaki ZX-10RR	22.560	27.269 +0.190	27.271 +0.294	36.213 +0.140	1'53.313 1'53.937	9	0.624
6	55 A. LOCATELLI	ITA Yamaha YZF R1	22.792	27.200	27.469	35.896	1'53.357 1'53.357	4	
7	60 M. VAN DER MARK	NED BMW M 1000 RR	22.819	27.406 +0.098	27.281 +0.106	35.870 +0.048	1'53.376 1'53.628	6	0.252
8	95 T. MACKENZIE	GBR Honda CBR1000 RR-R	22.281	27.673	27.540	36.154 +0.148	1'53.648 1'53.796	8	0.148
9	14 S. LOWES	GBR Ducati Panigale V4R	22.723	27.344	27.536	36.050 +0.020	1'53.653 1'53.673	7	0.020
10	1 A. BAUTISTA	ESP Ducati Panigale V4R	23.151 +0.007	27.428 +0.111	27.495	35.919 +0.128	1'53.993 1'54.239	11	0.246
11	47 A. BASSANI	ITA Kawasaki ZX-10RR	23.154	27.574 +0.054	27.175	36.092	1'53.995 1'54.049	10	0.054
12	97 X. VIERGE	ESP Honda CBR1000 RR-R	22.858 +0.401	27.322	27.656	36.335 +0.003	1'54.171 1'54.575	13	0.404
13	7 I. LECUONA	ESP Honda CBR1000 RR-R	22.880	27.753 +0.046	27.380 +0.250	36.230 +0.139	1'54.243 1'54.678	14	0.435
14	29 A. IANNONE	ITA Ducati Panigale V4R	23.435	27.476	27.535	36.070	1'54.516 1'54.516	12	
15	21 M. RINALDI	ITA Ducati Panigale V4R	23.148	27.895	27.909	36.300	1'55.252 1'55.252	15	
16	87 R. GARDNER	AUS Yamaha YZF R1	22.855	27.886	27.813	36.699 +0.009	1'55.253 1'55.262	16	0.009
17	31 G. GERLOFF	USA BMW M 1000 RR	23.317 +0.145	27.907	27.748	36.444 +0.326	1'55.416 1'55.887	17	0.471
18	77 D. AEGERTER	SUI Yamaha YZF R1	23.042	28.363	28.139	36.802	1'56.346 1'56.346	18	
19	45 S. REDDING	GBR BMW M 1000 RR	23.392	28.242 +0.059	28.003	37.068	1'56.705 1'56.764	19	0.059
20	28 B. RAY	GBR Yamaha YZF R1	23.158 +0.761	28.229	28.287 +0.204	37.229 +0.073	1'56.903 1'57.941	21	1.038
21	91 L. BERNARDI	SMR Yamaha YZF R1	23.750 +0.111	28.499 +0.176	28.099	36.988	1'57.336 1'57.623	20	0.287
22	75 I. LOPES	POR Honda CBR1000 RR-R	23.293 +0.528	28.485	28.376 +0.161	37.184 +0.080	1'57.338 1'58.107	22	0.769
23	53 T. RABAT	ESP Kawasaki ZX-10RR	23.643 +0.493	28.650 +0.164	28.553	36.904	1'57.750 1'58.407	23	0.657
24	5 P. OETTL	GER Yamaha YZF R1	24.197	29.162 +0.082	28.838 +0.089	38.111	2'00.308 2'00.479	24	0.171
Overall Ideal Time			22.281	27.182	26.863	35.531	1'51.857		

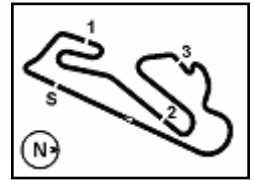
12/10/2024

These data/results cannot be reproduced, stored and/or transmitted in whole or in part by any manner of electronic, mechanical, photocopying, recording, broadcasting or otherwise now known or herein after developed without the previous express consent by the copyright owner, except for reproduction in daily press and regular printed publications on sale to the public within 60 days of the event related to those data/results and always provided that copyright symbol appears together as follows below.

© DORNA WSBK ORGANIZATION Srl 2024

FIGR PERUGIA TIMING





Circuito Estoril 4.182 m

Estoril Round, 11-13 October 2024

Chronological Analysis Tissot Superpole

1 / 3

1° 54 T. RAZGATLIOGLU (1'52.430)							
Lap	Seg1	Seg2	Seg3	Seg4	Lap Time	km/h	Local Time
1		30.680	27.823	35.875			
2	23.039	27.182	28.225	44.613	2'03.059P	291,1	11:06'10.935
3	2'15.997	28.904	27.740	38.174	3'50.815P		11:10'01.750
4	23.183	27.530	27.296	35.620	1'53.629	295,1	11:11'55.379
5	22.633	27.532	27.054	35.532	1'52.751	305,9	11:13'48.130
6	22.683	27.266	26.950	35.531	1'52.430	302,5	11:15'40.560

2° 9 D. PETRUCCI (1'52.512)							
Lap	Seg1	Seg2	Seg3	Seg4	Lap Time	km/h	Local Time
1		28.671	29.540	37.316			
2	23.066	27.818	27.733	36.284	1'54.901	295,1	11:04'06.724
3	22.771	28.215	28.016	43.423	2'02.425P	303,4	11:06'09.149
4	1'33.973	27.867	27.275	35.942	3'05.057P		11:09'14.206
5	22.476	27.457	26.964	35.743	1'52.640	300,8	11:11'06.846
6	22.971	27.542	27.043	36.046	1'53.602	305,9	11:13'00.448
7	22.841	27.470	27.127	35.944	1'53.382	304,2	11:14'53.830
8	22.379	27.294	26.863	35.976	1'52.512	305,1	11:16'46.342

3° 65 J. REA (1'52.939)							
Lap	Seg1	Seg2	Seg3	Seg4	Lap Time	km/h	Local Time
1		28.866	28.372	37.130			
2	23.202	27.351	27.600	36.146	1'54.299	295,1	11:04'06.944
3	22.822	27.313	28.253	40.000	1'58.388	300,0	11:06'05.332
4	22.827	27.221	27.288	36.030	1'53.366	294,3	11:07'58.698
5	22.933	27.264	27.484	44.303	2'01.984P	295,1	11:10'00.682
6	1'44.957	28.577	27.957	36.051	3'17.542P		11:13'18.224
7	22.321	27.532	27.427	35.659	1'52.939	296,7	11:15'11.163
8						295,9	

4° 55 A. LOCATELLI (1'53.357)							
Lap	Seg1	Seg2	Seg3	Seg4	Lap Time	km/h	Local Time
1		29.103	29.411	39.769			
2	24.019	28.840	28.165	36.418	1'57.442	262,8	11:04'18.752
3	23.420	27.744	27.708	36.744	1'55.616	293,5	11:06'14.368
4	23.611	27.750	27.658	35.983	1'55.002	289,5	11:08'09.370
5	23.296	27.688	27.679	36.088	1'54.751	288,0	11:10'04.121
6	23.352	27.687	27.695	35.920	1'54.654	291,9	11:11'58.775
7	23.051	27.551	27.597	36.209	1'54.408	293,5	11:13'53.183
8	22.792	27.200	27.469	35.896	1'53.357	296,7	11:15'46.540

5° 11 N. BULEGA (1'53.429)							
Lap	Seg1	Seg2	Seg3	Seg4	Lap Time	km/h	Local Time
1		29.908	28.208	36.621			
2	23.941	28.825	28.206	36.292	1'57.264	266,0	11:04'18.974
3	23.586	27.950	27.724	36.348	1'55.608	285,7	11:06'14.582
4	23.241	28.254	27.671	36.012	1'55.178	291,1	11:08'09.760
5	23.453	27.583	27.518	35.916	1'54.470	278,4	11:10'04.230
6	23.033	27.370	27.274	35.752	1'53.429	300,0	11:11'57.659
7	23.235	27.521	27.339	35.827	1'53.922	295,9	11:13'51.581
8	22.971	27.564	27.158	35.749	1'53.442	300,0	11:15'45.023

6° 60 M. VAN DER MARK (1'53.628)							
Lap	Seg1	Seg2	Seg3	Seg4	Lap Time	km/h	Local Time
1		28.449	28.466	36.782			
2	23.739	27.679	27.676	36.822	1'55.916	275,5	11:04'22.034
3	23.725	28.329	27.317	35.955	1'55.326	272,7	11:06'17.360
4	23.376	27.537	27.525	36.523	1'54.961	275,5	11:08'12.321
5	23.184	27.406	27.281	35.870	1'53.741	289,5	11:10'06.062
6	26.497	30.591	28.011	36.364	2'01.463	274,1	11:12'07.525
7	22.967	27.584	27.781	35.972	1'54.304C	290,3	11:14'01.829

8	22.819	27.504	27.387	35.918	1'53.628	295,9	11:15'55.457
---	---------------	--------	--------	--------	-----------------	--------------	--------------

7° 14 S. LOWES (1'53.673)							
Lap	Seg1	Seg2	Seg3	Seg4	Lap Time	km/h	Local Time
1		29.461	28.404	37.774			
2	24.542	28.086	27.739	36.718	1'57.085	250,6	11:04'23.329
3	28.710	28.507	27.860	36.406	2'01.483	262,1	11:06'24.812
4	23.970	28.189	27.563	36.117	1'55.839	255,3	11:08'20.651
5	23.501	27.857	27.822	36.050	1'55.230	280,5	11:10'15.881
6	23.869	27.857	27.881	36.541	1'56.148C	268,7	11:12'12.029
7	22.893	27.586	27.709	36.283	1'54.471C	295,9	11:14'06.500
8	22.723	27.344	27.536	36.070	1'53.673	295,9	11:16'00.173

8° 95 T. MACKENZIE (1'53.796)							
Lap	Seg1	Seg2	Seg3	Seg4	Lap Time	km/h	Local Time
1		29.297	28.926	37.404			
2	23.937	28.128	28.198	36.782	1'57.045	276,9	11:04'15.371
3	22.920	28.023	28.016	36.451	1'55.410	298,3	11:06'10.781
4	23.009	28.109	27.883	36.154	1'55.155	297,5	11:08'05.936
5	22.927	27.814	27.702	36.237	1'54.680	298,3	11:10'00.616
6	22.765	27.962	27.726	36.231	1'54.684	296,7	11:11'55.300
7	26.851	29.470	28.093	37.292	2'01.706	295,9	11:13'57.006
8	22.281	27.673	27.540	36.302	1'53.796	298,3	11:15'50.802

9° 22 A. LOWES (1'53.937)							
Lap	Seg1	Seg2	Seg3	Seg4	Lap Time	km/h	Local Time
1		28.645	28.749	36.412			
2	23.446	27.269	27.271	2'17.126	3'35.112P	285,7	11:06'20.004
3	5'01.138	27.891	27.823	36.376	6'33.228P		11:12'53.232
4	23.044	27.572	27.447	36.213	1'54.276	296,7	11:14'47.508
5	22.560	27.459	27.565	36.353	1'53.937	298,3	11:16'41.445

10° 47 A. BASSANI (1'54.049)							
Lap	Seg1	Seg2	Seg3	Seg4	Lap Time	km/h	Local Time
1		28.565	28.398	36.907			
2	23.727	27.834	27.572	36.489	1'55.622	265,4	11:04'22.329
3	23.552	27.856	27.279	36.178	1'54.865	285,0	11:06'17.194
4	28.576	28.708	27.998	37.014	2'02.296	305,9	11:08'19.490
5	23.154	27.628	27.175	36.092	1'54.049	293,5	11:10'13.539
6	25.052	30.421	31.004	37.089	2'03.566C	272,7	11:12'17.105
7	23.199	27.689	27.658	36.184	1'54.730C	280,5	11:14'11.835
8	23.187	27.574	27.479	36.162	1'54.402	284,2	11:16'06.237

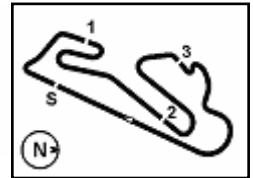
11° 1 A. BAUTISTA (1'54.239)							
Lap	Seg1	Seg2	Seg3	Seg4	Lap Time	km/h	Local Time
1		29.778	28.889	37.133			
2	24.151	28.121	28.076	36.282	1'56.630	265,4	11:04'17.488
3	23.427	27.953	27.762	36.090	1'55.232	286,5	11:06'12.720
4	23.273	27.695	27.565	35.919	1'54.452	289,5	11:08'07.172
5	23.158	27.539	27.495	36.047	1'54.239	295,9	11:10'01.411
6	23.151	27.589	27.522	36.065	1'54.327	295,9	11:11'55.738
7	23.231	27.428			2'58.188P	284,2	11:14'53.926

12° 29 A. IANNONE (1'54.516)							
Lap	Seg1	Seg2	Seg3	Seg4	Lap Time	km/h	Local Time
1		34.450	28.960	37.527			
2	23.899	27.942	28.151	36.102	1'56.094	285,7	11:06'06.999
3	23.482	27.766	27.878	36.528	1'55.654	289,5	11:08'02.653
4	24.906	28.510	27.830	38.223	1'59.469	288,0	11:10'02.122
5	23.435	27.476	27.535	36.070	1'54.516	276,9	11:11'56.638
6	26.354	28.117	27.953	39.164	2'01.588	291,1	11:13'58.226

12/10/2024 P = Pits In/Dut - C = Lap Time Cancelled

These data/results cannot be reproduced, stored and/or transmitted in whole or in part by any manner of electronic, mechanical, photocopying, recording, broadcasting or otherwise now known or herein after developed without the previous express consent by the copyright owner, except for reproduction in daily press and regular printed publications on sale to the public within 60 days of the event related to those data/results and always provided that copyright symbol appears together as follows below.

© DORNA WSBK ORGANIZATION Srl 2024



Circuito Estoril 4.182 m

Estoril Round, 11-13 October 2024
Chronological Analysis Tissot Superpole

2 / 3

7 23.803 27.708 27.605 36.249 1'55.365 **307,7** 11:15'53.591

7 23.411 28.498 28.236 37.030 1'57.175 294,3 11:14'30.751
8 **23.042** **28.363** **28.139** **36.802** **1'56.346** **297,5** 11:16'27.097

13° 97 X. VIERGE [1'54.575]							
Lap	Seg.1	Seg.2	Seg.3	Seg.4	Lap Time	km/h	Local Time
1		29.749	29.337	37.777			
2	23.806	28.004	28.152	37.551	1'57.513	279,1	11:04'22.459
3	23.926	28.077	28.045	36.543	1'56.591	271,4	11:06'19.050
4	22.989	27.702	27.912	36.335	1'54.938	299,2	11:08'13.988
5	23.259	27.322	27.656	36.338	1'54.575	284,2	11:10'08.563
6	22.971	27.355	49.801	36.981	2'17.108C	301,7	11:12'25.671
7	22.858	27.433	27.668	47.587	2'05.546CP	300,8	11:14'31.217

19° 45 S. REDDING [1'56.764]							
Lap	Seg.1	Seg.2	Seg.3	Seg.4	Lap Time	km/h	Local Time
1		29.647	29.196	38.756			
2	24.266	29.365	29.322	37.983	2'00.936	266,0	11:04'21.549
3	23.979	28.941	28.899	44.807	2'06.626P	270,7	11:06'28.175
4	3'36.811	28.900	28.366	37.792	5'11.869P		11:11'40.044
5	23.551	28.242	28.283	37.253	1'57.329	279,1	11:13'37.373
6	23.392	28.301	28.003	37.068	1'56.764	298,3	11:15'34.137

14° 7 I. LECUONA [1'54.678]							
Lap	Seg.1	Seg.2	Seg.3	Seg.4	Lap Time	km/h	Local Time
1		30.542	29.788	38.269			
2	24.092	28.616	28.177	36.935	1'57.820	266,0	11:04'10.516
3	23.422	28.264	27.829	36.603	1'56.118	290,3	11:06'06.634
4	23.203	28.196	27.927	44.931	2'04.257P	298,3	11:08'10.891
5	1'52.649	28.713	27.871	36.508	3'25.741P		11:11'36.632
6	23.394	27.753	27.380	36.230	1'54.757	295,9	11:13'31.389
7	22.880	27.799	27.630	36.369	1'54.678	295,1	11:15'26.067

20° 91 L. BERNARDI [1'57.623]							
Lap	Seg.1	Seg.2	Seg.3	Seg.4	Lap Time	km/h	Local Time
1		30.486	29.700	38.526			
2	24.810	28.905	28.789	37.699	2'00.203	259,0	11:04'15.603
3	24.070	28.771	28.575	37.414	1'58.830	274,8	11:06'14.433
4	24.168	28.734	28.326	38.182	1'59.410	268,7	11:08'13.843
5	24.432	28.881	28.462	37.581	1'59.356	281,3	11:10'13.199
6	24.088	28.813	28.524	37.450	1'58.875	268,0	11:12'12.074
7	23.750	28.499	28.420	37.369	1'58.038C	278,4	11:14'10.112
8	23.861	28.675	28.099	36.988	1'57.623	276,9	11:16'07.735

15° 21 M. RINALDI [1'55.252]							
Lap	Seg.1	Seg.2	Seg.3	Seg.4	Lap Time	km/h	Local Time
1		29.776	29.263	38.031			
2	23.750	28.612	28.431	36.878	1'57.671	295,1	11:04'33.522
3	23.848	28.218	28.155	45.000	2'05.221P	292,7	11:06'38.743
4	2'19.032	29.147	28.805	36.784	3'53.768P		11:10'32.511
5	23.329	28.264	28.547	36.690	1'56.830C	298,3	11:12'29.341
6	23.246	28.018	28.217	36.474	1'55.955	299,2	11:14'25.296
7	23.148	27.895	27.909	36.300	1'55.252	296,7	11:16'20.548

21° 28 B. RAY [1'57.941]							
Lap	Seg.1	Seg.2	Seg.3	Seg.4	Lap Time	km/h	Local Time
1		30.023	29.584	38.695			
2	24.500	28.821	28.917	37.637	1'59.875	250,0	11:04'19.054
3	24.033	28.469	28.570	37.229	1'58.301	268,7	11:06'17.355
4	23.919	28.229	28.491	37.302	1'57.941	268,7	11:08'15.296
5	23.583	28.618	33.032	37.550	2'02.783	285,7	11:10'18.079
6	23.520	28.541	29.216	37.445	1'58.722C	291,1	11:12'16.801
7	23.158	28.669	28.287	37.088	1'57.202C	295,1	11:14'14.003
8	23.431	28.235	36.036	37.707	2'05.409	294,3	11:16'19.412

16° 87 R. GARDNER [1'55.262]							
Lap	Seg.1	Seg.2	Seg.3	Seg.4	Lap Time	km/h	Local Time
1		30.344	29.381	37.814			
2	24.432	28.287	28.057	37.321	1'58.097	258,4	11:04'14.295
3	23.279	28.401	28.106	42.646	2'02.432	297,5	11:06'16.727
4	23.895	28.127	28.012	37.124	1'57.158	298,3	11:08'13.885
5	23.779	28.174	27.828	36.699	1'56.480	284,2	11:10'10.365
6	23.589	28.023	27.852	36.795	1'56.259	293,5	11:12'06.624
7	25.122	36.583	29.866	37.387	2'08.958C	298,3	11:14'15.582
8	22.855	27.886	27.813	36.708	1'55.262	294,3	11:16'10.844

22° 75 I. LOPES [1'58.107]							
Lap	Seg.1	Seg.2	Seg.3	Seg.4	Lap Time	km/h	Local Time
1		31.367	29.797	40.001			
2	24.686	29.192	29.401	38.001	2'01.280	265,4	11:04'15.353
3	23.652	28.846	28.906	38.244	1'59.648	287,2	11:06'15.001
4	24.166	28.652	28.595	37.339	1'58.752	268,7	11:08'13.753
5	24.237	28.644	28.376	37.184	1'58.441	284,2	11:10'12.194
6	23.821	28.485	28.537	37.264	1'58.107	290,3	11:12'10.301
7	23.293	28.732	28.749	37.277	1'58.051C	295,9	11:14'08.352
8	23.681	28.757	28.519	37.388	1'58.345	282,0	11:16'06.697

17° 31 G. GERLOFF [1'55.887]							
Lap	Seg.1	Seg.2	Seg.3	Seg.4	Lap Time	km/h	Local Time
1		30.170	29.362	38.622			
2	24.198	28.832	28.406	37.285	1'58.721	279,8	11:04'16.824
3	27.370	28.274	28.357	45.383	2'09.384P	298,3	11:06'26.208
4	3'06.213	28.751	28.539	36.453	4'39.956P		11:11'06.164
5	23.595	28.324	27.962	36.444	1'56.325	301,7	11:13'02.489
6	23.462	27.907	27.748	36.770	1'55.887	299,2	11:14'58.376
7	23.317	28.090	27.992	36.538	1'55.937	300,8	11:16'54.313

23° 53 T. RABAT [1'58.407]							
Lap	Seg.1	Seg.2	Seg.3	Seg.4	Lap Time	km/h	Local Time
1		32.562	31.130	39.550			
2	25.338	30.060	29.299	39.281	2'03.978	270,0	11:04'22.384
3	24.793	29.033	29.114	38.156	2'01.096	279,1	11:06'23.480
4	24.657	29.471	28.879	37.636	2'00.643	279,1	11:08'24.123
5	24.136	28.814	28.553	36.904	1'58.407	288,0	11:10'22.530
6	23.643	28.650	28.756	37.753	1'58.112C	292,7	11:12'20.642
7	23.665	28.668	28.756	37.753	1'58.842C	291,1	11:14'19.484
8	23.859	28.893	28.670	37.641	1'59.063	287,2	11:16'18.547

18° 77 D. AEGERTER [1'56.346]							
Lap	Seg.1	Seg.2	Seg.3	Seg.4	Lap Time	km/h	Local Time
1		31.692	30.064	39.115			
2	25.175	29.073	28.534	37.926	2'00.708	257,1	11:04'27.331
3	24.514	29.246	28.726	37.594	2'00.080	280,5	11:06'27.411
4	24.232	28.901	28.347	38.183	1'59.663	286,5	11:08'27.074
5	24.035	29.177	28.667	37.524	1'59.403	293,5	11:10'26.477
6	23.655	28.909	31.639	42.896	2'07.099C	292,7	11:12'33.576

24° 5 P. OETTL [2'00.479]							
Lap	Seg.1	Seg.2	Seg.3	Seg.4	Lap Time	km/h	Local Time
1		31.296	30.185	38.494			
2	24.685	29.630	30.722	39.031	2'04.068	250,0	11:04'23.773
3	24.471	29.162	29.215	38.205	2'01.053	267,3	11:06'24.826

12/10/2024 P = Pits In/Out - C = Lap Time Cancelled

These data/results cannot be reproduced, stored and/or transmitted in whole or in part by any manner of electronic, mechanical, photocopying, recording, broadcasting or otherwise now known or herein after developed without the previous express consent by the copyright owner, except for reproduction in daily press and regular printed publications on sale to the public within 60 days of the event related to those data/results and always provided that copyright symbol appears together as follows below.

© DORNA WSBK ORGANIZATION Srl 2024



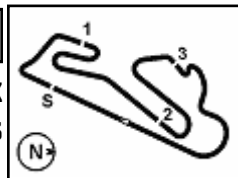
Estoril Round, 11-13 October 2024
Chronological Analysis Tissot Superpole

4	25.076	29.415	28.838	46.025	2'09.354P	254,1	11:08'34.180
5	3'12.331	30.189	29.182	38.409	4'50.111P		11:13'24.291
6	24.197	29.244	28.927	38.111	2'00.479	285,7	11:15'24.770

12/10/2024 P = Pits In/Dut - C = Lap Time Cancelled

These data/results cannot be reproduced, stored and/or transmitted in whole or in part by any manner of electronic, mechanical, photocopying, recording, broadcasting or otherwise now known or herein after developed without the previous express consent by the copyright owner, except for reproduction in daily press and regular printed publications on sale to the public within 60 days of the event related to those data/results and always provided that copyright symbol appears together as follows below.

© DORNA WSBK ORGANIZATION Srl 2024



Estoril Round, 11-13 October 2024

Best Laps & Speeds

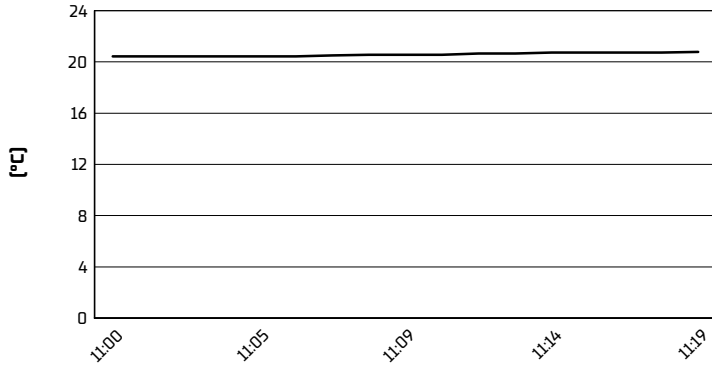
No.	Rider Bike	Nat	Best Lap		FP1		FP2		FP3		SP	
			LL	SPD	LL	SPD	LL	SPD	LL	SPD	LL	SPD
1	54 T. RAZGATLIOGLU BMW M 1000 RR	TUR	1'37.355 26 310,3		1'52.344 6 302,5		1'37.355 8 310,3		1'53.368 7 296,7		1'52.430 5 305,9	
2	9 D. PETRUCCI Ducati Panigale V4R	ITA	1'38.065 41 312,1		1'52.650 14 303,4		1'38.065 12 312,1		1'53.358 8 303,4		1'52.512 7 305,9	
3	22 A. LOWES Kawasaki ZX-10RR	GBR	1'38.074 23 306,8		1'52.778 8 295,9		1'38.074 10 306,8		1'56.279 1 295,9		1'53.937 4 298,3	
4	1 A. BAUTISTA Ducati Panigale V4R	ESP	1'38.247 43 314,0		1'53.247 16 298,3		1'38.247 11 314,0		1'54.410 10 295,1		1'54.239 6 295,9	
5	7 I. LECUONA Honda CBR1000 RR-R	ESP	1'38.249 35 308,6		1'54.326 16 298,3		1'38.249 13 308,6				1'54.678 6 298,3	
6	11 N. BULEGA Ducati Panigale V4R	ITA	1'38.395 31 311,2		1'53.291 6 300,0		1'38.395 12 311,2		1'55.553 6 298,3		1'53.429 7 300,0	
7	47 A. BASSANI Kawasaki ZX-10RR	ITA	1'38.437 29 309,5		1'54.113 10 289,5		1'38.437 12 309,5				1'54.049 7 305,9	
8	31 G. GERLOFF BMW M 1000 RR	USA	1'38.438 37 314,9		1'54.264 18 300,0		1'38.438 13 314,9				1'55.887 6 301,7	
9	97 X. VIERGE Honda CBR1000 RR-R	ESP	1'38.446 41 315,8		1'54.015 18 303,4		1'38.446 9 315,8		1'54.832 8 300,0		1'54.575 6 301,7	
10	65 J. REA Yamaha YZF R1	GBR	1'38.572 37 307,7		1'53.229 11 296,7		1'38.572 12 307,7		1'53.126 8 297,5		1'52.939 6 300,0	
11	21 M. RINALDI Ducati Panigale V4R	ITA	1'38.595 41 309,5		1'53.700 19 298,3		1'38.595 11 309,5		1'55.425 5 296,7		1'55.252 6 299,2	
12	55 A. LOCATELLI Yamaha YZF R1	ITA	1'38.702 36 302,5		1'53.692 15 297,5		1'38.702 8 302,5		1'54.454 6 300,8		1'53.357 7 296,7	
13	87 R. GARDNER Yamaha YZF R1	AUS	1'38.841 40 308,6		1'54.595 16 285,7		1'38.841 11 308,6		1'55.960 6 294,3		1'55.262 7 298,3	
14	29 A. IANNONE Ducati Panigale V4R	ITA	1'39.121 35 311,2		1'56.343 15 295,1		1'39.121 10 311,2		1'57.948 4 290,3		1'54.516 6 307,7	
15	53 T. RABAT Kawasaki ZX-10RR	ESP	1'39.363 50 311,2		1'56.854 21 291,1		1'39.363 13 311,2		1'56.236 9 299,2		1'58.407 7 292,7	
16	14 S. LOWES Ducati Panigale V4R	GBR	1'39.396 38 304,2		1'54.972 14 279,8		1'39.396 11 304,2		1'56.506 6 280,5		1'53.673 7 295,9	
17	75 I. LOPES Honda CBR1000 RR-R	POR	1'39.428 41 302,5		1'55.671 14 294,3		1'39.428 11 302,5		1'57.728 9 297,5		1'58.107 7 295,9	
18	28 B. RAY Yamaha YZF R1	GBR	1'39.463 37 307,7		1'54.554 16 291,1		1'39.463 11 307,7		1'59.412 3 288,8		1'57.941 7 295,1	
19	45 S. REDDING BMW M 1000 RR	GBR	1'39.529 31 308,6		1'54.300 16 296,7		1'39.529 9 308,6		1'56.764 1 268,0		1'56.764 5 298,3	
20	60 M. VAN DER MARK BMW M 1000 RR	NED	1'39.675 31 312,1		1'55.496 5 272,0		1'39.675 9 312,1		1'54.386 10 300,0		1'53.628 7 295,9	
21	5 P. OETTL Yamaha YZF R1	GER	1'39.877 32 301,7		1'56.982 14 290,3		1'39.877 13 301,7				2'00.479 5 285,7	
22	77 D. AEGERTER Yamaha YZF R1	SUI	1'40.885 36 306,8		1'57.255 16 293,5		1'40.885 11 306,8		2'00.885 2 291,1		1'56.346 7 297,5	
23	95 T. MACKENZIE Honda CBR1000 RR-R	GBR	1'41.157 32 300,0		1'52.994 13 296,7		1'41.157 8 300,0		1'55.966 4 295,9		1'53.796 7 298,3	
24	91 L. BERNARDI Yamaha YZF R1	SMR	1'42.754 46 302,5		1'58.425 18 284,2		1'42.754 12 302,5		1'59.248 9 275,5		1'57.623 7 281,3	

12/10/2024
These data/results cannot be reproduced, stored and/or transmitted in whole or in part by any manner of electronic, mechanical, photocopying, recording, broadcasting or otherwise now known or herein after developed without the previous express consent by the copyright owner, except for reproduction in daily press and regular printed publications on sale to the public within 60 days of the event related to those data/results and always provided that copyright symbol appears together as follows below.
© DORNA WSBK ORGANIZATION Srl 2024

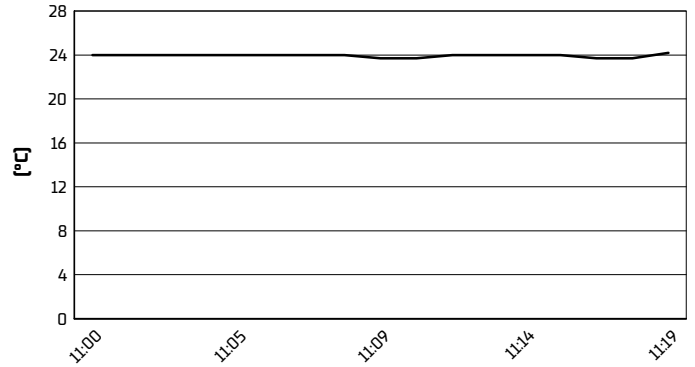


Estoril Round, 11-13 October 2024
Weather Report Tissot Superpole
Session started 11:00 - Session ended 11:19


Air Temperature



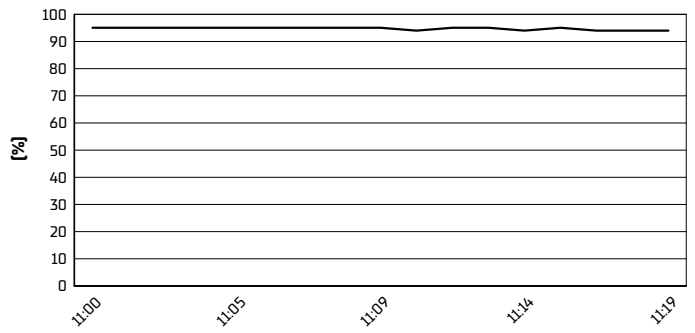
Track Temperature



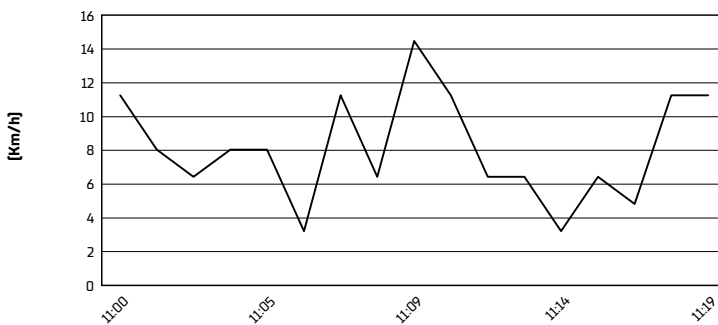
Air Pressure



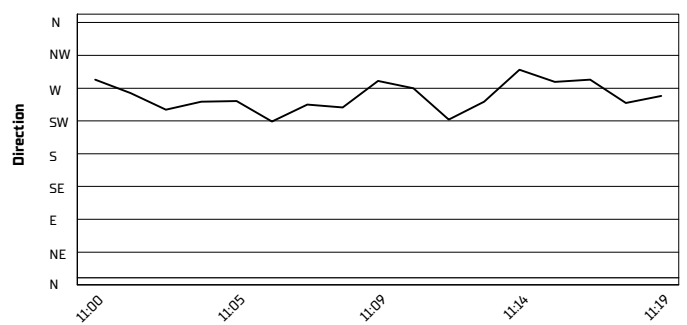
Humidity



Wind Speed



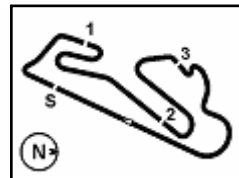
Wind Direction



12/10/2024

These data/results cannot be reproduced, stored and/or transmitted in whole or in part by any manner of electronic, mechanical, photocopying, recording, broadcasting or otherwise now known or herein after developed without the previous express consent by the copyright owner, except for reproduction in daily press and regular printed publications on sale to the public within 60 days of the event related to those data/results and always provided that copyright symbol appears together as follows below.

© DORNA WSBK ORGANIZATION Srl 2024



Circuito Estoril 4.182 m

Estoril Round, 11-13 October 2024

Starting Grid - Race 1 (21 Laps x 4,182 km = 87,822 km)

1	1	54 RAZGATLIOGLU T. BMW 1'52.430	2	9 PETRUCCI D. Ducati 1'52.512	3	65 REA J. Yamaha 1'52.939
2	4	55 LOCATELLI A. Yamaha 1'53.357	5	11 BULEGA N. Ducati 1'53.429	6	60 VAN DER MARK M. BMW 1'53.628
3	7	14 LOWES S. Ducati 1'53.673	8	95 MACKENZIE T. Honda 1'53.796	9	22 LOWES A. Kawasaki 1'53.937
4	10	47 BASSANI A. Kawasaki 1'54.049	11	1 BAUTISTA A. Ducati 1'54.239	12	29 IANNONE A. Ducati 1'54.516
5	13	97 VIERGE X. Honda 1'54.575	14	7 LECUONA I. Honda 1'54.678	15	21 RINALDI M. Ducati 1'55.252
6	16	87 GARDNER R. Yamaha 1'55.262	17	31 GERLOFF G. BMW 1'55.887	18	77 AEGERTER D. Yamaha 1'56.346
7	19	45 REDDING S. BMW 1'56.764	20	91 BERNARDI L. Yamaha 1'57.623	21	28 RAY B. Yamaha 1'57.941
8	22	75 LOPES I. Honda 1'58.107	23	53 RABAT T. Kawasaki 1'58.407	24	5 OETTL P. Yamaha 2'00.479

N.75-53-5 are allowed to start the race according to Art. 115.6 (FPs)

12/10/2024 The Race Director

These data/results cannot be reproduced, stored and/or transmitted in whole or in part by any manner of electronic, mechanical, photocopying, recording, broadcasting or otherwise now known or herein after developed without the previous express consent by the copyright owner, except for reproduction in daily press and regular printed publications on sale to the public within 60 days of the event related to those data/results and always provided that copyright symbol appears together as follows below. © DORNA WSBK ORGANIZATION Srl 2024

Estoril Round, 11-13 October 2024

Tissot Superpole Winners

	2021	2022	2023	2024
01 Phillip Island		Bautista (Esp) Duc 1'29.815 (178,2 Km/h)	Razgatlioglu (Tur) Yam 1'29.400 (179,0 Km/h)	Bulega (Ita) Duc 1'27.916 (182,0 Km/h)
02 Barcelona	Sykes (Gbr) Bmw 1'40.408 (165,9 Km/h)	Lecuona (Esp) Hon 1'40.766 (165,3 Km/h)	Bautista (Esp) Duc 1'40.264 (166,1 Km/h)	Razgatlioglu (Tur) Bmw 1'39.489 (167,4 Km/h)
03 Assen	Rea (Gbr) Kaw 1'33.842 (174,2 Km/h)	Razgatlioglu (Tur) Yam 1'32.934 (175,9 Km/h)	Bautista (Esp) Duc 1'33.542 (174,8 Km/h)	Rea (Gbr) Yam 1'42.650 (159,3 Km/h)
04 Misano	Rea (Gbr) Kaw 1'33.416 (156,5 Km/h)	Bautista (Esp) Duc 1'33.328 (156,6 Km/h)	Bautista (Esp) Duc 1'33.017 (157,1 Km/h)	Razgatlioglu (Tur) Bmw 1'32.320 (158,3 Km/h)
05 Donington	Rea (Gbr) Kaw 1'40.101 (113,2 Km/h)	Rea (Gbr) Kaw 1'26.080 (131,7 Km/h)	Rea (Gbr) Kaw 1'26.041 (131,8 Km/h)	Razgatlioglu (Tur) Bmw 1'24.629 (134,0 Km/h)
06 Most	Rea (Gbr) Kaw 1'31.684 (165,4 Km/h)	Rea (Gbr) Kaw 1'30.947 (166,7 Km/h)	Razgatlioglu (Tur) Yam 1'30.801 (167,0 Km/h)	Razgatlioglu (Tur) Bmw 1'30.064 (168,4 Km/h)
07 Portimao	Razgatlioglu (Tur) Yam 1'40.219 (165,0 Km/h)	Rea (Gbr) Kaw 1'39.610 (166,0 Km/h)	Rea (Gbr) Kaw 1'39.620 (165,9 Km/h)	Razgatlioglu (Tur) Bmw 1'39.783 (165,7 Km/h)
08 Magny-Cours	Rea (Gbr) Kaw 1'35.683 (159,0 Km/h)	Rea (Gbr) Kaw 1'36.124 (158,2 Km/h)	Gerloff (Usa) Bmw 1'35.453 (159,3 Km/h)	Lowes (Gbr) Kaw 1'51.946 (135,9 Km/h)
09 Cremona				Bulega (Ita) Duc 1'27.953 (155,2 Km/h)
10 Aragon	Rea (Gbr) Kaw 1'48.458 (168,5 Km/h)	Razgatlioglu (Tur) Yam 1'48.267 (168,8 Km/h)	Rea (Gbr) Kaw 1'47.973 (169,3 Km/h)	Bulega (Ita) Duc 1'47.840 (169,5 Km/h)
11 Estoril	Rea (Gbr) Kaw 1'35.876 (157,0 Km/h)	Rea (Gbr) Kaw 1'35.346 (157,9 Km/h)		Razgatlioglu (Tur) Bmw 1'52.430 (133,9 Km/h)
12 Jerez	Razgatlioglu (Tur) Yam 1'38.512 (161,6 Km/h)		Bautista (Esp) Duc 1'38.635 (161,4 Km/h)	

2024

- 6 T. Razgatlioglu
- 3 N. Bulega
- 1 A. Lowes
- 1 J. Rea

ALL TIMES

- | | | | |
|--------------------|----------------|------------------|-------------------|
| 51 T. Sykes | 7 R. Laconi | 2 B. Bostrom | 1 P. Goddard |
| 44 J. Rea | 6 C. Crutchlow | 2 M. Campbell | 1 T. Hill |
| 43 T. Corser | 6 J. Kocinski | 2 A. Gobert | 1 S. Hislop |
| 26 T. Bayliss | 5 M. Biaggi | 2 A. Lowes | 1 J. Hopkins |
| 21 C. Fogarty | 5 D. Giugliano | 2 M. Lucchinelli | 1 I. Jaitovich |
| 18 T. Razgatlioglu | 4 S. Guintoli | 2 B. Monti | 1 T. Kipp |
| 17 D. Polen | 4 E. Laverty | 2 Y. Nagai | 1 L. Lanzi |
| 16 N. Hodgson | 4 M. Melandri | 2 M. Neukirchner | 1 I. Lecuona |
| 15 C. Edwards | 4 F. Merkel | 2 S. Redding | 1 M. Mladin |
| 11 B. Spies | 4 J. Toseland | 2 D. Tardozzi | 1 F. Nieto |
| 10 A. Bautista | 3 N. Bulega | 2 A. Yanagawa | 1 J. Reynolds |
| 10 C. Checa | 3 L. Haslam | 1 A. Badovini | 1 M. Tamada |
| 10 P. Chilli | 3 Y. Kagayama | 1 R. Burnett | 1 M. van der Mark |
| 9 R. Roche | 3 S. Martin | 1 D. Chandler | 1 A. Vieira |
| 8 G. Falappa | 3 S. Mertens | 1 S. Crafar | 1 R. Xaus |
| 8 S. Russell | 3 R. Phillis | 1 M. Doohan | |
| 8 A. Slight | 3 J. Smrz | 1 M. Dowson | |
| 7 C. Davies | 3 C. Vermeulen | 1 M. Fabrizio | |
| 7 N. Haga | 2 L. Baz | 1 G. Gerloff | |

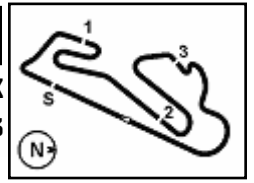
12/10/2024

These data/results cannot be reproduced, stored and/or transmitted in whole or in part by any manner of electronic, mechanical, photocopying, recording, broadcasting or otherwise now known or herein after developed without the previous express consent by the copyright owner, except for reproduction in daily press and regular printed publications on sale to the public within 60 days of the event related to those data/results and always provided that copyright symbol appears together as follows below.

© DORNA WSBK ORGANIZATION Srl 2024

FICR PERUGIA TIMING





Estoril Round, 11-13 October 2024

Tissot Superpole Award

Points	Points From First	Points From Previous	February 25		March 24		April 21		June 16		July 14		July 21		August 11		September 8		September 22		September 29		October 13		October 20		
			PHILLIP ISLAND	BARCELONA	ASSEN	MISANO	DONINGTON PARK	MOST	PORTIMAO	MAGNY-COURS	CREMONA CIRCUIT	ARAGON	ESTORIL	JEREZ													
1	BULEGA Nicolo (ITA)	175	12	5	9	6	9	9	9	9	9	9	6	9	6	5	9	12	12	6	12	7	5				
2	RAZGATLIOGLU Toprak (TUR)	166	9	5	7	12	12	7	1	12	12	12	12	12	12	12					5	9	12				
3	LOWES Alex (GBR)	129	46	37	7	12	3	5	5	7	6	7	1	5	7	7	9	7	12	9	6	9	4	1			
4	IANNONE Andrea (ITA)	78	97	51	9	7	9	1		3	5			9	3		1		9	7	9	6					
5	PETRUCCI Danilo (ITA)	76	99	2			3			1		1	4	6	7	9		7	7	12	6	4	9				
6	BAUTISTA Alvaro (ESP)	72	103	4	1	6	7	3	12	5		4	3		4	4			4	7	12						
7	LOCATELLI Andrea (ITA)	62	113	10	4	9	1	2		4	4	6	3	3	1	4	3	1	5	3	3	3	6				
8	REA Jonathan (GBR)	41	134	21				12	5	2	2	7	2	2	2	2	2	2					7				
9	VAN DER MARK Michael (NED)	41	134	0			6	4		2		4		1	5	6	5	2				2	4				
10	GARDNER Remy (AUS)	38	137	3	3	4	2	1	4	6	7			5	5			1									
11	LOWES Sam (GBR)	37	138	1	2	2	5		6	3	2		6	2					4		2		3				
12	REDDING Scott (GBR)	26	149	11								7	6					7	6								
13	AEGERTER Dominique (SUI)	21	154	5	6	3	4				1	5				2											
14	GERLOFF Garrett (USA)	19	156	2									2		1		6	4	1		5						
15	VIERGE Xavi (ESP)	18	157	1											3	4	5	3	2		1						
16	LECUONA Iker (ESP)	17	158	1							3							3	2	5	1	3					
17	BASSANI Axel (ITA)	7	168	10							4						3										
18	RINALDI Michael Ruben (ITA)	3	172	4	1			2																			
19	MACKENZIE Tarran (GBR)	2	173	1																			2				
20	RAY Bradley (GBR)	1	174	1															1								

12/10/2024 Odd points columns: Tissot Superpole Even points columns: Tissot Superpole Race

These data/results cannot be reproduced, stored and/or transmitted in whole or in part by any manner of electronic, mechanical, photocopying, recording, broadcasting or otherwise now known or herein after developed without the previous express consent by the copyright owner, except for reproduction in daily press and regular printed publications on sale to the public within 60 days of the event related to those data/results and always provided that copyright symbol appears together as follows below.

© DORNA WSBK ORGANIZATION Srl 2024