

Estoril Round, 11-13 October 2024

Results Warm Up

No.	Rider	Nat	Team	Bike	Class	Time	Gap	Rel.	Laps	Speed	
										Avg	Max
1	22 A. LOWES	GBR	Kawasaki Racing Team WorldSBK	Kawasaki ZX-10RR		1'42.132			5	147,409	306,8
2	97 X. VIERGE	ESP	Team HRC	Honda CBR1000 RR-R		1'42.571	0.439	0.439	5	146,778	317,6
3	1 A. BAUTISTA	ESP	Aruba.it Racing - Ducati	Ducati Panigale V4R		1'42.795	0.663	0.224	5	146,458	310,3
4	47 A. BASSANI	ITA	Kawasaki Racing Team WorldSBK	Kawasaki ZX-10RR		1'43.040	0.908	0.245	2	146,110	312,1
5	14 S. LOWES	GBR	ELF Marc VDS Racing Team	Ducati Panigale V4R	IND	1'43.173	1.041	0.133	5	145,922	302,5
6	9 D. PETRUCCI	ITA	Barni Spark Racing Team	Ducati Panigale V4R	IND	1'43.953	1.821	0.780	5	144,827	316,7
7	5 P. DETTL	GER	GMT94 Yamaha	Yamaha YZF R1	IND	1'45.122	2.990	1.169	3	143,216	285,7
8	75 I. LOPES	POR	PETRONAS MIE Racing Honda	Honda CBR1000 RR-R	IND	1'46.380	4.248	1.258	4	141,523	295,9
Out 105% in this Session											
9	28 B. RAY	GBR	Yamaha Motoxracing WorldSBK Team	Yamaha YZF R1	IND	1'50.654	8.522	4.274	2	136,057	298,3
10	55 A. LOCATELLI	ITA	Pata Prometeon Yamaha	Yamaha YZF R1		1'58.474	16.342	7.820	2	127,076	273,4
11	21 M. RINALDI	ITA	Team Motocorsa Racing	Ducati Panigale V4R	IND				1		
12	7 I. LECUONA	ESP	Team HRC	Honda CBR1000 RR-R					1		
13	54 T. RAZGATLIOGLU	TUR	ROKIT BMW Motorrad WorldSBK Team	BMW M1000 RR					1		
14	31 G. GERLOFF	USA	Bonovo Action BMW	BMW M1000 RR					1		
15	53 T. RABAT	ESP	Kawasaki Puccetti Racing	Kawasaki ZX-10RR	IND				2		253,5
16	91 L. BERNARDI	SMR	Yamaha Motoxracing WorldSBK Team	Yamaha YZF R1	IND				1		
17	95 T. MACKENZIE	GBR	PETRONAS MIE Racing Honda	Honda CBR1000 RR-R	IND				1		
18	77 D. AEGERTER	SUI	GYTR GRT Yamaha WorldSBK Team	Yamaha YZF R1					1		
19	29 A. IANNONE	ITA	Team GoEleven	Ducati Panigale V4R	IND				0		
20	11 N. BULEGA	ITA	Aruba.it Racing - Ducati	Ducati Panigale V4R					0		
21	65 J. REA	GBR	Pata Prometeon Yamaha	Yamaha YZF R1					0		279,8
22	45 S. REDDING	GBR	Bonovo Action BMW	BMW M1000 RR					0		
23	60 M. VAN DER MARK	NED	ROKIT BMW Motorrad WorldSBK Team	BMW M1000 RR					0		

Qualifying Lap Time (105% of 1'42.132): 1'47.239

AIR	Humidity:	92%	Temp:	18°C
TRACK	Condition:	Dry	Temp:	19°C

Records	Pole	(SP)	2022	J.Rea	1'35.346	157,900	Km/h
	Race	(RC1)	2022	J.Rea	1'36.204	156,490	Km/h
	All Times	(SP)	2022	J.Rea	1'35.346	157,900	Km/h

Start End The results are provisional until the end of the time limit for protests and appeals
 13/10/2024 09:00 09:13 and the completion of the technical checks.

These data/results cannot be reproduced, stored and/or transmitted in whole or in part by any manner of electronic, mechanical, photocopying, recording, broadcasting or otherwise now known or herein after developed without the previous express consent by the copyright owner, except for reproduction in daily press and regular printed publications on sale to the public within 60 days of the event related to those data/results and always provided that copyright symbol appears together as follows below.

© DORNA WSBK ORGANIZATION Srl 2024

Estoril Round, 11-13 October 2024

Results Warm Up

Session Highlights

Local Time	No. Rider	Description
08.39.04		Patches of Water in Turn(s): 1 - 2 - 3 - 4 - 5 - 7 - 8 - 9
09.00.00		Start of Session
09.00.05		WorldSBK Pit Intervention Time: 1min 6secs
09.02.17	7 I. LECUDNA	#7 On Asphalt - Rejoined - Turn 8
09.02.18	21 M. RINALDI	#21 On Asphalt - Rejoined - Turn 8
09.13.45		End of Session

Fastest Laps Sequence

No.	Rider	Nat	Team	Bike	Local Time	Time	Gap	Avg
75	I. LOPES	POR	PETRONAS MIE Racing Honda	Honda CBR1000 RR-R	09:04'02.724	1'54.404		131,597
1	A. BAUTISTA	ESP	Aruba.it Racing - Ducati	Ducati Panigale V4R	09:04'09.674	1'49.850	-4.554	137,052
22	A. LOWES	GBR	Kawasaki Racing Team WorldSBK	Kawasaki ZX-10RR	09:04'27.920	1'49.086	-0.764	138,012
1	A. BAUTISTA	ESP	Aruba.it Racing - Ducati	Ducati Panigale V4R	09:05'54.971	1'45.297	-3.789	142,978
14	S. LOWES	GBR	ELF Marc VDS Racing Team	Ducati Panigale V4R	09:06'15.068	1'45.196	-0.101	143,116
1	A. BAUTISTA	ESP	Aruba.it Racing - Ducati	Ducati Panigale V4R	09:07'39.040	1'44.069	-1.127	144,666
1	A. BAUTISTA	ESP	Aruba.it Racing - Ducati	Ducati Panigale V4R	09:09'22.408	1'43.368	-0.701	145,647
14	S. LOWES	GBR	ELF Marc VDS Racing Team	Ducati Panigale V4R	09:09'43.308	1'43.173	-0.195	145,922
22	A. LOWES	GBR	Kawasaki Racing Team WorldSBK	Kawasaki ZX-10RR	09:09'43.354	1'42.132	-1.041	147,409

13/10/2024 Start End The results are provisional until the end of the time limit for protests and appeals and the completion of the technical checks.

These data/results cannot be reproduced, stored and/or transmitted in whole or in part by any manner of electronic, mechanical, photocopying, recording, broadcasting or otherwise now known or herein after developed without the previous express consent by the copyright owner, except for reproduction in daily press and regular printed publications on sale to the public within 60 days of the event related to those data/results and always provided that copyright symbol appears together as follows below.

© DORNA WSBK ORGANIZATION Srl 2024

Estoril Round, 11-13 October 2024

Best Sectors & Speed Warm Up

BEST LAP			
1	22	A. LOWES	Kawasaki ZX-10RR 1'42.132
2	97	X. VIERGE	Honda CBR1000 RR-R 1'42.571
3	1	A. BAUTISTA	Ducati Panigale V4R 1'42.795
4	47	A. BASSANI	Kawasaki ZX-10RR 1'43.040
5	14	S. LOWES	Ducati Panigale V4R 1'43.173
6	9	D. PETRUCCI	Ducati Panigale V4R 1'43.953
7	5	P. OETTL	Yamaha YZF R1 1'45.122
8	75	I. LOPES	Honda CBR1000 RR-R 1'46.380
9	28	B. RAY	Yamaha YZF R1 1'50.654
10	55	A. LOCATELLI	Yamaha YZF R1 1'58.474
11	7	I. LECUONA	Honda CBR1000 RR-R
12	11	N. BULEGA	Ducati Panigale V4R
13	21	M. RINALDI	Ducati Panigale V4R
14	29	A. IANNONE	Ducati Panigale V4R
15	31	G. GERLOFF	BMW M 1000 RR
16	45	S. REDDING	BMW M 1000 RR
17	53	T. RABAT	Kawasaki ZX-10RR
18	54	T. RAZGATLIOGLU	BMW M 1000 RR
19	60	M. VAN DER MARK	BMW M 1000 RR
20	65	J. REA	Yamaha YZF R1
21	77	D. AEGERTER	Yamaha YZF R1
22	91	L. BERNARDI	Yamaha YZF R1
23	95	T. MACKENZIE	Honda CBR1000 RR-R

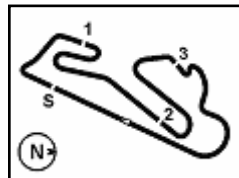
SPEED			
1	97	X. VIERGE	Honda CBR1000 RR-R 317,6
2	9	D. PETRUCCI	Ducati Panigale V4R 316,7
3	47	A. BASSANI	Kawasaki ZX-10RR 312,1
4	1	A. BAUTISTA	Ducati Panigale V4R 310,3
5	22	A. LOWES	Kawasaki ZX-10RR 306,8
6	14	S. LOWES	Ducati Panigale V4R 302,5
7	28	B. RAY	Yamaha YZF R1 298,3
8	75	I. LOPES	Honda CBR1000 RR-R 295,9
9	5	P. OETTL	Yamaha YZF R1 285,7
10	65	J. REA	Yamaha YZF R1 279,8
11	55	A. LOCATELLI	Yamaha YZF R1 273,4
12	53	T. RABAT	Kawasaki ZX-10RR 253,5

SEG. 1		SEG. 2		SEG. 3		SEG. 4	
1	47 A. BASSANI 21.755	1	14 S. LOWES 24.937	1	22 A. LOWES 23.953	1	22 A. LOWES 30.838
2	97 X. VIERGE 21.794	2	22 A. LOWES 24.937	2	14 S. LOWES 24.067	2	1 A. BAUTISTA 31.199
3	1 A. BAUTISTA 21.984	3	97 X. VIERGE 25.000	3	47 A. BASSANI 24.115	3	97 X. VIERGE 31.293
4	9 D. PETRUCCI 22.229	4	1 A. BAUTISTA 25.050	4	5 P. OETTL 24.161	4	14 S. LOWES 31.456
5	14 S. LOWES 22.348	5	47 A. BASSANI 25.550	5	1 A. BAUTISTA 24.258	5	47 A. BASSANI 31.594
6	22 A. LOWES 22.394	6	9 D. PETRUCCI 25.654	6	97 X. VIERGE 24.289	6	9 D. PETRUCCI 31.603
7	5 P. OETTL 22.917	7	5 P. OETTL 26.366	7	9 D. PETRUCCI 24.353	7	5 P. OETTL 31.678
8	75 I. LOPES 23.296	8	75 I. LOPES 26.741	8	75 I. LOPES 24.359	8	75 I. LOPES 31.941
9	28 B. RAY 23.788	9	54 T. RAZGATLIOGLU 27.343	9	54 T. RAZGATLIOGLU 25.554	9	21 M. RINALDI 32.607
10	55 A. LOCATELLI 24.462	10	7 I. LECUONA 27.976	10	28 B. RAY 25.584	10	54 T. RAZGATLIOGLU 33.020
11	53 T. RABAT 27.623	11	28 B. RAY 28.125	11	7 I. LECUONA 26.041	11	31 G. GERLOFF 33.061
		12	65 J. REA 28.772	12	21 M. RINALDI 26.379	12	28 B. RAY 33.157
		13	21 M. RINALDI 29.137	13	95 T. MACKENZIE 26.621	13	95 T. MACKENZIE 33.225
		14	31 G. GERLOFF 29.206	14	45 S. REDDING 26.814	14	7 I. LECUONA 33.733
		15	95 T. MACKENZIE 29.284	15	53 T. RABAT 27.029	15	77 D. AEGERTER 34.165
		16	55 A. LOCATELLI 29.388	16	31 G. GERLOFF 27.069	16	45 S. REDDING 34.193
		17	53 T. RABAT 29.921	17	55 A. LOCATELLI 27.861	17	53 T. RABAT 34.667
		18	77 D. AEGERTER 30.592	18	65 J. REA 28.667	18	65 J. REA 34.717
		19	45 S. REDDING 30.787	19	77 D. AEGERTER 28.763	19	55 A. LOCATELLI 34.962
		20	29 A. IANNONE 31.998	20	91 L. BERNARDI 29.553	20	91 L. BERNARDI 35.207
		21	91 L. BERNARDI 32.525	21	11 N. BULEGA 30.708		
		22	11 N. BULEGA 33.543	22	29 A. IANNONE 31.921		

13/10/2024

These data/results cannot be reproduced, stored and/or transmitted in whole or in part by any manner of electronic, mechanical, photocopying, recording, broadcasting or otherwise now known or herein after developed without the previous express consent by the copyright owner, except for reproduction in daily press and regular printed publications on sale to the public within 60 days of the event related to those data/results and always provided that copyright symbol appears together as follows below.

© DORNA WSBK ORGANIZATION Srl 2024



Circuito Estoril 4.182 m

Estoril Round, 11-13 October 2024

Ideal Times Warm Up

No.	Rider	Nat	Bike	Seg. 1	Seg. 2	Seg. 3	Seg. 4	Ideal Time		
				Diff. 1	Diff. 2	Diff. 3	Diff. 4	Best Lap	Pos.	Diff.
1	22 A. LOWES	GBR	Kawasaki ZX-10RR	22.394	24.937 +0.010	23.953	30.838	1'42.122	1	0.010
2	97 X. VIERGE	ESP	Honda CBR1000 RR-R	21.794	25.000	24.289	31.293 +0.195	1'42.376	2	0.195
3	1 A. BAUTISTA	ESP	Ducati Panigale V4R	21.984	25.050	24.258 +0.033	31.199 +0.271	1'42.491	3	0.304
4	14 S. LOWES	GBR	Ducati Panigale V4R	22.348	24.937 +0.138	24.067	31.456 +0.088	1'42.808	5	0.365
5	47 A. BASSANI	ITA	Kawasaki ZX-10RR	21.755	25.550	24.115	31.594 +0.026	1'43.014	4	0.026
6	9 D. PETRUCCI	ITA	Ducati Panigale V4R	22.229	25.654	24.353	31.603 +0.114	1'43.839	6	0.114
7	5 P. OETTL	GER	Yamaha YZF R1	22.917	26.366	24.161	31.678	1'45.122	7	
8	75 I. LOPES	POR	Honda CBR1000 RR-R	23.296	26.741	24.359	31.941 +0.043	1'46.337	8	0.043
9	28 B. RAY	GBR	Yamaha YZF R1	23.788	28.125	25.584	33.157	1'50.654	9	
10	55 A. LOCATELLI	ITA	Yamaha YZF R1	24.462 +1.801	29.388	27.861	34.962	1'56.673	10	1.801
	7 I. LECUONA	ESP	Honda CBR1000 RR-R					1'58.474		
	11 N. BULEGA	ITA	Ducati Panigale V4R							
	21 M. RINALDI	ITA	Ducati Panigale V4R							
	29 A. IANNONE	ITA	Ducati Panigale V4R							
	31 G. GERLOFF	USA	BMW M1000 RR							
	45 S. REDDING	GBR	BMW M1000 RR							
	53 T. RABAT	ESP	Kawasaki ZX-10RR							
	54 T. RAZGATLIOGLU	TUR	BMW M1000 RR							
	60 M. VAN DER MARK	NED	BMW M1000 RR							
	65 J. REA	GBR	Yamaha YZF R1							
	77 D. AEGERTER	SUI	Yamaha YZF R1							
	91 L. BERNARDI	SMR	Yamaha YZF R1							
	95 T. MACKENZIE	GBR	Honda CBR1000 RR-R							
Overall Ideal Time				21.755	24.937	23.953	30.838	1'41.483		

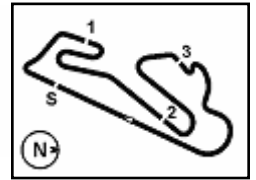
13/10/2024

These data/results cannot be reproduced, stored and/or transmitted in whole or in part by any manner of electronic, mechanical, photocopying, recording, broadcasting or otherwise now known or herein after developed without the previous express consent by the copyright owner, except for reproduction in daily press and regular printed publications on sale to the public within 60 days of the event related to those data/results and always provided that copyright symbol appears together as follows below.

© DORNA WSBK ORGANIZATION Srl 2024

FIGR PERUGIA TIMING





Estoril Round, 11-13 October 2024

Chronological Analysis Warm Up

1° 22 A. LOWES [1'42.132]							
Lap	Seg1	Seg2	Seg3	Seg4	Lap Time	km/h	Local Time
1		30.606	28.016	33.253			
2	24.463	27.301	25.493	31.829	1'49.086	300,0	9:04'27.920
3	23.047	26.434	25.657	31.547	1'46.685	305,1	9:06'14.605
4	22.906	26.985	25.452	31.274	1'46.617	305,9	9:08'01.222
5	22.394	24.947	23.953	30.838	1'42.132	306,8	9:09'43.354
6	22.961	24.937	23.983	31.348	1'43.229	270,7	9:11'26.583

2	26.571	28.865	26.186	32.782	1'54.404	223,1	9:04'02.724
3	24.895	29.082	26.229	43.015	2'03.221P	263,4	9:06'05.945
4	1'20.665	27.849	24.849	31.941	2'45.304P		9:08'51.249
5	23.296	26.741	24.359	31.984	1'46.380	295,9	9:10'37.629

2° 97 X. VIERGE [1'42.571]							
Lap	Seg1	Seg2	Seg3	Seg4	Lap Time	km/h	Local Time
1		32.483	29.641	34.013			
2	24.911	28.095	26.450	33.197	1'52.653	268,0	9:04'20.896
3	23.396	27.245	26.132	32.853	1'49.626	286,5	9:06'10.522
4	22.441	25.950	25.137	31.293	1'44.821	315,8	9:07'55.343
5	23.223	26.320	24.582	32.040	1'46.165	305,9	9:09'41.508
6	21.794	25.000	24.289	31.488	1'42.571	317,6	9:11'24.079

9° 28 B. RAY [1'50.654]							
Lap	Seg1	Seg2	Seg3	Seg4	Lap Time	km/h	Local Time
1		32.864	29.246	47.382			
2	4'58.669	29.348	26.502	33.869	6'28.388P		9:09'07.385
3	23.788	28.125	25.584	33.157	1'50.654	298,3	9:10'58.039

3° 1 A. BAUTISTA [1'42.795]							
Lap	Seg1	Seg2	Seg3	Seg4	Lap Time	km/h	Local Time
1		30.138	28.136	36.157			
2	24.948	27.140	25.537	32.225	1'49.850	253,5	9:04'09.674
3	22.876	25.918	25.024	31.479	1'45.297	293,5	9:05'54.971
4	22.339	25.802	24.537	31.391	1'44.069	310,3	9:07'39.040
5	22.501	25.410	24.258	31.199	1'43.368	303,4	9:09'22.408
6	21.984	25.050	24.291	31.470	1'42.795	299,2	9:11'05.203

10° 55 A. LOCATELLI [1'58.474]							
Lap	Seg1	Seg2	Seg3	Seg4	Lap Time	km/h	Local Time
1		31.514	28.716	35.142			
2	26.263	29.388	27.861	34.962	1'58.474	251,7	9:04'21.987
3	24.462	30.400	27.985	41.418	2'04.265P	273,4	9:06'26.252

4° 47 A. BASSANI [1'43.040]							
Lap	Seg1	Seg2	Seg3	Seg4	Lap Time	km/h	Local Time
1		28.828	26.177	33.266			
2	22.640	26.177	24.323	31.594	1'44.734	296,7	9:09'29.315
3	21.755	25.550	24.115	31.620	1'43.040	312,1	9:11'12.355

11° 21 M. RINALDI							
Lap	Seg1	Seg2	Seg3	Seg4	Lap Time	km/h	Local Time
1		30.080					
2	6'53.075	29.137	26.379	32.607	8'21.198P		9:10'43.710

5° 14 S. LOWES [1'43.173]							
Lap	Seg1	Seg2	Seg3	Seg4	Lap Time	km/h	Local Time
1		30.998	28.007	33.147			
2	25.498	27.270	25.817	31.634	1'50.219	246,6	9:04'29.872
3	22.975	25.628	25.022	31.571	1'45.196	300,0	9:06'15.068
4	22.855	25.888	24.868	31.456	1'45.067	302,5	9:08'00.135
5	22.348	25.075	24.206	31.544	1'43.173	300,0	9:09'43.308
6	22.459	24.937	24.067	31.789	1'43.252	294,3	9:11'26.560

12° 7 I. LECUONA							
Lap	Seg1	Seg2	Seg3	Seg4	Lap Time	km/h	Local Time
1		29.779					
2	6'52.724	27.976	26.041	33.733	8'20.474P		9:10'38.510

6° 9 D. PETRUCCI [1'43.953]							
Lap	Seg1	Seg2	Seg3	Seg4	Lap Time	km/h	Local Time
1		33.276	29.384	34.571			
2	24.598	28.185	26.465	33.341	1'52.589	282,0	9:04'20.623
3	23.232	27.201	25.943	32.355	1'48.731	311,2	9:06'09.354
4	22.919	26.162	25.193	31.603	1'45.877	314,9	9:07'55.231
5	22.779	25.680	24.652	31.684	1'44.795	316,7	9:09'40.026
6	22.229	25.654	24.353	31.717	1'43.953	312,1	9:11'23.979

13° 29 A. IANNONE							
Lap	Seg1	Seg2	Seg3	Seg4	Lap Time	km/h	Local Time
1		31.998	31.921	45.564			

7° 5 P. OETTL [1'45.122]							
Lap	Seg1	Seg2	Seg3	Seg4	Lap Time	km/h	Local Time
1		31.890	28.838	44.510			
2	3'59.375	29.978	27.123	33.244	5'29.720P		9:07'54.264
3	24.000	27.659	25.124	31.927	1'48.710	282,7	9:09'42.974
4	22.917	26.366	24.161	31.678	1'45.122	285,7	9:11'28.096

14° 54 T. RAZGATLIOGLU							
Lap	Seg1	Seg2	Seg3	Seg4	Lap Time	km/h	Local Time
1		31.100	29.109	42.930			
2	7'21.453	27.343	25.554	33.020	8'47.370P		9:11'13.478

8° 75 I. LOPES [1'46.380]							
Lap	Seg1	Seg2	Seg3	Seg4	Lap Time	km/h	Local Time
1		30.215	26.472	34.133			

15° 31 G. GERLOFF							
Lap	Seg1	Seg2	Seg3	Seg4	Lap Time	km/h	Local Time
1		31.086	29.642	44.464			
2	6'33.495	29.206	27.069	33.061	8'02.831P		9:10'31.978

16° 53 T. RABAT							
Lap	Seg1	Seg2	Seg3	Seg4	Lap Time	km/h	Local Time
1		35.493	30.680	36.631			
2	27.623	32.294	27.593	42.995	2'10.505P	253,5	9:04'43.202
3	5'27.643	29.921	27.029	34.667	6'59.260P		9:11'42.462

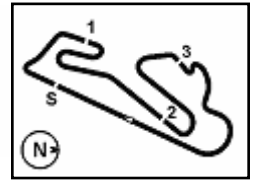
13/10/2024 P = Pits In/Out - C = Lap Time Cancelled

17° 91 L. BERNARDI							
Lap	Seg1	Seg2	Seg3	Seg4	Lap Time	km/h	Local Time
1		35.725	31.862	48.492			
2	6'11.445	32.525	29.553	35.207	7'48.730P		9:10'35.320

These data/results cannot be reproduced, stored and/or transmitted in whole or in part by any manner of electronic, mechanical, photocopying, recording, broadcasting or otherwise now known or herein after developed without the previous express consent by the copyright owner, except for reproduction in daily press and regular printed publications on sale to the public within 60 days of the event related to those data/results and always provided that copyright symbol appears together as follows below.

18° 11 N. BULEGA							
Lap	Seg1	Seg2	Seg3	Seg4	Lap Time	km/h	Local Time
1		33.543	30.708	49.072			

19° 95 T. MACKENZIE							
Lap	Seg1	Seg2	Seg3	Seg4	Lap Time	km/h	Local Time
1		32.124	29.099	47.708			



2 6'42.416 29.284 26.621 33.225 8'11.546P 9:11'01.780

20° 77 D. AEGERTER						
Lap	Seg.1	Seg.2	Seg.3	Seg.4	Lap Time	Local Time
1		32.721	28.763	46.371		
2	6'32.658	30.592	30.909	34.165	8'08.324P	9:11'03.410

21° 65 J. REA						
Lap	Seg.1	Seg.2	Seg.3	Seg.4	Lap Time	Local Time
1		28.772	28.667	34.717		
2					279,8	

22° 45 S. REDDING						
Lap	Seg.1	Seg.2	Seg.3	Seg.4	Lap Time	Local Time
1		30.787	26.814	34.193		

13/10/2024 P = Pits In/Dut - C = Lap Time Cancelled

These data/results cannot be reproduced, stored and/or transmitted in whole or in part by any manner of electronic, mechanical, photocopying, recording, broadcasting or otherwise now known or herein after developed without the previous express consent by the copyright owner, except for reproduction in daily press and regular printed publications on sale to the public within 60 days of the event related to those data/results and always provided that copyright symbol appears together as follows below.

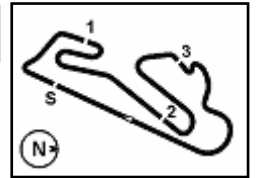
© DORNA WSBK ORGANIZATION Srl 2024

Estoril Round, 11-13 October 2024

Best Laps & Speeds

No.	Rider	Nat	Best Lap		FP1		FP2		FP3		SP		RC1		WUP			
			LL	SPD	LL	SPD	LL	SPD	LL	SPD	LL	SPD	LL	SPD	LL	SPD		
1	54 T. RAZGATLIOGLU BMW M 1000 RR	TUR	1'37.149 48 319,5		1'52.344 6 302,5		1'37.355 8 310,3		1'53.368 7 296,7		1'52.430 5 305,9		1'37.149 21 319,5		1			
2	11 N. BULEGA Ducati Panigale V4R	ITA	1'37.406 52 322,4		1'53.291 6 300,0		1'38.395 12 311,2		1'55.553 6 298,3		1'53.429 7 300,0		1'37.406 21 322,4					
3	1 A. BAUTISTA Ducati Panigale V4R	ESP	1'37.461 67 321,4		1'53.247 16 298,3		1'38.247 11 314,0		1'54.410 10 295,1		1'54.239 6 295,9		1'37.461 19 321,4		5 310,3			
4	7 I. LECUONA Honda CBR1000 RR-R	ESP	1'37.584 57 316,7		1'54.326 16 298,3		1'38.249 13 308,6				1'54.678 6 298,3		1'37.584 21 316,7		1			
5	55 A. LOCATELLI Yamaha YZF R1	ITA	1'37.708 52 307,7		1'53.692 15 297,5		1'38.702 8 302,5		1'54.454 6 300,8		1'53.357 7 296,7		1'37.708 14 307,7		2 273,4			
6	22 A. LOWES Kawasaki ZX-10RR	GBR	1'37.830 49 315,8		1'52.778 8 295,9		1'38.074 10 306,8		1'56.279 1 295,9		1'53.937 4 298,3		1'37.830 21 315,8		5 306,8			
7	47 A. BASSANI Kawasaki ZX-10RR	ITA	1'37.881 37 315,8		1'54.113 10 289,5		1'38.437 12 309,5				1'54.049 7 305,9		1'37.881 6 315,8		2 312,1			
8	31 G. GERLOFF BMW M 1000 RR	USA	1'37.920 59 317,6		1'54.264 18 300,0		1'38.438 13 314,9				1'55.887 6 301,7		1'37.920 21 317,6		1			
9	65 J. REA Yamaha YZF R1	GBR	1'37.922 58 308,6		1'53.229 11 296,7		1'38.572 12 307,7		1'53.126 8 297,5		1'52.939 6 300,0		1'37.922 21 308,6		279,8			
10	60 M. VAN DER MARK BMW M 1000 RR	NED	1'38.009 52 315,8		1'55.496 5 272,0		1'39.675 9 312,1		1'54.386 10 300,0		1'53.628 7 295,9		1'38.009 21 315,8					
11	9 D. PETRUCCI Ducati Panigale V4R	ITA	1'38.065 52 316,7		1'52.650 14 303,4		1'38.065 12 312,1		1'53.358 8 303,4		1'52.512 7 305,9		1'38.080 6 314,9		5 316,7			
12	97 X. VIERGE Honda CBR1000 RR-R	ESP	1'38.075 67 319,5		1'54.015 18 303,4		1'38.446 9 315,8		1'54.832 8 300,0		1'54.575 6 301,7		1'38.075 21 319,5		5 317,6			
13	29 A. IANNONE Ducati Panigale V4R	ITA	1'38.296 56 315,8		1'56.343 15 295,1		1'39.121 10 311,2		1'57.948 4 290,3		1'54.516 6 307,7		1'38.296 21 315,8					
14	45 S. REDDING BMW M 1000 RR	GBR	1'38.505 52 316,7		1'54.300 16 296,7		1'39.529 9 308,6		1'56.764 1 268,0		1'56.764 5 298,3		1'38.505 21 316,7					
15	53 T. RABAT Kawasaki ZX-10RR	ESP	1'38.520 73 319,5		1'56.854 21 291,1		1'39.363 13 311,2		1'56.236 9 299,2		1'58.407 7 292,7		1'38.520 21 319,5		2 253,5			
16	21 M. RINALDI Ducati Panigale V4R	ITA	1'38.595 63 316,7		1'53.700 19 298,3		1'38.595 11 309,5		1'55.425 5 296,7		1'55.252 6 299,2		1'38.726 21 316,7		1			
17	14 S. LOWES Ducati Panigale V4R	GBR	1'38.688 64 312,1		1'54.972 14 279,8		1'39.396 11 304,2		1'56.506 6 280,5		1'53.673 7 295,9		1'38.688 21 312,1		5 302,5			
18	77 D. AEGERTER Yamaha YZF R1	SUI	1'38.778 58 313,0		1'57.255 16 293,5		1'40.885 11 306,8		2'00.885 2 291,1		1'56.346 7 297,5		1'38.778 21 313,0		1			
19	87 R. GARDNER Yamaha YZF R1	AUS	1'38.841 41 308,6		1'54.595 16 285,7		1'38.841 11 308,6		1'55.960 6 294,3		1'55.262 7 298,3		1 305,1					
20	28 B. RAY Yamaha YZF R1	GBR	1'38.909 60 309,5		1'54.554 16 291,1		1'39.463 11 307,7		1'59.412 3 288,8		1'57.941 7 295,1		1'38.909 21 309,5		2 298,3			
21	75 I. LOPES Honda CBR1000 RR-R	POR	1'39.428 66 305,1		1'55.671 14 294,3		1'39.428 11 302,5		1'57.728 9 297,5		1'58.107 7 295,9		1'39.544 21 305,1		4 295,9			
22	5 P. OETTL Yamaha YZF R1	GER	1'39.549 56 306,8		1'56.982 14 290,3		1'39.877 13 301,7				2'00.479 5 285,7		1'39.549 21 306,8		3 285,7			
23	95 T. MACKENZIE Honda CBR1000 RR-R	GBR	1'39.661 54 311,2		1'52.994 13 296,7		1'41.157 8 300,0		1'55.966 4 295,9		1'53.796 7 298,3		1'39.661 21 311,2		1			
24	91 L. BERNARDI Yamaha YZF R1	SMR	1'40.509 65 302,5		1'58.425 18 284,2		1'42.754 12 302,5		1'59.248 9 275,5		1'57.623 7 281,3		1'40.509 18 300,0		1			

13/10/2024
 These data/results cannot be reproduced, stored and/or transmitted in whole or in part by any manner of electronic, mechanical, photocopying, recording, broadcasting or otherwise now known or herein after developed without the previous express consent by the copyright owner, except for reproduction in daily press and regular printed publications on sale to the public within 60 days of the event related to those data/results and always provided that copyright symbol appears together as follows below.
 © DORNA WSBK ORGANIZATION Srl 2024



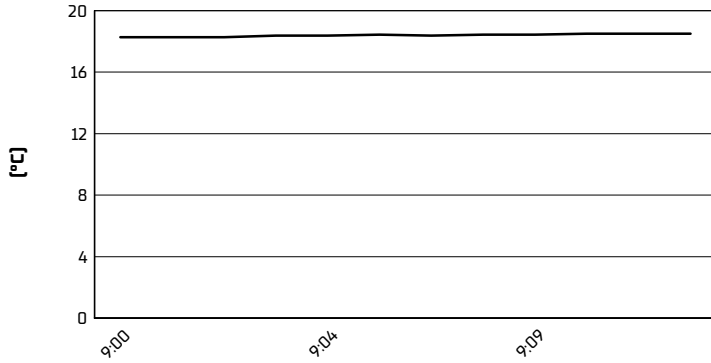
Circuito Estoril 4.182 m

Estoril Round, 11-13 October 2024

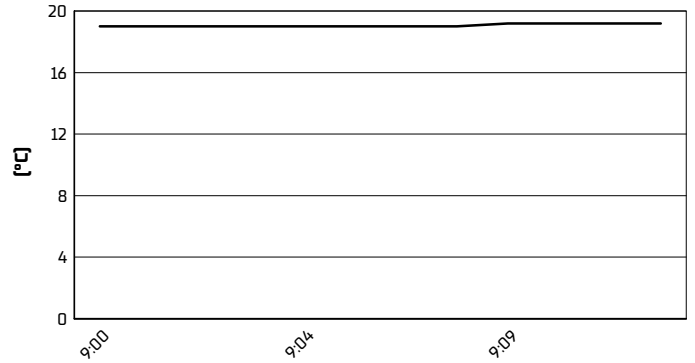
Weather Report Warm Up

Session started 09:00 - Session ended 9:13


Air Temperature



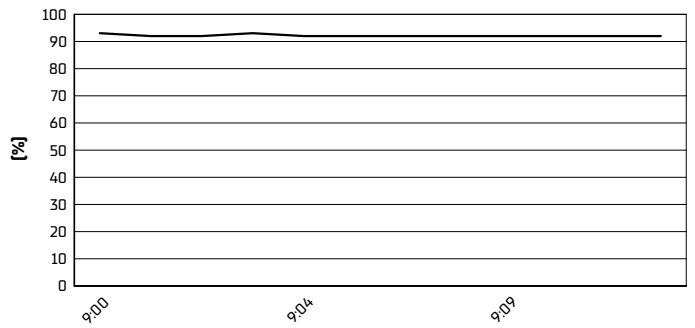
Track Temperature



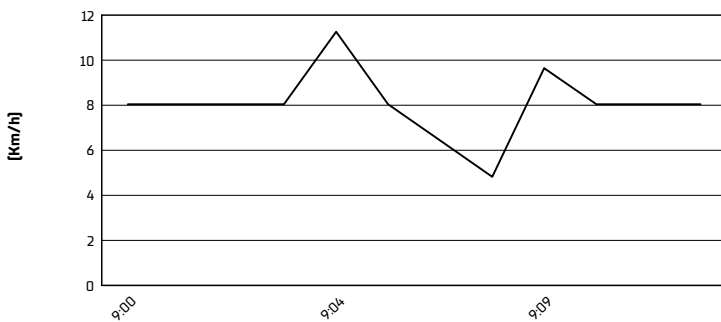
Air Pressure



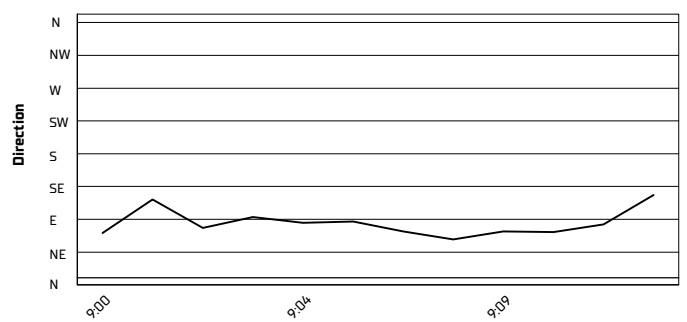
Humidity



Wind Speed



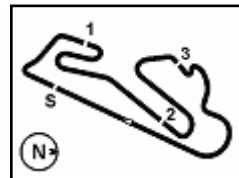
Wind Direction



13/10/2024

These data/results cannot be reproduced, stored and/or transmitted in whole or in part by any manner of electronic, mechanical, photocopying, recording, broadcasting or otherwise now known or herein after developed without the previous express consent by the copyright owner, except for reproduction in daily press and regular printed publications on sale to the public within 60 days of the event related to those data/results and always provided that copyright symbol appears together as follows below.

© DORNA WSBK ORGANIZATION Srl 2024



Circuito Estoril 4.182 m

Estoril Round, 11-13 October 2024

Starting Grid - Tissot Superpole Race (10 Laps x 4,182 km = 41,820 km)

1	1	54 RAZGATLIOGLU T. BMW 1'52.430	2	9 PETRUCCI D. Ducati 1'52.512	3	65 REA J. Yamaha 1'52.939
2	4	55 LOCATELLI A. Yamaha 1'53.357	5	11 BULEGA N. Ducati 1'53.429	6	60 VAN DER MARK M. BMW 1'53.628
3	7	14 LOWES S. Ducati 1'53.673	8	95 MACKENZIE T. Honda 1'53.796	9	22 LOWES A. Kawasaki 1'53.937
4	10	47 BASSANI A. Kawasaki 1'54.049	11	1 BAUTISTA A. Ducati 1'54.239	12	29 IANNONE A. Ducati 1'54.516
5	13	97 VIERGE X. Honda 1'54.575	14	7 LECUONA I. Honda 1'54.678	15	21 RINALDI M. Ducati 1'55.252
6	16	31 GERLOFF G. BMW 1'55.887	17	77 AEGERTER D. Yamaha 1'56.346	18	45 REDDING S. BMW 1'56.764
7	19	91 BERNARDI L. Yamaha 1'57.623	20	28 RAY B. Yamaha 1'57.941	21	75 LOPES I. Honda 1'58.107
8	22	53 RABAT T. Kawasaki 1'58.407	23	5 OETTL P. Yamaha 2'00.479		

N.87 (Gardner R.) will not take part in the race. Declared unfit after Race 1

13/10/2024 The Race Director

These data/results cannot be reproduced, stored and/or transmitted in whole or in part by any manner of electronic, mechanical, photocopying, recording, broadcasting or otherwise now known or herein after developed without the previous express consent by the copyright owner, except for reproduction in daily press and regular printed publications on sale to the public within 60 days of the event related to those data/results and always provided that copyright symbol appears together as follows below. © DORNA WSBK ORGANIZATION Srl 2024