

Estoril Round, 11-13 October 2024
Biographical Entry List

No.	Rider (Abbreviation)	Age	Date of Birth	Place of Birth	Nat	Bike Team	Wins 2024	Podiums 2024	Pole 2024	Races 2024	Tyres	Class
1	3 DE ROSA Raffaele [DeR]	37	25/03/1987	Napoli	ITA	QJMOTOR SRK 800 RR QJMOTOR Factory Racing	1	19		156	Pirelli	*
2	5 ANTONELLI Niccolò [Ant]	28	23/02/1996	Cattolica	ITA	Ducati Panigale V2 Ecosantagata Althea Racing Team				19	Pirelli	
3	7 BALDASSARRI Lorenzo [Bal]	27	06/11/1996	San Severino Marche	ITA	Triumph Street Triple RS 765 WRP by SKM-Triumph	4	16	2	38	Pirelli	
4	9 NAVARRO Jorge [Nav]	28	03/02/1996	Valencia	ESP	Ducati Panigale V2 Orelac Racing Verdunatura		3		44	Pirelli	
5	11 BENDSNEYDER Bo [Ben]	25	04/03/1999	Rotterdam	NED	MV Agusta F3 800 RR MV Agusta Reparto Corse		2		20	Pirelli	
6**	16 ANUAR Azroy [Anu]	24	17/11/1999	Kuala Lumpur	MAS	Honda CBR600RR PETRONAS MIE Racing Honda				2	Pirelli	
7	17 MCPHEE John [McP]	30	14/07/1994	Oban, Argyll And Bute	GBR	Triumph Street Triple RS 765 WRP by SKM-Triumph		1		42	Pirelli	
8	22 FULIGNI Federico [Ful]	29	01/06/1995	Bologna	ITA	Ducati Panigale V2 Orelac Racing Verdunatura				93	Pirelli	*
9	23 SCHROETTER Marcel [Sch]	31	02/01/1993	Landsberg Am Lech	GER	MV Agusta F3 800 RR MV Agusta Reparto Corse		11	4	46	Pirelli	
10	27 TOBA Kaito [Tob]	24	07/04/2000	Fukuova	JPN	Honda CBR600RR PETRONAS MIE Racing Honda				20	Pirelli	
11	28 VAN STRAALLEN Glenn [vSt]	24	30/09/2000	Hoogkarspel	NED	Yamaha YZF R6 Pata Yamaha Ten Kate Racing	1	5		97	Pirelli	
12	29 MORENO Guillermo [Mor]	19	01/08/2005	Mérida	MEX	Kawasaki ZX-6R VIAMO Racing by MTM		2		20	Pirelli	
13	32 BAYLISS Oliver [Bay]	21	20/09/2003	Monaco	AUS	Ducati Panigale V2 D34G Racing WorldSSP Team				55	Pirelli	
14*	37 RIBEIRO Goncalo [Rib]	19	11/07/2005	Lousada	POR	Yamaha YZF R6 FIFTY Motorsport				20	Pirelli	
15	39 KEANKUM Krittapat [Kea]	19	22/02/2005	Nonthabuuri	THA	Yamaha YZF R6 Yamaha Thailand Racing Team				12	Pirelli	
16	40 CORSI Simone [Cor]	37	24/04/1987	Roma	ITA	Ducati Panigale V2 Renzi Corse				24	Pirelli	*
17	50 VOSTATEK Ondrej [Vos]	20	26/08/2004	Praha 4	CZE	Triumph Street Triple RS 765 PTR Triumph				60	Pirelli	
18	53 DEBISE Valentin [Deb]	32	12/02/1992	Albi	FRA	Yamaha YZF R6 Evan Bros. WorldSSP Yamaha Team		7		66	Pirelli	
19	54 SOFUOGLU Bahattin [Sof]	21	19/08/2003	Adapazari	TUR	Yamaha YZF R6 Yamaha Thailand Racing Team	1	4		59	Pirelli	
20	55 MONTELLA Yari [Mon]	24	05/01/2000	Oliveto Citra	ITA	Ducati Panigale V2 Barni Spark Racing Team	7	18	2	66	Pirelli	
21	61 ONCU Can [Onc]	21	26/07/2003	Alanya	TUR	Kawasaki ZX-6R Kawasaki Puccetti Racing	6	12	2	20	Pirelli	
22	62 MANZI Stefano [Man]	25	29/03/1999	Rimini	ITA	Kawasaki ZX-6R Kawasaki Puccetti Racing	1	14		96	Pirelli	
23	64 CARICASULO Federico [Car]	28	06/04/1996	Ravenna	ITA	Yamaha YZF R6 Pata Yamaha Ten Kate Racing	7	37	2	69	Pirelli	
24	66 TUULI Niki [Tuu]	28	26/10/1995	Imatra	FIN	MV Agusta F3 800 RR Motozoo ME AIR Racing	7	35	12	137	Pirelli	
25	68 POWER Luke [Pow]	19	30/11/2004	Ferntree Gully	AUS	Ducati Panigale V2 EAB Racing Team	3	12	2	104	Pirelli	
26	69 BOOTH-AMOS Thomas [Boo]	28	12/03/1996	Stafford	GBR	MV Agusta F3 800 RR Motozoo ME AIR Racing	1	2		36	Pirelli	*
27	71 EDWARDS Tom [Edw]	23	09/07/2001	Wellington	AUS	Triumph Street Triple RS 765 PTR Triumph		1		57	Pirelli	
28	72 RUIZ Yeray [Rui]	21	15/08/2003	Malaga	ESP	Ducati Panigale V2 D34G Racing WorldSSP Team				42	Pirelli	*
29	74 BIESIEKIRSKI Piotr [Bie]	23	25/09/2001	Warszawa	POL	Yamaha YZF R6 VFT Racing Yamaha				14	Pirelli	
30	77 PONS Miquel [Pon]	27	01/08/1997	Cami Blanc S/N Campanet	ESP	Ducati Panigale V2 Ecosantagata Althea Racing Team				17	Pirelli	
31	89 BIN PAWI Khairul Idham [Bin]	26	20/09/1998	Perak	MAS	Yamaha YZF R6 Team Prodina AltoGo				12	Pirelli	*
32	94 MAHIAS Lucas [Mah]	35	14/04/1989	Mont de Marsan	FRA	Honda CBR600RR PETRONAS MIE Racing Honda				22	Pirelli	
33	99 HUERTAS Adrian [Hue]	21	21/08/2003	Parla - Madrid	ESP	Yamaha YZF R6 GMT94 Yamaha	9	30	8	92	Pirelli	
							10	15	7	64	Pirelli	
							10	15	7	20		

Estoril Round, 11-13 October 2024
Results Free Practice

Circuito Estoril 4.182 m

1 / 4

No.	Rider	Nat	Team	Bike	Class	Time	Gap	Rel.	Laps	Speed	
										Avg	Max
1	3 R. DE ROSA	ITA	QJMOTOR Factory Racing	QJMOTOR SRK 800 RR	*	1'56.918			16	128,767	261,5
2	55 Y. MONTELLA	ITA	Barni Spark Racing Team	Ducati Panigale V2		1'56.967	0.049	0.049	18	128,713	264,1
3	53 V. DEBISE	FRA	Evan Bros. WorldSSP Yamaha Team	Yamaha YZF R6		1'57.332	0.414	0.365	14	128,313	256,5
4	9 J. NAVARRO	ESP	Orelac Racing Verdnavatura	Ducati Panigale V2		1'57.704	0.786	0.372	16	127,907	263,4
5	11 B. BENDSNEYDER	NED	MV Agusta Reparto Corse	MV Agusta F3 800 RR		1'57.738	0.820	0.034	19	127,870	258,4
6	62 S. MANZI	ITA	Pata Yamaha Ten Kate Racing	Yamaha YZF R6		1'57.868	0.950	0.130	15	127,729	265,4
7	64 F. CARICASULO	ITA	Motozoo ME AIR Racing	MV Agusta F3 800 RR		1'58.136	1.218	0.268	13	127,440	265,4
8	68 L. POWER	AUS	Motozoo ME AIR Racing	MV Agusta F3 800 RR	*	1'58.478	1.560	0.342	11	127,072	258,4
9	5 N. ANTONELLI	ITA	Ecosantagata Althea Racing Team	Ducati Panigale V2		1'58.511	1.593	0.033	19	127,036	261,5
10	74 P. BIESIEKIRSKI	POL	Ecosantagata Althea Racing Team	Ducati Panigale V2		1'58.781	1.863	0.270	13	126,748	263,4
11	66 N. TUULI	FIN	EAB Racing Team	Ducati Panigale V2		1'58.801	1.883	0.020	12	126,726	255,9
12	89 K. BIN PAWI	MAS	PETRONAS MIE Racing Honda	Honda CBR600RR		1'58.802	1.884	0.001	13	126,725	260,2
13	99 A. HUERTAS	ESP	Aruba.it Racing WorldSSP Team	Ducati Panigale V2		1'58.804	1.886	0.002	15	126,723	262,8
14	40 S. CORSI	ITA	Renzi Corse	Ducati Panigale V2	*	1'58.886	1.968	0.082	14	126,636	260,2
15	7 L. BALDASSARRI	ITA	WRP by SKM-Triumph	Triumph Street Triple RS 765		1'58.918	2.000	0.032	15	126,602	254,1
16	94 L. MAHIAS	FRA	GMT94 Yamaha	Yamaha YZF R6		1'59.046	2.128	0.128	13	126,465	255,3
17	17 J. MCPHEE	GBR	WRP by SKM-Triumph	Triumph Street Triple RS 765		1'59.049	2.131	0.003	12	126,462	255,9
18	23 M. SCHROETTER	GER	MV Agusta Reparto Corse	MV Agusta F3 800 RR		1'59.099	2.181	0.050	16	126,409	257,8
19	39 K. KEANKUM	THA	Yamaha Thailand Racing Team	Yamaha YZF R6		1'59.231	2.313	0.132	16	126,269	259,0
20	16 A. ANUAR	MAS	PETRONAS MIE Racing Honda	Honda CBR600RR		1'59.440	2.522	0.209	13	126,048	260,2
21	32 O. BAYLISS	AUS	D34G Racing WorldSSP Team	Ducati Panigale V2		1'59.906	2.988	0.466	17	125,558	260,9
22	61 C. ONCU	TUR	Kawasaki Puccetti Racing	Kawasaki ZX-6R		1'59.942	3.024	0.036	5	125,521	262,8
23	27 K. TOBA	JPN	PETRONAS MIE Racing Honda	Honda CBR600RR		2'00.516	3.598	0.574	16	124,923	262,8
24	69 T. BOOTH-AMOS	GBR	PTR Triumph	Triumph Street Triple RS 765		2'00.634	3.716	0.118	9	124,801	257,1
25	28 G. VAN STRAALEN	NED	Pata Yamaha Ten Kate Racing	Yamaha YZF R6		2'00.729	3.811	0.095	9	124,702	260,2
26	22 F. FULIGNI	ITA	Orelac Racing Verdnavatura	Ducati Panigale V2	*	2'01.094	4.176	0.365	13	124,327	265,4
27	37 G. RIBEIRO	POR	FIFTY Motorsport	Yamaha YZF R6		2'01.724	4.806	0.630	14	123,683	245,5
28	29 G. MORENO	MEX	VIAMO Racing by MTM	Kawasaki ZX-6R		2'01.849	4.931	0.125	19	123,556	257,1
29	72 Y. RUIZ	ESP	VFT Racing Yamaha	Yamaha YZF R6		2'02.478	5.560	0.629	17	122,922	251,2
Out 105% in this Session											
30	50 O. VOSTATEK	CZE	PTR Triumph	Triumph Street Triple RS 765		2'02.945	6.027	0.467	14	122,455	254,1
31	54 B. SOFUOGLU	TUR	Yamaha Thailand Racing Team	Yamaha YZF R6		2'02.980	6.062	0.035	5	122,420	260,9
32	71 T. EDWARDS	AUS	D34G Racing WorldSSP Team	Ducati Panigale V2	*	2'11.966	15.048	8.986	1	114,084	242,7
33	77 M. PONS	ESP	Team Prodina AltoGo	Yamaha YZF R6	*				4		

Qualifying Lap Time [105% of 1'56.918]: **2'02.764**

* WorldSSP Challenge

AIR	Humidity:	96%	Temp:	19°C
TRACK	Condition:	Wet	Temp:	21°C

Records	Pole	(SP)	2022	D.Aegerter	1'39.046	152,000	Km/h
	Race	(RC1)	2020	I.Vinales	1'40.053	150,470	Km/h
	All Times	(SP)	2022	D.Aegerter	1'39.046	152,000	Km/h

Start 11/10/2024 11:20 End 12:34 The results are provisional until the end of the time limit for protests and appeals and the completion of the technical checks.

These data/results cannot be reproduced, stored and/or transmitted in whole or in part by any manner of electronic, mechanical, photocopying, recording, broadcasting or otherwise now known or herein after developed without the previous express consent by the copyright owner, except for reproduction in daily press and regular printed publications on sale to the public within 60 days of the event related to those data/results and always provided that copyright symbol appears together as follows below.

© DORNA WSBK ORGANIZATION Srl 2024

Estoril Round, 11-13 October 2024
Results Free Practice

Circuito Estoril 4.182 m

2 / 4

Session Highlights

Local Time	No. Rider	Description
11.20.00		Start of Session
11.20.10		WorldSSP Pit Intervention Time: 1min 21secs
11.21.47	61 C. ONCU	#61 Crashed - Turn 7
11.24.08	74 P. BIESIEKIRSKI	#74 Lap Time Cancelled (First Lap) - Yellow Flag - Turn 7-8
11.24.10	71 T. EDWARDS	#71 Lap Time Cancelled (First Lap) - Yellow Flag - Turn 7-8
11.24.14	55 Y. MONTELLA	#55 Lap Time Cancelled (First Lap) - Yellow Flag - Turn 7-8
11.24.16	32 O. BAYLISS	#32 Lap Time Cancelled (First Lap) - Yellow Flag - Turn 7-8
11.24.19	29 G. MORENO	#29 Lap Time Cancelled (First Lap) - Yellow Flag - Turn 7-8
11.24.22	16 A. ANUAR	#16 Lap Time Cancelled (First Lap) - Yellow Flag - Turn 7-8
11.24.25	40 S. CORSI	#40 Lap Time Cancelled (First Lap) - Yellow Flag - Turn 7-8
11.24.29	53 V. DEBISE	#53 Lap Time Cancelled (First Lap) - Yellow Flag - Turn 7-8
11.24.31	27 K. TOBA	#27 Lap Time Cancelled (First Lap) - Yellow Flag - Turn 7-8
11.24.34	89 K. BIN PAWI	#89 Lap Time Cancelled (First Lap) - Yellow Flag - Turn 7-8
11.24.37	66 N. TUULI	#66 Lap Time Cancelled (First Lap) - Yellow Flag - Turn 7-8
11.24.43	64 F. CARICASULO	#64 Lap Time Cancelled (First Lap) - Yellow Flag - Turn 7-8
11.24.46	23 M. SCHROETTER	#23 Lap Time Cancelled (First Lap) - Yellow Flag - Turn 7-8
11.24.49	9 J. NAVARRO	#9 Lap Time Cancelled (First Lap) - Yellow Flag - Turn 7-8
11.24.52	99 A. HUERTAS	#99 Lap Time Cancelled (First Lap) - Yellow Flag - Turn 7-8
11.24.55	68 L. POWER	#68 Lap Time Cancelled (First Lap) - Yellow Flag - Turn 7-8
11.24.58	11 B. BENDSNEYDER	#11 Lap Time Cancelled (First Lap) - Yellow Flag - Turn 7-8
11.25.01	72 Y. RUIZ	#72 Lap Time Cancelled (First Lap) - Yellow Flag - Turn 7-8
11.25.04	5 N. ANTONELLI	#5 Lap Time Cancelled (First Lap) - Yellow Flag - Turn 7-8
11.25.07	39 K. KEANKUM	#39 Lap Time Cancelled (First Lap) - Yellow Flag - Turn 7-8
11.25.10	5 N. ANTONELLI	#5 Lap Time Cancelled (First Lap) - Yellow Flag - Turn 7-8
11.25.13	7 L. BALDASSARRI	#7 Lap Time Cancelled (First Lap) - Yellow Flag - Turn 7-8
11.26.21	69 T. BOOTH-AMOS	#69 Crashed - Turn 3
11.26.28	74 P. BIESIEKIRSKI	#74 Crashed - Turn 12
11.26.34	71 T. EDWARDS	#71 Crashed - Turn 12
11.26.35		RED FLAG
11.30.10	71 T. EDWARDS	#71 Medical Centre
11.35.05		Track Cleaning in Progress - Practice will resume in about 20 minutes
11.56.00		Session Restart
11.57.52	11 B. BENDSNEYDER	#11 Racelink GPS doesnt work - It must be fixed before next run
12.02.20	54 B. SOFUOGLU	#54 Crashed - Turn 12
12.04.22	28 G. VAN STRAALLEN	#28 Crashed - Turn 13
12.04.38	39 K. KEANKUM	#39 Lap Time Cancelled [2'01.645] - Yellow Flag - Turn 12-13
12.04.40	16 A. ANUAR	#16 Lap Time Cancelled [2'02.183] - Yellow Flag - Turn 12-13
12.04.43	32 O. BAYLISS	#32 Lap Time Cancelled [2'03.328] - Yellow Flag - Turn 12-13
12.04.46	3 R. DE ROSA	#3 Lap Time Cancelled [2'03.019] - Yellow Flag - Turn 12-13
12.04.49	23 M. SCHROETTER	#23 Lap Time Cancelled [2'02.533] - Yellow Flag - Turn 12-13
12.04.53	40 S. CORSI	#40 Lap Time Cancelled [2'05.094] - Yellow Flag - Turn 12-13
12.04.55	22 F. FULIGNI	#22 Lap Time Cancelled [2'05.091] - Yellow Flag - Turn 12-13
12.04.59	37 G. RIBEIRO	#37 Lap Time Cancelled [2'06.426] - Yellow Flag - Turn 12-13
12.05.02	53 V. DEBISE	#53 Lap Time Cancelled [35'45.598] - Yellow Flag - Turn 12-13
12.05.05	72 Y. RUIZ	#72 Lap Time Cancelled [2'12.733] - Yellow Flag - Turn 12-13
12.05.07	28 G. VAN STRAALLEN	#28 Rejoined
12.05.08	66 N. TUULI	#66 Lap Time Cancelled [2'02.615] - Yellow Flag - Turn 12-13
12.05.11	5 N. ANTONELLI	#5 Lap Time Cancelled [2'03.150] - Yellow Flag - Turn 12-13
12.05.14	68 L. POWER	#68 Lap Time Cancelled [2'01.531] - Yellow Flag - Turn 12-13
12.05.17	99 A. HUERTAS	#99 Lap Time Cancelled [2'04.363] - Yellow Flag - Turn 12-13
12.05.20	69 T. BOOTH-AMOS	#69 Lap Time Cancelled [34'40.602] - Yellow Flag - Turn 12-13
12.05.23	7 L. BALDASSARRI	#7 Lap Time Cancelled [2'05.004] - Yellow Flag - Turn 12-13
12.05.26	9 J. NAVARRO	#9 Lap Time Cancelled [2'01.811] - Yellow Flag - Turn 12-13
12.05.29	50 O. VOSTATEK	#50 Lap Time Cancelled [2'09.402] - Yellow Flag - Turn 12-13
12.06.18	16 A. ANUAR	#16 Crashed - Turn 10
12.06.20	64 F. CARICASULO	#64 Lap Time Cancelled [2'02.762] - Yellow Flag - Turn 13

Start 11:20 End 12:34 The results are provisional until the end of the time limit for protests and appeals and the completion of the technical checks.

These data/results cannot be reproduced, stored and/or transmitted in whole or in part by any manner of electronic, mechanical, photocopying, recording, broadcasting or otherwise now known or herein after developed without the previous express consent by the copyright owner, except for reproduction in daily press and regular printed publications on sale to the public within 60 days of the event related to those data/results and always provided that copyright symbol appears together as follows below.

© DORNA WSBK ORGANIZATION Srl 2024

Estoril Round, 11-13 October 2024

Results Free Practice

Circuito Estoril 4.182 m

3 / 4

12.06.23	27 K. TOBA	#27 Lap Time Cancelled [2'02.851] - Yellow Flag - Turn 13
12.06.26	29 G. MORENO	#29 Lap Time Cancelled [2'03.577] - Yellow Flag - Turn 13
12.06.29	16 A. ANUAR	#16 Lap Time Cancelled [2'01.191] - Yellow Flag - Turn 13
12.06.29	16 A. ANUAR	#16 Rejoined
12.06.32	39 K. KEANKUM	#39 Lap Time Cancelled [2'01.828] - Yellow Flag - Turn 13
12.06.35	32 O. BAYLISS	#32 Lap Time Cancelled [2'03.371] - Yellow Flag - Turn 13
12.06.36	66 N. TUULI	#66 Crashed - Turn 10
12.06.38	3 R. DE ROSA	#3 Lap Time Cancelled [2'01.045] - Yellow Flag - Turn 13
12.06.41	23 M. SCHROETTER	#23 Lap Time Cancelled [2'01.083] - Yellow Flag - Turn 13
12.06.44	40 S. CORSI	#40 Lap Time Cancelled [2'02.088] - Yellow Flag - Turn 13
12.06.47	54 B. SOFUOGLU	#54 Lap Time Cancelled [4'24.557] - Yellow Flag - Turn 13
12.06.50	22 F. FULIGNI	#22 Lap Time Cancelled [2'02.137] - Yellow Flag - Turn 13
12.06.53	37 G. RIBEIRO	#37 Lap Time Cancelled [2'04.254] - Yellow Flag - Turn 13
12.06.56	66 N. TUULI	#66 Lap Time Cancelled [2'01.899] - Yellow Flag - Turn 13
12.06.57	66 N. TUULI	#66 Rejoined
12.06.59	53 V. DEBISE	#53 Lap Time Cancelled [2'07.557] - Yellow Flag - Turn 13
12.07.02	28 G. VAN STRAALEN	#28 Lap Time Cancelled [3'06.745] - Yellow Flag - Turn 13
12.07.05	72 Y. RUIZ	#72 Lap Time Cancelled [2'12.095] - Yellow Flag - Turn 13
12.07.08	5 N. ANTONELLI	#5 Lap Time Cancelled [2'01.242] - Yellow Flag - Turn 13
12.07.11	68 L. POWER	#68 Lap Time Cancelled [1'59.398] - Yellow Flag - Turn 13
12.07.14	99 A. HUERTAS	#99 Lap Time Cancelled [2'02.116] - Yellow Flag - Turn 13
12.07.30	68 L. POWER	#68 Crashed - Turn 13
12.07.30	69 T. BOOTH-AMOS	#69 Crashed - Turn 13
12.07.37	32 O. BAYLISS	#32 Lap Time Cancelled [2'02.474] - Yellow Flag - Turn 10-11
12.07.40	3 R. DE ROSA	#3 Lap Time Cancelled [1'59.503] - Yellow Flag - Turn 10-11
12.07.43	23 M. SCHROETTER	#23 Lap Time Cancelled [1'59.827] - Yellow Flag - Turn 10-11
12.07.46	40 S. CORSI	#40 Lap Time Cancelled [2'01.896] - Yellow Flag - Turn 10-11
12.07.49	22 F. FULIGNI	#22 Lap Time Cancelled [2'00.960] - Yellow Flag - Turn 10-11
12.07.53	69 T. BOOTH-AMOS	#69 Rejoined
12.09.38	22 F. FULIGNI	#22 Crashed - Turn 3
12.10.11	22 F. FULIGNI	#22 Rejoined
12.10.40	69 T. BOOTH-AMOS	#69 Lap Time Cancelled [2'48.043] - Yellow Flag - Turn 13
12.10.43	9 J. NAVARRO	#9 Lap Time Cancelled [2'00.757] - Yellow Flag - Turn 13
12.10.46	7 L. BALDASSARRI	#7 Lap Time Cancelled [2'13.527] - Yellow Flag - Turn 13
12.10.49	66 N. TUULI	#66 Lap Time Cancelled [2'42.375] - Yellow Flag - Turn 13
12.10.53	50 O. VOSTATEK	#50 Lap Time Cancelled [2'04.405] - Yellow Flag - Turn 13
12.10.55	94 L. MAHIAS	#94 Lap Time Cancelled [2'03.236] - Yellow Flag - Turn 13
12.10.58	55 Y. MONTELLA	#55 Lap Time Cancelled [2'00.605] - Yellow Flag - Turn 13
12.11.01	17 J. MCPHEE	#17 Lap Time Cancelled [2'00.580] - Yellow Flag - Turn 13
12.11.04	69 T. BOOTH-AMOS	#69 Lap Time Cancelled [2'48.043] - Yellow Flag - Turn 13
12.11.07	62 S. MANZI	#62 Lap Time Cancelled [2'15.717] - Yellow Flag - Turn 13
12.11.10	74 P. BIESIEKIRSKI	#74 Lap Time Cancelled [44'01.197] - Yellow Flag - Turn 13
12.11.13	64 F. CARICASULO	#64 Lap Time Cancelled [2'00.191] - Yellow Flag - Turn 13
12.11.16	39 K. KEANKUM	#39 Lap Time Cancelled [2'00.179] - Yellow Flag - Turn 13
12.11.19	29 G. MORENO	#29 Lap Time Cancelled [2'00.534] - Yellow Flag - Turn 13
12.11.23	89 K. BIN PAWI	#89 Lap Time Cancelled [2'23.959] - Yellow Flag - Turn 13
12.11.25	27 K. TOBA	#27 Lap Time Cancelled [2'01.459] - Yellow Flag - Turn 13
12.11.28	32 O. BAYLISS	#32 Lap Time Cancelled [2'01.826] - Yellow Flag - Turn 13
12.11.31	3 R. DE ROSA	#3 Lap Time Cancelled [2'00.463] - Yellow Flag - Turn 13
12.11.34	23 M. SCHROETTER	#23 Lap Time Cancelled [1'59.599] - Yellow Flag - Turn 13
12.11.37	89 K. BIN PAWI	#89 Lap Time Cancelled [2'23.959] - Yellow Flag - Turn 13
12.11.40	40 S. CORSI	#40 Lap Time Cancelled [2'00.969] - Yellow Flag - Turn 13
12.11.43	89 K. BIN PAWI	#89 Lap Time Cancelled [2'23.959] - Yellow Flag - Turn 13
12.11.46	22 F. FULIGNI	#22 Lap Time Cancelled [2'03.013] - Yellow Flag - Turn 13
12.11.49	53 V. DEBISE	#53 Lap Time Cancelled [2'00.479] - Yellow Flag - Turn 13
12.11.58	53 V. DEBISE	#53 Lap Time Cancelled [2'00.727] - Yellow Flag - Turn 3
12.12.00	5 N. ANTONELLI	#5 Lap Time Cancelled [2'01.646] - Yellow Flag - Turn 3
12.12.03	99 A. HUERTAS	#99 Lap Time Cancelled [2'02.162] - Yellow Flag - Turn 3
12.12.06	9 J. NAVARRO	#9 Lap Time Cancelled [1'59.892] - Yellow Flag - Turn 3
12.12.10	72 Y. RUIZ	#72 Lap Time Cancelled [2'14.499] - Yellow Flag - Turn 3

Start 11:20 End 12:34 The results are provisional until the end of the time limit for protests and appeals and the completion of the technical checks.

These data/results cannot be reproduced, stored and/or transmitted in whole or in part by any manner of electronic, mechanical, photocopying, recording, broadcasting or otherwise now known or herein after developed without the previous express consent by the copyright owner, except for reproduction in daily press and regular printed publications on sale to the public within 60 days of the event related to those data/results and always provided that copyright symbol appears together as follows below.

© DORNA WSBK ORGANIZATION Srl 2024

Estoril Round, 11-13 October 2024

Results Free Practice

Circuito Estoril 4.182 m

4 / 4

12.12.13	55 Y. MONTELLA	#55 Lap Time Cancelled [2'01.752] - Yellow Flag - Turn 3
12.12.15	94 L. MAHIAS	#94 Lap Time Cancelled [2'01.573] - Yellow Flag - Turn 3
12.14.13	53 V. DEBISE	#53 Lap Time Cancelled [2'03.221] - Yellow Flag - Turn 9-10
12.14.16	77 M. PONS	#77 Lap Time Cancelled [8'38.507] - Yellow Flag - Turn 9-10
12.14.19	5 N. ANTONELLI	#5 Lap Time Cancelled [2'03.431] - Yellow Flag - Turn 9-10
12.14.22	68 L. POWER	#68 Lap Time Cancelled [7'57.403] - Yellow Flag - Turn 9-10
12.14.25	72 Y. RUIZ	#72 Lap Time Cancelled [2'10.308] - Yellow Flag - Turn 9-10
12.18.40	17 J. MCPHEE	#17 Crashed - Turn 3
12.21.20	72 Y. RUIZ	#72 Lap Time Cancelled [2'04.573] - Yellow Flag - Turn 3
12.21.23	7 L. BALDASSARRI	#7 Lap Time Cancelled [2'11.947] - Yellow Flag - Turn 3
12.21.26	23 M. SCHROETTER	#23 Lap Time Cancelled [2'01.199] - Yellow Flag - Turn 3
12.21.29	39 K. KEANKUM	#39 Lap Time Cancelled [7'47.298] - Yellow Flag - Turn 3
12.21.32	0 BAYLISS	#32 Lap Time Cancelled [2'16.185] - Yellow Flag - Turn 3
12.21.35	16 A. ANUAR	#16 Lap Time Cancelled [1'34.148] - Yellow Flag - Turn 3
12.21.38	74 P. BIESIEKIRSKI	#74 Lap Time Cancelled [2'01.247] - Yellow Flag - Turn 3
12.21.41	29 G. MORENO	#29 Lap Time Cancelled [2'03.461] - Yellow Flag - Turn 3
12.21.44	62 S. MANZI	#62 Lap Time Cancelled [1'59.421] - Yellow Flag - Turn 3
12.21.47	5 N. ANTONELLI	#5 Lap Time Cancelled [1'59.920] - Yellow Flag - Turn 3
12.21.50	94 L. MAHIAS	#94 Lap Time Cancelled [3'31.673] - Yellow Flag - Turn 3
12.24.51		Yamaha R3 FP - Pit Lane opens at 12.40
12.30.00	3 R. DE ROSA	#3 Crashed - Turn 9
12.31.46	23 M. SCHROETTER	#23 Lap Time Cancelled [1'58.883] - Yellow Flag - Turn 9-10
12.31.49	39 K. KEANKUM	#39 Lap Time Cancelled [1'59.253] - Yellow Flag - Turn 9-10
12.31.52	7 L. BALDASSARRI	#7 Lap Time Cancelled [1'59.052] - Yellow Flag - Turn 9-10
12.31.55	62 S. MANZI	#62 Lap Time Cancelled [1'58.009] - Yellow Flag - Turn 9-10
12.31.58	74 P. BIESIEKIRSKI	#74 Lap Time Cancelled [1'59.086] - Yellow Flag - Turn 9-10
12.32.01	27 K. TOBA	#27 Lap Time Cancelled [1'59.915] - Yellow Flag - Turn 9-10
12.32.04	50 O. VOSTATEK	#50 Lap Time Cancelled [2'05.400] - Yellow Flag - Turn 9-10
12.32.07	16 A. ANUAR	#16 Lap Time Cancelled [1'58.783] - Yellow Flag - Turn 9-10
12.32.10	68 L. POWER	#68 Lap Time Cancelled [1'58.202] - Yellow Flag - Turn 9-10
12.32.13	61 C. ONCU	#61 Lap Time Cancelled [1'59.586] - Yellow Flag - Turn 9-10
12.32.16	29 G. MORENO	#29 Lap Time Cancelled [2'02.131] - Yellow Flag - Turn 9-10
12.32.19	5 N. ANTONELLI	#5 Lap Time Cancelled [1'57.999] - Yellow Flag - Turn 9-10
12.32.22	40 S. CORSI	#40 Lap Time Cancelled [2'02.397] - Yellow Flag - Turn 9-10
12.32.25	89 K. BIN PAWI	#89 Lap Time Cancelled [1'58.261] - Yellow Flag - Turn 9-10
12.34.38		End of Session

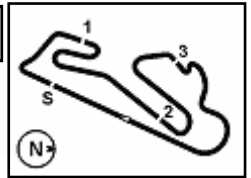
Fastest Laps Sequence

No.	Rider	Nat	Team	Bike	Local Time	Time	Gap	Avg
74	P. BIESIEKIRSKI	POL	Ecosantagata Althea Racing Team	Ducati Panigale V2	11:24'31.168	2'05.887		119,593
69	T. BOOTH-AMOS	GBR	PTR Triumph	Triumph Street Triple RS 765	11:25'46.993	2'05.873	-0.014	119,606
28	G. VAN STRAALEN	NED	Pata Yamaha Ten Kate Racing	Yamaha YZF R6	12:00'20.545	2'03.580	-2.293	121,826
54	B. SOFUOGLU	TUR	Yamaha Thailand Racing Team	Yamaha YZF R6	12:00'20.930	2'02.980	-0.600	122,420
62	S. MANZI	ITA	Pata Yamaha Ten Kate Racing	Yamaha YZF R6	12:00'21.311	2'02.267	-0.713	123,134
62	S. MANZI	ITA	Pata Yamaha Ten Kate Racing	Yamaha YZF R6	12:02'22.270	2'00.959	-1.308	124,465
89	K. BIN PAWI	MAS	PETRONAS MIE Racing Honda	Honda CBR600RR	12:02'23.708	2'00.840	-0.119	124,588
62	S. MANZI	ITA	Pata Yamaha Ten Kate Racing	Yamaha YZF R6	12:04'22.016	1'59.746	-1.094	125,726
62	S. MANZI	ITA	Pata Yamaha Ten Kate Racing	Yamaha YZF R6	12:06'20.568	1'58.552	-1.194	126,992
3	R. DE ROSA	ITA	QJMOTOR Factory Racing	QJMOTOR SRK 800 RR	12:14'50.761	1'57.887	-0.665	127,709
55	Y. MONTELLA	ITA	Barni Spark Racing Team	Ducati Panigale V2	12:25'32.622	1'57.581	-0.306	128,041
3	R. DE ROSA	ITA	QJMOTOR Factory Racing	QJMOTOR SRK 800 RR	12:26'30.685	1'56.918	-0.663	128,767

Start 11:20 End 12:34 The results are provisional until the end of the time limit for protests and appeals and the completion of the technical checks.

These data/results cannot be reproduced, stored and/or transmitted in whole or in part by any manner of electronic, mechanical, photocopying, recording, broadcasting or otherwise now known or herein after developed without the previous express consent by the copyright owner, except for reproduction in daily press and regular printed publications on sale to the public within 60 days of the event related to those data/results and always provided that copyright symbol appears together as follows below.

© DORNA WSBK ORGANIZATION Srl 2024



Circuito Estoril 4.182 m

Estoril Round, 11-13 October 2024
Best Sectors & Speed Free Practice

BEST LAP			
1	3	R. DE ROSA	QJMOTOR SRK 800 RR 1'56.918
2	55	Y. MONTELLA	Ducati Panigale V2 1'56.967
3	53	V. DEBISE	Yamaha YZF R6 1'57.332
4	9	J. NAVARRO	Ducati Panigale V2 1'57.704
5	11	B. BENDSNEYDER	MV Agusta F3 800 RR 1'57.738
6	62	S. MANZI	Yamaha YZF R6 1'57.868
7	64	F. CARICASULO	MV Agusta F3 800 RR 1'58.136
8	68	L. POWER	MV Agusta F3 800 RR 1'58.478
9	5	N. ANTONELLI	Ducati Panigale V2 1'58.511
10	74	P. BIESIEKIRSKI	Ducati Panigale V2 1'58.781
11	66	N. TUULI	Ducati Panigale V2 1'58.801
12	89	K. BIN PAWI	Honda CBR600RR 1'58.802
13	99	A. HUERTAS	Ducati Panigale V2 1'58.804
14	40	S. CORSI	Ducati Panigale V2 1'58.886
15	7	L. BALDASSARRI	Triumph Street Triple RS 765 1'58.918
16	94	L. MAHIAS	Yamaha YZF R6 1'59.046
17	17	J. MCPHEE	Triumph Street Triple RS 765 1'59.049
18	23	M. SCHROETTER	MV Agusta F3 800 RR 1'59.099
19	39	K. KEANKUM	Yamaha YZF R6 1'59.231
20	16	A. ANUAR	Honda CBR600RR 1'59.440
21	32	D. BAYLISS	Ducati Panigale V2 1'59.906
22	61	C. ONCU	Kawasaki ZX-6R 1'59.942
23	27	K. TOBA	Honda CBR600RR 2'00.516
24	69	T. BOOTH-AMOS	Triumph Street Triple RS 765 2'00.634
25	28	G. VAN STRAALLEN	Yamaha YZF R6 2'00.729
26	22	F. FULIGNI	Ducati Panigale V2 2'01.094
27	37	G. RIBEIRO	Yamaha YZF R6 2'01.724
28	29	G. MORENO	Kawasaki ZX-6R 2'01.849
29	72	Y. RUIZ	Yamaha YZF R6 2'02.478
30	50	D. VOSTATEK	Triumph Street Triple RS 765 2'02.945
31	54	B. SOFUOGLU	Yamaha YZF R6 2'02.980
32	71	T. EDWARDS	Ducati Panigale V2 2'11.966
33	77	M. PONS	Yamaha YZF R6

SPEED			
1	62	S. MANZI	Yamaha YZF R6 265,4
2	64	F. CARICASULO	MV Agusta F3 800 RR 265,4
3	22	F. FULIGNI	Ducati Panigale V2 265,4
4	55	Y. MONTELLA	Ducati Panigale V2 264,1
5	9	J. NAVARRO	Ducati Panigale V2 263,4
6	74	P. BIESIEKIRSKI	Ducati Panigale V2 263,4
7	27	K. TOBA	Honda CBR600RR 262,8
8	61	C. ONCU	Kawasaki ZX-6R 262,8
9	99	A. HUERTAS	Ducati Panigale V2 262,8
10	3	R. DE ROSA	QJMOTOR SRK 800 RR 261,5
11	5	N. ANTONELLI	Ducati Panigale V2 261,5
12	54	B. SOFUOGLU	Yamaha YZF R6 260,9
13	32	D. BAYLISS	Ducati Panigale V2 260,9
14	89	K. BIN PAWI	Honda CBR600RR 260,2
15	28	G. VAN STRAALLEN	Yamaha YZF R6 260,2
16	16	A. ANUAR	Honda CBR600RR 260,2
17	40	S. CORSI	Ducati Panigale V2 260,2
18	39	K. KEANKUM	Yamaha YZF R6 259,0
19	68	L. POWER	MV Agusta F3 800 RR 258,4
20	11	B. BENDSNEYDER	MV Agusta F3 800 RR 258,4
21	23	M. SCHROETTER	MV Agusta F3 800 RR 257,8
22	69	T. BOOTH-AMOS	Triumph Street Triple RS 765 257,1
23	29	G. MORENO	Kawasaki ZX-6R 257,1
24	53	V. DEBISE	Yamaha YZF R6 256,5
25	17	J. MCPHEE	Triumph Street Triple RS 765 255,9
26	66	N. TUULI	Ducati Panigale V2 255,9
27	94	L. MAHIAS	Yamaha YZF R6 255,3
28	50	D. VOSTATEK	Triumph Street Triple RS 765 254,1
29	7	L. BALDASSARRI	Triumph Street Triple RS 765 254,1
30	72	Y. RUIZ	Yamaha YZF R6 251,2
31	37	G. RIBEIRO	Yamaha YZF R6 245,5
32	71	T. EDWARDS	Ducati Panigale V2 242,7

SEG. 1		
1	3	R. DE ROSA 23.455
2	55	Y. MONTELLA 23.623
3	74	P. BIESIEKIRSKI 23.640
4	9	J. NAVARRO 23.711
5	62	S. MANZI 23.756
6	68	L. POWER 23.793
7	17	J. MCPHEE 23.844
8	22	F. FULIGNI 23.872
9	64	F. CARICASULO 23.930
10	53	V. DEBISE 23.930
11	11	B. BENDSNEYDER 23.981
12	5	N. ANTONELLI 24.000
13	39	K. KEANKUM 24.139
14	40	S. CORSI 24.149
15	28	G. VAN STRAALLEN 24.150
16	7	L. BALDASSARRI 24.172
17	89	K. BIN PAWI 24.186
18	66	N. TUULI 24.222
19	94	L. MAHIAS 24.227
20	99	A. HUERTAS 24.231
21	16	A. ANUAR 24.254
22	69	T. BOOTH-AMOS 24.271
23	23	M. SCHROETTER 24.353
24	32	D. BAYLISS 24.393
25	61	C. ONCU 24.468
26	27	K. TOBA 24.529
27	72	Y. RUIZ 24.626
28	29	G. MORENO 24.705
29	50	D. VOSTATEK 24.817
30	54	B. SOFUOGLU 24.849
31	37	G. RIBEIRO 24.956
32	71	T. EDWARDS 26.496

SEG. 2		
1	53	V. DEBISE 27.955
2	3	R. DE ROSA 28.104
3	9	J. NAVARRO 28.278
4	64	F. CARICASULO 28.336
5	68	L. POWER 28.385
6	89	K. BIN PAWI 28.392
7	5	N. ANTONELLI 28.442
8	7	L. BALDASSARRI 28.446
9	55	Y. MONTELLA 28.498
10	11	B. BENDSNEYDER 28.499
11	16	A. ANUAR 28.524
12	99	A. HUERTAS 28.527
13	23	M. SCHROETTER 28.546
14	62	S. MANZI 28.552
15	66	N. TUULI 28.595
16	74	P. BIESIEKIRSKI 28.686
17	39	K. KEANKUM 28.716
18	40	S. CORSI 28.729
19	27	K. TOBA 28.777
20	94	L. MAHIAS 28.784
21	61	C. ONCU 28.784
22	32	D. BAYLISS 28.798
23	69	T. BOOTH-AMOS 28.827
24	17	J. MCPHEE 28.851
25	28	G. VAN STRAALLEN 28.874
26	29	G. MORENO 28.924
27	37	G. RIBEIRO 29.190
28	22	F. FULIGNI 29.294
29	54	B. SOFUOGLU 29.393
30	50	D. VOSTATEK 29.474
31	72	Y. RUIZ 29.526
32	71	T. EDWARDS 31.539
33	77	M. PONS 35.258

SEG. 3		
1	3	R. DE ROSA 27.558
2	53	V. DEBISE 27.805
3	62	S. MANZI 27.835
4	7	L. BALDASSARRI 27.991
5	55	Y. MONTELLA 28.003
6	5	N. ANTONELLI 28.036
7	11	B. BENDSNEYDER 28.063
8	89	K. BIN PAWI 28.063
9	9	J. NAVARRO 28.080
10	64	F. CARICASULO 28.100
11	16	A. ANUAR 28.101
12	23	M. SCHROETTER 28.198
13	66	N. TUULI 28.223
14	61	C. ONCU 28.251
15	99	A. HUERTAS 28.256
16	68	L. POWER 28.294
17	74	P. BIESIEKIRSKI 28.320
18	40	S. CORSI 28.338
19	32	D. BAYLISS 28.380
20	39	K. KEANKUM 28.400
21	94	L. MAHIAS 28.447
22	27	K. TOBA 28.472
23	22	F. FULIGNI 28.497
24	17	J. MCPHEE 28.612
25	69	T. BOOTH-AMOS 28.649
26	50	D. VOSTATEK 28.750
27	29	G. MORENO 28.782
28	37	G. RIBEIRO 28.813
29	28	G. VAN STRAALLEN 28.815
30	72	Y. RUIZ 29.181
31	54	B. SOFUOGLU 29.259
32	71	T. EDWARDS 31.290
33	77	M. PONS 33.266

SEG. 4		
1	55	Y. MONTELLA 36.813
2	3	R. DE ROSA 37.094
3	11	B. BENDSNEYDER 37.187
4	62	S. MANZI 37.364
5	9	J. NAVARRO 37.370
6	5	N. ANTONELLI 37.515
7	89	K. BIN PAWI 37.516
8	94	L. MAHIAS 37.539
9	64	F. CARICASULO 37.584
10	68	L. POWER 37.594
11	53	V. DEBISE 37.618
12	23	M. SCHROETTER 37.619
13	17	J. MCPHEE 37.650
14	40	S. CORSI 37.670
15	39	K. KEANKUM 37.707
16	66	N. TUULI 37.739
17	61	C. ONCU 37.769
18	99	A. HUERTAS 37.790
19	7	L. BALDASSARRI 37.910
20	74	P. BIESIEKIRSKI 37.918
21	27	K. TOBA 37.966
22	32	D. BAYLISS 37.970
23	16	A. ANUAR 37.981
24	29	G. MORENO 38.082
25	69	T. BOOTH-AMOS 38.252
26	37	G. RIBEIRO 38.381
27	28	G. VAN STRAALLEN 38.385
28	54	B. SOFUOGLU 38.507
29	22	F. FULIGNI 38.740
30	72	Y. RUIZ 38.969
31	50	D. VOSTATEK 39.416
32	71	T. EDWARDS 40.849

11/10/2024

These data/results cannot be reproduced, stored and/or transmitted in whole or in part by any manner of electronic, mechanical, photocopying, recording, broadcasting or otherwise now known or herein after developed without the previous express consent by the copyright owner, except for reproduction in daily press and regular printed publications on sale to the public within 60 days of the event related to those data/results and always provided that copyright symbol appears together as follows below.

© DORNA WSBK ORGANIZATION Srl 2024



Estoril Round, 11-13 October 2024
Ideal Times Free Practice

No. Rider	Nat	Bike	Seg. 1 Diff. 1	Seg. 2 Diff. 2	Seg. 3 Diff. 3	Seg. 4 Diff. 4	Ideal Time Best Lap	Pos.	Diff.
1	3 R. DE ROSA	ITA QJMOTOR SRK 800 RR	23.455 +0.313	28.104	27.558 +0.283	37.094 +0.111	1'56.211 1'56.918	1	0.707
2	55 Y. MONTELLA	ITA Ducati Panigale V2	23.623	28.498	28.003 +0.030	36.813	1'56.937 1'56.967	2	0.030
3	53 V. DEBISE	FRA Yamaha YZF R6	23.930	27.955	27.805	37.618 +0.024	1'57.308 1'57.332	3	0.024
4	9 J. NAVARRO	ESP Ducati Panigale V2	23.711 +0.265	28.278	28.080	37.370	1'57.439 1'57.704	4	0.265
5	62 S. MANZI	ITA Yamaha YZF R6	23.756 +0.091	28.552	27.835	37.364 +0.270	1'57.507 1'57.868	6	0.361
6	11 B. BENDSNEYDER	NED MV Agusta F3 800 RR	23.981 +0.008	28.499	28.063	37.187	1'57.730 1'57.738	5	0.008
7	64 F. CARICASULO	ITA MV Agusta F3 800 RR	23.930 +0.186	28.336	28.100	37.584	1'57.950 1'58.136	7	0.186
8	5 N. ANTONELLI	ITA Ducati Panigale V2	24.000 +0.251	28.442 +0.199	28.036	37.515 +0.068	1'57.993 1'58.511	9	0.518
9	68 L. POWER	AUS MV Agusta F3 800 RR	23.793 +0.182	28.385 +0.230	28.294	37.594	1'58.066 1'58.478	8	0.412
10	89 K. BIN PAWI	MAS Honda CBR600RR	24.186 +0.478	28.392 +0.082	28.063 +0.085	37.516	1'58.157 1'58.802	12	0.645
11	7 L. BALDASSARRI	ITA Triumph Street Triple RS 765	24.172 +0.105	28.446	27.991 +0.256	37.910 +0.038	1'58.519 1'58.918	15	0.399
12	74 P. BIESIEKIRSKI	POL Ducati Panigale V2	23.640 +0.124	28.686 +0.093	28.320	37.918	1'58.564 1'58.781	10	0.217
13	23 M. SCHROETTER	GER MV Agusta F3 800 RR	24.353 +0.060	28.546 +0.139	28.198	37.619 +0.184	1'58.716 1'59.099	18	0.383
14	66 N. TUULI	FIN Ducati Panigale V2	24.222	28.595 +0.022	28.223	37.739	1'58.779 1'58.801	11	0.022
15	99 A. HUERTAS	ESP Ducati Panigale V2	24.231	28.527	28.256	37.790	1'58.804 1'58.804	13	
16	16 A. ANUAR	MAS Honda CBR600RR	24.254 +0.177	28.524 +0.356	28.101 +0.047	37.981	1'58.860 1'59.440	20	0.580
17	40 S. CORSI	ITA Ducati Panigale V2	24.149	28.729	28.338	37.670	1'58.886 1'58.886	14	
18	17 J. MCPHEE	GBR Triumph Street Triple RS 765	23.844 +0.005	28.851	28.612	37.650 +0.087	1'58.957 1'59.049	17	0.092
19	39 K. KEANKUM	THA Yamaha YZF R6	24.139 +0.092	28.716 +0.177	28.400	37.707	1'58.962 1'59.231	19	0.269
20	94 L. MAHIAS	FRA Yamaha YZF R6	24.227 +0.049	28.784	28.447	37.539	1'58.997 1'59.046	16	0.049
21	61 C. ONCU	TUR Kawasaki ZX-6R	24.468 +0.282	28.784	28.251	37.769 +0.388	1'59.272 1'59.942	22	0.670
22	32 D. BAYLISS	AUS Ducati Panigale V2	24.393 +0.365	28.798	28.380	37.970	1'59.541 1'59.906	21	0.365
23	27 K. TOBA	JPN Honda CBR600RR	24.529 +0.022	28.777 +0.397	28.472 +0.353	37.966	1'59.744 2'00.516	23	0.772
24	69 T. BOOTH-AMOS	GBR Triumph Street Triple RS 765	24.271	28.827 +0.471	28.649 +0.164	38.252	1'59.999 2'00.634	24	0.635
25	28 G. VAN STRAALEN	NED Yamaha YZF R6	24.150	28.874	28.815	38.385 +0.505	2'00.224 2'00.729	25	0.505
26	22 F. FULIGNI	ITA Ducati Panigale V2	23.872 +0.353	29.294 +0.060	28.497 +0.278	38.740	2'00.403 2'01.094	26	0.691
27	29 G. MORENO	MEX Kawasaki ZX-6R	24.705 +0.519	28.924 +0.168	28.782 +0.525	38.082 +0.144	2'00.493 2'01.849	28	1.356
28	37 G. RIBEIRO	POR Yamaha YZF R6	24.956	29.190	28.813	38.381 +0.384	2'01.340 2'01.724	27	0.384
29	54 B. SOFIOGLU	TUR Yamaha YZF R6	24.849 +0.253	29.393 +0.109	29.259 +0.610	38.507	2'02.008 2'02.980	31	0.972
30	72 Y. RUIZ	ESP Yamaha YZF R6	24.626 +0.176	29.526	29.181	38.969	2'02.302 2'02.478	29	0.176
31	50 D. VOSTATEK	CZE Triumph Street Triple RS 765	24.817	29.474 +0.247	28.750	39.416 +0.241	2'02.457 2'02.945	30	0.488
32	71 T. EDWARDS	AUS Ducati Panigale V2	26.496 +1.090	31.539	31.290 +0.702	40.849	2'10.174 2'11.966	32	1.792
	77 M. PONS	ESP Yamaha YZF R6							
Overall Ideal Time			23.455	27.955	27.558	36.813	1'55.781		

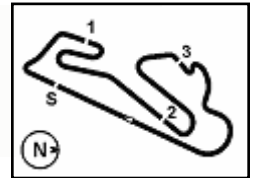
11/10/2024

These data/results cannot be reproduced, stored and/or transmitted in whole or in part by any manner of electronic, mechanical, photocopying, recording, broadcasting or otherwise now known or herein after developed without the previous express consent by the copyright owner, except for reproduction in daily press and regular printed publications on sale to the public within 60 days of the event related to those data/results and always provided that copyright symbol appears together as follows below.

© DORNA WSBK ORGANIZATION Srl 2024

FIGR PERUGIA TIMING





Circuito Estoril 4.182 m

Estoril Round, 11-13 October 2024
Chronological Analysis Free Practice

1° 3 R. DE ROSA [1'56.918]								4° 9 J. NAVARRO [1'57.704]							
Lap	Seg1	Seg2	Seg3	Seg4	Lap Time	km/h	Local Time	Lap	Seg1	Seg2	Seg3	Seg4	Lap Time	km/h	Local Time
1		36.728	33.200	42.446				1		33.670	34.175	41.621	C		
2	28.641	31.322	30.340	39.943	2'10.246	219,5	11:25'40.613	2	26.921	31.442	31.136	40.528	2'10.027	234,3	11:25'14.103
3	25.670	30.084	31.853	1'02.106	2'29.713CP	246,0	11:28'10.326	3	25.370	30.148	29.618	1'01.256	2'26.392CP	238,4	11:27'40.495
4	28'38.355	33.821	30.931	40.298	30'23.405P		11:58'33.731	4	29'54.367	31.370	30.301	40.288	31'36.326P		11:59'16.821
5	26.192	29.730	29.536	39.363	2'04.821	248,8	12:00'38.552	5	25.360	30.321	29.830	39.411	2'04.922	246,6	12:01'21.743
6	24.849	29.742	29.455	38.973	2'03.019C	251,2	12:02'41.571	6	24.917	29.328	28.923	38.643	2'01.811C	247,7	12:03'23.554
7	24.648	29.271	28.825	38.301	2'01.045C	251,2	12:04'42.616	7	24.737	28.887	28.837	38.413	2'00.874	244,9	12:05'24.428
8	24.459	29.018	28.307	37.719	1'59.503C	250,6	12:06'42.119	8	24.087	28.745	28.866	39.059	2'00.757C	255,9	12:07'25.185
9	24.092	29.032	28.535	38.804	2'00.463C	251,7	12:08'42.582	9	24.109	28.951	28.930	38.290	2'00.280	259,0	12:09'25.465
10	30.763	32.284	30.308	38.314	2'11.669	245,5	12:10'54.251	10	24.027	29.243	28.727	37.895	1'59.892C	257,1	12:11'25.357
11	24.002	28.772	28.134	37.715	1'58.623	253,5	12:12'52.874	11	24.455	31.411	29.700	38.181	2'03.747	254,1	12:13'29.104
12	24.066	28.489	27.957	37.375	1'57.887	252,3	12:14'50.761	12	23.711	28.668	28.533	37.731	1'58.643	261,5	12:15'27.747
13	25.167	30.103	29.475	51.143	2'15.888P	248,8	12:17'06.649	13	24.088	29.094	29.534	50.086	2'12.802P	262,8	12:17'40.549
14	3'45.132	30.992	32.813	39.123	5'28.060P		12:22'34.709	14	4'54.651	34.529	29.304	38.765	6'37.249P		12:24'17.798
15	24.730	28.690	28.097	37.541	1'59.058	254,1	12:24'33.767	15	24.047	28.578	28.178	37.640	1'58.443	259,0	12:26'16.241
16	23.768	28.104	27.841	37.205	1'56.918	251,7	12:26'30.685	16	23.976	28.278	28.080	37.370	1'57.704	263,4	12:28'13.945
17	23.489	28.514	27.841	37.094	1'56.938	261,5	12:28'27.623	17	24.529	30.826	28.801	38.496	2'02.652	252,9	12:30'16.597
18	23.455	28.226	27.558			254,1									

2° 55 Y. MONTELLA [1'56.967]								5° 11 B. BENDSNEYDER [1'57.738]							
Lap	Seg1	Seg2	Seg3	Seg4	Lap Time	km/h	Local Time	Lap	Seg1	Seg2	Seg3	Seg4	Lap Time	km/h	Local Time
1		31.942	31.950	40.570			C	1		34.125	32.791	41.405	C		
2	26.118	31.104	30.276	39.196	2'06.694	250,6	11:24'33.918	2	26.491	31.608	31.468	40.040	2'09.607	230,3	11:25'19.914
3	25.325	30.325	29.642	38.880	2'04.172C	259,6	11:26'38.090	3	26.119	30.590	31.377	57.405	2'25.491CP	234,3	11:27'45.405
4	25.910	31.670	31.196	52.218	2'20.994CP	250,6	11:28'59.084	4	28'56.550	32.952	31.768	40.894	30'42.164P		11:58'27.569
5	30'51.521	32.636	30.944	40.730	32'35.831P		12:01'34.915	5	25.989	30.983	30.457	39.303	2'06.732	252,3	12:00'34.301
6	24.836	30.413	29.882	39.083	2'04.214	260,2	12:03'39.129	6	25.505	30.276	29.896	39.100	2'04.777	255,3	12:02'39.078
7	24.486	29.731	29.117	38.276	2'01.610	262,8	12:05'40.739	7	25.206	29.765	29.357	40.619	2'04.947	254,1	12:04'44.025
8	24.132	29.444	28.928	38.101	2'00.605C	264,1	12:07'41.344	8	25.073	29.643	29.124	38.535	2'02.375	247,1	12:06'46.400
9	24.665	29.020	28.648	37.915	2'00.248	253,5	12:09'41.592	9	24.816	29.255	28.733	38.296	2'01.100	254,1	12:08'47.500
10	24.363	29.897	29.498	37.994	2'01.752C	263,4	12:11'43.344	10	24.633	29.478	28.959	38.220	2'01.290	255,9	12:10'48.790
11	24.113	29.067	28.700	37.502	1'59.382	261,5	12:13'42.726	11	24.570	29.158	28.653	37.973	2'00.354	254,1	12:12'49.144
12	23.973	28.791	28.415	37.668	1'58.847	261,5	12:15'41.573	12	24.352	29.164	28.555	37.834	1'59.905	254,7	12:14'49.049
13	23.902	28.866	28.402	37.588	1'58.758	262,8	12:17'40.331	13	24.124	28.892	28.526	37.495	1'59.037	256,5	12:16'48.086
14	23.844	28.775	28.166	37.421	1'58.206	262,1	12:19'38.537	14	24.182	28.952	31.753	40.042	2'04.929	257,1	12:18'53.015
15	23.835	28.863	28.117	37.455	1'58.270	264,1	12:21'36.807	15	24.243	29.332	28.484	38.097	2'00.156	257,8	12:20'53.171
16	23.983	28.564	28.338	37.349	1'58.234	264,1	12:23'35.041	16	24.286	29.393	28.943	37.617	2'00.239	257,1	12:22'53.410
17	23.770	28.596	28.003	37.212	1'57.581	262,1	12:25'32.622	17	24.077	28.535	28.284	37.439	1'58.335	254,7	12:24'51.745
18	23.623	28.498	28.033	36.813	1'56.967	264,1	12:27'29.589	18	23.981	28.590	28.199	37.339	1'58.109	255,3	12:26'49.854
19	24.724	31.972	28.374	37.491	2'02.561	264,1	12:29'32.150	19	24.308	28.826	28.209	37.777	1'59.120	258,4	12:28'48.974
								20	23.989	28.499	28.063	37.187	1'57.738	257,1	12:30'46.712

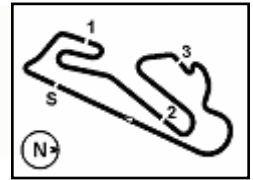
3° 53 V. DEBISE [1'57.332]								6° 62 S. MANZI [1'57.868]							
Lap	Seg1	Seg2	Seg3	Seg4	Lap Time	km/h	Local Time	Lap	Seg1	Seg2	Seg3	Seg4	Lap Time	km/h	Local Time
1		31.437	32.317	40.148			C	1		33.679	31.695	41.026			
2	26.710	30.343	30.043	39.426	2'06.522	232,3	11:24'49.499	2	25.867	30.997	29.890	39.454	2'06.208	254,1	11:25'54.010
3	25.866	29.963	29.543	51.214	2'16.586CP	251,2	11:27'06.085	3	24.880	30.758	29.690	55.169	2'20.497CP	257,8	11:28'14.507
4	34'06.026	30.043	30.058	39.471	35'45.598CP		12:02'51.683	4	28'24.174	31.257	29.912	39.194	30'04.537P		11:58'19.044
5	29.394	29.751	29.394	39.018	2'07.557C	256,5	12:04'59.240	5	25.021	30.124	28.649	38.473	2'02.267	254,1	12:00'21.311
6	25.437	28.699	28.771	40.314	2'03.221C	252,3	12:07'02.461	6	24.646	29.471	28.673	38.169	2'00.959	262,1	12:02'22.270
7	24.676	28.739	28.772	38.292	2'00.479C	255,3	12:09'02.940	7	24.163	29.015	28.562	38.006	1'59.746	259,0	12:04'22.016
8	24.693	28.892	28.651	38.491	2'00.727C	255,9	12:11'03.667	8	24.049	28.660	28.180	37.663	1'58.552	259,0	12:06'20.568
9	24.525	28.748	28.312	38.292	1'59.877	254,7	12:13'03.544	9	25.930	31.237	29.123	49.427	2'15.717CP	259,0	12:08'36.285
10	24.397	28.368	28.062	37.777	1'58.604	252,3	12:15'02.148	10	8'40.357	29.500	28.318	38.066	10'16.241P		12:18'52.526
11	24.451	28.274	28.077	37.618	1'58.420	256,5	12:17'00.568	11	24.148	29.127	28.110	38.036	1'59.421C	261,5	12:20'51.947
12	24.352	28.274	28.268	46.739	2'07.633P	256,5	12:19'08.201	12	24.544	29.225	28.514	37.656	1'59.939	262,8	12:22'51.886
13	5'31.195	29.105	28.859	38.220	7'07.379P		12:26'15.580	13	23.980	28.812	28.115	37.520	1'58.427	259,6	12:24'50.313
14	24.295	28.246	27.897	37.702	1'58.140	255,9	12:28'13.720	14	23.756	28.792	28.282	37.364	1'58.194	262,1	12:26'48.507
15	23.930	27.955	27.805	37.642	1'57.332	256,5	12:30'11.052	15	23.847	28.552	27.835	37.634	1'57.868	265,4	12:28'46.375
								16	23.800	28.736	28.049	37.424	1'58.009C	263,4	12:30'44.384

11/10/2024 P = Pits In/Out - C = Lap Time Cancelled

These data/results cannot be reproduced, stored and/or transmitted in whole or in part by any manner of electronic, mechanical, photocopying, recording, broadcasting or otherwise now known or herein after developed without the previous express consent by the copyright owner, except for reproduction in daily press and regular printed publications on sale to the public within 60 days of the event related to those data/results and always provided that copyright symbol appears together as follows below.

© DORNA WSBK ORGANIZATION Srl 2024





Circuito Estoril 4.182 m

Estoril Round, 11-13 October 2024
Chronological Analysis Free Practice

2 / 5

7° 64 F. CARICASULO [1'58.136]							
Lap	Seg.1	Seg.2	Seg.3	Seg.4	Lap Time	km/h	Local Time
1		33.650	35.794	43.759	C		
2	29.346	32.176	31.846	40.446	2'13.814	220,9	11:25'13.268
3	25.554	31.417	30.695	1'03.846	2'31.512CP	247,1	11:27'44.780
4	28'51.118	32.044	30.749	39.897	30'33.808P		11:58'18.588
5	25.202	30.602	29.984	38.745	2'04.533	259,0	12:00'23.121
6	25.629	29.901	29.400	38.716	2'03.646	229,8	12:02'26.767
7	24.876	29.549	28.953	39.384	2'02.762C	260,2	12:04'29.529
8	24.645	30.034	28.782	39.095	2'02.556	259,6	12:06'32.085
9	24.197	29.167	28.233	38.594	2'00.191C	260,2	12:08'32.276
10	24.334	29.167	28.245	37.812	1'59.558	260,2	12:10'31.834
11	23.997	29.025	28.271	57.891	2'19.184P	263,4	12:12'51.018
12	11'25.153	29.246	28.506	37.969	13'00.874P		12:25'51.892
13	24.116	28.336	28.100	37.584	1'58.136	262,8	12:27'50.028
14	23.930	28.342	28.383	37.920	1'58.575	265,4	12:29'48.603

7	24.569	29.262	28.602	38.424	2'00.857	260,2	12:16'46.913
8	24.274	29.229	28.706	38.231	2'00.440	260,9	12:18'47.353
9	24.069	29.743	28.963	38.472	2'01.247C	260,2	12:20'48.600
10	24.146	29.075	28.713	38.137	2'00.071	259,6	12:22'48.671
11	24.088	28.843	28.449	38.751	2'00.131	259,0	12:24'48.802
12	23.640	28.686	28.356	38.149	1'58.831	259,6	12:26'47.633
13	23.764	28.779	28.320	37.918	1'58.781	263,4	12:28'46.414
14	24.051	28.883	28.433	37.719	1'59.086C	260,2	12:30'45.500

8° 68 L. POWER [1'58.478]							
Lap	Seg.1	Seg.2	Seg.3	Seg.4	Lap Time	km/h	Local Time
1		33.244	32.862	40.449	C		
2	26.347	30.210	30.290	39.105	2'05.952	251,2	11:25'12.927
3	24.586	29.557	29.001	57.304	2'20.448CP	252,3	11:27'33.375
4	31'57.839	30.416	30.440	41.611	33'40.306P		12:01'13.681
5	24.447	29.403	28.873	38.808	2'01.531C	258,4	12:03'15.212
6	24.040	28.759	28.410	38.189	1'59.398C	254,7	12:05'14.610
7	23.793	28.581	28.830	6'36.199	7'57.403CP	253,5	12:13'12.013
8	8'02.230	29.916	35.495	38.666	9'46.307P		12:22'58.320
9	24.084	28.982	28.820	38.151	2'00.037	252,9	12:24'58.357
10	23.975	28.615	28.294	37.594	1'58.478	255,9	12:26'56.835
11	23.881	28.734	28.329	37.990	1'58.934	258,4	12:28'55.769
12	23.896	28.385	28.318	37.603	1'58.202C	255,9	12:30'53.971

11° 66 N. TUULI [1'58.801]							
Lap	Seg.1	Seg.2	Seg.3	Seg.4	Lap Time	km/h	Local Time
1		33.518	32.624	41.552	C		
2	28.235	30.877	30.756	39.049	2'08.917	223,1	11:25'00.757
3	26.216	29.882	29.511	52.058	2'17.667CP	250,0	11:27'18.424
4	29'53.184	30.512	29.799	39.054	31'32.549P		11:58'50.973
5	26.449	29.327	29.188	38.273	2'03.237	242,7	12:00'54.210
6	25.185	28.595	28.662	40.173	2'02.615C	253,5	12:02'56.825
7	25.411	28.750	29.341	38.397	2'01.899C	252,3	12:04'58.724
8	25.003	29.142	28.766	1'19.464	2'42.375CP	254,7	12:07'41.099
9	12'37.654	34.701	31.432	41.857	14'25.644P		12:22'06.743
10	25.397	29.768	29.116	38.185	2'02.466	254,7	12:24'09.209
11	24.503	28.753	28.376	37.839	1'59.471	252,9	12:26'08.680
12	24.222	28.617	28.223	37.739	1'58.801	253,5	12:28'07.481
13	26.954	33.398	30.803	38.950	2'10.105	255,9	12:30'17.586

9° 5 N. ANTONELLI [1'58.511]							
Lap	Seg.1	Seg.2	Seg.3	Seg.4	Lap Time	km/h	Local Time
1		34.266	33.558	43.764	C		
2	27.725	31.759	31.144	40.556	2'11.184	223,6	11:25'26.627
3	26.245	30.455	30.292	1'00.700	2'27.692CP	244,9	11:27'54.319
4	29'21.955	31.802	30.847	41.280	31'05.884P		11:59'00.203
5	26.415	30.160	29.557	39.390	2'05.522	242,2	12:01'05.725
6	25.527	29.634	28.933	39.056	2'03.150C	251,7	12:03'08.875
7	24.813	29.124	28.557	38.748	2'01.242C	259,0	12:05'10.117
8	24.974	29.213	29.942	39.302	2'03.431C	251,7	12:07'13.548
9	24.524	29.440	28.558	38.177	2'00.699	258,4	12:09'14.247
10	24.366	30.631	28.569	38.080	2'01.646C	258,4	12:11'15.893
11	24.405	29.056	28.343	37.707	1'59.511	259,6	12:13'15.404
12	24.250	28.751	28.166	37.845	1'59.012	258,4	12:15'14.416
13	24.196	28.608	28.256	37.515	1'58.575	261,5	12:17'12.991
14	24.172	28.664	28.077	37.601	1'58.514	259,0	12:19'11.505
15	24.219	29.347	28.623	37.731	1'59.920C	260,2	12:21'11.425
16	24.375	28.646	28.066	39.077	2'00.164	259,0	12:23'11.589
17	24.300	29.127	28.217	37.709	1'59.353	257,1	12:25'10.942
18	24.145	28.524	28.175	38.084	1'58.928	259,0	12:27'09.870
19	24.251	28.641	28.036	37.583	1'58.511	259,6	12:29'08.381
20	24.000	28.442	28.122	37.435	1'57.999C	260,9	12:31'06.380

12° 89 K. BIN PAWI [1'58.802]							
Lap	Seg.1	Seg.2	Seg.3	Seg.4	Lap Time	km/h	Local Time
1		33.461	33.873	41.631	C		
2	26.153	30.910	30.615	39.591	2'07.269	251,2	11:24'52.232
3	25.842	30.023	29.788	53.388	2'19.041CP	244,3	11:27'11.273
4	29'27.648	31.441	30.539	38.829	31'08.457P		11:58'19.730
5	25.628	29.576	29.601	38.333	2'03.138	238,9	12:00'22.868
6	24.931	28.891	28.725	38.293	2'00.840	256,5	12:02'23.708
7	24.488	28.551	29.063	37.850	1'59.952	256,5	12:04'23.660
8	24.274	28.392	28.701	37.553	1'58.920	255,9	12:06'22.580
9	24.872	29.107	35.428	54.552	2'23.959CP	254,7	12:08'46.539
10	9'25.022	32.452	30.351	39.363	11'07.188P		12:19'53.727
11	24.697	29.425	28.974	47.773	2'10.869P	251,2	12:22'04.596
12	3'24.384	31.029	32.221	38.324	5'05.958P		12:27'10.554
13	24.664	28.474	28.148	37.516	1'58.802	257,8	12:29'09.356
14	24.186	28.427	28.063	37.585	1'58.261C	260,2	12:31'07.617

10° 74 P. BIESIEKIRSKI [1'58.781]							
Lap	Seg.1	Seg.2	Seg.3	Seg.4	Lap Time	km/h	Local Time
1		32.640	32.201	41.582	C		
2	25.722	30.644	30.050	39.471	2'05.887	251,2	11:24'31.168
3	24.923	34.302	31.099	40.605	44'01.197C	255,9	12:08'32.365
4	25.326	29.942	30.334	39.833	2'05.435	255,3	12:10'37.800
5	26.324	30.589	29.170	39.313	2'05.396	254,7	12:12'43.196
6	24.915	30.026	28.978	38.941	2'02.860	259,6	12:14'46.056

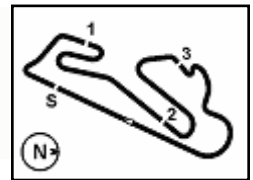
13° 99 A. HUERTAS [1'58.804]							
Lap	Seg.1	Seg.2	Seg.3	Seg.4	Lap Time	km/h	Local Time
1		31.878	31.885	40.633	C		
2	26.008	30.594	30.235	39.986	2'06.823	238,9	11:25'15.101
3	25.538	29.915	29.877	54.729	2'20.059CP	241,1	11:27'35.160
4	31'55.888	30.411	30.415	41.771	33'38.485P		12:01'13.645
5	25.388	29.801	29.650	39.524	2'04.363C	260,2	12:03'18.008
6	25.019	29.298	29.157	38.642	2'02.116C	258,4	12:05'20.124
7	24.534	28.989	28.907	38.936	2'01.366	262,8	12:07'21.490
8	24.832	29.243	28.972	38.481	2'01.528	262,1	12:09'23.018
9	24.643	30.172	28.995	38.352	2'02.162C	260,2	12:11'25.180
10	24.416	29.009	28.474	37.875	1'59.774	261,5	12:13'24.954
11	24.619	29.034	29.024	38.184	2'00.861	260,9	12:15'25.815
12	24.713	29.177	30.896	50.695	2'15.481P	261,5	12:17'41.296
13	4'32.445	29.809	29.091	38.144	6'09.489P		12:23'50.785
14	24.272	28.791	28.575	37.939	1'59.577	260,2	12:25'50.362
15	24.231	28.527	28.256	37.790	1'58.804	261,5	12:27'49.166
16	24.300	28.585	29.280	38.039	2'00.204	261,5	12:29'49.370

11/10/2024 P = Pits In/Out - C = Lap Time Cancelled

These data/results cannot be reproduced, stored and/or transmitted in whole or in part by any manner of electronic, mechanical, photocopying, recording, broadcasting or otherwise now known or herein after developed without the previous express consent by the copyright owner, except for reproduction in daily press and regular printed publications on sale to the public within 60 days of the event related to those data/results and always provided that copyright symbol appears together as follows below.

© DORNA WSBK ORGANIZATION Srl 2024





Circuito Estoril 4.182 m

Estoril Round, 11-13 October 2024
Chronological Analysis Free Practice

3 / 5

14° 40 S. CORSI [1'58.886]							
Lap	Seg.1	Seg.2	Seg.3	Seg.4	Lap Time	km/h	Local Time
1		33.189	31.972	41.092		C	
2	26.962	31.248	31.201	39.740	2'09.151	218,2	11:24'51.023
3	25.818	30.175	29.742	52.493	2'18.228CP	240,0	11:27'09.251
4	29'39.430	32.466	31.487	40.947	31'24.330P		11:58'33.581
5	26.282	30.728	30.501	39.821	2'07.332	247,7	12:00'40.913
6	25.644	30.090	29.755	39.605	2'05.094C	252,9	12:02'46.007
7	25.006	29.221	28.903	38.958	2'02.088C	254,7	12:04'48.095
8	24.884	29.174	28.753	39.085	2'01.896C	253,5	12:06'49.991
9	24.644	29.101	28.708	38.516	2'00.969C	255,9	12:08'50.960
10	24.431	28.982	28.528	38.388	2'00.329	256,5	12:10'51.289
11	24.301	28.888	28.345	38.311	1'59.845	256,5	12:12'51.134
12	24.149	28.729	28.338	37.670	1'58.886	254,7	12:14'50.020
13	24.804	30.972	29.261	47.851	2'12.888P	260,2	12:17'02.908
14	10'20.218	32.320	30.516	39.498	12'02.552P		12:29'05.460
15	24.783	29.417	29.193	39.004	2'02.397C	255,9	12:31'07.857

15° 7 L. BALDASSARRI [1'58.918]							
Lap	Seg.1	Seg.2	Seg.3	Seg.4	Lap Time	km/h	Local Time
1		39.772	35.421	44.012		C	
2	28.729	32.677	30.623	41.603	2'13.632	203,0	11:25'33.727
3	26.553	30.366	33.870	57.563	2'28.352CP	238,4	11:28'02.079
4	29'15.485	32.983	34.616	43.354	31'06.438P		11:59'08.517
5	26.808	30.841	30.249	41.397	2'09.295	241,6	12:01'17.812
6	26.036	29.861	29.537	39.570	2'05.004C	248,3	12:03'22.816
7	25.225	28.794	29.071	38.616	2'01.706	252,3	12:05'24.522
8	25.028	28.831	28.834	50.834	2'13.527CP	246,6	12:07'38.049
9	7'04.149	30.990	30.885	41.036	8'47.060P		12:16'25.109
10	25.825	29.688	29.462	39.462	2'04.437	247,1	12:18'29.546
11	25.065	32.147	35.122	39.613	2'11.947C	250,0	12:20'41.493
12	25.225	29.327	28.263	38.499	2'01.314	250,6	12:22'42.807
13	24.510	28.693	28.232	38.039	1'59.474	251,2	12:24'42.281
14	24.277	28.446	28.247	37.948	1'58.918	251,7	12:26'41.199
15	24.177	28.693	28.311	37.910	1'59.091	254,1	12:28'40.290
16	24.172	28.618	27.991	38.271	1'59.052C	252,9	12:30'39.342

16° 94 L. MAHIAS [1'59.046]							
Lap	Seg.1	Seg.2	Seg.3	Seg.4	Lap Time	km/h	Local Time
1		34.086	32.187	41.456			
2	26.906	31.718	31.603	40.761	2'10.988	233,3	11:25'48.098
3	26.363	32.418	31.851	53.820	2'24.452CP	231,3	11:28'12.550
4	33'42.351	30.776	29.653	39.149	35'21.929P		12:03'34.479
5	24.948	30.047	29.585	38.790	2'03.370	252,3	12:05'37.849
6	25.123	29.974	29.415	38.724	2'03.236C	251,7	12:07'41.085
7	25.266	29.340	28.646	37.671	2'00.923	250,0	12:09'42.008
8	24.447	29.699	29.515	37.912	2'01.573C	252,3	12:11'43.581
9	24.227	29.022	28.614	37.667	1'59.530	254,1	12:13'43.111
10	24.276	28.784	28.447	37.539	1'59.046	253,5	12:15'42.157
11	25.472	31.320	30.662	50.035	2'17.489P	255,3	12:17'59.646
12	1'40.984	31.637	30.731	48.321	3'31.673CP		12:21'31.319
13	3'57.188	31.038	31.119	47.202	5'46.547P		12:27'17.866
14	1'31.561	32.316	30.664	42.474	3'17.015P		12:30'34.881

17° 17 J. MCPHEE [1'59.049]							
Lap	Seg.1	Seg.2	Seg.3	Seg.4	Lap Time	km/h	Local Time
1		33.028	32.498	41.673			
2	25.710	30.940	30.320	40.330	2'07.300	248,8	11:25'54.561
3	25.317	31.135	30.927	55.252	2'22.631CP	253,5	11:28'17.192
4	29'37.214	32.581	31.855	41.014	31'22.664P		11:59'39.856
5	26.384	30.786	30.688	39.802	2'07.660	250,6	12:01'47.516
6	25.059	29.768	29.654	39.222	2'03.703	251,2	12:03'51.219
7	24.748	29.401	29.195	38.492	2'01.836	250,6	12:05'53.055

8	24.134	28.969	28.912	38.565	2'00.580C	251,7	12:07'53.635
9	24.421	29.144	29.111	38.507	2'01.183	251,7	12:09'54.818
10	23.849	28.851	28.612	37.737	1'59.049	252,3	12:11'53.867
11	24.732	29.877	29.059	38.172	2'01.840	254,1	12:13'55.707
12	24.235	28.966	28.827	37.650	1'59.678	255,9	12:15'55.385
13	25.158	29.670	28.898	38.174	2'01.900	252,9	12:17'57.285
14	23.844					252,3	

18° 23 M. SCHROETTER [1'59.099]							
Lap	Seg.1	Seg.2	Seg.3	Seg.4	Lap Time	km/h	Local Time
1		32.478	36.069	44.086		C	
2	28.470	31.235	30.592	39.896	2'10.193	230,8	11:25'10.710
3	25.816	29.591	29.434	57.353	2'22.194CP	254,1	11:27'32.904
4	29'19.855	32.012	30.250	39.516	31'01.633P		11:58'34.537
5	26.005	30.092	29.965	38.913	2'04.975	251,2	12:00'39.512
6	25.035	29.321	29.389	38.788	2'02.533C	256,5	12:02'42.045
7	25.140	29.005	28.948	37.990	2'01.083C	254,1	12:04'43.128
8	24.748	28.983	28.546	37.550	1'59.827C	257,1	12:06'42.955
9	24.501	28.546	28.342	38.210	1'59.599C	257,8	12:08'42.554
10	34.649	36.131	31.593	49.867	2'32.240P	255,9	12:11'14.794
11	5'37.256	30.633	29.322	38.720	7'15.931P		12:18'30.725
12	24.909	29.393	28.721	38.176	2'01.199C	255,3	12:20'31.924
13	24.482	28.868	28.673	37.980	2'00.003	255,9	12:22'31.927
14	24.413	28.685	28.198	37.803	1'59.099	257,1	12:24'31.026
15	24.723	29.002	30.384	38.739	2'02.848	254,1	12:26'33.874
16	24.712	28.724	28.527	37.619	1'59.582	257,1	12:28'33.456
17	24.353	28.553	28.364	37.613	1'58.883C	257,8	12:30'32.339

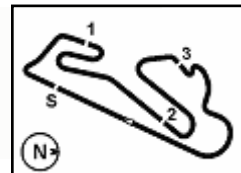
19° 39 K. KEANKUM [1'59.231]							
Lap	Seg.1	Seg.2	Seg.3	Seg.4	Lap Time	km/h	Local Time
1		35.153	33.347	42.022		C	
2	26.046	30.833	31.176	40.635	2'08.690	250,6	11:25'22.824
3	25.493	30.634	31.275	56.466	2'23.868CP	250,6	11:27'46.692
4	28'52.867	31.557	31.066	40.346	30'35.836P		11:58'22.528
5	25.862	29.929	29.560	38.833	2'04.184	248,3	12:00'26.712
6	25.000	29.213	29.060	38.372	2'01.645C	258,4	12:02'28.357
7	24.561	29.203	29.342	38.722	2'01.828C	256,5	12:04'30.185
8	25.262	29.461	29.076	38.798	2'02.597	259,0	12:06'32.782
9	24.754	28.940	28.534	37.951	2'00.179C	254,1	12:08'32.961
10	24.616	28.933	28.611	37.908	2'00.068	258,4	12:10'33.029
11	24.873	29.879	29.574	50.173	2'14.499P	255,9	12:12'47.528
12	6'09.957	29.933	29.036	38.372	7'47.298CP		12:20'34.826
13	25.105	29.062	28.807	37.922	2'00.896	251,7	12:22'35.722
14	24.678	28.922	28.654	37.800	2'00.054	255,9	12:24'35.776
15	24.139	28.716	28.739	37.709	1'59.303	253,5	12:26'35.079
16	24.231	28.893	28.400	37.707	1'59.231	256,5	12:28'34.310
17	24.222	28.747	28.494	37.790	1'59.253C	257,8	12:30'33.563

20° 16 A. ANUAR [1'59.440]							
Lap	Seg.1	Seg.2	Seg.3	Seg.4	Lap Time	km/h	Local Time
1		33.203	31.828	41.115		C	
2	26.770	31.374	30.758	40.218	2'09.120	244,3	11:24'50.033
3	26.069	30.042	29.530	52.073	2'17.714CP	247,1	11:27'07.747
4	29'32.326	31.734	30.442	40.046	31'14.548P		11:58'22.295
5	25.765	30.009	29.545	38.956	2'04.275	252,3	12:00'26.570
6	25.333	29.325	29.008	38.517	2'02.183C	260,2	12:02'28.753
7	24.769	29.028	28.969	38.425	2'01.191C	257,8	12:04'29.944
8	24.628	29.437	28.463	1'17.601	2'40.129P	259,0	12:07'10.073
9	12'00.560	31.400	29.984	39.204	13'41.148CP		12:20'51.221
10	25.059	29.733	28.798	38.757	2'02.347	253,5	12:22'53.568
11	24.770	29.116	28.770	38.083	2'00.739	255,3	12:24'54.307
12	24.662	28.948	28.267	38.206	2'00.083	252,9	12:26'54.390
13	24.431	28.880	28.148	37.981	1'59.440	255,3	12:28'53.830

11/10/2024 P = Pits In/Out - C = Lap Time Cancelled

These data/results cannot be reproduced, stored and/or transmitted in whole or in part by any manner of electronic, mechanical, photocopying, recording, broadcasting or otherwise now known or herein after developed without the previous express consent by the copyright owner, except for reproduction in daily press and regular printed publications on sale to the public within 60 days of the event related to those data/results and always provided that copyright symbol appears together as follows below.

© DORNA WSBK ORGANIZATION Srl 2024



Estoril Round, 11-13 October 2024
Chronological Analysis Free Practice

14	24.254	28.524	28.101	37.904	1'58.783C	255,9	12:30'52.613	9	24.522	29.421	29.058	38.540	2'01.541	256,5	12:28'23.832
								10	24.271	29.298	28.813	38.252	2'00.634	255,9	12:30'24.466
21° 32 D. BAYLISS (1'59.906)								25° 28 G. VAN STRAALEN (2'00.729)							
Lap	Seg.1	Seg.2	Seg.3	Seg.4	Lap Time	km/h	Local Time	Lap	Seg.1	Seg.2	Seg.3	Seg.4	Lap Time	km/h	Local Time
1		33.384	35.782	42.578	C			1		32.088	32.055	41.310			
2	27.646	31.179	31.146	42.293	2'12.264	222,7	11:24'44.791	2	26.049	31.083	30.119	40.053	2'07.304	252,9	11:26'02.472
3	26.379	30.056	29.996	53.196	2'19.627CP	227,4	11:27'04.418	3	25.387	30.637	30.997	52.680	2'19.701CP	255,9	11:28'22.173
4	29'33.123	31.895	30.336	41.048	31'16.402P			4	28'13.370	31.009	30.481	39.932	29'54.792P		11:58'16.965
5	26.356	30.205	29.871	39.109	2'05.541	234,8	12:00'26.361	5	25.244	30.015	29.753	38.568	2'03.580	257,1	12:00'20.545
6	25.941	29.424	29.218	38.745	2'03.328C	248,8	12:02'29.689	6	24.728	29.501	29.056	38.507	2'01.792	257,1	12:02'22.337
7	25.262	29.864	29.115	39.130	2'03.371C	252,9	12:04'33.060	7	24.642	29.423	29.194	1'43.486	3'06.745CP	257,1	12:05'29.082
8	25.282	29.608	28.924	38.660	2'02.474C	254,1	12:06'35.534	8	19'16.901	31.314	32.120	39.694	2'10.029P		12:26'29.111
9	25.042	29.473	28.798	38.513	2'01.826C	259,0	12:08'37.360	9	25.033	29.820	29.207	38.385	2'02.445	257,8	12:28'31.556
10	24.724	29.208	28.591	38.218	2'00.741	257,8	12:10'38.101	10	24.150	28.874	28.815	38.890	2'00.729	260,2	12:30'32.285
11	26.762	29.107	28.523	38.541	2'02.933	257,1	12:12'41.034	26° 22 F. FULIGNI (2'01.094)							
12	24.865	29.191	29.133	38.708	2'01.897	256,5	12:14'42.931	Lap	Seg.1	Seg.2	Seg.3	Seg.4	Lap Time	km/h	Local Time
13	24.758	28.798	28.380	37.970	1'59.906	255,9	12:16'42.837	1		33.350	32.328	43.430			
14	24.393	28.920	28.574	38.219	2'00.106	257,8	12:18'42.943	2	28.359	32.421	32.220	54.975	2'27.975P	184,0	11:26'04.580
15	26.164	30.937	29.924	49.160	2'16.185CP	255,9	12:20'59.128	3	30'49.163	31.949	30.574	40.451	32'32.137P		11:58'36.717
16	3'47.104	31.287	31.166	41.937	5'31.494P		12:26'30.622	4	25.285	30.458	30.035	39.603	2'05.381	259,6	12:00'42.098
17	24.675	29.498	28.897	38.048	2'01.118	256,5	12:28'31.740	5	25.078	30.074	30.096	39.843	2'05.091C	265,4	12:02'47.189
18	24.411	29.118	28.638	39.587	2'01.754	260,9	12:30'33.494	6	24.639	29.514	28.810	39.174	2'02.137C	261,5	12:04'49.326
22° 61 C. ONCU (1'59.942)								7	24.315	29.294	28.497	38.854	2'00.960C	261,5	12:06'50.286
Lap	Seg.1	Seg.2	Seg.3	Seg.4	Lap Time	km/h	Local Time	8	25.765	29.496	28.907	38.845	2'03.013C	248,3	12:08'53.299
1		32.003	30.818	39.028				9	23.872	1'24.061	41.124	58.387	3'27.444P	262,1	12:12'20.743
2	25.312	29.605	31.829	38.742	2'05.488	254,7	12:22'55.989	10	8'03.024	31.727	30.205	40.051	9'45.007P		12:22'05.750
3	24.750	28.784	28.251	38.157	1'59.942	257,1	12:24'55.931	11	24.534	32.933	29.443	41.313	2'08.223	259,6	12:24'13.973
4	24.586	28.840	28.598	38.117	2'00.141	259,0	12:26'56.072	12	24.155	29.857	29.012	41.325	2'04.349	258,4	12:26'18.322
5	24.475	28.950	29.024	37.769	2'00.218	260,9	12:28'56.290	13	24.560	29.662	28.859	40.101	2'03.182	261,5	12:28'21.504
6	24.468	29.035	28.437	37.646	1'59.586C	262,8	12:30'55.876	14	24.225	29.354	28.775	38.740	2'01.094	258,4	12:30'22.598
23° 27 K. TOBA (2'00.516)								27° 37 G. RIBEIRO (2'01.724)							
Lap	Seg.1	Seg.2	Seg.3	Seg.4	Lap Time	km/h	Local Time	Lap	Seg.1	Seg.2	Seg.3	Seg.4	Lap Time	km/h	Local Time
1		34.629	33.868	42.966	C			1		34.045	32.513	41.759			
2	27.565	31.911	33.884	41.535	2'14.895	239,5	11:25'00.784	2	27.698	31.347	31.056	59.453	2'29.554CP	228,3	11:27'22.592
3	26.951	30.592	30.516	1'00.493	2'28.552CP	247,7	11:27'29.336	3	29'22.390	33.589	32.534	41.619	31'10.132P		11:58'32.724
4	29'10.599	30.939	30.502	39.432	30'51.472P		11:58'20.808	4	26.417	30.601	30.717	41.376	2'09.111	241,1	12:00'41.835
5	25.861	29.703	29.449	38.549	2'03.562	238,9	12:00'24.370	5	26.423	30.331	29.993	39.679	2'06.426C	243,8	12:02'48.261
6	25.360	29.165	29.345	38.684	2'02.554	248,3	12:02'26.924	6	25.722	29.646	29.529	39.357	2'04.254C	245,5	12:04'52.515
7	25.277	29.195	29.196	39.183	2'02.851C	262,1	12:04'29.775	7	25.271	29.484	29.457	39.108	2'03.320	244,3	12:06'55.835
8	25.184	29.542	28.755	40.752	2'04.233	259,0	12:06'34.008	8	33.545	41.837	38.599	59.680	2'53.661P	243,8	12:09'49.496
9	25.396	29.212	28.734	38.117	2'01.459C	251,7	12:08'35.467	9	3'53.167	31.389	30.432	39.512	5'34.500P		12:15'23.996
10	25.083	28.936	28.687	38.403	2'01.109	254,1	12:10'36.576	10	25.658	29.841	29.150	39.112	2'03.761	242,7	12:17'27.757
11	24.848	29.081	28.703	38.422	2'01.054	262,8	12:12'37.630	11	25.356	29.534	28.815	38.381	2'02.086	242,2	12:19'29.843
12	25.240	29.004	29.276	52.466	2'15.986P	254,1	12:14'53.616	12	24.956	29.190	28.813	38.765	2'01.724	244,3	12:21'31.567
13	6'13.461	30.423	29.158	38.229	7'51.271P		12:22'44.887	13	27.291	33.352	30.287	52.343	2'23.273P	242,2	12:23'54.840
14	24.838	30.467	29.178	39.498	2'03.981	257,1	12:24'48.868	14	2'28.083	31.343	30.115	40.030	4'09.571P		12:28'04.411
15	24.551	29.174	28.825	37.966	2'00.516	257,1	12:26'49.384	15	25.617	29.991	29.404	39.150	2'04.162	241,6	12:30'08.573
16	24.529	29.216	28.472	38.871	2'01.088	261,5	12:28'50.472	28° 29 G. MORENO (2'01.849)							
17	24.612	28.777	28.494	38.032	1'59.915C	260,2	12:30'50.387	Lap	Seg.1	Seg.2	Seg.3	Seg.4	Lap Time	km/h	Local Time
24° 69 T. BOOTH-AMOS (2'00.634)								1		33.114	32.420	41.180	C		
Lap	Seg.1	Seg.2	Seg.3	Seg.4	Lap Time	km/h	Local Time	2	26.926	30.353	30.815	40.597	2'08.691	219,5	11:24'43.560
1		32.784	31.254	40.867				3	26.421	29.984	30.509	53.805	2'20.719CP	237,4	11:27'04.279
2	26.412	30.286	29.676	39.499	2'05.873	244,3	11:25'46.993	4	29'32.785	31.356	30.805	40.107	31'15.053P		11:58'19.332
3	26.957	58.661	33.035	53.662	2'52.315CP	253,5	11:28'39.308	5	25.601	29.580	29.547	38.772	2'03.500	234,8	12:00'22.832
4	32'58.461	31.941	30.599	39.601	34'40.602CP		12:03'19.910	6	25.631	29.405	29.735	38.643	2'03.414	238,4	12:02'26.246
5	25.664	29.649	29.303	38.645	2'03.261	257,1	12:05'23.171	7	25.740	29.416	29.524	38.897	2'03.577C	254,7	12:04'29.823
6	24.675	28.827	28.649	1'25.892	2'48.043CP	256,5	12:08'11.214	8	25.413	29.311	29.221	39.064	2'03.009	247,7	12:06'32.832
7	14'23.658	31.552	30.907	40.564	16'06.681P		12:24'17.895	9	25.055	28.924	28.782	37.773	2'00.534C	254,7	12:08'33.366
8	25.235	30.034	29.542	39.585	2'04.396	257,1	12:26'22.291								

11/10/2024 P = Pits In/Out - C = Lap Time Cancelled

These data/results cannot be reproduced, stored and/or transmitted in whole or in part by any manner of electronic, mechanical, photocopying, recording, broadcasting or otherwise now known or herein after developed without the previous express consent by the copyright owner, except for reproduction in daily press and regular printed publications on sale to the public within 60 days of the event related to those data/results and always provided that copyright symbol appears together as follows below.

© DORNA WSBK ORGANIZATION Srl 2024

Estoril Round, 11-13 October 2024
Chronological Analysis Free Practice

Circuito Estoril 4.182 m

5 / 5

10	25.025	29.337	29.196	39.479	2'03.037	251,2	12:10'36.403	1		33.856	32.701	41.679	C				
11	25.553	29.613	29.460	38.627	2'03.253	244,3	12:12'39.656	2	27.586	31.539	31.992	40.849	2'11.966	228,3	11:24'37.970		
12	25.329	29.450	29.632	39.759	2'04.170	243,8	12:14'43.826	3	26.496	31.818	31.290			242,7			
13	25.224	29.092	29.307	38.226	2'01.849	247,7	12:16'45.675										
14	24.705	30.176	29.462	38.464	2'02.807	250,6	12:18'48.482										
15	25.131	29.777	29.951	38.602	2'03.461C	252,3	12:20'51.943										
16	25.109	29.496	29.548	38.082	2'02.235	255,3	12:22'54.178										
17	25.288	29.527	29.757	38.478	2'03.050	257,1	12:24'57.228										
18	25.124	29.651	29.806	38.492	2'03.073	250,6	12:27'00.301										
19	25.057	29.927	29.818	38.604	2'03.406	257,1	12:29'03.707										
20	24.963	29.312	29.661	38.195	2'02.131C	254,1	12:31'05.838										

33°		77 M. PDNS					
Lap	Seg1	Seg2	Seg3	Seg4	Lap Time	km/h	Local Time
1		40.371	36.548	57.602			
2	32'37.408	36.644	34.158	53.576	34'41.786P		11:58'45.433
3	6'35.228	36.158	33.266	53.855	8'38.507CP		12:07'23.940
4	5'58.450	37.503	34.292	54.006	8'04.251P		12:15'28.191
5	8'39.126	35.258	33.718	49.572	10'37.674P		12:26'05.865

29°		72 Y. RUIZ (2'02.478)					
Lap	Seg1	Seg2	Seg3	Seg4	Lap Time	km/h	Local Time
1		36.304	35.912	47.791	C		
2	28.062	32.385	32.085	42.869	2'15.401	222,7	11:25'33.064
3	26.882	33.114	34.987	1'02.792	2'37.775CP	245,5	11:28'10.839
4	28'30.077	32.869	31.908	43.070	30'17.924P		11:58'28.763
5	26.888	31.839	31.073	45.927	2'15.727	246,0	12:00'44.490
6	26.532	31.828	31.148	43.225	2'12.733C	248,8	12:02'57.223
7	26.701	31.589	31.118	42.687	2'12.095C	247,1	12:05'09.318
8	26.280	31.401	30.610	42.017	2'10.308C	245,5	12:07'19.626
9	32.687	30.836	30.292	40.590	2'14.405	247,1	12:09'34.031
10	25.614	33.657	33.775	41.453	2'14.499C	247,7	12:11'48.530
11	25.173	30.738	29.925	40.081	2'05.917	248,3	12:13'54.447
12	25.192	30.737	29.798	39.691	2'05.418	248,3	12:15'59.865
13	24.920	30.034	29.475	39.495	2'03.924	248,8	12:18'03.789
14	24.626	30.750	29.322	39.875	2'04.573C	248,3	12:20'08.362
15	24.802	29.526	29.181	38.969	2'02.478	247,7	12:22'10.840
16	24.754	30.076	34.224	39.230	2'08.284	250,6	12:24'19.124
17	24.797	29.850	29.381	39.280	2'03.308	248,8	12:26'22.432
18	29.560	33.721	32.326	54.364	2'29.971P	251,2	12:28'52.403

30°		50 D. VOSTATEK (2'02.945)					
Lap	Seg1	Seg2	Seg3	Seg4	Lap Time	km/h	Local Time
1		37.933	34.520	47.207			
2	27.560	32.636	31.973	41.835	2'14.004	241,6	11:26'05.325
3	26.769	32.059	32.732	58.058	2'29.618CP	250,6	11:28'34.943
4	30'55.078	33.880	32.098	43.920	32'44.976P		12:01'19.919
5	26.753	31.288	30.787	40.574	2'09.402C	251,7	12:03'29.321
6	25.463	30.272	29.788	39.893	2'05.416	253,5	12:05'34.737
7	25.170	29.766	29.552	39.917	2'04.405C	254,1	12:07'39.142
8	28.958	30.359	30.042	40.134	2'09.493	252,9	12:09'48.635
9	25.081	29.873	29.619	39.416	2'03.989	254,1	12:11'52.624
10	25.758	31.966	31.248	50.690	2'19.662P	253,5	12:14'12.286
11	6'32.482	32.491	31.625	45.363	8'21.961P		12:22'34.247
12	26.474	30.901	29.998	42.075	2'09.448	252,3	12:24'43.695
13	25.147	29.798	29.475	39.430	2'03.850	252,9	12:26'47.545
14	24.817	29.721	28.750	39.657	2'02.945	254,1	12:28'50.490
15	25.481	29.474	29.026	41.419	2'05.400C	254,1	12:30'55.890

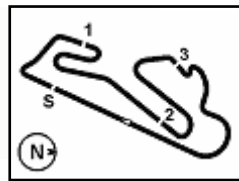
31°		54 B. SOFUOGLU (2'02.980)					
Lap	Seg1	Seg2	Seg3	Seg4	Lap Time	km/h	Local Time
1		33.358	33.433	43.131			
2	26.460	31.031	30.575	39.986	2'08.052	246,0	11:25'55.812
3	25.685	30.696	30.920	56.725	2'24.026CP	257,1	11:28'19.838
4	28'17.027	31.001	30.229	39.855	29'58.112P		11:58'17.950
5	25.102	29.502	29.869	38.507	2'02.980	257,8	12:00'20.930
6	24.849	29.393	29.259	3'01.056	4'24.557CP	260,9	12:04'45.487

32°		71 T. EDWARDS (2'11.966)					
Lap	Seg1	Seg2	Seg3	Seg4	Lap Time	km/h	Local Time

11/10/2024 P = Pits In/Out - C = Lap Time Cancelled

These data/results cannot be reproduced, stored and/or transmitted in whole or in part by any manner of electronic, mechanical, photocopying, recording, broadcasting or otherwise now known or herein after developed without the previous express consent by the copyright owner, except for reproduction in daily press and regular printed publications on sale to the public within 60 days of the event related to those data/results and always provided that copyright symbol appears together as follows below.

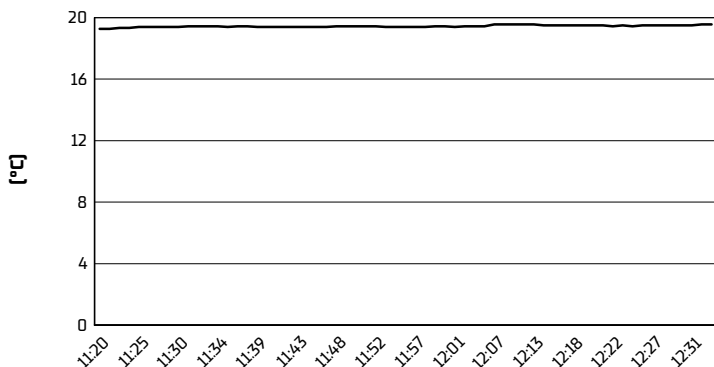
© DORNA WSBK ORGANIZATION Srl 2024



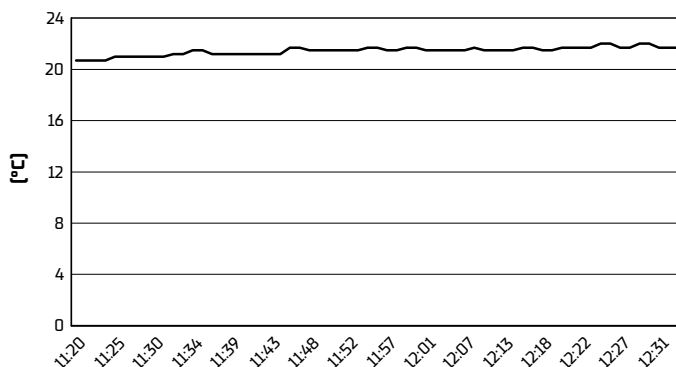
Circuito Estoril 4.182 m

Estoril Round, 11-13 October 2024
Weather Report Free Practice
Session started 11:20 - Session ended 12:34

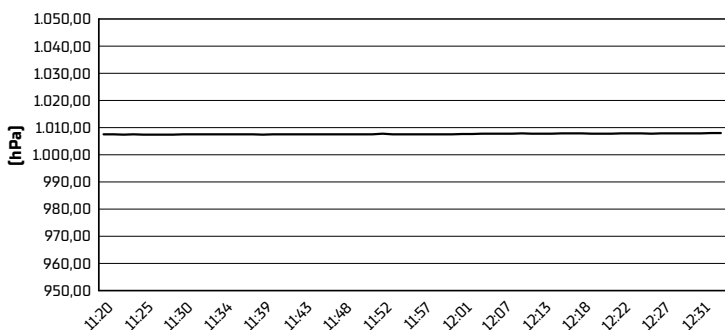
Air Temperature



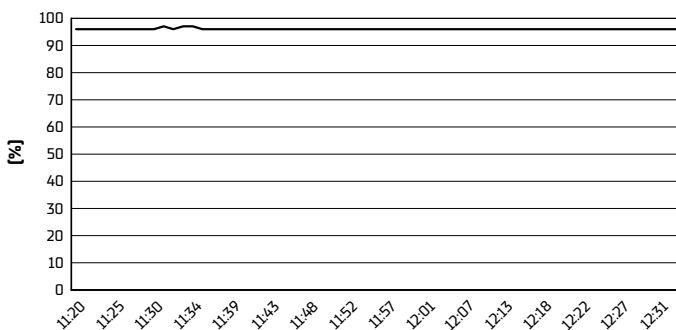
Track Temperature



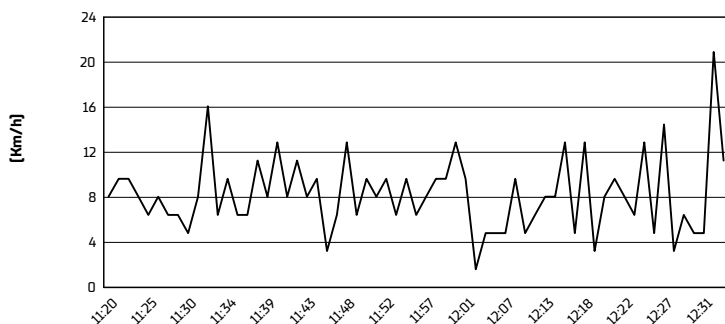
Air Pressure



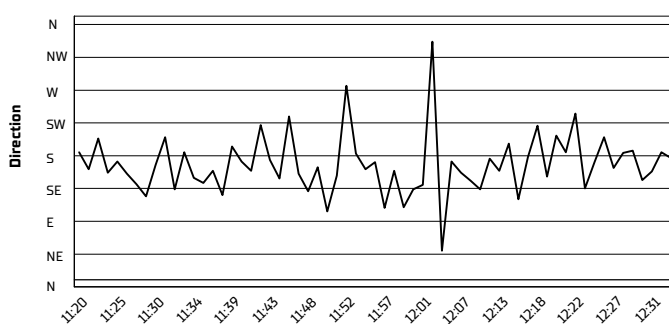
Humidity



Wind Speed



Wind Direction



11/10/2024

These data/results cannot be reproduced, stored and/or transmitted in whole or in part by any manner of electronic, mechanical, photocopying, recording, broadcasting or otherwise now known or herein after developed without the previous express consent by the copyright owner, except for reproduction in daily press and regular printed publications on sale to the public within 60 days of the event related to those data/results and always provided that copyright symbol appears together as follows below.

© DORNA WSBK ORGANIZATION Srl 2024

