

Estoril Round, 11-13 October 2024
Results Warm Up 1

Circuito Estoril 4.182 m

1 / 3

No.	Rider	Nat	Team	Bike	Class	Time	Gap	Rel.	Laps	Speed	
										Avg	Max
1	68 L. POWER	AUS	Motozoo ME AIR Racing	MV Agusta F3 800 RR	*	1'58.974			5	126,542	257,1
2	55 Y. MONTELLA	ITA	Barni Spark Racing Team	Ducati Panigale V2		2'00.080	1.106	1.106	4	125,376	266,0
3	53 V. DEBISE	FRA	Evan Bros. WorldSSP Yamaha Team	Yamaha YZF R6		2'01.632	2.658	1.552	4	123,777	259,6
4	16 A. ANUAR	MAS	PETRONAS MIE Racing Honda	Honda CBR600RR		2'01.753	2.779	0.121	2	123,654	262,8
5	7 L. BALDASSARRI	ITA	WRP by SKM-Triumph	Triumph Street Triple RS 765		2'02.175	3.201	0.422	4	123,227	255,3
6	64 F. CARICASULO	ITA	Motozoo ME AIR Racing	MV Agusta F3 800 RR		2'02.290	3.316	0.115	5	123,111	264,7
7	89 K. BIN PAWI	MAS	PETRONAS MIE Racing Honda	Honda CBR600RR		2'02.542	3.568	0.252	5	122,857	263,4
8	94 L. MAHIAS	FRA	GMT94 Yamaha	Yamaha YZF R6		2'02.872	3.898	0.330	4	122,528	258,4
9	39 K. KEANKUM	THA	Yamaha Thailand Racing Team	Yamaha YZF R6		2'02.957	3.983	0.085	5	122,443	259,0
10	99 A. HUERTAS	ESP	Aruba.it Racing WorldSSP Team	Ducati Panigale V2		2'03.014	4.040	0.057	5	122,386	265,4
11	28 G. VAN STRAALEN	NED	Pata Yamaha Ten Kate Racing	Yamaha YZF R6		2'03.368	4.394	0.354	5	122,035	261,5
12	40 S. CORSI	ITA	Renzi Corse	Ducati Panigale V2	*	2'04.406	5.432	1.038	3	121,017	259,6
13	32 O. BAYLISS	AUS	D34G Racing WorldSSP Team	Ducati Panigale V2		2'04.517	5.543	0.111	4	120,909	247,7
14	11 B. BENDSNEYDER	NED	MV Agusta Reparto Corse	MV Agusta F3 800 RR		2'04.648	5.674	0.131	5	120,782	254,7
15	9 J. NAVARRO	ESP	Orelac Racing Verdunatura	Ducati Panigale V2		2'04.740	5.766	0.092	4	120,693	259,6
----- Out 105% in this Session -----											
16	29 G. MORENO	MEX	VIAMO Racing by MTM	Kawasaki ZX-6R		2'05.757	6.783	1.017	4	119,717	258,4
17	72 Y. RUIZ	ESP	VFT Racing Yamaha	Yamaha YZF R6		2'05.791	6.817	0.034	5	119,684	256,5
18	5 N. ANTONELLI	ITA	Ecosantagata Althea Racing Team	Ducati Panigale V2		2'06.104	7.130	0.313	4	119,387	259,6
19	27 K. TOBA	JPN	PETRONAS MIE Racing Honda	Honda CBR600RR		2'06.397	7.423	0.293	5	119,110	260,9
20	23 M. SCHROETTER	GER	MV Agusta Reparto Corse	MV Agusta F3 800 RR		2'07.007	8.033	0.610	4	118,538	259,6
21	71 T. EDWARDS	AUS	D34G Racing WorldSSP Team	Ducati Panigale V2	*	2'08.913	9.939	1.906	4	116,786	260,2
22	54 B. SOFUOGLU	TUR	Yamaha Thailand Racing Team	Yamaha YZF R6		2'09.222	10.248	0.309	5	116,506	265,4
23	37 G. RIBEIRO	POR	FIFTY Motorsport	Yamaha YZF R6		2'10.018	11.044	0.796	5	115,793	248,8
24	77 M. PONS	ESP	Team Prodina AltoGo	Yamaha YZF R6	*				1		261,5
25	62 S. MANZI	ITA	Pata Yamaha Ten Kate Racing	Yamaha YZF R6					3		261,5
26	3 R. DE ROSA	ITA	QJMOTOR Factory Racing	QJMOTOR SRK 800 RR	*				3		254,7
27	74 P. BIESIEKIRSKI	POL	Ecosantagata Althea Racing Team	Ducati Panigale V2					0		
28	17 J. MCPHEE	GBR	WRP by SKM-Triumph	Triumph Street Triple RS 765					0		
29	50 O. VOSTATEK	CZE	PTR Triumph	Triumph Street Triple RS 765					0		
30	66 N. TUULI	FIN	EAB Racing Team	Ducati Panigale V2					0		
31	69 T. BOOTH-AMOS	GBR	PTR Triumph	Triumph Street Triple RS 765					0		

Qualifying Lap Time [105% of 1'58.974]: 2'04.923

* WorldSSP Challenge

AIR	Humidity:	96%	Temp:	19°C
TRACK	Condition:	Wet	Temp:	21°C

Records	Pole	(SP)	2022	D.Aegerter	1'39.046	152,000	Km/h
	Race	(RC1)	2020	I.Vinales	1'40.053	150,470	Km/h
	All Times	(SP)	2022	D.Aegerter	1'39.046	152,000	Km/h

Start 12/10/2024 09:50 End 10:08 The results are provisional until the end of the time limit for protests and appeals and the completion of the technical checks.

These data/results cannot be reproduced, stored and/or transmitted in whole or in part by any manner of electronic, mechanical, photocopying, recording, broadcasting or otherwise now known or herein after developed without the previous express consent by the copyright owner, except for reproduction in daily press and regular printed publications on sale to the public within 60 days of the event related to those data/results and always provided that copyright symbol appears together as follows below.

© DORNA WSBK ORGANIZATION Srl 2024

Estoril Round, 11-13 October 2024
Results Warm Up 1

Circuito Estoril 4.182 m

2 / 3

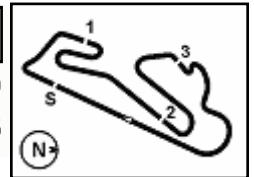
Session Highlights

Local Time	No. Rider	Description
09.45.00		WET PRACTICE - LIGHTS ON
09.50.00		Start of Session
09.50.05		WET PRACTICE - LIGHTS ON
09.51.00	74 P. BIESIEKIRSKI	#74 Crashed - Turn 4
09.54.16	77 M. PONS	#77 Crashed - Turn 12
09.55.56	9 J. NAVARRO	#9 Lap Time Cancelled (First Lap) - Yellow Flag - Turn 12-13
09.56.01	40 S. CORSI	#40 Lap Time Cancelled (2'06.601) - Yellow Flag - Turn 12-13
09.56.06	39 K. KEANKUM	#39 Lap Time Cancelled (2'05.775) - Yellow Flag - Turn 12-13
09.56.11	37 G. RIBEIRO	#37 Lap Time Cancelled (2'10.058) - Yellow Flag - Turn 12-13
09.56.16	11 B. BENDSNEYDER	#11 Lap Time Cancelled (2'06.116) - Yellow Flag - Turn 12-13
09.56.21	32 O. BAYLISS	#32 Lap Time Cancelled (2'09.535) - Yellow Flag - Turn 12-13
09.56.26	7 L. BALDASSARRI	#7 Lap Time Cancelled (2'03.652) - Yellow Flag - Turn 12-13
09.56.31	54 B. SOFUOGLU	#54 Lap Time Cancelled (2'05.894) - Yellow Flag - Turn 12-13
09.56.36	16 A. ANUAR	#16 Lap Time Cancelled (2'05.550) - Yellow Flag - Turn 12-13
09.56.41	94 L. MAHIAS	#94 Lap Time Cancelled (2'06.122) - Yellow Flag - Turn 12-13
09.56.46	23 M. SCHROETTER	#23 Lap Time Cancelled (2'05.346) - Yellow Flag - Turn 12-13
09.56.51	89 K. BIN PAWI	#89 Lap Time Cancelled (2'03.503) - Yellow Flag - Turn 12-13
09.56.56	53 V. DEBISE	#53 Lap Time Cancelled (2'02.503) - Yellow Flag - Turn 12-13
09.57.01	99 A. HUERTAS	#99 Lap Time Cancelled (2'05.461) - Yellow Flag - Turn 12-13
09.57.05	16 A. ANUAR	#16 Crashed - Turn 3
09.57.06	29 G. MORENO	#29 Lap Time Cancelled (2'08.589) - Yellow Flag - Turn 12-13
09.57.12	72 Y. RUIZ	#72 Lap Time Cancelled (2'09.368) - Yellow Flag - Turn 12-13
09.57.12		RED FLAG
09.57.16	71 T. EDWARDS	#71 Lap Time Cancelled (2'14.085) - Yellow Flag - Turn 12-13
09.57.21	27 K. TOBA	#27 Lap Time Cancelled (2'10.279) - Yellow Flag - Turn 12-13
09.57.26	5 N. ANTONELLI	#5 Lap Time Cancelled (2'09.202) - Yellow Flag - Turn 12-13
09.57.31	28 G. VAN STRAALEN	#28 Lap Time Cancelled (2'04.502) - Yellow Flag - Turn 12-13
09.57.36	62 S. MANZI	#62 Lap Time Cancelled (2'05.911) - Yellow Flag - Turn 12-13
09.57.41	3 R. DE ROSA	#3 Lap Time Cancelled (2'02.494) - Yellow Flag - Turn 12-13
09.57.46	72 Y. RUIZ	#72 Lap Time Cancelled (First Lap) - Yellow Flag - Turn 3
09.57.51	71 T. EDWARDS	#71 Lap Time Cancelled (First Lap) - Yellow Flag - Turn 3
09.57.56	54 B. SOFUOGLU	#54 Lap Time Cancelled (First Lap) - Yellow Flag - Turn 3
09.58.01	94 L. MAHIAS	#94 Lap Time Cancelled (First Lap) - Yellow Flag - Turn 3
09.58.06	23 M. SCHROETTER	#23 Lap Time Cancelled (First Lap) - Yellow Flag - Turn 3
09.58.11	16 A. ANUAR	#16 Lap Time Cancelled (First Lap) - Yellow Flag - Turn 3
09.58.16	29 G. MORENO	#29 Lap Time Cancelled (First Lap) - Yellow Flag - Turn 3
09.58.21	7 L. BALDASSARRI	#7 Lap Time Cancelled (First Lap) - Yellow Flag - Turn 3
09.58.26	89 K. BIN PAWI	#89 Lap Time Cancelled (First Lap) - Yellow Flag - Turn 3
09.58.31	5 N. ANTONELLI	#5 Lap Time Cancelled (First Lap) - Yellow Flag - Turn 3
09.58.36	27 K. TOBA	#27 Lap Time Cancelled (First Lap) - Yellow Flag - Turn 3
09.58.41	99 A. HUERTAS	#99 Lap Time Cancelled (First Lap) - Yellow Flag - Turn 3
09.58.46	28 G. VAN STRAALEN	#28 Lap Time Cancelled (First Lap) - Yellow Flag - Turn 3
09.58.53	64 F. CARICASULO	#64 Lap Time Cancelled (First Lap) - Yellow Flag - Turn 5
09.58.58	77 M. PONS	#77 Lap Time Cancelled (First Lap) - Yellow Flag - Turn 5
09.59.03	37 G. RIBEIRO	#37 Lap Time Cancelled (First Lap) - Yellow Flag - Turn 5
09.59.08	32 O. BAYLISS	#32 Lap Time Cancelled (First Lap) - Yellow Flag - Turn 5
09.59.13	40 S. CORSI	#40 Lap Time Cancelled (First Lap) - Yellow Flag - Turn 5
09.59.18	39 K. KEANKUM	#39 Lap Time Cancelled (First Lap) - Yellow Flag - Turn 5
09.59.26	72 Y. RUIZ	#72 Lap Time Cancelled (First Lap) - Yellow Flag - Turn 5
09.59.29	54 B. SOFUOGLU	#54 Lap Time Cancelled (First Lap) - Yellow Flag - Turn 5
09.59.32	71 T. EDWARDS	#71 Lap Time Cancelled (First Lap) - Yellow Flag - Turn 5
09.59.35	94 L. MAHIAS	#94 Lap Time Cancelled (First Lap) - Yellow Flag - Turn 5
09.59.38	16 A. ANUAR	#16 Lap Time Cancelled (First Lap) - Yellow Flag - Turn 5
09.59.41	23 M. SCHROETTER	#23 Lap Time Cancelled (First Lap) - Yellow Flag - Turn 5
09.59.44	29 G. MORENO	#29 Lap Time Cancelled (First Lap) - Yellow Flag - Turn 5
09.59.47	7 L. BALDASSARRI	#7 Lap Time Cancelled (First Lap) - Yellow Flag - Turn 5

Start End The results are provisional until the end of the time limit for protests and appeals
12/10/2024 09:50 10:08 and the completion of the technical checks.

These data/results cannot be reproduced, stored and/or transmitted in whole or in part by any manner of electronic, mechanical, photocopying, recording, broadcasting or otherwise now known or herein after developed without the previous express consent by the copyright owner, except for reproduction in daily press and regular printed publications on sale to the public within 60 days of the event related to those data/results and always provided that copyright symbol appears together as follows below.

© DORNA WSBK ORGANIZATION Srl 2024



Estoril Round, 11-13 October 2024
Results Warm Up 1

09.59.50	89 K. BIN PAWI	#89 Lap Time Cancelled (First Lap) - Yellow Flag - Turn 5
09.59.53	53 V. DEBISE	#53 Lap Time Cancelled (First Lap) - Yellow Flag - Turn 5
09.59.56	99 A. HUERTAS	#99 Lap Time Cancelled (First Lap) - Yellow Flag - Turn 5
09.59.59	27 K. TOBA	#27 Lap Time Cancelled (First Lap) - Yellow Flag - Turn 5
10.00.02	5 N. ANTONELLI	#5 Lap Time Cancelled (First Lap) - Yellow Flag - Turn 5
10.00.05	28 G. VAN STRAALEN	#28 Lap Time Cancelled (First Lap) - Yellow Flag - Turn 5
10.00.08	62 S. MANZI	#62 Lap Time Cancelled (First Lap) - Yellow Flag - Turn 5
10.05.31	3 R. DE ROSA	#3 Stopped with Technical Problem - Turn 3
10.09.01	99 A. HUERTAS	#99 Lap Time Cancelled (2'04.229) - Yellow Flag - Turn 2-3
10.10.07	9 J. NAVARRO	#9 Lap Time Cancelled (2'03.625) - Yellow Flag - Turn 3
10.10.10	54 B. SOFUOGLU	#54 Lap Time Cancelled (2'02.631) - Yellow Flag - Turn 3
10.10.13	37 G. RIBEIRO	#37 Lap Time Cancelled (2'09.047) - Yellow Flag - Turn 3
10.10.16	72 Y. RUIZ	#72 Lap Time Cancelled (2'09.737) - Yellow Flag - Turn 3
10.10.21		End of Session

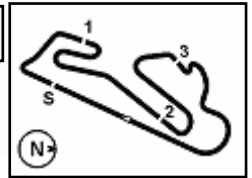
Fastest Laps Sequence

No.	Rider	Nat	Team	Bike	Local Time	Time	Gap	Avg
55	Y. MONTELLA	ITA	Barni Spark Racing Team	Ducati Panigale V2	09:54'14.391	2'01.332		124,083
68	L. POWER	AUS	Motozoo ME AIR Racing	MV Agusta F3 800 RR	09:54'17.214	2'00.482	-0.850	124,958
55	Y. MONTELLA	ITA	Barni Spark Racing Team	Ducati Panigale V2	09:56'14.471	2'00.080	-0.402	125,376
68	L. POWER	AUS	Motozoo ME AIR Racing	MV Agusta F3 800 RR	09:56'16.188	1'58.974	-1.106	126,542

Start 09:50 End 10:08 The results are provisional until the end of the time limit for protests and appeals and the completion of the technical checks.

These data/results cannot be reproduced, stored and/or transmitted in whole or in part by any manner of electronic, mechanical, photocopying, recording, broadcasting or otherwise now known or herein after developed without the previous express consent by the copyright owner, except for reproduction in daily press and regular printed publications on sale to the public within 60 days of the event related to those data/results and always provided that copyright symbol appears together as follows below.

© DORNA WSBK ORGANIZATION Srl 2024



Circuito Estoril 4.182 m

Estoril Round, 11-13 October 2024
Best Sectors & Speed Warm Up 1

BEST LAP		
1	68 L. POWER	MV Agusta F3 800 RR 1'58.974
2	55 Y. MONTELLA	Ducati Panigale V2 2'00.080
3	53 V. DEBISE	Yamaha YZF R6 2'01.632
4	16 A. ANUAR	Honda CBR600RR 2'01.753
5	7 L. BALDASSARRI	Triumph Street Triple RS 765 2'02.175
6	64 F. CARICASULO	MV Agusta F3 800 RR 2'02.290
7	89 K. BIN PAWI	Honda CBR600RR 2'02.542
8	94 L. MAHIAS	Yamaha YZF R6 2'02.872
9	39 K. KEANKUM	Yamaha YZF R6 2'02.957
10	99 A. HUERTAS	Ducati Panigale V2 2'03.014
11	28 G. VAN STRAALEN	Yamaha YZF R6 2'03.368
12	40 S. CORSI	Ducati Panigale V2 2'04.406
13	32 D. BAYLISS	Ducati Panigale V2 2'04.517
14	11 B. BENDSNEYDER	MV Agusta F3 800 RR 2'04.648
15	9 J. NAVARRO	Ducati Panigale V2 2'04.740
16	29 G. MORENO	Kawasaki ZX-6R 2'05.757
17	72 Y. RUIZ	Yamaha YZF R6 2'05.791
18	5 N. ANTONELLI	Ducati Panigale V2 2'06.104
19	27 K. TOBA	Honda CBR600RR 2'06.397
20	23 M. SCHROETTER	MV Agusta F3 800 RR 2'07.007
21	71 T. EDWARDS	Ducati Panigale V2 2'08.913
22	54 B. SOFUOGLU	Yamaha YZF R6 2'09.222
23	37 G. RIBEIRO	Yamaha YZF R6 2'10.018
24	3 R. DE ROSA	QJMOTOR SRK 800 RR
25	17 J. MCPHEE	Triumph Street Triple RS 765
26	50 D. VOSTATEK	Triumph Street Triple RS 765
27	62 S. MANZI	Yamaha YZF R6
28	66 N. TUULI	Ducati Panigale V2
29	69 T. BOOTH-AMOS	Triumph Street Triple RS 765
30	74 P. BIESIEKIRSKI	Ducati Panigale V2
31	77 M. PONS	Yamaha YZF R6

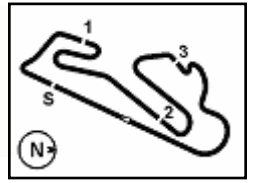
SPEED		
1	55 Y. MONTELLA	Ducati Panigale V2 266,0
2	99 A. HUERTAS	Ducati Panigale V2 265,4
3	54 B. SOFUOGLU	Yamaha YZF R6 265,4
4	64 F. CARICASULO	MV Agusta F3 800 RR 264,7
5	89 K. BIN PAWI	Honda CBR600RR 263,4
6	16 A. ANUAR	Honda CBR600RR 262,8
7	77 M. PONS	Yamaha YZF R6 261,5
8	62 S. MANZI	Yamaha YZF R6 261,5
9	28 G. VAN STRAALEN	Yamaha YZF R6 261,5
10	27 K. TOBA	Honda CBR600RR 260,9
11	71 T. EDWARDS	Ducati Panigale V2 260,2
12	40 S. CORSI	Ducati Panigale V2 259,6
13	9 J. NAVARRO	Ducati Panigale V2 259,6
14	23 M. SCHROETTER	MV Agusta F3 800 RR 259,6
15	5 N. ANTONELLI	Ducati Panigale V2 259,6
16	53 V. DEBISE	Yamaha YZF R6 259,6
17	39 K. KEANKUM	Yamaha YZF R6 259,0
18	94 L. MAHIAS	Yamaha YZF R6 258,4
19	29 G. MORENO	Kawasaki ZX-6R 258,4
20	68 L. POWER	MV Agusta F3 800 RR 257,1
21	72 Y. RUIZ	Yamaha YZF R6 256,5
22	7 L. BALDASSARRI	Triumph Street Triple RS 765 255,3
23	3 R. DE ROSA	QJMOTOR SRK 800 RR 254,7
24	11 B. BENDSNEYDER	MV Agusta F3 800 RR 254,7
25	37 G. RIBEIRO	Yamaha YZF R6 248,8
26	32 D. BAYLISS	Ducati Panigale V2 247,7

SEG. 1		SEG. 2		SEG. 3		SEG. 4	
1	68 L. POWER 23.857	1	68 L. POWER 28.515	1	3 R. DE ROSA 28.578	1	68 L. POWER 37.686
2	55 Y. MONTELLA 23.944	2	55 Y. MONTELLA 28.891	2	68 L. POWER 28.627	2	55 Y. MONTELLA 37.791
3	64 F. CARICASULO 24.400	3	53 V. DEBISE 29.048	3	53 V. DEBISE 28.638	3	32 D. BAYLISS 38.402
4	9 J. NAVARRO 24.455	4	7 L. BALDASSARRI 29.128	4	16 A. ANUAR 29.011	4	39 K. KEANKUM 38.493
5	39 K. KEANKUM 24.475	5	3 R. DE ROSA 29.175	5	89 K. BIN PAWI 29.013	5	16 A. ANUAR 38.579
6	77 M. PONS 24.556	6	89 K. BIN PAWI 29.278	6	55 Y. MONTELLA 29.023	6	23 M. SCHROETTER 38.651
7	3 R. DE ROSA 24.607	7	54 B. SOFUOGLU 29.296	7	54 B. SOFUOGLU 29.107	7	7 L. BALDASSARRI 38.836
8	28 G. VAN STRAALEN 24.773	8	16 A. ANUAR 29.331	8	94 L. MAHIAS 29.123	8	64 F. CARICASULO 38.840
9	40 S. CORSI 24.793	9	64 F. CARICASULO 29.387	9	77 M. PONS 29.181	9	89 K. BIN PAWI 38.848
10	54 B. SOFUOGLU 24.808	10	9 J. NAVARRO 29.463	10	64 F. CARICASULO 29.191	10	11 B. BENDSNEYDER 38.851
11	16 A. ANUAR 24.832	11	99 A. HUERTAS 29.517	11	7 L. BALDASSARRI 29.226	11	40 S. CORSI 38.880
12	99 A. HUERTAS 24.868	12	94 L. MAHIAS 29.523	12	39 K. KEANKUM 29.381	12	9 J. NAVARRO 38.958
13	53 V. DEBISE 24.966	13	28 G. VAN STRAALEN 29.812	13	99 A. HUERTAS 29.403	13	53 V. DEBISE 38.980
14	7 L. BALDASSARRI 24.985	14	39 K. KEANKUM 29.882	14	9 J. NAVARRO 29.610	14	94 L. MAHIAS 39.093
15	23 M. SCHROETTER 25.029	15	23 M. SCHROETTER 30.020	15	28 G. VAN STRAALEN 29.666	15	28 G. VAN STRAALEN 39.117
16	11 B. BENDSNEYDER 25.121	16	11 B. BENDSNEYDER 30.021	16	23 M. SCHROETTER 29.766	16	5 N. ANTONELLI 39.130
17	94 L. MAHIAS 25.133	17	77 M. PONS 30.051	17	11 B. BENDSNEYDER 29.778	17	99 A. HUERTAS 39.222
18	62 S. MANZI 25.136	18	32 D. BAYLISS 30.054	18	40 S. CORSI 29.782	18	27 K. TOBA 39.406
19	89 K. BIN PAWI 25.176	19	62 S. MANZI 30.111	19	62 S. MANZI 29.787	19	54 B. SOFUOGLU 39.537
20	32 D. BAYLISS 25.380	20	72 Y. RUIZ 30.257	20	72 Y. RUIZ 29.846	20	3 R. DE ROSA 39.554
21	29 G. MORENO 25.545	21	40 S. CORSI 30.312	21	29 G. MORENO 30.002	21	29 G. MORENO 39.650
22	72 Y. RUIZ 25.589	22	27 K. TOBA 30.496	22	32 D. BAYLISS 30.277	22	62 S. MANZI 39.814
23	5 N. ANTONELLI 25.816	23	29 G. MORENO 30.560	23	27 K. TOBA 30.338	23	72 Y. RUIZ 40.099
24	27 K. TOBA 26.112	24	5 N. ANTONELLI 30.690	24	5 N. ANTONELLI 30.339	24	71 T. EDWARDS 40.351
25	37 G. RIBEIRO 26.344	25	37 G. RIBEIRO 30.950	25	37 G. RIBEIRO 30.679	25	37 G. RIBEIRO 41.758
26	71 T. EDWARDS 26.614	26	71 T. EDWARDS 31.118	26	71 T. EDWARDS 30.830		

12/10/2024

These data/results cannot be reproduced, stored and/or transmitted in whole or in part by any manner of electronic, mechanical, photocopying, recording, broadcasting or otherwise now known or herein after developed without the previous express consent by the copyright owner, except for reproduction in daily press and regular printed publications on sale to the public within 60 days of the event related to those data/results and always provided that copyright symbol appears together as follows below.

© DORNA WSBK ORGANIZATION Srl 2024



Circuito Estoril 4.182 m

Estoril Round, 11-13 October 2024
Ideal Times Warm Up 1

No.	Rider	Nat	Bike	Seg. 1	Seg. 2	Seg. 3	Seg. 4	Ideal Time		
				Diff. 1	Diff. 2	Diff. 3	Diff. 4	Best Lap	Pos.	Diff.
1	68 L. POWER	AUS	MV Agusta F3 800 RR	23.857	28.515 +0.289	28.627	37.686	1'58.685 1'58.974	1	0.289
2	55 Y. MONTELLA	ITA	Ducati Panigale V2	23.944 +0.263	28.891 +0.168	29.023	37.791	1'59.649 2'00.080	2	0.431
3	53 V. DEBISE	FRA	Yamaha YZF R6	24.966	29.048	28.638	38.980	2'01.632 2'01.632	3	
4	16 A. ANUAR	MAS	Honda CBR600RR	24.832	29.331	29.011	38.579	2'01.753 2'01.753	4	
5	64 F. CARICASULO	ITA	MV Agusta F3 800 RR	24.400 +0.457	29.387	29.191	38.840 +0.015	2'01.818 2'02.290	6	0.472
6	7 L. BALDASSARRI	ITA	Triumph Street Triple RS 765	24.985	29.128	29.226	38.836	2'02.175 2'02.175	5	
7	39 K. KEANKUM	THA	Yamaha YZF R6	24.475 +0.525	29.882 +0.014	29.381 +0.187	38.493	2'02.231 2'02.957	9	0.726
8	89 K. BIN PAWI	MAS	Honda CBR600RR	25.176 +0.227	29.278	29.013	38.848	2'02.315 2'02.542	7	0.227
9	9 J. NAVARRO	ESP	Ducati Panigale V2	24.455 +1.273	29.463 +0.981	29.610	38.958	2'02.486 2'04.740	15	2.254
10	54 B. SOFUOGLU	TUR	Yamaha YZF R6	24.808 +0.548	29.296 +0.114	29.107 +0.097	39.537 +5.715	2'02.748 2'09.222	22	6.474
11	94 L. MAHIAS	FRA	Yamaha YZF R6	25.133	29.523	29.123	39.093	2'02.872 2'02.872	8	
12	99 A. HUERTAS	ESP	Ducati Panigale V2	24.868	29.517	29.403	39.222 +0.004	2'03.010 2'03.014	10	0.004
13	28 G. VAN STRAALEN	NED	Yamaha YZF R6	24.773	29.812	29.666	39.117	2'03.368 2'03.368	11	
14	23 M. SCHROETTER	GER	MV Agusta F3 800 RR	25.029 +0.582	30.020	29.766 +2.959	38.651	2'03.466 2'07.007	20	3.541
15	40 S. CORSI	ITA	Ducati Panigale V2	24.793 +0.639	30.312	29.782	38.880	2'03.767 2'04.406	12	0.639
16	11 B. BENDSNEYDER	NED	MV Agusta F3 800 RR	25.121 +0.661	30.021 +0.216	29.778	38.851	2'03.771 2'04.648	14	0.877
17	32 D. BAYLISS	AUS	Ducati Panigale V2	25.380	30.054 +0.404	30.277	38.402	2'04.113 2'04.517	13	0.404
18	29 G. MORENO	MEX	Kawasaki ZX-6R	25.545	30.560	30.002	39.650	2'05.757 2'05.757	16	
19	72 Y. RUIZ	ESP	Yamaha YZF R6	25.589	30.257	29.846	40.099	2'05.791 2'05.791	17	
20	5 N. ANTONELLI	ITA	Ducati Panigale V2	25.816	30.690	30.339 +0.129	39.130	2'05.975 2'06.104	18	0.129
21	27 K. TOBA	JPN	Honda CBR600RR	26.112 +0.045	30.496	30.338	39.406	2'06.352 2'06.397	19	0.045
22	71 T. EDWARDS	AUS	Ducati Panigale V2	26.614	31.118	30.830	40.351	2'08.913 2'08.913	21	
23	37 G. RIBEIRO	POR	Yamaha YZF R6	26.344 +0.050	30.950	30.679	41.758 +0.237	2'09.731 2'10.018	23	0.287
	3 R. DE ROSA	ITA	QJMOTOR SRK 800 RR							
	17 J. MCPHEE	GBR	Triumph Street Triple RS 765							
	50 D. VOSTATEK	CZE	Triumph Street Triple RS 765							
	62 S. MANZI	ITA	Yamaha YZF R6							
	66 N. TUULI	FIN	Ducati Panigale V2							
	69 T. BOOTH-AMOS	GBR	Triumph Street Triple RS 765							
	74 P. BIESIEKIRSKI	POL	Ducati Panigale V2							
	77 M. PONS	ESP	Yamaha YZF R6							
Overall Ideal Time				23.857	28.515	28.578	37.686	1'58.636		

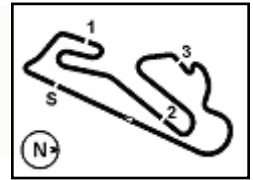
12/10/2024

These data/results cannot be reproduced, stored and/or transmitted in whole or in part by any manner of electronic, mechanical, photocopying, recording, broadcasting or otherwise now known or herein after developed without the previous express consent by the copyright owner, except for reproduction in daily press and regular printed publications on sale to the public within 60 days of the event related to those data/results and always provided that copyright symbol appears together as follows below.

© DORNA WSBK ORGANIZATION Srl 2024

FIGR PERUGIA TIMING





Circuito Estoril 4.182 m

Estoril Round, 11-13 October 2024
Chronological Analysis Warm Up 1

1 / 2

1° 68 L. POWER [1'58.974]							
Lap	Seg1	Seg2	Seg3	Seg4	Lap Time	km/h	Local Time
1		32.674	30.098	39.405			
2	24.232	29.387	28.721	38.142	2'00.482	255,3	9:54'17.214
3	23.857	28.804	28.627	37.686	1'58.974	257,1	9:56'16.188
4	23.859	28.515	31.847	53.560	2'17.781CP	257,1	9:58'33.969
5	4'22.556	30.851	30.122	39.588	6'03.117P		10:04'37.086
6	24.539	28.902	29.232	39.351	2'02.024	257,1	10:06'39.110

2	25.664	31.013	29.992	39.453	2'06.122C	248,8	9:54'37.122
3	25.133	29.523	29.123	39.093	2'02.872	253,5	9:56'39.994
4	26.221	32.190	31.158	52.486	2'22.055CP	258,4	9:59'02.049
5	5'44.541	30.939	29.940	39.726	7'25.146P		10:06'27.195

2° 55 V. MONTELLA [2'00.080]							
Lap	Seg1	Seg2	Seg3	Seg4	Lap Time	km/h	Local Time
1		30.617	29.604	39.047			
2	24.587	29.265	29.079	38.401	2'01.332	264,7	9:54'14.391
3	24.207	29.059	29.023	37.791	2'00.080	266,0	9:56'14.471
4	23.944	28.891	32.446	52.441	2'17.722CP	265,4	9:58'32.193
5	4'43.897	30.166	29.170	38.633	6'21.866P		10:04'54.059

9° 39 K. KEANKUM [2'02.957]							
Lap	Seg1	Seg2	Seg3	Seg4	Lap Time	km/h	Local Time
1		34.142	32.460	40.215			C
2	25.509	29.999	30.259	40.008	2'05.775C	253,5	9:54'30.264
3	25.000	29.896	29.568	38.493	2'02.957	259,0	9:56'33.221
4	24.475	32.077	31.754	53.320	2'21.626CP	259,0	9:58'54.847
5	3'54.017	29.956	30.336	40.040	5'34.349P		10:04'29.196
6	25.112	29.882	29.381	38.964	2'03.339	256,5	10:06'32.535

3° 53 V. DEBISE [2'01.632]							
Lap	Seg1	Seg2	Seg3	Seg4	Lap Time	km/h	Local Time
1		48.276	30.795	40.786			C
2	25.667	29.301	28.941	38.594	2'02.503C	259,6	9:54'37.768
3	24.966	29.048	28.638	38.980	2'01.632	258,4	9:56'39.400
4	25.271	29.748	29.653	48.433	2'13.105CP	259,6	9:58'52.505
5	4'40.735	30.529	30.155	39.533	6'20.952P		10:05'13.457

10° 99 A. HUERTAS [2'03.014]							
Lap	Seg1	Seg2	Seg3	Seg4	Lap Time	km/h	Local Time
1		32.295	30.329	39.962			C
2	26.026	30.187	29.624	39.624	2'05.461C	246,6	9:54'42.287
3	24.868	29.517	29.403	39.226	2'03.014	265,4	9:56'45.301
4	25.403	32.943	29.959	51.157	2'19.462CP	261,5	9:59'04.763
5	4'04.141	30.233	29.801	39.222	5'43.397P		10:04'48.160
6	24.968	29.790	29.751	39.720	2'04.229C	262,8	10:06'52.389

4° 16 A. ANUAR [2'01.753]							
Lap	Seg1	Seg2	Seg3	Seg4	Lap Time	km/h	Local Time
1		31.854	31.345	41.844			C
2	25.487	30.847	29.666	39.550	2'05.550C	257,8	9:54'36.173
3	24.832	29.331	29.011	38.579	2'01.753	262,8	9:56'37.926
4	28.984					261,5	

11° 28 G. VAN STRAALEN [2'03.368]							
Lap	Seg1	Seg2	Seg3	Seg4	Lap Time	km/h	Local Time
1		32.244	30.552	40.042			C
2	25.062	29.914	29.779	39.747	2'04.502C	260,2	9:55'01.553
3	24.773	29.812	29.666	39.117	2'03.368	261,5	9:57'04.921
4	27.133	33.363	33.840	53.712	2'28.048CP	261,5	9:59'32.969
5	3'12.249	31.947	31.428	41.591	4'57.215P		10:04'30.184
6	25.630	30.475	31.160	41.001	2'08.266	255,9	10:06'38.450

5° 7 L. BALDASSARRI [2'02.175]							
Lap	Seg1	Seg2	Seg3	Seg4	Lap Time	km/h	Local Time
1		33.017	31.464	40.577			C
2	25.130	29.745	29.363	39.414	2'03.652C	250,6	9:54'35.731
3	24.985	29.128	29.226	38.836	2'02.175	252,9	9:56'37.906
4	26.260	38.423	32.719	53.518	2'30.920CP	255,3	9:59'08.826
5	5'06.027	30.850	30.419	40.316	6'47.612P		10:05'56.438

12° 40 S. CORSI [2'04.406]							
Lap	Seg1	Seg2	Seg3	Seg4	Lap Time	km/h	Local Time
1		33.188	31.853	40.427			C
2	25.503	30.389	30.324	40.385	2'06.601C	245,5	9:54'30.200
3	25.432	30.312	29.782	38.880	2'04.406	257,1	9:56'34.606
4	24.793	31.381	32.483	54.317	2'22.974CP	259,6	9:58'57.580

6° 64 F. CARICASULO [2'02.290]							
Lap	Seg1	Seg2	Seg3	Seg4	Lap Time	km/h	Local Time
1		31.907	30.436	39.761			C
2	24.824	30.338	29.611	40.542	2'05.315	264,7	9:54'23.526
3	24.642	30.232	29.291	38.840	2'03.005	257,1	9:56'26.531
4	24.400	30.489	35.107	59.524	2'29.520CP	260,2	9:58'56.051
5	4'00.050	30.940	30.148	39.565	5'40.703P		10:04'36.754
6	24.857	29.387	29.191	38.855	2'02.290	262,1	10:06'39.044

13° 32 D. BAYLISS [2'04.517]							
Lap	Seg1	Seg2	Seg3	Seg4	Lap Time	km/h	Local Time
1		34.204	32.484	40.557			C
2	25.634	30.054	33.775	40.072	2'09.535C	242,7	9:54'33.656
3	25.380	30.458	30.277	38.402	2'04.517	247,7	9:56'38.173
4	25.773	31.449	30.582	53.733	2'21.537CP	244,3	9:58'59.710
5	4'17.175	31.214	30.515	42.795	6'01.699P		10:05'01.409

7° 89 K. BIN PAWI [2'02.542]							
Lap	Seg1	Seg2	Seg3	Seg4	Lap Time	km/h	Local Time
1		32.925	31.823	41.832			C
2	25.736	29.577	29.207	38.983	2'03.503C	258,4	9:54'37.590
3	25.403	29.278	29.013	38.848	2'02.542	250,0	9:56'40.132
4	25.176	31.258	30.730	55.883	2'23.047CP	263,4	9:59'03.179
5	3'36.541	33.958	37.957	39.943	5'28.399P		10:04'31.578
6	25.314	30.068	30.551	39.360	2'05.293	252,9	10:06'36.871

14° 11 B. BENDSNEYDER [2'04.648]							
Lap	Seg1	Seg2	Seg3	Seg4	Lap Time	km/h	Local Time
1		33.346	34.952	40.967			
2	25.787	30.326	30.334	39.669	2'06.116C	243,8	9:54'32.770
3	25.782	30.237	29.778	38.851	2'04.648	247,1	9:56'37.418
4	25.121	31.211	31.821	53.830	2'21.983CP	254,7	9:58'59.401
5	3'50.437	30.631	30.582	40.233	5'31.883P		10:04'31.284
6	25.388	30.021	30.631	39.478	2'05.518	252,3	10:06'36.802

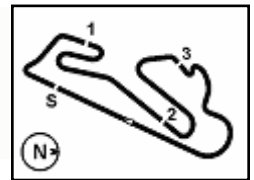
8° 94 L. MAHIAS [2'02.872]							
Lap	Seg1	Seg2	Seg3	Seg4	Lap Time	km/h	Local Time
1		33.861	32.253	41.914			C

15° 9 J. NAVARRO [2'04.740]							
Lap	Seg1	Seg2	Seg3	Seg4	Lap Time	km/h	Local Time
1		35.026	31.144	41.391			C
2	25.728	30.444	29.610	38.958	2'04.740	253,5	9:56'32.347
3	24.455	31.714	33.513	56.568	2'26.250CP	259,6	9:58'58.597

12/10/2024 P = Pits In/Dut - C = Lap Time Cancelled

These data/results cannot be reproduced, stored and/or transmitted in whole or in part by any manner of electronic, mechanical, photocopying, recording, broadcasting or otherwise now known or herein after developed without the previous express consent by the copyright owner, except for reproduction in daily press and regular printed publications on sale to the public within 60 days of the event related to those data/results and always provided that copyright symbol appears together as follows below.

© DORNA WSBK ORGANIZATION Srl 2024



Estoril Round, 11-13 October 2024
Chronological Analysis Warm Up 1

4	3'59.672	30.887	30.293	39.831	5'40.683P		10:04'39.280
5	24.937	29.463	29.810	39.415	2'03.625C	255,9	10:06'42.905

16° 29 G. MORENO (2'05.757)							
Lap	Seg.1	Seg.2	Seg.3	Seg.4	Lap Time	km/h	Local Time
1		32.593	32.912	42.994	C		
2	26.682	30.666	30.281	40.960	2'08.589C	246,0	9:54'43.577
3	25.545	30.560	30.002	39.650	2'05.757	252,3	9:56'49.334
4	25.784	32.126	31.352	51.588	2'20.850CP	258,4	9:59'10.184
5	4'26.030	32.679	32.503	42.528	6'13.740P		10:05'23.924

17° 72 Y. RUIZ (2'05.791)							
Lap	Seg.1	Seg.2	Seg.3	Seg.4	Lap Time	km/h	Local Time
1		34.575	38.619	44.282	C		
2	26.143	30.551	30.490	42.184	2'09.368C	252,3	9:54'47.518
3	25.589	30.257	29.846	40.099	2'05.791	254,1	9:56'53.309
4	26.642	34.202	31.632	53.714	2'26.190CP	256,5	9:59'19.499
5	3'33.140	32.134	37.934	41.866	5'25.074P		10:04'44.573
6	25.910	31.146	30.979	41.702	2'09.737C	252,3	10:06'54.310

18° 5 N. ANTONELLI (2'06.104)							
Lap	Seg.1	Seg.2	Seg.3	Seg.4	Lap Time	km/h	Local Time
1		35.614	32.172	41.074	C		
2	26.355	31.089	30.339	41.419	2'09.202C	248,8	9:54'51.793
3	25.816	30.690	30.468	39.130	2'06.104	254,7	9:56'57.897
4	30.528	34.218	31.498	56.424	2'32.668CP	259,6	9:59'30.565
5	3'57.150	32.196	31.259	41.278	5'41.883P		10:05'12.448

19° 27 K. TOBA (2'06.397)							
Lap	Seg.1	Seg.2	Seg.3	Seg.4	Lap Time	km/h	Local Time
1		32.847	32.471	41.596	C		
2	26.524	31.521	31.153	41.081	2'10.279C	255,3	9:54'51.258
3	26.157	30.496	30.338	39.406	2'06.397	256,5	9:56'57.655
4	30.564	34.957	31.660	54.305	2'31.486CP	260,9	9:59'29.141
5	3'13.030	32.503	32.163	41.844	4'59.540P		10:04'28.681
6	26.112	30.616	30.569	40.478	2'07.775	255,9	10:06'36.456

20° 23 M. SCHROETTER (2'07.007)							
Lap	Seg.1	Seg.2	Seg.3	Seg.4	Lap Time	km/h	Local Time
1		32.940	33.155	40.591	C		
2	25.894	30.298	29.768	39.386	2'05.346C	240,0	9:54'37.307
3	25.611	30.020	32.725	38.651	2'07.007	253,5	9:56'44.314
4	25.029	31.787	30.487	50.970	2'18.273CP	259,6	9:59'02.587
5	4'19.490	30.031	29.766	39.050	5'58.337P		10:05'00.924

21° 71 T. EDWARDS (2'08.913)							
Lap	Seg.1	Seg.2	Seg.3	Seg.4	Lap Time	km/h	Local Time
1		35.741	33.941	44.587	C		
2	27.648	32.436	31.435	42.566	2'14.085C	238,9	9:54'50.141
3	26.614	31.118	30.830	40.351	2'08.913	248,8	9:56'59.054
4	30.926	34.725	32.295	53.266	2'31.212CP	260,2	9:59'30.266
5	3'36.279	32.644	30.901	41.784	5'21.608P		10:04'51.874

22° 54 B. SOFUOGLU (2'09.222)							
Lap	Seg.1	Seg.2	Seg.3	Seg.4	Lap Time	km/h	Local Time
1		33.548	32.123	41.741	C		
2	25.723	30.478	29.866	39.827	2'05.894C	260,9	9:54'36.099
3	25.356	29.410	29.204	45.252	2'09.222	260,9	9:56'45.321
4	24.808	31.832	30.198	54.537	2'21.375CP	265,4	9:59'06.696
5	3'51.741	31.357	30.141	39.537	5'32.776P		10:04'39.472
6	25.091	29.296	29.107	39.137	2'02.631C	264,1	10:06'42.103

23° 37 G. RIBEIRO (2'10.018)							
Lap	Seg.1	Seg.2	Seg.3	Seg.4	Lap Time	km/h	Local Time
1		33.030	31.498	40.688	C		
2	26.344	31.211	31.231	41.272	2'10.058C	246,6	9:54'31.958
3	26.394	30.950	30.679	41.995	2'10.018	248,8	9:56'41.976
4	26.960	35.035	31.699	58.182	2'31.876CP	247,7	9:59'13.852
5	3'44.080	32.343	31.576	41.758	5'29.757P		10:04'43.609
6	26.403	31.250	30.849	40.545	2'09.047C	244,9	10:06'52.656

24° 74 P. BIESIEKIRSKI							
Lap	Seg.1	Seg.2	Seg.3	Seg.4	Lap Time	km/h	Local Time
1							

25° 77 M. PONS							
Lap	Seg.1	Seg.2	Seg.3	Seg.4	Lap Time	km/h	Local Time
1		33.204	30.342	39.510	C		
2	24.556	30.051	29.181	3'33.414	4'57.202CP	261,5	9:57'15.553

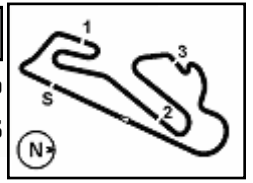
26° 62 S. MANZI							
Lap	Seg.1	Seg.2	Seg.3	Seg.4	Lap Time	km/h	Local Time
1		33.280	30.584	40.227	C		
2	25.803	30.385	30.047	39.676	2'05.911C	261,5	9:55'16.708
3	25.136	30.111	29.787	51.627	2'16.661CP	260,9	9:57'33.369
4	7'15.194	31.531	29.910	39.814	8'56.449P		10:06'29.818

27° 3 R. DE ROSA							
Lap	Seg.1	Seg.2	Seg.3	Seg.4	Lap Time	km/h	Local Time
1		32.705	32.493	40.085			
2	25.030	29.774	29.133	38.557	2'02.494C	251,7	9:55'24.711
3	24.607	29.175	28.578	50.052	2'12.412CP	254,7	9:57'37.123
4	5'09.682	30.352	29.748	39.554	6'49.336P		10:04'26.459
5	27.497					250,6	

12/10/2024 P = Pits In/Dut - C = Lap Time Cancelled

These data/results cannot be reproduced, stored and/or transmitted in whole or in part by any manner of electronic, mechanical, photocopying, recording, broadcasting or otherwise now known or herein after developed without the previous express consent by the copyright owner, except for reproduction in daily press and regular printed publications on sale to the public within 60 days of the event related to those data/results and always provided that copyright symbol appears together as follows below.

© DORNA WSBK ORGANIZATION Srl 2024



Estoril Round, 11-13 October 2024
Best Laps & Speeds

No.	Rider	Nat	Best Lap		FP		SP		WUP1	
			LL	SPD	LL	SPD	LL	SPD	LL	SPD
1	55 Y. MONTELLA Ducati Panigale V2	ITA	1'41.318 26 266,7		1'56.967 18 264,1		1'41.318 4 266,7		2'00.080 4 266,0	
2	99 A. HUERTAS Ducati Panigale V2	ESP	1'41.698 26 270,0		1'58.804 15 262,8		1'41.698 6 270,0		2'03.014 5 265,4	
3	62 S. MANZI Yamaha YZF R6	ITA	1'41.925 23 265,4		1'57.868 15 265,4		1'41.925 5 264,1		2'01.632 3 261,5	
4	53 V. DEBISE Yamaha YZF R6	FRA	1'41.987 23 267,3		1'57.332 14 256,5		1'41.987 5 267,3		2'01.632 4 259,6	
5	28 G. VAN STRAALLEN Yamaha YZF R6	NED	1'42.454 19 264,7		2'00.729 9 260,2		1'42.454 5 264,7		2'03.368 5 261,5	
6	94 L. MAHIAS Yamaha YZF R6	FRA	1'42.698 22 266,7		1'59.046 13 255,3		1'42.698 5 266,7		2'02.872 4 258,4	
7	40 S. CORSI Ducati Panigale V2	ITA	1'42.975 23 269,3		1'58.886 14 260,2		1'42.975 6 269,3		2'04.406 3 259,6	
8	50 O. VOSTATEK Triumph Street Triple RS 765	CZE	1'43.024 19 263,4		2'02.945 14 254,1		1'43.024 5 263,4			
9	66 N. TUULI Ducati Panigale V2	FIN	1'43.054 16 260,2		1'58.801 12 255,9		1'43.054 4 260,2			
10	64 F. CARICASULO MV Agusta F3 800 RR	ITA	1'43.122 20 268,7		1'58.136 13 265,4		1'43.122 2 268,7		2'02.290 5 264,7	
11	32 D. BAYLISS Ducati Panigale V2	AUS	1'43.177 26 268,7		1'59.906 17 260,9		1'43.177 5 268,7		2'04.517 4 247,7	
12	23 M. SCHROETTER MV Agusta F3 800 RR	GER	1'43.242 26 266,0		1'59.099 16 257,8		1'43.242 6 266,0		2'07.007 4 259,6	
13	72 Y. RUIZ Yamaha YZF R6	ESP	1'43.389 27 268,7		2'02.478 17 251,2		1'43.389 5 268,7		2'05.791 5 256,5	
14	11 B. BENDSNEYDER MV Agusta F3 800 RR	NED	1'43.483 31 261,5		1'57.738 19 258,4		1'43.483 7 261,5		2'04.648 5 254,7	
15	3 R. DE ROSA QJMOTOR SRK 800 RR	ITA	1'43.544 24 262,1		1'56.918 16 261,5		1'43.544 5 262,1		2'02.175 3 254,7	
16	54 B. SOFUOGLU Yamaha YZF R6	TUR	1'43.659 16 265,4		2'02.980 5 260,9		1'43.659 6 261,5		2'09.222 5 265,4	
17	77 M. PONS Yamaha YZF R6	ESP	1'43.664 16 261,5		4		1'43.664 11 255,9		1 261,5	
18	74 P. BIESIEKIRSKI Ducati Panigale V2	POL	1'43.745 16 263,4		1'58.781 13 263,4		1'43.745 3 263,4			
19	7 L. BALDASSARRI Triumph Street Triple RS 765	ITA	1'43.765 26 259,0		1'58.918 15 254,1		1'43.765 7 259,0		2'02.175 4 255,3	
20	5 N. ANTONELLI Ducati Panigale V2	ITA	1'44.079 27 266,0		1'58.511 19 261,5		1'44.079 4 266,0		2'06.104 4 259,6	
21	29 G. MORENO Kawasaki ZX-6R	MEX	1'44.493 28 259,6		2'01.849 19 257,1		1'44.493 5 259,6		2'05.757 4 258,4	
22	68 L. POWER MV Agusta F3 800 RR	AUS	1'44.644 19 264,7		1'58.478 11 258,4		1'44.644 3 264,7		1'58.974 5 257,1	
23	69 T. BOOTH-AMOS Triumph Street Triple RS 765	GBR	1'44.921 15 260,9		2'00.634 9 257,1		1'44.921 6 260,9			
24	71 T. EDWARDS Ducati Panigale V2	AUS	1'45.564 10 264,7		2'11.966 1 242,7		1'45.564 5 264,7		2'08.913 4 260,2	
25	39 K. KEANKUM Yamaha YZF R6	THA	1'45.589 28 259,6		1'59.231 16 259,0		1'45.589 7 259,6		2'02.957 5 259,0	

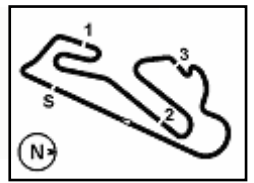
12/10/2024
These data/results cannot be reproduced, stored and/or transmitted in whole or in part by any manner of electronic, mechanical, photocopying, recording, broadcasting or otherwise now known or herein after developed without the previous express consent by the copyright owner, except for reproduction in daily press and regular printed publications on sale to the public within 60 days of the event related to those data/results and always provided that copyright symbol appears together as follows below.
© DORNA WSBK ORGANIZATION Srl 2024

Estoril Round, 11-13 October 2024
Best Laps & Speeds

2 / 2

No.	Rider Bike	Nat	Best Lap		FP		SP		WUP1							
			LL	SPD	LL	SPD	LL	SPD	LL	SPD						
26	16 A. ANUAR Honda CBR600RR	MAS	1'45.890 18 262,8		1'59.440 13 260,2		1'45.890 3 259,6		2'01.753 2 262,8							
27	27 K. TOBA Honda CBR600RR	JPN	1'46.337 25 262,8		2'00.516 16 262,8		1'46.337 4 262,8		2'06.397 5 260,9							
28	89 K. BIN PAWI Honda CBR600RR	MAS	1'52.323 21 263,4		1'58.802 13 260,2		1'52.323 3 261,5		2'02.542 5 263,4							
29	9 J. NAVARRO Ducati Panigale V2	ESP	1'55.583 25 263,4		1'57.704 16 263,4		1'55.583 5 259,0		2'04.740 4 259,6							
30	17 J. MCPHEE Triumph Street Triple RS 765	GBR	1'59.049 12 255,9		1'59.049 12 255,9											
31	61 C. ONCU Kawasaki ZX-6R	TUR	1'59.942 5 262,8		1'59.942 5 262,8											
32	22 F. FULIGNI Ducati Panigale V2	ITA	2'01.094 13 265,4		2'01.094 13 265,4											
33	37 G. RIBEIRO Yamaha YZF R6	POR	2'01.724 24 248,8		2'01.724 14 245,5		2'06.916 5 246,0		2'10.018 5 248,8							

12/10/2024
These data/results cannot be reproduced, stored and/or transmitted in whole or in part by any manner of electronic, mechanical, photocopying, recording, broadcasting or otherwise now known or herein after developed without the previous express consent by the copyright owner, except for reproduction in daily press and regular printed publications on sale to the public within 60 days of the event related to those data/results and always provided that copyright symbol appears together as follows below.
© DORNA WSBK ORGANIZATION Srl 2024



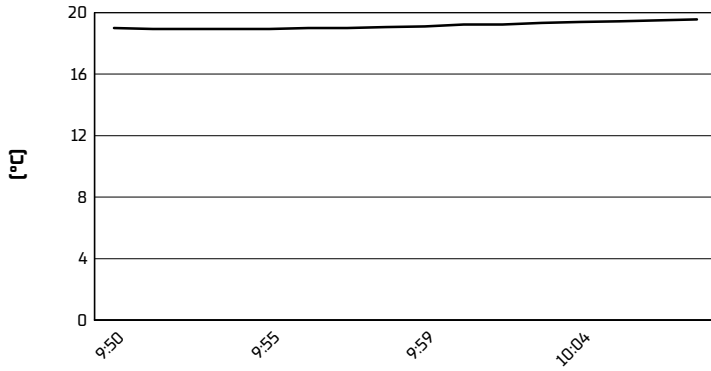
Circuito Estoril 4.182 m

Estoril Round, 11-13 October 2024

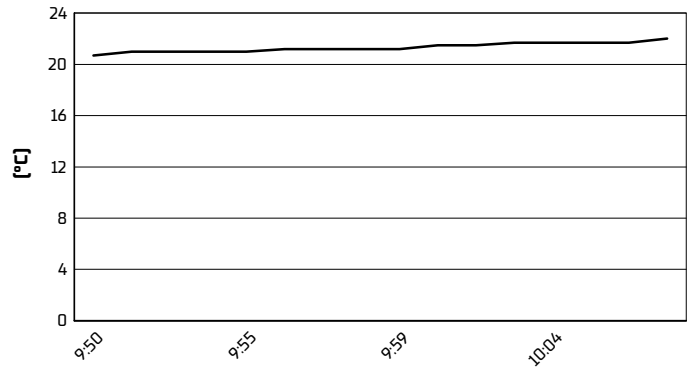
Weather Report Warm Up 1

Session started 09:50 - Session ended 10:08

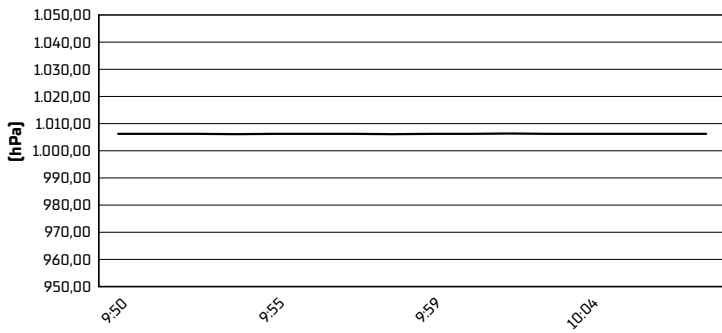
Air Temperature




Track Temperature



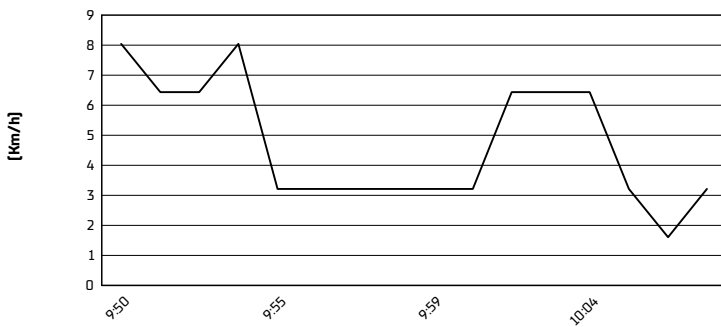
Air Pressure



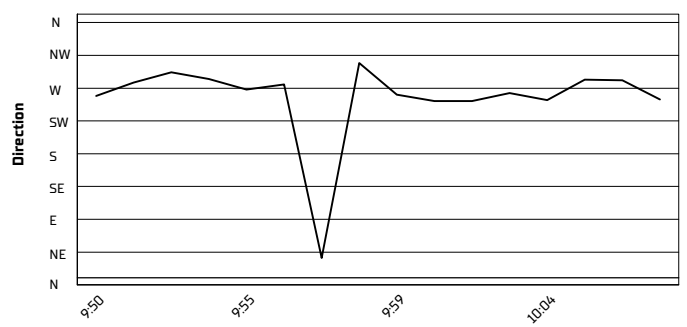
Humidity



Wind Speed



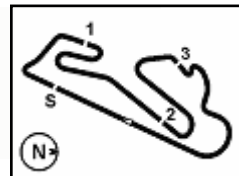
Wind Direction



12/10/2024

These data/results cannot be reproduced, stored and/or transmitted in whole or in part by any manner of electronic, mechanical, photocopying, recording, broadcasting or otherwise now known or herein after developed without the previous express consent by the copyright owner, except for reproduction in daily press and regular printed publications on sale to the public within 60 days of the event related to those data/results and always provided that copyright symbol appears together as follows below.

© DORNA WSBK ORGANIZATION Srl 2024



Circuito Estoril 4.182 m

Estoril Round, 11-13 October 2024

Starting Grid - Race 1 (18 Laps x 4,182 km = 75,276 km)

1	1	55 MONTELLA Y. Ducati 1'41.318	2	99 HUERTAS A. Ducati 1'41.698	3	62 MANZI S. Yamaha 1'41.925
2	4	53 DEBISE V. Yamaha 1'41.987	5	28 VAN STRAALEN G. Yamaha 1'42.454	6	94 MAHIAS L. Yamaha 1'42.698
3	7	40 CORSI S. Ducati 1'42.975	8	50 VOSTATEK O. Triumph 1'43.024	9	66 TUULI N. Ducati 1'43.054
4	10	64 CARICASULO F. MV Agusta 1'43.122	11	32 BAYLISS O. Ducati 1'43.177	12	23 SCHROETTER M. MV Agusta 1'43.242
5	13	72 RUIZ Y. Yamaha 1'43.389	14	11 BENDSNEYDER B. MV Agusta 1'43.483	15	3 DE ROSA R. QJMOTOR 1'43.544
6	16	54 SOFUOGLU B. Yamaha 1'43.659	17	77 PONS M. Yamaha 1'43.664	18	74 BIESIEKIRSKI P. Ducati 1'43.745
7	19	7 BALDASSARRI L. Triumph 1'43.765	20	5 ANTONELLI N. Ducati 1'44.079	21	29 MORENO G. Kawasaki 1'44.493
8	22	68 POWER L. MV Agusta 1'44.644	23	69 BOOTH-AMOS T. Triumph 1'44.921	24	71 EDWARDS T. Ducati 1'45.564
9	25	39 KEANKUM K. Yamaha 1'45.589	26	16 ANUAR A. Honda 1'45.890	27	27 TOBA K. Honda 1'46.337
10	28	89 BIN PAWI K. Honda	29	9 NAVARRO J. Ducati	30	37 RIBEIRO G. Yamaha

N.17 (McPhee J.) will not take part in the race. Declared unfit for Saturday race
N.69 (Booth-Amos T.) has been penalized with a Long Lap Penalty - Crashed under yellow flag

12/10/2024 The Race Director

* = Penalized

These data/results cannot be reproduced, stored and/or transmitted in whole or in part by any manner of electronic, mechanical, photocopying, recording, broadcasting or otherwise now known or herein after developed without the previous express consent by the copyright owner, except for reproduction in daily press and regular printed publications on sale to the public within 60 days of the event related to those data/results and always provided that copyright symbol appears together as follows below. © DORNA WSBK ORGANIZATION Srl 2024