

Estoril Round, 11-13 October 2024
Results Warm Up 2

Circuito Estoril 4.182 m

1 / 2

No.	Rider	Nat	Team	Bike	Class	Time	Gap	Rel.	Laps	Speed	
										Avg	Max
1	62 S. MANZI	ITA	Pata Yamaha Ten Kate Racing	Yamaha YZF R6		1'40.967			5	149,110	273,4
2	64 F. CARICASULO	ITA	Motozoo ME AIR Racing	MV Agusta F3 800 RR		1'41.360	0.393	0.393	5	148,532	279,1
3	55 Y. MONTELLA	ITA	Barni Spark Racing Team	Ducati Panigale V2		1'41.429	0.462	0.069	5	148,431	276,9
4	53 V. DEBISE	FRA	Evan Bros. WorldSSP Yamaha Team	Yamaha YZF R6		1'41.618	0.651	0.189	5	148,155	276,9
5	94 L. MAHIAS	FRA	GMT94 Yamaha	Yamaha YZF R6		1'41.915	0.948	0.297	5	147,723	279,1
6	28 G. VAN STRAALEN	NED	Pata Yamaha Ten Kate Racing	Yamaha YZF R6		1'42.091	1.124	0.176	5	147,468	276,2
7	23 M. SCHROETTER	GER	MV Agusta Reparto Corse	MV Agusta F3 800 RR		1'42.132	1.165	0.041	5	147,409	275,5
8	99 A. HUERTAS	ESP	Aruba.it Racing WorldSSP Team	Ducati Panigale V2		1'42.132	1.165	0.000	5	147,409	276,9
9	54 B. SOFUOGLU	TUR	Yamaha Thailand Racing Team	Yamaha YZF R6		1'42.157	1.190	0.025	5	147,373	276,2
10	5 N. ANTONELLI	ITA	Ecosantagata Althea Racing Team	Ducati Panigale V2		1'42.250	1.283	0.093	5	147,239	277,6
11	32 O. BAYLISS	AUS	D34G Racing WorldSSP Team	Ducati Panigale V2		1'42.542	1.575	0.292	5	146,820	275,5
12	3 R. DE ROSA	ITA	QJMOTOR Factory Racing	QJMOTOR SRK 800 RR	*	1'42.555	1.588	0.013	5	146,801	266,7
13	27 K. TOBA	JPN	PETRONAS MIE Racing Honda	Honda CBR600RR		1'42.645	1.678	0.090	5	146,673	277,6
14	40 S. CORSI	ITA	Renzi Corse	Ducati Panigale V2	*	1'42.668	1.701	0.023	5	146,640	277,6
15	50 O. VOSTATEK	CZE	PTR Triumph	Triumph Street Triple RS 765		1'42.741	1.774	0.073	4	146,535	265,4
16	9 J. NAVARRO	ESP	Orelac Racing Verdnavura	Ducati Panigale V2		1'42.762	1.795	0.021	5	146,506	276,2
17	89 K. BIN PAWI	MAS	PETRONAS MIE Racing Honda	Honda CBR600RR		1'42.766	1.799	0.004	5	146,500	275,5
18	72 Y. RUIZ	ESP	VFT Racing Yamaha	Yamaha YZF R6		1'42.832	1.865	0.066	5	146,406	278,4
19	7 L. BALDASSARRI	ITA	WRP by SKM-Triumph	Triumph Street Triple RS 765		1'42.853	1.886	0.021	4	146,376	272,7
20	11 B. BENDSNEYDER	NED	MV Agusta Reparto Corse	MV Agusta F3 800 RR		1'42.903	1.936	0.050	5	146,305	279,8
21	77 M. PONS	ESP	Team Prodina AltoGo	Yamaha YZF R6	*	1'42.910	1.943	0.007	5	146,295	270,0
22	69 T. BOOTH-AMOS	GBR	PTR Triumph	Triumph Street Triple RS 765		1'43.148	2.181	0.238	5	145,957	277,6
23	16 A. ANUAR	MAS	PETRONAS MIE Racing Honda	Honda CBR600RR		1'43.284	2.317	0.136	5	145,765	273,4
24	68 L. POWER	AUS	Motozoo ME AIR Racing	MV Agusta F3 800 RR	*	1'43.355	2.388	0.071	5	145,665	273,4
25	39 K. KEANKUM	THA	Yamaha Thailand Racing Team	Yamaha YZF R6		1'43.766	2.799	0.411	5	145,088	270,7
26	17 J. MCPHEE	GBR	WRP by SKM-Triumph	Triumph Street Triple RS 765		1'43.864	2.897	0.098	5	144,951	268,7
27	71 T. EDWARDS	AUS	D34G Racing WorldSSP Team	Ducati Panigale V2	*	1'44.405	3.438	0.541	5	144,200	277,6
28	29 G. MORENO	MEX	VIAMO Racing by MTM	Kawasaki ZX-6R		1'44.461	3.494	0.056	5	144,123	276,2
----- Out 105% in this Session -----											
29	37 G. RIBEIRO	POR	FIFTY Motorsport	Yamaha YZF R6		1'46.086	5.119	1.625	5	141,915	264,1

Qualifying Lap Time (105% of 1'40.967): 1'46.016

* WorldSSP Challenge

AIR	Humidity:	89%	Temp:	19°C
TRACK	Condition:	Dry	Temp:	21°C

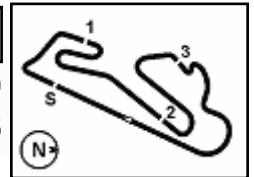
Records	Pole	(SP)	2022	D.Aegerter	1'39.046	152,000	Km/h
	Race	(RC1)	2020	I.Vinales	1'40.053	150,470	Km/h
	All Times	(SP)	2022	D.Aegerter	1'39.046	152,000	Km/h

Start 09:40 End 09:53 The results are provisional until the end of the time limit for protests and appeals and the completion of the technical checks.

13/10/2024

These data/results cannot be reproduced, stored and/or transmitted in whole or in part by any manner of electronic, mechanical, photocopying, recording, broadcasting or otherwise now known or herein after developed without the previous express consent by the copyright owner, except for reproduction in daily press and regular printed publications on sale to the public within 60 days of the event related to those data/results and always provided that copyright symbol appears together as follows below.

© DORNA WSBK ORGANIZATION Srl 2024



Estoril Round, 11-13 October 2024
Results Warm Up 2

Session Highlights

Local Time	No. Rider	Description
09.35.19		Patches of Water in Turn(s): 1 - 2 - 3 - 4 - 5 - 7 - 8 - 9
09.40.00		Start of Session
09.48.12	62 S. MANZI	#62 Lap Time Cancelled [1'42.485] - Exceeded Track Limits - Turn 13
09.50.17	7 L. BALDASSARRI	#7 Crashed - Turn 6
09.52.25	9 J. NAVARRO	#9 Lap Time Cancelled [1'42.366] - Yellow Flag - Turn 6
09.52.30	3 R. DE ROSA	#3 Lap Time Cancelled [1'42.293] - Yellow Flag - Turn 6
09.52.35	37 G. RIBEIRO	#37 Lap Time Cancelled [1'45.631] - Yellow Flag - Turn 6
09.52.40	99 A. HUERTAS	#99 Lap Time Cancelled [1'41.629] - Yellow Flag - Turn 6
09.52.45	28 G. VAN STRAALEN	#28 Lap Time Cancelled [1'41.782] - Yellow Flag - Turn 6
09.52.50	62 S. MANZI	#62 Lap Time Cancelled [1'40.964] - Yellow Flag - Turn 6
09.53.19		End of Session
09.56.13	68 L. POWER	#68 Lap Time Cancelled [1'43.355] - Exceeded Track Limits - Turn 13

Fastest Laps Sequence

No.	Rider	Nat	Team	Bike	Local Time	Time	Gap	Avg
55	Y. MONTELLA	ITA	Barni Spark Racing Team	Ducati Panigale V2	09:43'44.717	1'45.928		142,127
89	K. BIN PAWI	MAS	PETRONAS MIE Racing Honda	Honda CBR600RR	09:43'50.158	1'45.113	-0.815	143,229
23	M. SCHROETTER	GER	MV Agusta Reparto Corse	MV Agusta F3 800 RR	09:44'04.848	1'44.907	-0.206	143,510
99	A. HUERTAS	ESP	Aruba.it Racing WorldSSP Team	Ducati Panigale V2	09:44'25.938	1'44.507	-0.400	144,059
55	Y. MONTELLA	ITA	Barni Spark Racing Team	Ducati Panigale V2	09:45'28.229	1'43.512	-0.995	145,444
64	F. CARICASULO	ITA	Motozoo ME AIR Racing	MV Agusta F3 800 RR	09:45'28.394	1'43.372	-0.140	145,641
53	V. DEBISE	FRA	Evan Bros. WorldSSP Yamaha Team	Yamaha YZF R6	09:45'44.562	1'42.339	-1.033	147,111
62	S. MANZI	ITA	Pata Yamaha Ten Kate Racing	Yamaha YZF R6	09:48'13.619	1'41.510	-0.829	148,312
55	Y. MONTELLA	ITA	Barni Spark Racing Team	Ducati Panigale V2	09:48'52.028	1'41.429	-0.081	148,431
64	F. CARICASULO	ITA	Motozoo ME AIR Racing	MV Agusta F3 800 RR	09:48'52.202	1'41.360	-0.069	148,532
62	S. MANZI	ITA	Pata Yamaha Ten Kate Racing	Yamaha YZF R6	09:49'54.586	1'40.967	-0.393	149,110

Start 09:40 End 09:53 The results are provisional until the end of the time limit for protests and appeals and the completion of the technical checks.

These data/results cannot be reproduced, stored and/or transmitted in whole or in part by any manner of electronic, mechanical, photocopying, recording, broadcasting or otherwise now known or herein after developed without the previous express consent by the copyright owner, except for reproduction in daily press and regular printed publications on sale to the public within 60 days of the event related to those data/results and always provided that copyright symbol appears together as follows below.

© DORNA WSBK ORGANIZATION Srl 2024

Estoril Round, 11-13 October 2024
Best Sectors & Speed Warm Up 2

BEST LAP			
1	62	S. MANZI	Yamaha YZF R6 1'40.967
2	64	F. CARICASULO	MV Agusta F3 800 RR 1'41.360
3	55	Y. MONTELLA	Ducati Panigale V2 1'41.429
4	53	V. DEBISE	Yamaha YZF R6 1'41.618
5	94	L. MAHIAS	Yamaha YZF R6 1'41.915
6	28	G. VAN STRAALLEN	Yamaha YZF R6 1'42.091
7	23	M. SCHROETTER	MV Agusta F3 800 RR 1'42.132
8	99	A. HUERTAS	Ducati Panigale V2 1'42.132
9	54	B. SOFUOGLU	Yamaha YZF R6 1'42.157
10	5	N. ANTONELLI	Ducati Panigale V2 1'42.250
11	32	D. BAYLISS	Ducati Panigale V2 1'42.542
12	3	R. DE ROSA	QJMOTOR SRK 800 RR 1'42.555
13	27	K. TOBA	Honda CBR600RR 1'42.645
14	40	S. CORSI	Ducati Panigale V2 1'42.668
15	50	D. VOSTATEK	Triumph Street Triple RS 765 1'42.741
16	9	J. NAVARRO	Ducati Panigale V2 1'42.762
17	89	K. BIN PAWI	Honda CBR600RR 1'42.766
18	72	Y. RUIZ	Yamaha YZF R6 1'42.832
19	7	L. BALDASSARRI	Triumph Street Triple RS 765 1'42.853
20	11	B. BENDSNEYDER	MV Agusta F3 800 RR 1'42.903
21	77	M. PONS	Yamaha YZF R6 1'42.910
22	69	T. BOOTH-AMOS	Triumph Street Triple RS 765 1'43.148
23	16	A. ANUAR	Honda CBR600RR 1'43.284
24	68	L. POWER	MV Agusta F3 800 RR 1'43.355
25	39	K. KEANKUM	Yamaha YZF R6 1'43.766
26	17	J. MCPHEE	Triumph Street Triple RS 765 1'43.864
27	71	T. EDWARDS	Ducati Panigale V2 1'44.405
28	29	G. MORENO	Kawasaki ZX-6R 1'44.461
29	37	G. RIBEIRO	Yamaha YZF R6 1'46.086

SPEED			
1	11	B. BENDSNEYDER	MV Agusta F3 800 RR 279,8
2	94	L. MAHIAS	Yamaha YZF R6 279,1
3	64	F. CARICASULO	MV Agusta F3 800 RR 279,1
4	72	Y. RUIZ	Yamaha YZF R6 278,4
5	71	T. EDWARDS	Ducati Panigale V2 277,6
6	40	S. CORSI	Ducati Panigale V2 277,6
7	69	T. BOOTH-AMOS	Triumph Street Triple RS 765 277,6
8	27	K. TOBA	Honda CBR600RR 277,6
9	5	N. ANTONELLI	Ducati Panigale V2 277,6
10	99	A. HUERTAS	Ducati Panigale V2 276,9
11	53	V. DEBISE	Yamaha YZF R6 276,9
12	55	Y. MONTELLA	Ducati Panigale V2 276,9
13	28	G. VAN STRAALLEN	Yamaha YZF R6 276,2
14	54	B. SOFUOGLU	Yamaha YZF R6 276,2
15	9	J. NAVARRO	Ducati Panigale V2 276,2
16	29	G. MORENO	Kawasaki ZX-6R 276,2
17	89	K. BIN PAWI	Honda CBR600RR 275,5
18	32	D. BAYLISS	Ducati Panigale V2 275,5
19	23	M. SCHROETTER	MV Agusta F3 800 RR 275,5
20	68	L. POWER	MV Agusta F3 800 RR 273,4
21	16	A. ANUAR	Honda CBR600RR 273,4
22	62	S. MANZI	Yamaha YZF R6 273,4
23	7	L. BALDASSARRI	Triumph Street Triple RS 765 272,7
24	39	K. KEANKUM	Yamaha YZF R6 270,7
25	77	M. PONS	Yamaha YZF R6 270,0
26	17	J. MCPHEE	Triumph Street Triple RS 765 268,7
27	3	R. DE ROSA	QJMOTOR SRK 800 RR 266,7
28	50	D. VOSTATEK	Triumph Street Triple RS 765 265,4
29	37	G. RIBEIRO	Yamaha YZF R6 264,1

SEG. 1			SEG. 2			SEG. 3			SEG. 4						
1	55	Y. MONTELLA	21.092	1	62	S. MANZI	24.590	1	62	S. MANZI	23.364	1	62	S. MANZI	31.729
2	94	L. MAHIAS	21.125	2	64	F. CARICASULO	24.596	2	99	A. HUERTAS	23.615	2	53	V. DEBISE	31.801
3	62	S. MANZI	21.150	3	99	A. HUERTAS	24.616	3	55	Y. MONTELLA	23.618	3	64	F. CARICASULO	31.820
4	64	F. CARICASULO	21.159	4	23	M. SCHROETTER	24.620	4	23	M. SCHROETTER	23.621	4	55	Y. MONTELLA	31.875
5	28	G. VAN STRAALLEN	21.225	5	53	V. DEBISE	24.703	5	94	L. MAHIAS	23.630	5	54	B. SOFUOGLU	31.878
6	3	R. DE ROSA	21.226	6	5	N. ANTONELLI	24.709	6	50	D. VOSTATEK	23.643	6	23	M. SCHROETTER	31.938
7	53	V. DEBISE	21.241	7	54	B. SOFUOGLU	24.748	7	5	N. ANTONELLI	23.649	7	11	B. BENDSNEYDER	31.957
8	89	K. BIN PAWI	21.252	8	7	L. BALDASSARRI	24.759	8	32	D. BAYLISS	23.655	8	94	L. MAHIAS	31.967
9	39	K. KEANKUM	21.402	9	28	G. VAN STRAALLEN	24.765	9	64	F. CARICASULO	23.681	9	3	R. DE ROSA	31.982
10	68	L. POWER	21.483	10	55	Y. MONTELLA	24.767	10	53	V. DEBISE	23.705	10	99	A. HUERTAS	32.011
11	99	A. HUERTAS	21.500	11	50	D. VOSTATEK	24.824	11	28	G. VAN STRAALLEN	23.736	11	32	D. BAYLISS	32.014
12	23	M. SCHROETTER	21.505	12	32	D. BAYLISS	24.852	12	9	J. NAVARRO	23.739	12	28	G. VAN STRAALLEN	32.034
13	9	J. NAVARRO	21.526	13	40	S. CORSI	24.864	13	54	B. SOFUOGLU	23.753	13	27	K. TOBA	32.057
14	50	D. VOSTATEK	21.549	14	9	J. NAVARRO	24.869	14	3	R. DE ROSA	23.782	14	5	N. ANTONELLI	32.065
15	17	J. MCPHEE	21.599	15	69	T. BOOTH-AMOS	24.905	15	69	T. BOOTH-AMOS	23.831	15	40	S. CORSI	32.111
16	7	L. BALDASSARRI	21.651	16	94	L. MAHIAS	24.909	16	72	Y. RUIZ	23.843	16	77	M. PONS	32.152
17	40	S. CORSI	21.665	17	3	R. DE ROSA	24.918	17	77	M. PONS	23.859	17	9	J. NAVARRO	32.160
18	77	M. PONS	21.668	18	27	K. TOBA	24.947	18	7	L. BALDASSARRI	23.905	18	72	Y. RUIZ	32.217
19	27	K. TOBA	21.682	19	72	Y. RUIZ	24.953	19	16	A. ANUAR	23.907	19	50	D. VOSTATEK	32.238
20	16	A. ANUAR	21.711	20	89	K. BIN PAWI	25.001	20	89	K. BIN PAWI	23.920	20	69	T. BOOTH-AMOS	32.258
21	32	D. BAYLISS	21.764	21	77	M. PONS	25.014	21	40	S. CORSI	23.926	21	7	L. BALDASSARRI	32.306
22	54	B. SOFUOGLU	21.778	22	11	B. BENDSNEYDER	25.060	22	11	B. BENDSNEYDER	23.935	22	68	L. POWER	32.387
23	72	Y. RUIZ	21.819	23	16	A. ANUAR	25.089	23	27	K. TOBA	23.959	23	89	K. BIN PAWI	32.410
24	5	N. ANTONELLI	21.827	24	68	L. POWER	25.090	24	68	L. POWER	24.030	24	71	T. EDWARDS	32.416
25	69	T. BOOTH-AMOS	21.835	25	39	K. KEANKUM	25.238	25	17	J. MCPHEE	24.191	25	29	G. MORENO	32.451
26	71	T. EDWARDS	21.892	26	29	G. MORENO	25.318	26	29	G. MORENO	24.375	26	16	A. ANUAR	32.577
27	11	B. BENDSNEYDER	21.936	27	17	J. MCPHEE	25.333	27	39	K. KEANKUM	24.377	27	17	J. MCPHEE	32.741
28	29	G. MORENO	22.048	28	71	T. EDWARDS	25.416	28	71	T. EDWARDS	24.413	28	39	K. KEANKUM	32.749
29	37	G. RIBEIRO	22.153	29	37	G. RIBEIRO	25.647	29	37	G. RIBEIRO	24.683	29	37	G. RIBEIRO	33.316

13/10/2024

These data/results cannot be reproduced, stored and/or transmitted in whole or in part by any manner of electronic, mechanical, photocopying, recording, broadcasting or otherwise now known or herein after developed without the previous express consent by the copyright owner, except for reproduction in daily press and regular printed publications on sale to the public within 60 days of the event related to those data/results and always provided that copyright symbol appears together as follows below.

© DORNA WSBK ORGANIZATION Srl 2024

Estoril Round, 11-13 October 2024
Ideal Times Warm Up 2

No. Rider	Nat	Bike	Seg. 1 Diff. 1	Seg. 2 Diff. 2	Seg. 3 Diff. 3	Seg. 4 Diff. 4	Ideal Time Best Lap	Pos.	Diff.
1 62 S. MANZI	ITA	Yamaha YZF R6	21.150	24.590 +0.044	23.364 +0.090	31.729	1'40.833 1'40.967	1	0.134
2 64 F. CARICASULO	ITA	MV Agusta F3 800 RR	21.159	24.596	23.681	31.820 +0.104	1'41.256 1'41.360	2	0.104
3 55 Y. MONTELLA	ITA	Ducati Panigale V2	21.092 +0.018	24.767	23.618	31.875 +0.059	1'41.352 1'41.429	3	0.077
4 53 V. DEBISE	FRA	Yamaha YZF R6	21.241	24.703	23.705 +0.168	31.801	1'41.450 1'41.618	4	0.168
5 94 L. MAHIAS	FRA	Yamaha YZF R6	21.125	24.909 +0.198	23.630	31.967 +0.086	1'41.631 1'41.915	5	0.284
6 23 M. SCHROETTER	GER	MV Agusta F3 800 RR	21.505	24.620 +0.448	23.621	31.938	1'41.684 1'42.132	7	0.448
7 99 A. HUERTAS	ESP	Ducati Panigale V2	21.500 +0.224	24.616 +0.063	23.615 +0.103	32.011	1'41.742 1'42.132	8	0.390
8 28 G. VAN STRAALEN	NED	Yamaha YZF R6	21.225 +0.294	24.765 +0.011	23.736 +0.026	32.034	1'41.760 1'42.091	6	0.331
9 3 R. DE ROSA	ITA	QJMOTOR SRK 800 RR	21.226 +0.636	24.918 +0.011	23.782	31.982	1'41.908 1'42.555	12	0.647
10 54 B. SOFUOGLU	TUR	Yamaha YZF R6	21.778	24.748	23.753	31.878	1'42.157 1'42.157	9	
11 5 N. ANTONELLI	ITA	Ducati Panigale V2	21.827	24.709	23.649	32.065	1'42.250 1'42.250	10	
12 50 O. VOSTATEK	CZE	Triumph Street Triple RS 765	21.549	24.824	23.643	32.238 +0.487	1'42.254 1'42.741	15	0.487
13 32 O. BAYLISS	AUS	Ducati Panigale V2	21.764 +0.151	24.852 +0.063	23.655 +0.043	32.014	1'42.285 1'42.542	11	0.257
14 9 J. NAVARRO	ESP	Ducati Panigale V2	21.526 +0.124	24.869 +0.144	23.739 +0.078	32.160 +0.122	1'42.294 1'42.762	16	0.468
15 40 S. CORSI	ITA	Ducati Panigale V2	21.665	24.864	23.926	32.111 +0.102	1'42.566 1'42.668	14	0.102
16 89 K. BIN PAWI	MAS	Honda CBR600RR	21.252	25.001	23.920 +0.043	32.410 +0.140	1'42.583 1'42.766	17	0.183
17 7 L. BALDASSARRI	ITA	Triumph Street Triple RS 765	21.651	24.759	23.905	32.306 +0.232	1'42.621 1'42.853	19	0.232
18 27 K. TOBA	JPN	Honda CBR600RR	21.682	24.947	23.959	32.057	1'42.645 1'42.645	13	
19 77 M. PONS	ESP	Yamaha YZF R6	21.668 +0.039	25.014	23.859	32.152 +0.178	1'42.693 1'42.910	21	0.217
20 69 T. BOOTH-AMOS	GBR	Triumph Street Triple RS 765	21.835	24.905	23.831 +0.152	32.258 +0.167	1'42.829 1'43.148	22	0.319
21 72 Y. RUIZ	ESP	Yamaha YZF R6	21.819	24.953	23.843	32.217	1'42.832 1'42.832	18	
22 11 B. BENDSNEYDER	NED	MV Agusta F3 800 RR	21.936	25.060	23.935	31.957 +0.015	1'42.888 1'42.903	20	0.015
23 68 L. POWER	AUS	MV Agusta F3 800 RR	21.483 +0.242	25.090 +0.054	24.030 +0.049	32.387 +0.020	1'42.990 1'43.355	24	0.365
24 16 A. ANUAR	MAS	Honda CBR600RR	21.711	25.089	23.907	32.577	1'43.284 1'43.284	23	
25 39 K. KEANKUM	THA	Yamaha YZF R6	21.402	25.238	24.377	32.749	1'43.766 1'43.766	25	
26 17 J. MCPHEE	GBR	Triumph Street Triple RS 765	21.599	25.333	24.191	32.741	1'43.864 1'43.864	26	
27 71 T. EDWARDS	AUS	Ducati Panigale V2	21.892	25.416 +0.268	24.413	32.416	1'44.137 1'44.405	27	0.268
28 29 G. MORENO	MEX	Kawasaki ZX-6R	22.048 +0.269	25.318	24.375	32.451	1'44.192 1'44.461	28	0.269
29 37 G. RIBEIRO	POR	Yamaha YZF R6	22.153 +0.076	25.647 +0.108	24.683 +0.035	33.316 +0.068	1'45.799 1'46.086	29	0.287
Overall Ideal Time			21.092	24.590	23.364	31.729	1'40.775		

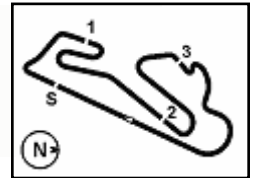
13/10/2024

These data/results cannot be reproduced, stored and/or transmitted in whole or in part by any manner of electronic, mechanical, photocopying, recording, broadcasting or otherwise now known or herein after developed without the previous express consent by the copyright owner, except for reproduction in daily press and regular printed publications on sale to the public within 60 days of the event related to those data/results and always provided that copyright symbol appears together as follows below.

© DORNA WSBK ORGANIZATION Srl 2024

FIGR PERUGIA TIMING





Estoril Round, 11-13 October 2024
Chronological Analysis Warm Up 2

1° 62 S. MANZI [1'40.967]							
Lap	Seg1	Seg2	Seg3	Seg4	Lap Time	km/h	Local Time
1		27.671	27.221	33.191			
2	22.747	25.631	24.745	32.116	1'45.239	272,0	9:44'49.624
3	22.036	24.881	23.759	31.809	1'42.485C	272,7	9:46'32.109
4	21.495	24.770	23.474	31.771	1'41.510	271,4	9:48'13.619
5	21.150	24.634	23.454	31.729	1'40.967	272,7	9:49'54.586
6	21.266	24.590	23.364	31.744	1'40.964C	273,4	9:51'35.550

2° 64 F. CARICASULO [1'41.360]							
Lap	Seg1	Seg2	Seg3	Seg4	Lap Time	km/h	Local Time
1		27.176	25.733	33.282			
2	23.277	25.552	24.692	32.476	1'45.997	274,8	9:43'45.022
3	22.417	25.022	23.888	32.045	1'43.372	275,5	9:45'28.394
4	21.724	24.814	24.090	31.820	1'42.448	276,2	9:47'10.842
5	21.159	24.596	23.681	31.924	1'41.360	276,9	9:48'52.202
6	21.198	24.635	23.875	31.828	1'41.536	279,1	9:50'33.738

3° 55 Y. MONTELLA [1'41.429]							
Lap	Seg1	Seg2	Seg3	Seg4	Lap Time	km/h	Local Time
1		27.620	26.058	33.658			
2	23.054	25.882	24.613	32.379	1'45.928	274,8	9:43'44.717
3	22.096	25.285	24.100	32.031	1'43.512	276,2	9:45'28.229
4	21.636	24.888	23.962	31.884	1'42.370	275,5	9:47'10.599
5	21.110	24.767	23.618	31.934	1'41.429	275,5	9:48'52.028
6	21.092	24.831	23.732	31.875	1'41.530	276,9	9:50'33.558

4° 53 V. DEBISE [1'41.618]							
Lap	Seg1	Seg2	Seg3	Seg4	Lap Time	km/h	Local Time
1		28.500	28.697	34.359			
2	22.914	25.635	25.182	39.799	1'53.530	264,7	9:44'02.223
3	21.536	24.904	23.925	31.974	1'42.339	274,8	9:45'44.562
4	21.574	24.989	23.705	32.953	1'43.221	272,0	9:47'27.783
5	21.736	24.982	23.826	32.391	1'42.935	276,9	9:49'10.718
6	21.241	24.703	23.873	31.801	1'41.618	274,1	9:50'52.336

5° 94 L. MAHIAS [1'41.915]							
Lap	Seg1	Seg2	Seg3	Seg4	Lap Time	km/h	Local Time
1		28.888	25.537	33.185			
2	24.950	25.460	23.967	32.107	1'46.484	267,3	9:44'05.475
3	21.833	24.909	23.903	32.098	1'42.743	272,0	9:45'48.218
4	21.726	24.910	23.862	31.967	1'42.465	271,4	9:47'30.683
5	21.181	25.101	26.452	32.322	1'45.056	279,1	9:49'15.739
6	21.125	25.107	23.630	32.053	1'41.915	272,7	9:50'57.654

6° 28 G. VAN STRAALLEN [1'42.091]							
Lap	Seg1	Seg2	Seg3	Seg4	Lap Time	km/h	Local Time
1		27.431	25.554	32.968			
2	23.076	25.484	24.264	32.176	1'45.000	269,3	9:44'26.450
3	22.198	24.904	24.084	32.108	1'43.294	274,1	9:46'09.744
4	21.751	24.916	23.949	32.067	1'42.683	274,1	9:47'52.427
5	21.519	24.776	23.762	32.034	1'42.091	275,5	9:49'34.518
6	21.225	24.765	23.736	32.056	1'41.782C	276,2	9:51'16.300

7° 23 M. SCHROETTER [1'42.132]							
Lap	Seg1	Seg2	Seg3	Seg4	Lap Time	km/h	Local Time
1		28.373	25.735	33.522			
2	23.004	25.400	24.078	32.425	1'44.907	273,4	9:44'04.848
3	23.325	25.092	24.011	32.669	1'45.097	273,4	9:45'49.945
4	22.069	24.720	23.623	32.193	1'42.605	272,7	9:47'32.550
5	21.669	24.620	24.035	32.094	1'42.418	273,4	9:49'14.968

6	21.505	25.068	23.621	31.938	1'42.132	275,5	9:50'57.100
---	---------------	--------	---------------	---------------	-----------------	--------------	-------------

8° 99 A. HUERTAS [1'42.132]							
Lap	Seg1	Seg2	Seg3	Seg4	Lap Time	km/h	Local Time
1		26.635	25.474	32.360			
2	22.742	25.253	24.301	32.211	1'44.507	276,9	9:44'25.938
3	22.335	24.850	23.905	32.031	1'43.121	275,5	9:46'09.059
4	22.100	24.706	23.985	32.077	1'42.868	274,1	9:47'51.927
5	21.724	24.679	23.718	32.011	1'42.132	274,8	9:49'34.059
6	21.500	24.616	23.615	31.898	1'41.629C	274,8	9:51'15.688

9° 54 B. SOFUOGLU [1'42.157]							
Lap	Seg1	Seg2	Seg3	Seg4	Lap Time	km/h	Local Time
1		27.845	26.053	33.529			
2	23.163	26.285	24.598	32.369	1'46.415	276,2	9:43'47.846
3	22.308	25.428	24.399	32.339	1'44.474	272,7	9:45'32.320
4	22.309	25.112	24.144	32.130	1'43.695	270,7	9:47'16.015
5	21.846	25.043	23.945	32.085	1'42.919	269,3	9:48'58.934
6	21.778	24.748	23.753	31.878	1'42.157	271,4	9:50'41.091

10° 5 N. ANTONELLI [1'42.250]							
Lap	Seg1	Seg2	Seg3	Seg4	Lap Time	km/h	Local Time
1		29.304	26.711	39.217			
2	23.339	26.009	25.332	33.494	1'48.174	273,4	9:43'59.633
3	22.723	25.364	24.459	32.393	1'44.939	275,5	9:45'44.572
4	22.227	24.879	24.192	32.246	1'43.544	273,4	9:47'28.116
5	21.854	24.847	24.691	33.707	1'45.099	277,6	9:49'13.215
6	21.827	24.709	23.649	32.065	1'42.250	275,5	9:50'55.465

11° 32 D. BAYLISS [1'42.542]							
Lap	Seg1	Seg2	Seg3	Seg4	Lap Time	km/h	Local Time
1		27.604	25.567	33.418			
2	23.396	25.676	24.651	32.903	1'46.626	270,0	9:43'45.995
3	22.431	25.158	24.078	32.562	1'44.229	275,5	9:45'30.224
4	21.915	24.915	23.698	32.014	1'42.542	270,7	9:47'12.766
5	22.194	24.852	23.952	33.001	1'43.999	264,1	9:48'56.765
6	21.764	25.048	23.655	32.833	1'43.300	270,7	9:50'40.065

12° 3 R. DE ROSA [1'42.555]							
Lap	Seg1	Seg2	Seg3	Seg4	Lap Time	km/h	Local Time
1		28.606	25.995	33.728			
2	22.997	25.512	24.119	32.516	1'45.144	265,4	9:44'11.594
3	22.508	25.148	23.883	32.420	1'43.959		9:45'55.553
4	21.862	24.929	23.782	31.982	1'42.555		9:47'38.108
5	21.698	25.268	24.439	32.480	1'43.885		9:49'21.993
6	21.226	24.918	23.859	32.290	1'42.293C	266,7	9:51'04.286

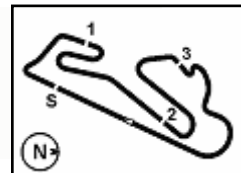
13° 27 K. TOBA [1'42.645]							
Lap	Seg1	Seg2	Seg3	Seg4	Lap Time	km/h	Local Time
1		28.754	27.847	33.504			
2	23.700	25.559	24.756	32.615	1'46.630	275,5	9:43'57.435
3	22.769	25.166	24.764	32.405	1'45.104	274,8	9:45'42.539
4	22.309	25.046	24.247	32.236	1'43.838	277,6	9:47'26.377
5	22.313	25.014	24.271	38.236	1'49.834	275,5	9:49'16.211
6	21.682	24.947	23.959	32.057	1'42.645	277,6	9:50'58.856

14° 40 S. CORSI [1'42.668]							
Lap	Seg1	Seg2	Seg3	Seg4	Lap Time	km/h	Local Time
1		27.992	26.530	34.068			
2	23.922	26.357	25.280	32.945	1'48.504	268,0	9:43'55.524
3	23.000	25.586	24.229	32.491	1'45.306	277,6	9:45'40.830

13/10/2024 P = Pits In/Out - C = Lap Time Cancelled

These data/results cannot be reproduced, stored and/or transmitted in whole or in part by any manner of electronic, mechanical, photocopying, recording, broadcasting or otherwise now known or herein after developed without the previous express consent by the copyright owner, except for reproduction in daily press and regular printed publications on sale to the public within 60 days of the event related to those data/results and always provided that copyright symbol appears together as follows below.

© DORNA WSBK ORGANIZATION Srl 2024



Estoril Round, 11-13 October 2024
Chronological Analysis Warm Up 2

4	22.808	25.542	24.307	32.724	1'45.381	273,4	9:47'26.211	3	22.276	25.355	24.156	32.152	1'43.939	270,0	9:45'35.225
5	22.246	24.943	23.953	32.111	1'43.253	272,7	9:49'09.464	4	22.460	25.086	24.680	33.436	1'45.662	268,0	9:47'20.887
6	21.665	24.864	23.926	32.213	1'42.668	274,8	9:50'52.132	5	21.707	25.014	23.859	32.330	1'42.910	269,3	9:49'03.797
								6	21.668	25.103	24.002	32.312	1'43.085	266,0	9:50'46.882

15° 50 D. VOSTATEK [1'42.741]							
Lap	Seg.1	Seg.2	Seg.3	Seg.4	Lap Time	km/h	Local Time
1		27.817	27.642	33.834			
2	22.365	25.572	24.452	32.600	1'44.989	264,7	9:45'01.365
3	22.229	25.149	23.855	32.238	1'43.471	264,1	9:46'44.836
4	21.888	25.021	23.776	32.540	1'43.225	264,7	9:48'28.061
5	21.549	24.824	23.643	32.725	1'42.741	265,4	9:50'10.802

16° 9 J. NAVARRO [1'42.762]							
Lap	Seg.1	Seg.2	Seg.3	Seg.4	Lap Time	km/h	Local Time
1		29.217	26.753	34.035			
2	22.983	25.633	24.544	32.523	1'45.683	274,1	9:44'10.950
3	22.566	25.415	23.972	32.324	1'44.277	275,5	9:45'55.227
4	21.942	24.933	23.739	32.160	1'42.774	274,8	9:47'38.001
5	21.650	25.013	23.817	32.282	1'42.762	276,2	9:49'20.763
6	21.526	24.869	23.878	32.093	1'42.366C	274,8	9:51'03.129

17° 89 K. BIN PAWI [1'42.766]							
Lap	Seg.1	Seg.2	Seg.3	Seg.4	Lap Time	km/h	Local Time
1		28.415	25.934	34.082			
2	22.763	25.568	24.271	32.511	1'45.113	275,5	9:43'50.158
3	21.753	25.427	24.039	32.410	1'43.629	274,1	9:45'33.787
4	21.673	25.013	23.920	32.436	1'43.042	273,4	9:47'16.829
5	21.345	25.039	24.047	32.564	1'42.995	271,4	9:48'59.824
6	21.252	25.001	23.963	32.550	1'42.766	272,0	9:50'42.590

18° 72 Y. RUIZ [1'42.832]							
Lap	Seg.1	Seg.2	Seg.3	Seg.4	Lap Time	km/h	Local Time
1		29.371	26.465	34.542			
2	23.562	27.206	24.894	33.291	1'48.953	271,4	9:43'55.029
3	22.605	25.603	24.441	33.040	1'45.689	278,4	9:45'40.718
4	22.346	25.482	24.123	32.822	1'44.773	267,3	9:47'25.491
5	22.131	25.188	24.048	32.633	1'44.000	267,3	9:49'09.491
6	21.819	24.953	23.843	32.217	1'42.832	272,0	9:50'52.323

19° 7 L. BALDASSARRI [1'42.853]							
Lap	Seg.1	Seg.2	Seg.3	Seg.4	Lap Time	km/h	Local Time
1		27.099	26.105	33.757			
2	24.871	29.989	26.657	40.385	2'01.902	272,7	9:44'00.996
3	22.209	25.642	24.218	32.638	1'44.707	266,0	9:45'45.703
4	21.651	24.759	23.905	32.538	1'42.853	267,3	9:47'28.556
5	21.786	24.920	24.100	32.306	1'43.112	271,4	9:49'11.668
6	22.017	24.956			272,7		

20° 11 B. BENDSNEYDER [1'42.903]							
Lap	Seg.1	Seg.2	Seg.3	Seg.4	Lap Time	km/h	Local Time
1		29.059	27.015	33.440			
2	23.344	25.751	24.582	32.146	1'45.823	270,7	9:43'55.610
3	23.320	25.959	26.885	35.061	1'51.225	279,8	9:45'46.835
4	22.378	25.316	24.036	31.957	1'43.687	270,7	9:47'30.522
5	21.936	25.060	23.935	31.972	1'42.903	272,0	9:49'13.425
6	22.013	28.675	24.146	32.091	1'46.925	277,6	9:51'00.350

21° 77 M. PONS [1'42.910]							
Lap	Seg.1	Seg.2	Seg.3	Seg.4	Lap Time	km/h	Local Time
1		28.780	26.816	33.910			
2	23.855	26.384	24.751	32.339	1'47.329	266,7	9:43'51.286

22° 69 T. BOOTH-AMOS [1'43.148]							
Lap	Seg.1	Seg.2	Seg.3	Seg.4	Lap Time	km/h	Local Time
1		27.913	26.619	33.295			
2	23.340	25.384	25.027	32.258	1'46.009	275,5	9:43'56.210
3	22.857	25.615	24.184	32.288	1'44.944	277,6	9:45'41.154
4	22.534	24.981	24.221	32.580	1'44.316	276,9	9:47'25.470
5	22.037	25.049	23.831	32.335	1'43.252	268,7	9:49'08.722
6	21.835	24.905	23.983	32.425	1'43.148	268,0	9:50'51.870

23° 16 A. ANUAR [1'43.284]							
Lap	Seg.1	Seg.2	Seg.3	Seg.4	Lap Time	km/h	Local Time
1		28.509	26.561	34.051			
2	23.172	26.600	25.277	33.381	1'48.430	271,4	9:43'54.874
3	22.581	25.594	24.524	33.184	1'45.883	273,4	9:45'40.757
4	23.252	25.389	24.328	32.680	1'45.649	260,2	9:47'26.406
5	22.426	25.173	24.235	32.590	1'44.424	272,7	9:49'10.830
6	21.711	25.089	23.907	32.577	1'43.284	271,4	9:50'54.114

24° 68 L. POWER [1'43.355]							
Lap	Seg.1	Seg.2	Seg.3	Seg.4	Lap Time	km/h	Local Time
1		27.527	25.626	33.116			
2	23.340	25.640	24.595	32.635	1'46.210	272,0	9:43'45.572
3	22.011	25.303	24.153	32.387	1'43.854	273,4	9:45'29.426
4	21.725	25.144	24.079	32.407	1'43.355	268,7	9:47'12.781
5	21.733	25.090	24.103	33.129	1'44.055	268,0	9:48'56.836
6	21.483	25.237	24.030	32.625	1'43.375	273,4	9:50'40.211

25° 39 K. KEANKUM [1'43.766]							
Lap	Seg.1	Seg.2	Seg.3	Seg.4	Lap Time	km/h	Local Time
1		28.184	26.045	33.598			
2	22.748	26.522	24.977	32.931	1'47.178	270,7	9:43'49.474
3	22.006	25.880	24.607	33.235	1'45.728	269,3	9:45'35.202
4	21.827	25.541	24.590	32.868	1'44.826	268,0	9:47'20.028
5	21.402	25.238	24.377	32.749	1'43.766	267,3	9:49'03.794
6	21.885	25.549	24.450	32.929	1'44.813	265,4	9:50'48.607

26° 17 J. MCPHEE [1'43.864]							
Lap	Seg.1	Seg.2	Seg.3	Seg.4	Lap Time	km/h	Local Time
1		28.353	25.855	33.623			
2	23.019	26.043	24.743	33.050	1'46.855	268,0	9:43'47.896
3	22.606	25.595	24.340	32.804	1'45.345	268,0	9:45'33.241
4	22.190	25.732	24.265	32.774	1'44.961	268,7	9:47'18.202
5	21.599	25.333	24.191	32.741	1'43.864	268,0	9:49'02.066
6	24.710	25.680	24.280	32.783	1'47.453	264,7	9:50'49.519

27° 71 T. EDWARDS [1'44.405]							
Lap	Seg.1	Seg.2	Seg.3	Seg.4	Lap Time	km/h	Local Time
1		28.956	26.853	34.373			
2	24.253	26.904	26.049	33.200	1'50.406	271,4	9:43'55.394
3	23.352	26.293	24.957	32.986	1'47.588	277,6	9:45'42.982
4	22.736	25.416	24.643	33.322	1'46.117	276,9	9:47'29.099
5	22.175	25.452	24.595	33.014	1'45.236	276,9	9:49'14.335
6	21.892	25.684	24.413	32.416	1'44.405	276,2	9:50'58.740

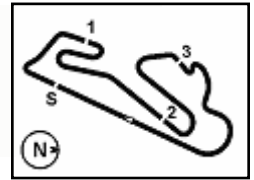
28° 29 G. MORENO [1'44.461]							
Lap	Seg.1	Seg.2	Seg.3	Seg.4	Lap Time	km/h	Local Time
1							
2							

13/10/2024 P = Pits In/Out - C = Lap Time Cancelled

These data/results cannot be reproduced, stored and/or transmitted in whole or in part by any manner of electronic, mechanical, photocopying, recording, broadcasting or otherwise now known or herein after developed without the previous express consent by the copyright owner, except for reproduction in daily press and regular printed publications on sale to the public within 60 days of the event related to those data/results and always provided that copyright symbol appears together as follows below.

© DORNA WSBK ORGANIZATION Srl 2024





Estoril Round, 11-13 October 2024
Chronological Analysis Warm Up 2

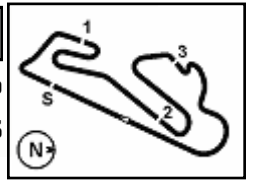
1		28.951	26.776	34.460			
2	24.028	26.672	25.322	33.463	1'49.485	274,8	9:43'54.810
3	23.120	26.455	24.767	32.698	1'47.040	270,0	9:45'41.850
4	22.675	25.401	24.547	32.473	1'45.096	274,1	9:47'26.946
5	22.317	25.318	24.375	32.451	1'44.461	276,2	9:49'11.407
6	22.048	25.432	24.461	32.719	1'44.660	275,5	9:50'56.067

29°							
37 G. RIBEIRO (1'46.086)							
Lap	Seg.1	Seg.2	Seg.3	Seg.4	Lap Time	km/h	Local Time
1		29.189	26.414	34.396			
2	23.975	26.756	25.567	33.639	1'49.937	260,2	9:44'02.413
3	22.792	26.209	25.125	33.438	1'47.564	264,1	9:45'49.977
4	22.775	25.819	24.898	33.316	1'46.808	260,2	9:47'36.785
5	22.229	25.755	24.718	33.384	1'46.086	258,4	9:49'22.871
6	22.153	25.647	24.683	33.148	1'45.631C	259,6	9:51'08.502

13/10/2024 P = Pits In/Dut - C = Lap Time Cancelled

These data/results cannot be reproduced, stored and/or transmitted in whole or in part by any manner of electronic, mechanical, photocopying, recording, broadcasting or otherwise now known or herein after developed without the previous express consent by the copyright owner, except for reproduction in daily press and regular printed publications on sale to the public within 60 days of the event related to those data/results and always provided that copyright symbol appears together as follows below.

© DORNA WSBK ORGANIZATION Srl 2024



Estoril Round, 11-13 October 2024
Best Laps & Speeds

No.	Rider Bike	Nat	Best Lap		FP		SP		WUP1		RC1		WUP2				
			LL	SPD	LL	SPD	LL	SPD	LL	SPD	LL	SPD	LL	SPD			
1	55 Y. MONTELLA Ducati Panigale V2	ITA	1'40.266 49 276,9		1'56.967 18 264,1		1'41.318 4 266,7		2'00.080 4 266,0		1'40.266 18 270,0		1'41.429 5 276,9				
2	99 A. HUERTAS Ducati Panigale V2	ESP	1'40.505 49 276,9		1'58.804 15 262,8		1'41.698 6 270,0		2'03.014 5 265,4		1'40.505 18 272,7		1'42.132 5 276,9				
3	53 V. DEBISE Yamaha YZF R6	FRA	1'40.548 43 276,9		1'57.332 14 256,5		1'41.987 5 267,3		2'01.632 4 259,6		1'40.548 15 270,7		1'41.618 5 276,9				
4	62 S. MANZI Yamaha YZF R6	ITA	1'40.645 46 274,8		1'57.868 15 265,4		1'41.925 5 264,1		2'03.014 3 261,5		1'40.645 18 274,8		1'40.967 5 273,4				
5	94 L. MAHIAS Yamaha YZF R6	FRA	1'40.774 45 279,1		1'59.046 13 255,3		1'42.698 5 266,7		2'02.872 4 258,4		1'40.774 18 271,4		1'41.915 5 279,1				
6	11 B. BENDSNEYDER MV Agusta F3 800 RR	NED	1'41.149 54 279,8		1'57.738 19 258,4		1'43.483 7 261,5		2'04.648 5 254,7		1'41.149 18 276,9		1'42.903 5 279,8				
7	23 M. SCHROETTER MV Agusta F3 800 RR	GER	1'41.247 49 277,6		1'59.099 16 257,8		1'43.242 6 266,0		2'07.007 4 259,6		1'41.247 18 277,6		1'42.132 5 275,5				
8	64 F. CARICASULO MV Agusta F3 800 RR	ITA	1'41.261 43 279,1		1'58.136 13 265,4		1'43.122 2 268,7		2'02.290 5 264,7		1'41.261 18 272,7		1'41.360 5 279,1				
9	54 B. SOFUOGLU Yamaha YZF R6	TUR	1'41.314 39 279,8		2'02.980 5 260,9		1'43.659 6 261,5		2'09.222 5 265,4		1'41.314 18 279,8		1'42.157 5 276,2				
10	32 D. BAYLISS Ducati Panigale V2	AUS	1'41.316 49 277,6		1'59.906 17 260,9		1'43.177 5 268,7		2'04.517 4 247,7		1'41.316 18 277,6		1'42.542 5 275,5				
11	9 J. NAVARRO Ducati Panigale V2	ESP	1'41.402 43 276,2		1'57.704 16 263,4		1'55.583 5 259,0		2'04.740 4 259,6		1'41.402 13 273,4		1'42.762 5 276,2				
12	28 G. VAN STRAALEN Yamaha YZF R6	NED	1'41.402 42 276,2		2'00.729 9 260,2		1'42.454 5 264,7		2'03.368 5 261,5		1'41.402 18 276,2		1'42.091 5 276,2				
13	40 S. CORSI Ducati Panigale V2	ITA	1'41.607 46 277,6		1'58.886 14 260,2		1'42.975 6 269,3		2'04.406 3 259,6		1'41.607 18 272,0		1'42.668 5 277,6				
14	50 D. VOSTATEK Triumph Street Triple RS 765	CZE	1'41.615 41 273,4		2'02.945 14 254,1		1'43.024 5 263,4				1'41.615 18 273,4		1'42.741 4 265,4				
15	74 P. BIESIEKIRSKI Ducati Panigale V2	POL	1'41.719 34 277,6		1'58.781 13 263,4		1'43.745 3 263,4				1'41.719 18 277,6						
16	77 M. PONS Yamaha YZF R6	ESP	1'41.849 31 279,8				1'43.664 11 255,9		1 261,5		1'41.849 10 279,8		1'42.910 5 270,0				
17	66 N. TUULI Ducati Panigale V2	FIN	1'42.162 23 274,1		1'58.801 12 255,9		1'43.054 4 260,2				1'42.162 7 274,1						
18	27 K. TOBA Honda CBR600RR	JPN	1'42.201 48 277,6		2'00.516 16 262,8		1'46.337 4 262,8		2'06.397 5 260,9		1'42.201 18 277,6		1'42.645 5 277,6				
19	5 N. ANTONELLI Ducati Panigale V2	ITA	1'42.248 50 277,6		1'58.511 19 261,5		1'44.079 4 266,0		2'06.104 4 259,6		1'42.248 18 275,5		1'42.250 5 277,6				
20	3 R. DE ROSA QJMOTOR SRK 800 RR	ITA	1'42.259 47 270,0		1'56.918 16 261,5		1'43.544 5 262,1		3 254,7		1'42.259 18 270,0		1'42.555 5 266,7				
21	69 T. BOOTH-AMOS Triumph Street Triple RS 765	GBR	1'42.358 38 277,6		2'00.634 9 257,1		1'44.921 6 260,9				1'42.358 18 272,0		1'43.148 5 277,6				
22	89 K. BIN PAWI Honda CBR600RR	MAS	1'42.430 44 275,5		1'58.802 13 260,2		1'52.323 3 261,5		2'02.542 5 263,4		1'42.430 18 275,5		1'42.766 5 275,5				
23	72 Y. RUIZ Yamaha YZF R6	ESP	1'42.651 50 278,4		2'02.478 17 251,2		1'43.389 5 268,7		2'05.791 5 256,5		1'42.651 18 278,4		1'42.832 5 278,4				
24	29 G. MORENO Kawasaki ZX-6R	MEX	1'42.665 51 276,2		2'01.849 19 257,1		1'44.493 5 259,6		2'05.757 4 258,4		1'42.665 18 272,0		1'44.461 5 276,2				
25	7 L. BALDASSARRI Triumph Street Triple RS 765	ITA	1'42.853 32 274,8		1'58.918 15 254,1		1'43.765 7 259,0		2'02.175 4 255,3		1'43.082 2 274,8		1'42.853 4 272,7				

13/10/2024
These data/results cannot be reproduced, stored and/or transmitted in whole or in part by any manner of electronic, mechanical, photocopying, recording, broadcasting or otherwise now known or herein after developed without the previous express consent by the copyright owner, except for reproduction in daily press and regular printed publications on sale to the public within 60 days of the event related to those data/results and always provided that copyright symbol appears together as follows below.
© DORNA WSBK ORGANIZATION Srl 2024

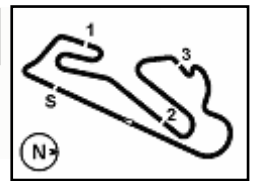


Estoril Round, 11-13 October 2024
Best Laps & Speeds

2 / 2

No.	Rider Bike	Nat	Best Lap		FP		SP		WUP1		RC1		WUP2					
			LL	SPD	LL	SPD	LL	SPD	LL	SPD	LL	SPD	LL	SPD				
26	68 L. POWER MV Agusta F3 800 RR	AUS	1'43.143 31 273,4		1'58.478 11 258,4		1'44.644 3 264,7		1'58.974 5 257,1		1'43.143 7 271,4		1'43.355 5 273,4					
27	16 A. ANUAR Honda CBR600RR	MAS	1'43.284 41 273,4		1'59.440 13 260,2		1'45.890 3 259,6		2'01.753 2 262,8		1'43.317 18 271,4		1'43.284 5 273,4					
28	39 K. KEANKUM Yamaha YZF R6	THA	1'43.766 45 270,7		1'59.231 16 259,0		1'45.589 7 259,6		2'02.957 5 259,0		1'44.728 12 261,5		1'43.766 5 270,7					
29	37 G. RIBEIRO Yamaha YZF R6	POR	1'45.377 37 264,1		2'01.724 14 245,5		2'06.916 5 246,0		2'10.018 5 248,8		1'45.377 8 254,1		1'46.086 5 264,1					
30	71 T. EDWARDS Ducati Panigale V2	AUS	1'44.405 15 277,6		2'11.966 1 242,7		1'45.564 5 264,7		2'08.913 4 260,2				1'44.405 5 277,6					
31	17 J. MCPHEE Triumph Street Triple RS 765	GBR	1'43.864 17 268,7		1'59.049 12 255,9								1'43.864 5 268,7					
32	61 C. ONCU Kawasaki ZX-6R	TUR	1'59.942 5 262,8		1'59.942 5 262,8													
33	22 F. FULIGNI Ducati Panigale V2	ITA	2'01.094 13 265,4		2'01.094 13 265,4													

13/10/2024
These data/results cannot be reproduced, stored and/or transmitted in whole or in part by any manner of electronic, mechanical, photocopying, recording, broadcasting or otherwise now known or herein after developed without the previous express consent by the copyright owner, except for reproduction in daily press and regular printed publications on sale to the public within 60 days of the event related to those data/results and always provided that copyright symbol appears together as follows below.
© DORNA WSBK ORGANIZATION Srl 2024



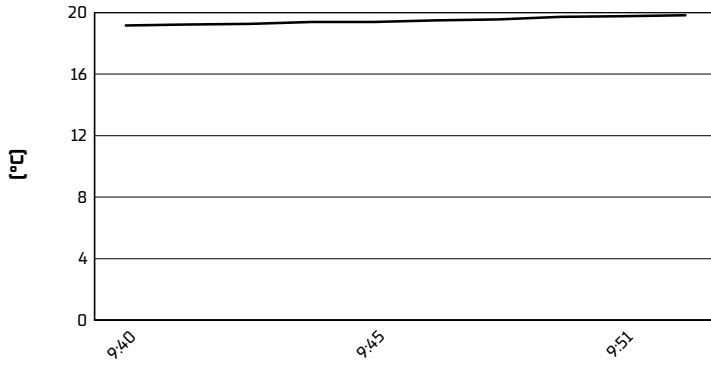
Circuito Estoril 4.182 m

Estoril Round, 11-13 October 2024

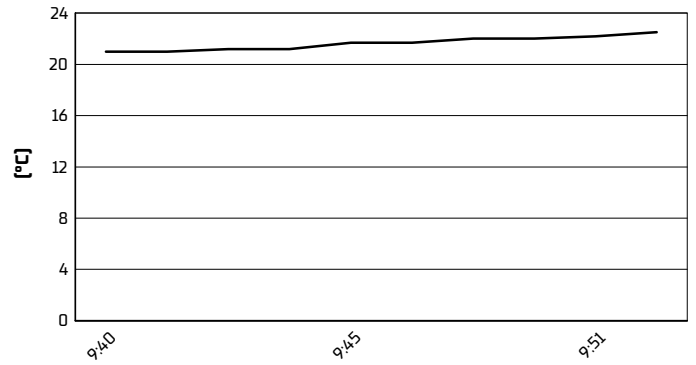
Weather Report Warm Up 2

Session started 09:40 - Session ended 9:53


Air Temperature




Track Temperature



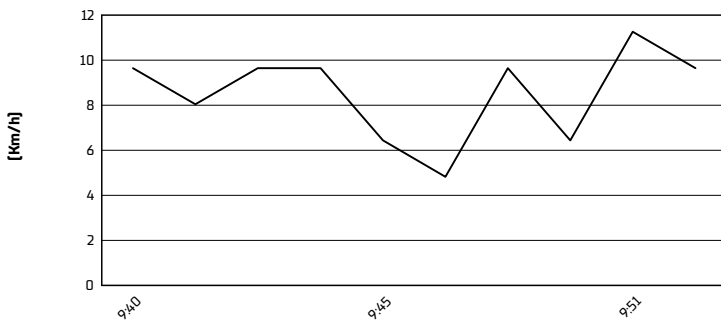
Air Pressure



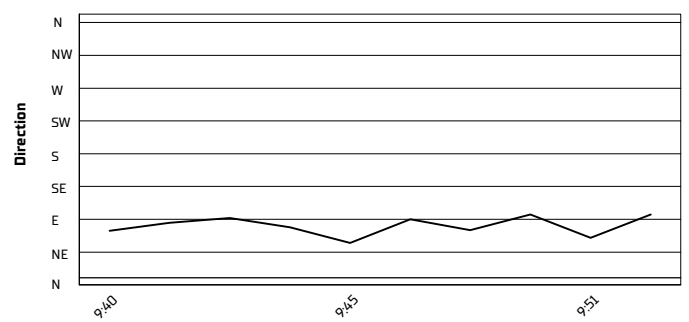
Humidity



Wind Speed



Wind Direction

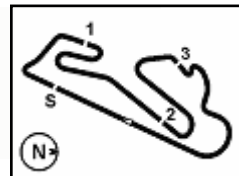


13/10/2024

These data/results cannot be reproduced, stored and/or transmitted in whole or in part by any manner of electronic, mechanical, photocopying, recording, broadcasting or otherwise now known or herein after developed without the previous express consent by the copyright owner, except for reproduction in daily press and regular printed publications on sale to the public within 60 days of the event related to those data/results and always provided that copyright symbol appears together as follows below.

© DORNA WSBK ORGANIZATION Srl 2024





Circuito Estoril 4.182 m

Estoril Round, 11-13 October 2024

Starting Grid - Race 2 [18 Laps x 4,182 km = 75,276 km]

1	1	55 MONTELLA Y. Ducati 1'40.266 RC1	2	99 HUERTAS A. Ducati 1'40.505 RC1	3	53 DEBISE V. Yamaha 1'40.548 RC1
2	4	62 MANZI S. Yamaha 1'40.645 RC1	5	94 MAHIAS L. Yamaha 1'40.774 RC1	6	11 BENDSNEYDER B. MV Agusta 1'41.149 RC1
3	7	23 SCHROETTER M. MV Agusta 1'41.247 RC1	8	64 CARICASULO F. MV Agusta 1'41.261 RC1	9	54 SOFUOGLU B. Yamaha 1'41.314 RC1
4	10	28 VAN STRAALEN G. Yamaha 1'42.454 SP	11	40 CORSI S. Ducati 1'42.975 SP	12	50 VOSTATEK O. Triumph 1'43.024 SP
5	13	32 BAYLISS O. Ducati 1'43.177 SP	14	72 RUIZ Y. Yamaha 1'43.389 SP	15	3 DE ROSA R. QJMOTOR 1'43.544 SP
6	16	77 PONS M. Yamaha 1'43.664 SP	17	7 BALDASSARRI L. Triumph 1'43.765 SP	18	5 ANTONELLI N. Ducati 1'44.079 SP
7	19	29 MORENO G. Kawasaki 1'44.493 SP	20	68 POWER L. MV Agusta 1'44.644 SP	21	69 BOOTH-AMOS T. Triumph 1'44.921 SP
8	22	71 EDWARDS T. Ducati 1'45.564 SP	23	39 KEANKUM K. Yamaha 1'45.589 SP	24	16 ANUAR A. Honda 1'45.890 SP
9	25	27 TOBA K. Honda 1'46.337 SP	26	89 BIN PAWI K. Honda	27	9 NAVARRO J. Ducati
10	28	37 RIBEIRO G. Yamaha				

N.66 [Tuuli N.] will not take part in the race. Declared unfit after Race 1
N.74 [Biesiekirski P.] will not take part in the race. Declared unfit after Race 1
N.17 [McPhee J.] will not take part in the race. Declared unfit after Warm Up 2

13/10/2024 The Race Director

These data/results cannot be reproduced, stored and/or transmitted in whole or in part by any manner of electronic, mechanical, photocopying, recording, broadcasting or otherwise now known or herein after developed without the previous express consent by the copyright owner, except for reproduction in daily press and regular printed publications on sale to the public within 60 days of the event related to those data/results and always provided that copyright symbol appears together as follows below. © DORNA WSBK ORGANIZATION Srl 2024