

Magny-Cours 4.411 m

Motul French Round, 6-8 September 2024
Chronological Analysis Race 2

Start at 15:30'15.525

1 / 4

1° 11 N. BULEGA [1'36.717]							
Lap	Seg1	Seg2	Seg3	Seg4	Lap Time	km/h	Local Time
1		21.398	22.067	24.819	1'37.083	288,8	15:31'52.608
2	28.974	21.201	21.835	24.756	1'36.766	292,7	15:33'29.374
3	29.038	21.272	21.928	24.709	1'36.947	284,2	15:35'06.321
4	28.867	21.266	21.869	24.981	1'36.983	288,0	15:36'43.304
5	28.812	21.133	21.939	24.833	1'36.717	295,1	15:38'20.021
6	28.919	21.287	21.957	24.955	1'37.118	291,1	15:39'57.139
7	28.945	21.284	22.148	24.786	1'37.163	291,9	15:41'34.302
8	28.924	21.381	22.071	24.949	1'37.325	285,7	15:43'11.627
9	28.791	21.251	21.957	24.830	1'36.829	289,5	15:44'48.456
10	28.919	21.368	22.049	24.936	1'37.272	291,1	15:46'25.728
11	28.929	21.352	22.084	24.963	1'37.328	294,3	15:48'03.056
12	29.016	21.427	21.966	24.895	1'37.334	289,5	15:49'40.390
13	28.884	21.256	22.084	24.837	1'37.061	291,1	15:51'17.451
14	29.220	21.323	22.034	24.856	1'37.433	293,5	15:52'54.884
15	28.950	21.309	21.994	24.995	1'37.248	292,7	15:54'32.132
16	28.827	21.419	22.023	24.907	1'37.176	288,8	15:56'09.308
17	28.952	21.422	22.132	24.954	1'37.460	292,7	15:57'46.768
18	28.989	21.382	22.093	24.980	1'37.444	291,9	15:59'24.212
19	28.965	21.583	22.108	24.931	1'37.587	288,0	16:01'01.799
20	29.111	21.430	22.365	25.159	1'38.065	295,1	16:02'39.864
21	29.218	21.793	22.228	25.450	1'38.689	287,2	16:04'18.553

Race Time 34'03.028

14	29.047	21.194	22.010	24.923	1'37.174	295,9	15:53'01.914
15	29.110	21.123	22.152	24.889	1'37.274	296,7	15:54'39.188
16	29.068	21.093	22.031	24.785	1'36.977	297,5	15:56'16.165
17	29.089	21.225	21.922	24.983	1'37.219	293,5	15:57'53.384
18	29.198	21.225	22.022	24.915	1'37.360	296,7	15:59'30.744
19	29.020	21.273	21.992	24.866	1'37.151	295,1	16:01'07.895
20	29.050	21.198	22.121	24.843	1'37.212	295,9	16:02'45.107
21	29.256	21.382	22.034	25.074	1'37.746	288,0	16:04'22.853

Race Time 34'07.328

2° 9 D. PETRUCCI [1'37.000]							
Lap	Seg1	Seg2	Seg3	Seg4	Lap Time	km/h	Local Time
1		21.744	22.168	25.022	1'38.141	273,4	15:31'53.666
2	29.017	21.575	21.914	24.779	1'37.285	282,7	15:33'30.951
3	29.099	21.358	21.862	24.808	1'37.127	290,3	15:35'08.078
4	29.049	21.291	21.956	24.865	1'37.161	292,7	15:36'45.239
5	29.052	21.346	21.959	24.798	1'37.155	294,3	15:38'22.394
6	29.123	21.426	21.881	25.022	1'37.452	292,7	15:39'59.846
7	29.016	21.366	21.900	24.845	1'37.127	293,5	15:41'36.973
8	29.053	21.204	21.916	24.827	1'37.000	295,1	15:43'13.973
9	29.107	21.351	21.970	24.936	1'37.364	295,1	15:44'51.337
10	29.068	21.419	21.872	24.915	1'37.274	291,9	15:46'28.611
11	29.091	21.300	21.796	24.815	1'37.002	293,5	15:48'05.613
12	29.136	21.413	21.974	24.859	1'37.382	291,9	15:49'42.995
13	29.085	21.250	21.970	24.916	1'37.221	295,1	15:51'20.216
14	29.086	21.362	21.967	25.018	1'37.433	292,7	15:52'57.649
15	29.168	21.358	22.000	24.914	1'37.440	294,3	15:54'35.089
16	29.136	21.422	21.899	24.951	1'37.408	294,3	15:56'12.497
17	29.145	21.333	21.922	25.002	1'37.402	293,5	15:57'49.899
18	29.124	21.333	22.047	24.992	1'37.496	293,5	15:59'27.395
19	29.213	21.466	22.024	25.092	1'37.795	293,5	16:01'05.190
20	29.246	21.371	22.039	25.078	1'37.734	294,3	16:02'42.924
21	29.136	21.488	22.179	25.129	1'37.932	291,9	16:04'20.856

Race Time 34'05.331

4° 22 A. LOWES [1'36.920]							
Lap	Seg1	Seg2	Seg3	Seg4	Lap Time	km/h	Local Time
1		21.555	27.113	24.965	1'42.721	275,5	15:31'58.246
2	29.111	21.692	22.537	24.915	1'38.255	269,3	15:33'36.501
3	28.867	21.425	22.133	24.948	1'37.373	279,8	15:35'13.874
4	28.966	21.622	22.245	24.840	1'37.673	274,1	15:36'51.547
5	28.961	21.472	22.110	24.955	1'37.498	287,2	15:38'29.045
6	28.943	21.350	21.856	24.771	1'36.920	288,8	15:40'05.965
7	28.810	21.411	21.834	25.006	1'37.061	272,0	15:41'43.026
8	29.095	21.817	22.027	24.881	1'37.820	285,0	15:43'20.846
9	28.856	21.286	22.020	24.839	1'37.001	288,8	15:44'57.847
10	28.802	21.461	21.993	24.863	1'37.119	269,3	15:46'34.966
11	28.943	21.590	21.959	24.990	1'37.482	270,7	15:48'12.448
12	28.856	21.498	21.883	24.905	1'37.142	270,0	15:49'49.590
13	28.832	21.382	21.925	24.907	1'37.046	282,7	15:51'26.636
14	29.242	21.337	22.006	24.893	1'37.478	283,5	15:53'04.114
15	29.030	21.404	22.018	24.861	1'37.313	284,2	15:54'41.427
16	29.010	21.244	21.947	24.851	1'37.052	290,3	15:56'18.479
17	28.973	21.380	21.983	24.695	1'37.031	285,7	15:57'55.510
18	28.855	21.482	22.002	24.896	1'37.235	276,2	15:59'32.745
19	28.991	21.409	21.951	24.869	1'37.220	287,2	16:01'09.965
20	29.079	21.395	22.045	24.884	1'37.403	291,1	16:02'47.368
21	29.289	21.318	22.140	25.014	1'37.761	289,5	16:04'25.129

Race Time 34'09.604

3° 31 G. GERLOFF [1'36.977]							
Lap	Seg1	Seg2	Seg3	Seg4	Lap Time	km/h	Local Time
1		21.977	22.214	25.202	1'38.907	254,1	15:31'54.432
2	28.864	21.653	21.975	25.079	1'37.571	268,7	15:33'32.003
3	28.936	21.639	22.020	25.297	1'37.892	268,7	15:35'09.895
4	28.970	21.553	22.367	25.297	1'38.187	274,8	15:36'48.082
5	28.976	21.617	22.100	24.973	1'37.666	273,4	15:38'25.748
6	28.883	21.559	22.013	25.023	1'37.478	276,2	15:40'03.226
7	28.900	21.433	22.001	24.857	1'37.191	276,2	15:41'40.411
8	28.975	21.293	22.062	25.191	1'37.521	282,7	15:43'17.938
9	28.945	21.558	21.949	25.107	1'37.559	275,5	15:44'55.497
10	28.944	21.457	22.105	25.068	1'37.574	287,2	15:46'33.071
11	29.089	21.271	22.042	24.952	1'37.354	291,1	15:48'10.425
12	29.129	21.396	21.953	24.830	1'37.308	292,7	15:49'47.733
13	29.056	21.185	21.940	24.826	1'37.007	295,9	15:51'24.740

5° 60 M. VAN DER MARK [1'37.198]							
Lap	Seg1	Seg2	Seg3	Seg4	Lap Time	km/h	Local Time
1		22.048	22.216	25.105	1'38.721	268,0	15:31'54.246
2	28.773	21.779	21.925	25.051	1'37.528	272,0	15:33'31.774
3	28.936	21.554	22.084	25.134	1'37.708	282,7	15:35'09.482
4	28.962	21.766	22.067	25.080	1'37.905	287,2	15:36'47.387
5	29.091	21.648	22.193	24.836	1'37.738	292,7	15:38'25.125
6	28.980	21.566	22.076	24.949	1'37.571	286,5	15:40'02.696
7	28.999	21.432	22.076	24.847	1'37.354	291,1	15:41'40.050
8	28.940	21.427	22.092	25.027	1'37.486	287,2	15:43'17.536
9	29.217	21.418	22.116	24.993	1'37.744	291,1	15:44'55.280
10	29.140	21.661	22.119	25.070	1'37.990	290,3	15:46'33.270
11	28.990	21.432	22.113	24.973	1'37.508	293,5	15:48'10.778
12	28.998	21.427	22.080	25.081	1'37.586	288,0	15:49'48.364
13	29.009	21.279	22.123	24.812	1'37.223	295,9	15:51'25.587
14	29.046	21.277	22.012	24.863	1'37.198	292,7	15:53'02.785
15	29.149	21.484	22.126	24.831	1'37.590	292,7	15:54'40.375
16	29.046	21.286	21.998	24.892	1'37.222	293,5	15:56'17.597
17	29.117	21.358	22.126	24.910	1'37.511	292,7	15:57'55.108
18	29.040	21.458	22.164	25.212	1'37.874	291,9	15:59'32.982
19	29.069	21.501	22.134	24.972	1'37.676	291,1	16:01'10.658
20	29.091	21.504	22.156	24.885	1'37.636	291,9	16:02'48.294
21	29.231	21.403	22.204	24.942	1'37.780	291,1	16:04'26.074

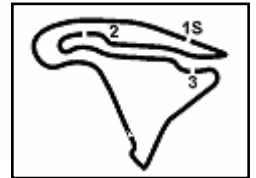
Race Time 34'10.549

6° 87 R. GARDNER [1'37.414]							
Lap	Seg1	Seg2	Seg3	Seg4	Lap Time	km/h	Local Time
1		22.191	22.305	25.473	1'39.746	255,9	15:31'55.271
2	29.089	21.535	22.029	24.891	1'37.544	264,1	15:33'32.815
3	28.994	21.625	21.920	24.875	1'37.414	268,0	15:35'10.229
4	29.132	21.547	22.231	25.235	1'38.145	264,7	15:36'48.374

08/09/2024

P = Pits In/Out - C = Lap Time Cancelled

These data/results cannot be reproduced, stored and/or transmitted in whole or in part by any manner of electronic, mechanical, photocopying, recording, broadcasting or otherwise now known or herein after developed without the previous express consent by the copyright owner, except for reproduction in daily press and regular printed publications on sale to the public within 6



Magny-Cours 4.411 m

Motul French Round, 6-8 September 2024
Chronological Analysis Race 2

Start at 15:30'15.525

2 / 4

5	29.028	21.675	22.014	25.307	1'38.024	265,4	15:38'26.398
6	29.217	21.534	22.057	24.984	1'37.792	273,4	15:40'04.190
7	29.232	21.459	22.091	24.952	1'37.734	277,6	15:41'41.924
8	29.145	21.367	22.007	25.025	1'37.544	280,5	15:43'19.468
9	29.080	21.375	22.036	24.930	1'37.421	275,5	15:44'56.889
10	29.115	21.451	22.106	24.986	1'37.658	273,4	15:46'34.547
11	29.093	21.395	22.018	24.976	1'37.482	272,7	15:48'12.029
12	29.165	21.756	22.015	24.892	1'37.828	268,7	15:49'49.857
13	29.124	21.418	22.002	24.994	1'37.538	275,5	15:51'27.395
14	29.094	21.917	22.103	24.907	1'38.021	282,0	15:53'05.416
15	29.096	21.397	21.976	25.004	1'37.473	270,7	15:54'42.889
16	29.086	21.450	22.091	25.030	1'37.657	274,1	15:56'20.546
17	29.218	21.509	22.047	24.964	1'37.738	275,5	15:57'58.284
18	29.081	21.496	22.143	24.941	1'37.661	272,0	15:59'35.945
19	29.112	21.421	22.082	25.120	1'37.735	279,1	16:01'13.680
20	29.303	21.482	22.395	25.045	1'38.225	279,1	16:02'51.905
21	29.252	21.540	22.087	25.389	1'38.268	284,2	16:04'30.173
Race Time 34'14.648							

9° 55 A. LOCATELLI (1'37.484)							
Lap	Seg.1	Seg.2	Seg.3	Seg.4	Lap Time	km/h	Local Time
1		22.055	22.913	24.940	1'40.281	270,0	15:31'55.806
2	28.949	21.741	22.109	24.921	1'37.720	274,1	15:33'33.526
3	29.038	21.674	22.097	25.393	1'38.202	270,7	15:35'11.728
4	29.179	21.487	22.080	24.968	1'37.714	284,2	15:36'49.442
5	29.285	21.605	22.075	25.071	1'38.036	282,0	15:38'27.478
6	29.223	21.512	22.172	24.986	1'37.893	286,5	15:40'05.371
7	29.105	21.354	22.000	25.041	1'37.500	291,1	15:41'42.871
8	29.200	21.978	22.165	25.033	1'38.376	290,3	15:43'21.247
9	29.119	21.515	22.096	25.102	1'37.832	285,0	15:44'59.079
10	29.188	21.378	22.000	25.010	1'37.576	292,7	15:46'36.655
11	29.263	21.427	22.003	25.122	1'37.815	287,2	15:48'14.470
12	29.261	21.471	21.923	24.993	1'37.648	288,8	15:49'52.118
13	29.279	21.427	22.090	25.077	1'37.873	288,8	15:51'29.991
14	29.201	21.269	22.044	24.970	1'37.484	293,5	15:53'07.475
15	29.280	21.368	22.007	25.054	1'37.709	289,5	15:54'45.184
16	29.278	21.268	21.969	25.060	1'37.575	290,3	15:56'22.759
17	29.277	21.422	22.025	25.017	1'37.741	292,7	15:58'00.500
18	29.222	21.440	22.040	24.931	1'37.633	289,5	15:59'38.133
19	29.317	21.386	22.249	25.139	1'38.091	289,5	16:01'16.224
20	29.344	21.474	22.119	25.124	1'38.061	289,5	16:02'54.285
21	29.286	21.438	22.054	25.311	1'38.089	288,8	16:04'32.374
Race Time 34'16.849							

7° 97 X. VIERGE (1'37.404)							
Lap	Seg.1	Seg.2	Seg.3	Seg.4	Lap Time	km/h	Local Time
1		21.986	22.121	24.969	1'38.400	261,5	15:31'53.925
2	29.033	21.631	21.999	24.846	1'37.509	279,8	15:33'31.434
3	28.980	21.654	22.178	24.990	1'37.802	283,5	15:35'09.236
4	29.182	21.751	22.564	25.071	1'38.568	287,2	15:36'47.804
5	29.017	21.616	22.205	24.906	1'37.744	278,4	15:38'25.548
6	29.010	21.404	22.114	24.962	1'37.490	285,7	15:40'03.038
7	29.014	21.330	22.138	25.205	1'37.687	286,5	15:41'40.725
8	29.146	21.360	22.146	25.039	1'37.691	282,0	15:43'18.416
9	29.087	21.448	22.122	25.074	1'37.731	284,2	15:44'56.147
10	29.434	21.279	22.137	25.031	1'37.881	288,8	15:46'34.028
11	29.111	21.644	22.095	24.925	1'37.775	288,0	15:48'11.803
12	29.056	21.417	22.052	24.929	1'37.454	289,5	15:49'49.257
13	29.074	21.746	22.027	24.941	1'37.788	287,2	15:51'27.045
14	29.103	21.384	21.989	24.957	1'37.433	281,3	15:53'04.478
15	29.127	21.308	22.085	24.884	1'37.404	289,5	15:54'41.882
16	29.054	21.301	22.051	25.022	1'37.428	290,3	15:56'19.310
17	29.147	21.460	22.123	25.121	1'37.851	290,3	15:57'57.161
18	29.233	21.403	22.188	25.007	1'37.831	288,8	15:59'34.992
19	29.334	21.381	22.240	25.211	1'38.166	293,5	16:01'13.158
20	29.546	21.335	22.305	25.254	1'38.440	292,7	16:02'51.598
21	29.462	21.475	22.180	25.993	1'39.110	292,7	16:04'30.708
Race Time 34'15.183							

10° 7 I. LECUONA (1'37.172)							
Lap	Seg.1	Seg.2	Seg.3	Seg.4	Lap Time	km/h	Local Time
1		22.188	22.265	25.495	1'39.929	261,5	15:31'55.454
2	29.072	21.711	22.188	24.793	1'37.764	272,0	15:33'33.218
3	29.206	21.516	22.031	24.784	1'37.537	285,0	15:35'10.755
4	29.196	21.554	22.097	24.982	1'37.829	279,1	15:36'48.584
5	29.127	21.699	22.147	24.956	1'37.929	274,8	15:38'26.513
6	29.191	21.319	21.993	24.779	1'37.282	278,4	15:40'03.795
7	29.180	21.292	22.065	24.777	1'37.314	287,2	15:41'41.109
8	29.115	21.330	22.053	24.970	1'37.468	282,7	15:43'18.577
9	29.137	21.402	22.151	24.990	1'37.680	285,0	15:44'56.257
10	29.526	21.447	22.082	24.872	1'37.927	280,5	15:46'34.184
11	29.060	21.272	22.037	24.803	1'37.172	289,5	15:48'11.356
12	29.231	21.468	22.010	24.823	1'37.532	291,1	15:49'48.888
13	29.124	21.356	22.048	24.847	1'37.375	291,1	15:51'26.263
14	29.201	21.480	22.371	25.569	1'38.621C	291,9	15:53'04.884
15	29.190	21.428	21.984	24.818	1'37.420	290,3	15:54'42.304
16	29.206	21.520	22.148	24.964	1'37.838	288,0	15:56'20.142
17	29.283	21.457	22.118	24.889	1'37.747	291,9	15:57'57.889
18	29.261	21.373	22.117	24.882	1'37.633	291,1	15:59'35.522
19	29.180	21.447	22.262	25.113	1'38.002	290,3	16:01'13.524
20	29.615	21.509	22.912	25.027	1'39.063	287,2	16:02'52.587
21	29.159	21.365	22.312	25.349	1'38.185	290,3	16:04'30.772
Race Time 34'15.247 + 3.000Pen							

8° 45 S. REDDING (1'37.365)							
Lap	Seg.1	Seg.2	Seg.3	Seg.4	Lap Time	km/h	Local Time
1		22.249	22.286	25.214	1'39.353	258,4	15:31'54.878
2	28.998	21.589	22.048	25.072	1'37.707	279,8	15:33'32.585
3	29.094	21.468	21.835	25.125	1'37.522	279,8	15:35'10.107
4	29.090	21.472	22.195	25.067	1'37.824	277,6	15:36'47.931
5	29.104	21.847	21.963	25.894	1'38.808	270,0	15:38'26.739
6	29.146	21.601	21.965	24.946	1'37.658	269,3	15:40'04.397
7	29.128	21.480	22.353	24.938	1'37.899	279,8	15:41'42.296
8	29.272	21.327	22.009	25.019	1'37.627	282,0	15:43'19.923
9	29.144	21.311	22.023	24.887	1'37.365	283,5	15:44'57.288
10	29.083	21.418	21.964	24.990	1'37.455	280,5	15:46'34.743
11	29.087	21.821	22.061	24.920	1'37.889	275,5	15:48'12.632
12	29.130	21.505	22.023	24.923	1'37.581	276,9	15:49'50.213
13	29.116	21.453	21.872	24.974	1'37.415	275,5	15:51'27.628
14	29.218	21.810	22.100	24.967	1'38.095	282,7	15:53'05.723
15	29.210	21.490	21.955	24.840	1'37.495	276,9	15:54'43.218
16	29.197	21.392	21.972	25.026	1'37.587	279,8	15:56'20.805
17	29.123	21.608	22.075	24.893	1'37.699	273,4	15:57'58.504
18	29.172	21.484	21.969	25.051	1'37.676	276,9	15:59'36.180
19	29.137	21.456	21.975	25.200	1'37.768	281,3	16:01'13.948

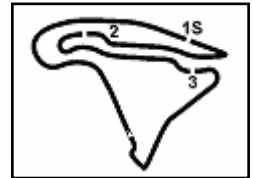
11° 47 A. BASSANI (1'37.254)							
Lap	Seg.1	Seg.2	Seg.3	Seg.4	Lap Time	km/h	Local Time
1		21.890	22.284	25.134	1'39.110	260,2	15:31'54.635
2	28.876	21.721	22.060	24.897	1'37.554C	272,0	15:33'32.189
3	28.926	21.651	21.935	24.921	1'37.433	267,3	15:35'09.622
4	28.943	21.754	22.088	25.145	1'37.930	272,7	15:36'47.552
5	28.954	21.449	22.123	24.728	1'37.254	282,0	15:38'24.806
6	29.119	21.521	21.976	24.832	1'37.448	288,8	15:40'02.254
7	29.077	21.480	21.999	24.719	1'37.275	286,5	15:41'39.529
8	29.198	21.513	22.373	25.176	1'38.260	285,0	15:43'17.789
9	29.081	21.841	26.068	25.080	1'42.070	274,1	15:44'59.859
10	29.332	21.585	21.965	24.852	1'37.734	283,5	15:46'37.593

08/09/2024

P = Pits In/Out - C = Lap Time Cancelled

These data/results cannot be reproduced, stored and/or transmitted in whole or in part by any manner of electronic, mechanical, photocopying, recording, broadcasting or otherwise now known or herein after developed without the previous express consent by the copyright owner, except for reproduction in daily press and regular printed publications on sale to the public within 60 days of the event related to those data/results and always provided that copyright symbol appears together as follows below.

© DORNA WSBK ORGANIZATION Srl 2024



Magny-Cours 4.411 m

Motul French Round, 6-8 September 2024
Chronological Analysis Race 2

Start at 15:30'15.525

3 / 4

11	29.115	21.612	22.157	24.990	1'37.874	285,7	15:48'15.467	2	29.380	21.923	22.043	25.282	1'38.628	276,9	15:33'35.541
12	29.168	21.501	22.017	24.852	1'37.538	286,5	15:49'53.005	3	29.194	21.558	22.156	25.098	1'38.006	290,3	15:35'13.547
13	29.197	21.640	22.051	25.066	1'37.954	288,0	15:51'30.959	4	29.151	21.639	22.494	25.194	1'38.478	282,0	15:36'52.025
14	29.183	21.638	22.076	25.004	1'37.901	282,7	15:53'08.860	5	29.059	21.936	22.481	25.259	1'38.735	282,7	15:38'30.760
15	29.209	21.566	22.097	24.975	1'37.847	291,9	15:54'46.707	6	29.088	21.886	22.195	25.177	1'38.346	274,1	15:40'09.106
16	29.146	21.517	22.114	25.113	1'37.890	291,1	15:56'24.597	7	29.177	21.880	22.369	25.154	1'38.580	282,7	15:41'47.686
17	29.270	21.543	22.065	25.113	1'37.991	284,2	15:58'02.588	8	29.320	21.758	22.156	25.088	1'38.322	266,0	15:43'26.008
18	29.316	21.643	22.225	25.191	1'38.375	285,0	15:59'40.963	9	29.351	21.842	22.195	25.196	1'38.584	268,0	15:45'04.592
19	29.310	21.653	22.368	25.129	1'38.460	288,8	16:01'19.423	10	29.350	21.760	22.363	25.195	1'38.668	281,3	15:46'43.260
20	29.393	21.541	22.259	25.302	1'38.495	288,0	16:02'57.918	11	29.535	21.617	22.163	25.074	1'38.389	283,5	15:48'21.649
21	29.434	21.691	22.316	25.112	1'38.553	288,8	16:04'36.471	12	29.371	21.614	22.176	24.868	1'38.029	287,2	15:49'59.678

Race Time 34'20.946

12° 29 A. IANNONE (1'37.931)

Lap	Seg1	Seg2	Seg3	Seg4	Lap Time	km/h	Local Time
1		22.182	23.057	25.575	1'40.962	261,5	15:31'56.484
2	29.576	22.276	22.418	25.037	1'39.307	270,7	15:33'35.797
3	29.159	21.673	22.274	25.189	1'38.295	273,4	15:35'14.089
4	29.101	21.587	22.277	25.091	1'38.056	275,5	15:36'52.145
5	28.955	21.706	22.542	25.181	1'38.384	288,8	15:38'30.529
6	29.136	21.711	22.160	24.980	1'37.987	287,2	15:40'08.516
7	29.339	22.158	22.109	25.320	1'38.926	295,1	15:41'47.442
8	29.397	21.489	22.204	25.112	1'38.202	282,7	15:43'25.644
9	29.578	21.621	22.251	24.985	1'38.435	281,3	15:45'04.079
10	29.445	21.702	22.473	25.186	1'38.806	278,4	15:46'42.885
11	30.098	21.913	22.318	25.206	1'39.535	265,4	15:48'22.420
12	29.314	21.634	22.271	25.015	1'38.234	280,5	15:50'00.654
13	29.190	21.623	22.302	25.075	1'38.190	279,1	15:51'38.844
14	29.212	21.991	22.372	25.036	1'38.611	292,7	15:53'17.455
15	29.296	21.492	22.217	25.244	1'38.249	282,7	15:54'55.704
16	29.395	21.516	22.233	25.084	1'38.228	283,5	15:56'33.932
17	29.333	21.585	22.299	25.153	1'38.370	280,5	15:58'12.302
18	29.214	21.686	22.307	25.395	1'38.602	279,8	15:59'50.904
19	29.218	21.488	22.391	25.078	1'38.175	274,1	16:01'29.079
20	29.226	21.440	22.546	25.183	1'38.395	285,0	16:03'07.474
21	29.384	21.334	22.140	25.073	1'37.931	281,3	16:04'45.405

Race Time 34'29.880

13° 52 A. DELBIANCO (1'38.078)

Lap	Seg1	Seg2	Seg3	Seg4	Lap Time	km/h	Local Time
1		22.662	22.446	25.436	1'41.580	243,2	15:31'57.105
2	29.319	22.040	22.711	25.011	1'39.081	279,8	15:33'36.186
3	29.374	21.588	22.241	24.948	1'38.151	270,7	15:35'14.337
4	29.283	21.587	22.348	24.948	1'38.166	278,4	15:36'52.503
5	29.250	21.479	22.354	25.366	1'38.449	283,5	15:38'30.952
6	29.471	21.561	22.270	24.991	1'38.293	288,0	15:40'09.245
7	29.460	21.637	22.310	25.204	1'38.611	279,1	15:41'47.856
8	29.532	21.605	22.365	24.996	1'38.498	276,2	15:43'26.354
9	29.470	21.562	22.509	25.018	1'38.559	279,8	15:45'04.913
10	29.421	21.522	22.351	25.219	1'38.513	276,2	15:46'43.426
11	29.614	21.592	22.327	25.042	1'38.575	274,1	15:48'22.001
12	29.515	21.454	22.250	24.859	1'38.078	281,3	15:50'00.079
13	29.437	22.327	22.340	24.951	1'39.055	285,7	15:51'39.134
14	29.431	21.639	22.501	24.919	1'38.490	289,5	15:53'17.624
15	29.483	21.463	22.289	25.075	1'38.310	285,0	15:54'55.934
16	29.649	21.777	22.265	25.201	1'38.892	282,0	15:56'34.826
17	29.430	21.436	22.327	24.930	1'38.123	285,7	15:58'12.949
18	29.274	21.659	22.358	25.040	1'38.331	281,3	15:59'51.280
19	29.348	21.576	22.463	25.104	1'38.491	275,5	16:01'29.771
20	29.291	21.535	22.434	25.067	1'38.327	281,3	16:03'08.098
21	29.349	21.680	22.446	25.610	1'39.085	279,1	16:04'47.183

Race Time 34'31.658

14° 53 T. RABAT (1'38.006)

Lap	Seg1	Seg2	Seg3	Seg4	Lap Time	km/h	Local Time
1		22.725	22.426	25.390	1'41.388	241,1	15:31'56.913

15° 21 M. RINALDI (1'38.118)

Lap	Seg1	Seg2	Seg3	Seg4	Lap Time	km/h	Local Time
1		23.533	22.461	25.521	1'42.264	243,2	15:31'57.789
2	29.458	21.699	22.503	25.445	1'39.105	276,2	15:33'36.894
3	29.400	21.632	22.442	25.180	1'38.654	272,7	15:35'15.548
4	29.423	21.580	22.234	24.988	1'38.225	277,6	15:36'53.773
5	29.269	21.631	22.331	25.048	1'38.279	276,2	15:38'32.052
6	29.481	21.788	22.400	25.093	1'38.762	275,5	15:40'10.814
7	29.386	21.484	22.175	25.073	1'38.118	279,1	15:41'48.932
8	29.319	21.503	22.335	25.285	1'38.442	278,4	15:43'27.374
9	29.334	21.575	22.224	25.039	1'38.172	277,6	15:45'05.546
10	29.306	21.495	22.245	25.179	1'38.225	280,5	15:46'43.771
11	29.423	21.793	22.462	25.158	1'38.836	252,9	15:48'22.607
12	29.480	21.547	22.257	25.091	1'38.375	266,7	15:50'00.982
13	29.261	21.691	22.327	25.177	1'38.456	268,7	15:51'39.438
14	29.241	21.677	22.478	25.080	1'38.476	270,0	15:53'17.914
15	29.293	21.563	22.275	25.145	1'38.276	276,2	15:54'56.190
16	29.364	21.557	22.278	25.038	1'38.237	279,8	15:56'34.427
17	29.416	21.613	22.275	25.079	1'38.383	276,2	15:58'12.810
18	29.322	21.834	22.344	25.219	1'38.719	276,9	15:59'51.529
19	29.243	21.722	22.368	25.065	1'38.398	266,0	16:01'29.927
20	29.449	21.733	22.497	25.168	1'38.847	272,7	16:03'08.774
21	29.519	21.553	22.537	25.588	1'39.197	272,7	16:04'47.971

Race Time 34'32.446

16° 5 P. OETTL (1'38.260)

Lap	Seg1	Seg2	Seg3	Seg4	Lap Time	km/h	Local Time
1		23.064	22.585	25.659	1'42.088	241,1	15:31'57.613
2	29.640	22.631	22.204	25.205	1'39.680	262,8	15:33'37.293
3	29.306	21.832	22.413	25.290	1'38.841	262,8	15:35'16.134
4	29.240	21.663	22.273	25.084	1'38.260	279,8	15:36'54.394
5	29.663	21.605	22.822	25.137	1'39.227	282,7	15:38'33.621
6	29.426	21.623	22.364	25.129	1'38.542	283,5	15:40'12.163
7	29.514	21.560	22.699	25.200	1'38.973	282,7	15:41'51.136
8	29.594	21.878	22.444	25.225	1'39.141	276,2	15:43'30.277
9	29.514	21.518	22.458	25.127	1'38.617	285,0	15:45'08.894
10	29.458	21.538	22.436	25.174	1'38.606	288,8	15:46'47.500
11	29.430	21.394	22.395	25.094	1'38.313	287,2	15:48'25.813
12	29.605	21.462	22.400	25.028	1'38.495	286,5	15:50'04.308
13	29.516	21.429	22.543	25.112	1'38.600	288,0	15:51'42.908
14	29.565	21.628	22.519	25.198	1'38.910	289,5	15:53'21.818
15	29.540	21.449	22.423	25.109	1'38.521	288,0	15:55'00.339
16	29.601	21.490	22.450	25.160	1'38.701	290,3	15:56'39.040

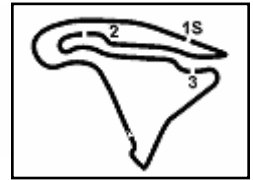
08/09/2024

P = Pits In/Out - C = Lap Time Cancelled

These data/results cannot be reproduced, stored and/or transmitted in whole or in part by any manner of electronic, mechanical, photocopying, recording, broadcasting or otherwise now known or herein after developed without the previous express consent by the copyright owner, except for reproduction in daily press and regular printed publications on sale to the public within 60 days of the event related to those data/results and always provided that copyright symbol appears together as follows below.

© DORNA WSBK ORGANIZATION Srl 2024





Magny-Cours 4.411 m

Motul French Round, 6-8 September 2024
Chronological Analysis Race 2

Start at 15:30'15.525

4 / 4

17	29.632	21.567	22.580	25.220	1'38.999	288,8	15:58'18.039	8	29.975	21.902	22.620	25.227	1'39.724	277,6	15:43'37.138
18	29.679	21.622	22.483	25.138	1'38.922	288,8	15:59'56.961	9	29.923	21.802	22.725	25.239	1'39.689	280,5	15:45'16.827
19	29.598	21.499	22.569	25.239	1'38.905	289,5	16:01'35.866	10	29.850	21.712	22.670	25.214	1'39.446	286,5	15:46'56.273
20	29.621	21.537	22.458	25.145	1'38.761	291,1	16:03'14.627	11	29.865	21.838	22.606	25.227	1'39.536	282,7	15:48'35.809
21	29.568	21.558	22.573	25.393	1'39.092	290,3	16:04'53.719	12	29.904	21.780	22.662	25.196	1'39.542	285,0	15:50'15.351

Race Time 34'38.194

17° 28 B. RAY (1'38.304)							
Lap	Seg.1	Seg.2	Seg.3	Seg.4	Lap Time	km/h	Local Time
1		22.611	22.624	25.428	1'41.175	255,3	15:31'56.700
2	29.669	22.174	22.994	25.524	1'40.361	270,7	15:33'37.061
3	29.323	21.875	22.372	25.317	1'38.887	267,3	15:35'15.948
4	29.477	21.874	22.393	25.166	1'38.910	264,1	15:36'54.858
5	29.474	21.627	22.656	25.208	1'38.965	279,8	15:38'33.823
6	29.620	21.507	22.447	25.037	1'38.611	284,2	15:40'12.434
7	29.689	21.963	22.461	25.227	1'39.340	268,7	15:41'51.774
8	29.559	21.635	22.538	25.206	1'38.938	284,2	15:43'30.712
9	29.567	21.601	22.529	25.027	1'38.724	285,7	15:45'09.436
10	29.621	21.557	22.385	25.071	1'38.634	285,7	15:46'48.070
11	29.469	21.491	22.333	25.011	1'38.304	289,5	15:48'26.374
12	29.432	21.508	22.606	25.034	1'38.580	285,7	15:50'04.954
13	29.538	21.452	22.444	25.116	1'38.550	288,8	15:51'43.504
14	29.521	21.489	22.476	25.297	1'38.783	288,0	15:53'22.287
15	29.482	21.536	22.753	25.164	1'38.935	288,0	15:55'01.222
16	29.572	21.421	22.431	25.130	1'38.554	288,8	15:56'39.776
17	29.502	21.590	22.461	25.079	1'38.632	286,5	15:58'18.408
18	29.563	21.501	22.522	25.272	1'38.858	286,5	15:59'57.266
19	29.465	21.766	22.914	25.234	1'39.379	279,1	16:01'36.645
20	29.623	21.628	22.640	25.028	1'38.919	286,5	16:03'15.564
21	29.568	21.716	22.783	25.360	1'39.427	282,7	16:04'54.991

Race Time 34'39.466

18° 95 T. MACKENZIE (1'39.018)							
Lap	Seg.1	Seg.2	Seg.3	Seg.4	Lap Time	km/h	Local Time
1		22.354	22.937	26.000	1'41.935	246,0	15:31'57.460
2	29.708	23.363	23.069	25.423	1'41.563	276,2	15:33'39.023
3	29.578	21.843	22.340	25.293	1'39.054	284,2	15:35'18.077
4	29.758	21.982	22.693	25.441	1'39.874	281,3	15:36'57.951
5	29.741	21.952	22.593	25.314	1'39.600	280,5	15:38'37.551
6	29.739	21.825	22.716	25.401	1'39.681	285,7	15:40'17.232
7	29.790	21.900	22.531	25.529	1'39.750	285,0	15:41'56.982
8	29.758	21.877	22.561	25.508	1'39.704	288,8	15:43'36.686
9	29.651	21.793	22.494	25.293	1'39.231	283,5	15:45'15.917
10	29.850	21.730	22.552	25.291	1'39.423	287,2	15:46'55.340
11	29.702	21.833	22.450	25.256	1'39.241	285,7	15:48'34.581
12	29.680	21.866	22.491	25.402	1'39.439	286,5	15:50'14.020
13	29.768	21.802	22.625	25.381	1'39.576	284,2	15:51'53.596
14	29.689	21.701	22.434	25.335	1'39.159	288,8	15:53'32.755
15	29.523	21.749	22.434	25.312	1'39.018	288,8	15:55'11.773
16	29.805	21.827	22.536	25.311	1'39.479	288,0	15:56'51.252
17	29.717	21.686	22.505	25.451	1'39.359	288,8	15:58'30.611
18	29.783	21.616	22.486	25.562	1'39.447	289,5	16:00'10.058
19	29.763	21.645	22.542	25.346	1'39.296	289,5	16:01'49.354
20	29.572	21.689	22.613	25.409	1'39.283	288,8	16:03'28.637
21	29.552	21.734	22.528	25.292	1'39.106	285,7	16:05'07.743

Race Time 34'52.218

19° 75 I. LOPES (1'38.884)							
Lap	Seg.1	Seg.2	Seg.3	Seg.4	Lap Time	km/h	Local Time
1		22.751	22.849	25.579	1'42.584	237,4	15:31'58.109
2	29.917	22.777	23.126	25.372	1'41.192	268,7	15:33'39.301
3	29.741	21.920	22.609	25.212	1'39.482	274,1	15:35'18.783
4	29.847	21.892	22.634	25.261	1'39.634	271,4	15:36'58.417
5	29.855	21.877	22.633	25.315	1'39.680	276,9	15:38'38.097
6	29.881	21.769	22.544	25.223	1'39.417	275,5	15:40'17.514
7	29.828	21.917	22.595	25.560	1'39.900	279,1	15:41'57.414

08/09/2024 P = Pits In/Out - C = Lap Time Cancelled

These data/results cannot be reproduced, stored and/or transmitted in whole or in part by any manner of electronic, mechanical, photocopying, recording, broadcasting or otherwise now known or herein after developed without the previous express consent by the copyright owner, except for reproduction in daily press and regular printed publications on sale to the public within 60 days of the event related to those data/results and always provided that copyright symbol appears together as follows below.

© DORNA WSBK ORGANIZATION Srl 2024

