

Magny-Cours 4.411 m

1 / 3

No.	Rider	Nat	Team	Bike	Class	Time	Gap	Rel.	Laps	Speed	
										Avg	Max
1	60 M. VAN DER MARK	NED	ROKIT BMW Motorrad WorldSBK Team	BMW M1000 RR		1'36.010			22	165,395	296,7
2	11 N. BULEGA	ITA	Aruba.it Racing - Ducati	Ducati Panigale V4R		1'36.159	0.149	0.149	20	165,139	294,3
3	31 G. GERLOFF	USA	Bonovo Action BMW	BMW M1000 RR		1'36.390	0.380	0.231	21	164,743	296,7
4	22 A. LOWES	GBR	Kawasaki Racing Team WorldSBK	Kawasaki ZX-10RR		1'36.592	0.582	0.202	21	164,399	292,7
5	9 D. PETRUCCI	ITA	Barni Spark Racing Team	Ducati Panigale V4R	IND	1'36.609	0.599	0.017	21	164,370	296,7
6	1 A. BAUTISTA	ESP	Aruba.it Racing - Ducati	Ducati Panigale V4R		1'36.768	0.758	0.159	18	164,100	297,5
7	65 J. REA	GBR	Pata Prometeon Yamaha	Yamaha YZF R1		1'36.778	0.768	0.010	22	164,083	288,8
8	47 A. BASSANI	ITA	Kawasaki Racing Team WorldSBK	Kawasaki ZX-10RR		1'36.870	0.860	0.092	17	163,927	291,9
9	55 A. LOCATELLI	ITA	Pata Prometeon Yamaha	Yamaha YZF R1		1'36.888	0.878	0.018	19	163,896	292,7
10	45 S. REDDING	GBR	Bonovo Action BMW	BMW M1000 RR		1'36.984	0.974	0.096	20	163,734	294,3
11	87 R. GARDNER	AUS	GYTR GRT Yamaha WorldSBK Team	Yamaha YZF R1		1'36.994	0.984	0.010	22	163,717	291,9
12	21 M. RINALDI	ITA	Team Motocorsa Racing	Ducati Panigale V4R	IND	1'37.011	1.001	0.017	11	163,689	287,2
13	14 S. LOWES	GBR	ELF Marc VDS Racing Team	Ducati Panigale V4R	IND	1'37.066	1.056	0.055	21	163,596	289,5
14	7 I. LECUONA	ESP	Team HRC	Honda CBR1000 RR-R		1'37.104	1.094	0.038	24	163,532	294,3
15	97 X. VIERGE	ESP	Team HRC	Honda CBR1000 RR-R		1'37.308	1.298	0.204	19	163,189	298,3
16	29 A. IANNONE	ITA	Team GoEleven	Ducati Panigale V4R	IND	1'37.386	1.376	0.078	18	163,058	294,3
17	5 P. OETTL	GER	GMT94 Yamaha	Yamaha YZF R1	IND	1'37.459	1.449	0.073	25	162,936	291,1
18	28 B. RAY	GBR	Yamaha Motoxracing WorldSBK Team	Yamaha YZF R1	IND	1'37.657	1.647	0.198	19	162,606	288,8
19	53 T. RABAT	ESP	Kawasaki Puccetti Racing	Kawasaki ZX-10RR	IND	1'37.720	1.710	0.063	20	162,501	292,7
20	52 A. DELBIANCO	ITA	GYTR GRT Yamaha WorldSBK Team	Yamaha YZF R1		1'38.011	2.001	0.291	22	162,019	294,3
21	95 T. MACKENZIE	GBR	PETRONAS MIE Racing Honda	Honda CBR1000 RR-R	IND	1'38.695	2.685	0.684	18	160,896	291,1
22	75 I. LOPES	POR	PETRONAS MIE Racing Honda	Honda CBR1000 RR-R	IND	1'39.326	3.316	0.631	22	159,874	291,9
----- Out 105% in this Session -----											
23	54 T. RAZGATLIOGLU	TUR	ROKIT BMW Motorrad WorldSBK Team	BMW M1000 RR					1		299,2

Qualifying Lap Time (105% of 1'36.010): **1'40.811**

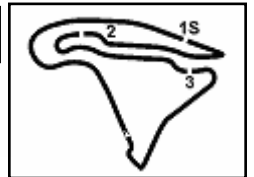
AIR	Humidity:	67%	Temp:	20°C
TRACK	Condition:	Dry	Temp:	26°C

Records	Pole	(SP)	2023	G.Gerloff	1'35.453	166,360	Km/h
	Race	(SPRC)	2023	A.Bautista	1'36.084	165,270	Km/h
	All Times	(SP)	2023	G.Gerloff	1'35.453	166,360	Km/h

Start 06/09/2024 15:00 End 15:56 The results are provisional until the end of the time limit for protests and appeals and the completion of the technical checks.

These data/results cannot be reproduced, stored and/or transmitted in whole or in part by any manner of electronic, mechanical, photocopying, recording, broadcasting or otherwise now known or herein after developed without the previous express consent by the copyright owner, except for reproduction in daily press and regular printed publications on sale to the public within 60 days of the event related to those data/results and always provided that copyright symbol appears together as follows below.

© DORNA WSBK ORGANIZATION Srl 2024



Motul French Round, 6-8 September 2024

Results Free Practice 2nd Session

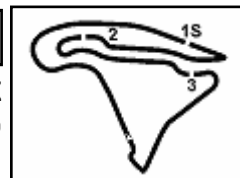
Session Highlights

Local Time	No. Rider	Description
15.00.00		Start of Session
15.00.29		WorldSBK Pit Intervention Time: 45secs
15.01.56	21 M. RINALDI	#21 Current Lap Time Cancelled - Course Cutting - Turn 6
15.02.43	21 M. RINALDI	#21 Technical Problem - Rider is slowing down - Turn 10
15.04.26	53 T. RABAT	#53 Current Lap Time Cancelled - Course Cutting - Turn 6
15.04.29	95 T. MACKENZIE	#95 Current Lap Time Cancelled - Course Cutting - Turn 6
15.05.47	31 G. GERLOFF	#31 Current Lap Time Cancelled - Course Cutting - Turn 6
15.07.48	53 T. RABAT	#53 Current Lap Time Cancelled - Course Cutting - Turn 6
15.07.50	60 M. VAN DER MARK	#60 Current Lap Time Cancelled - Course Cutting - Turn 6
15.08.04	7 I. LECUONA	#7 Current Lap Time Cancelled - Course Cutting - Turn 11
15.08.04	75 I. LOPES	#75 Current Lap Time Cancelled - Course Cutting - Turn 11
15.08.05	29 A. IANNONE	#29 Current Lap Time Cancelled - Course Cutting - Turn 11
15.08.41	1 A. BAUTISTA	#1 Lap Time Cancelled [1'38.073] - Yellow Flag - Turn 8
15.08.46	9 D. PETRUCCI	#9 Lap Time Cancelled [1'38.016] - Yellow Flag - Turn 8
15.08.51	28 B. RAY	#28 Lap Time Cancelled [1'39.182] - Yellow Flag - Turn 8
15.08.56	97 X. VIERGE	#97 Lap Time Cancelled [1'38.617] - Yellow Flag - Turn 8
15.09.01	53 T. RABAT	#53 Lap Time Cancelled [1'40.068] - Yellow Flag - Turn 8
15.09.07	29 A. IANNONE	#29 Lap Time Cancelled [1'40.703] - Yellow Flag - Turn 8
15.09.11	7 I. LECUONA	#7 Lap Time Cancelled [1'39.880] - Yellow Flag - Turn 8
15.09.16	55 A. LOCATELLI	#55 Lap Time Cancelled [1'41.365] - Yellow Flag - Turn 8
15.09.21	95 T. MACKENZIE	#95 Lap Time Cancelled [1'40.262] - Yellow Flag - Turn 8
15.09.25	7 I. LECUONA	#7 Current Lap Time Cancelled - Course Cutting - Turn 6
15.09.26	22 A. LOWES	#22 Lap Time Cancelled [1'37.002] - Yellow Flag - Turn 8
15.09.31	47 A. BASSANI	#47 Lap Time Cancelled [1'37.096] - Yellow Flag - Turn 8
15.09.36	45 S. REDDING	#45 Lap Time Cancelled [1'37.900] - Yellow Flag - Turn 8
15.09.41	14 S. LOWES	#14 Lap Time Cancelled [1'38.510] - Yellow Flag - Turn 8
15.09.55	95 T. MACKENZIE	#95 Current Lap Time Cancelled - Course Cutting - Turn 11
15.10.52	52 A. DELBIANCO	#52 Current Lap Time Cancelled - Course Cutting - Turn 6
15.12.27		RED FLAG
15.12.49	54 T. RAZGATLIOGLU	#54 Crashed - Turn 15
15.13.16	55 A. LOCATELLI	#55 Lap Time Cancelled [1'38.337] - Exceeded Track Limits - Turn Finish Line
15.14.56	54 T. RAZGATLIOGLU	#54 Medical Centre
15.17.33	11 J. BUELE	#11 Lap Time Cancelled [1'48.005] - Yellow Flag - Turn 13
15.17.38	65 J. REA	#65 Lap Time Cancelled [1'48.209] - Yellow Flag - Turn 13
15.17.43	1 A. BAUTISTA	#1 Lap Time Cancelled [1'46.604] - Yellow Flag - Turn 13
15.17.48	9 D. PETRUCCI	#9 Lap Time Cancelled [1'51.062] - Yellow Flag - Turn 13
15.17.53	55 A. LOCATELLI	#55 Lap Time Cancelled [1'49.366] - Yellow Flag - Turn 13
15.17.58	7 I. LECUONA	#7 Lap Time Cancelled [1'51.314] - Yellow Flag - Turn 13
15.18.03	60 M. VAN DER MARK	#60 Lap Time Cancelled [1'54.932] - Yellow Flag - Turn 13
15.18.08	87 R. GARDNER	#87 Lap Time Cancelled [1'53.603] - Yellow Flag - Turn 13
15.18.13	5 P. OETTL	#5 Lap Time Cancelled [1'57.003] - Yellow Flag - Turn 13
15.18.18	52 A. DELBIANCO	#52 Lap Time Cancelled [1'55.796] - Yellow Flag - Turn 13
15.18.23	75 I. LOPES	#75 Lap Time Cancelled [1'54.118] - Yellow Flag - Turn 13
15.18.28	22 A. LOWES	#22 Lap Time Cancelled [1'52.197] - Yellow Flag - Turn 13
15.18.33	47 A. BASSANI	#47 Lap Time Cancelled [1'52.421] - Yellow Flag - Turn 13
15.18.38	45 S. REDDING	#45 Lap Time Cancelled [1'53.338] - Yellow Flag - Turn 13
15.18.43	53 T. RABAT	#53 Lap Time Cancelled [2'07.816] - Yellow Flag - Turn 13
15.18.48	14 S. LOWES	#14 Lap Time Cancelled [1'50.412] - Yellow Flag - Turn 13
15.20.00		Session Restart
15.20.50	53 T. RABAT	#53 Current Lap Time Cancelled - Course Cutting - Turn 6
15.23.01	7 I. LECUONA	#7 Current Lap Time Cancelled - Course Cutting - Turn 11
15.24.41	5 P. OETTL	#5 Current Lap Time Cancelled - Course Cutting - Turn 11
15.25.00	9 D. PETRUCCI	#9 Current Lap Time Cancelled - Course Cutting - Turn 6
15.25.57	31 G. GERLOFF	#31 Current Lap Time Cancelled - Course Cutting - Turn 6
15.27.16	95 T. MACKENZIE	#95 Current Lap Time Cancelled - Course Cutting - Turn 11
15.29.20	5 P. OETTL	#5 Current Lap Time Cancelled - Course Cutting - Turn 6

Start End The results are provisional until the end of the time limit for protests and appeals and the completion of the technical checks.
06/09/2024 15:00 15:56

These data/results cannot be reproduced, stored and/or transmitted in whole or in part by any manner of electronic, mechanical, photocopying, recording, broadcasting or otherwise now known or herein after developed without the previous express consent by the copyright owner, except for reproduction in daily press and regular printed publications on sale to the public within 60 days of the event related to those data/results and always provided that copyright symbol appears together as follows below.

© DORNA WSBK ORGANIZATION Srl 2024



Motul French Round, 6-8 September 2024

Results Free Practice 2nd Session

15.30.18	29 A. IANNONE	#29 Current Lap Time Cancelled - Course Cutting - Turn 11
15.30.36	60 M. VAN DER MARK	#60 Current Lap Time Cancelled - Course Cutting - Turn 6
15.30.45	1 A. BAUTISTA	#1 Crashed - Turn 8
15.30.54	31 G. GERLOFF	#31 Current Lap Time Cancelled - Course Cutting - Turn 6
15.31.29	1 A. BAUTISTA	#1 Rejoined
15.31.50	1 A. BAUTISTA	#1 Current Lap Time Cancelled - Course Cutting - Turn 11
15.32.19	47 A. BASSANI	#47 Current Lap Time Cancelled - Course Cutting - Turn 6
15.33.36	31 G. GERLOFF	#31 Lap Time Cancelled [1'40.669] - Yellow Flag - Turn 6-7
15.33.40	21 M. RINALDI	#21 Lap Time Cancelled [1'38.174] - Yellow Flag - Turn 6-7
15.33.45	55 A. LOCATELLI	#55 Lap Time Cancelled [1'43.724] - Yellow Flag - Turn 6-7
15.33.50	9 D. PETRUCCI	#9 Lap Time Cancelled [1'47.649] - Yellow Flag - Turn 6-7
15.33.52	87 R. GARDNER	#87 Current Lap Time Cancelled - Course Cutting - Turn 11
15.33.55	29 A. IANNONE	#29 Lap Time Cancelled [1'47.734] - Yellow Flag - Turn 6-7
15.35.01	52 A. DELBIANCO	#52 Current Lap Time Cancelled - Course Cutting - Turn 6
15.36.38	22 A. LOWES	#22 Current Lap Time Cancelled - Course Cutting - Turn 6
15.39.27	7 I. LECUONA	#7 Current Lap Time Cancelled - Course Cutting - Turn 11
15.39.50	60 M. VAN DER MARK	#60 racelink gps doesnt work well - fix it before next run
15.44.49	60 M. VAN DER MARK	#60 Current Lap Time Cancelled - Course Cutting - Turn 11
15.44.50		WorldSSP SP pit lane opens at 16.05
15.47.32	7 I. LECUONA	#7 Current Lap Time Cancelled - Course Cutting - Turn 6
15.48.15	95 T. MACKENZIE	#95 Current Lap Time Cancelled - Course Cutting - Turn 11
15.48.48	22 A. LOWES	#22 Current Lap Time Cancelled - Course Cutting - Turn 11
15.53.01	7 I. LECUONA	#7 Current Lap Time Cancelled - Course Cutting - Turn 11
15.53.55	95 T. MACKENZIE	#95 Current Lap Time Cancelled - Course Cutting - Turn 11
15.56.34		End of Session

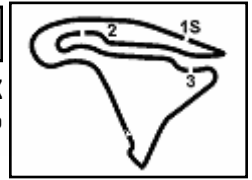
Fastest Laps Sequence

No.	Rider	Nat	Team	Bike	Local Time	Time	Gap	Avg
65	J. REA	GBR	Pata Prometeon Yamaha	Yamaha YZF R1	15:03'18.747	1'37.702		162,531
31	G. GERLOFF	USA	Bonovo Action BMW	BMW M1000 RR	15:04'59.274	1'37.479	-0.223	162,903
22	A. LOWES	GBR	Kawasaki Racing Team WorldSBK	Kawasaki ZX-10RR	15:05'37.379	1'36.731	-0.748	164,162
9	D. PETRUCCI	ITA	Barni Spark Racing Team	Ducati Panigale V4R	15:10'00.884	1'36.609	-0.122	164,370
11	N. BULEGA	ITA	Aruba.it Racing - Ducati	Ducati Panigale V4R	15:11'17.681	1'36.583	-0.026	164,414
31	G. GERLOFF	USA	Bonovo Action BMW	BMW M1000 RR	15:44'22.351	1'36.390	-0.193	164,743
11	N. BULEGA	ITA	Aruba.it Racing - Ducati	Ducati Panigale V4R	15:44'43.382	1'36.159	-0.231	165,139
60	M. VAN DER MARK	NED	ROKIT BMW Motorrad WorldSBK Team	BMW M1000 RR	15:50'52.072	1'36.010	-0.149	165,395

Start 15:00 End 15:56 The results are provisional until the end of the time limit for protests and appeals and the completion of the technical checks.

These data/results cannot be reproduced, stored and/or transmitted in whole or in part by any manner of electronic, mechanical, photocopying, recording, broadcasting or otherwise now known or herein after developed without the previous express consent by the copyright owner, except for reproduction in daily press and regular printed publications on sale to the public within 60 days of the event related to those data/results and always provided that copyright symbol appears together as follows below.

© DORNA WSBK ORGANIZATION Srl 2024



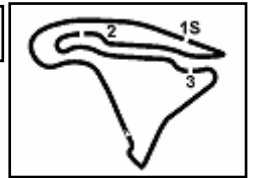
Motul French Round, 6-8 September 2024
Free Practices Combined Results

No.	Rider	Nat	Team	Bike	Class	FP1	FP2	Time	Gap	Rel.	Avg	LL
1	60 M. VAN DER MARK	NED	ROKIT BMW Motorrad WorldSBK Team	BMW M1000 RR		1'37.016	1'36.010	1'36.010			165,395	41
2	11 N. BULEGA	ITA	Aruba.it Racing - Ducati	Ducati Panigale V4R		1'37.036	1'36.159	1'36.159	0.149	0.149	165,139	40
3	54 T. RAZGATLIOGLU	TUR	ROKIT BMW Motorrad WorldSBK Team	BMW M1000 RR			1'36.347	1'36.347	0.337	0.188	164,817	19
4	31 G. GERLOFF	USA	Bonovo Action BMW	BMW M1000 RR		1'36.700	1'36.390	1'36.390	0.380	0.043	164,743	41
5	22 A. LOWES	GBR	Kawasaki Racing Team WorldSBK	Kawasaki ZX-10RR		1'37.285	1'36.592	1'36.592	0.582	0.202	164,399	38
6	9 D. PETRUCCI	ITA	Barni Spark Racing Team	Ducati Panigale V4R	IND	1'37.519	1'36.609	1'36.609	0.599	0.017	164,370	41
7	1 A. BAUTISTA	ESP	Aruba.it Racing - Ducati	Ducati Panigale V4R		1'37.115	1'36.768	1'36.768	0.758	0.159	164,100	40
8	65 J. REA	GBR	Pata Prometeon Yamaha	Yamaha YZF R1		1'37.424	1'36.778	1'36.778	0.768	0.010	164,083	35
9	47 A. BASSANI	ITA	Kawasaki Racing Team WorldSBK	Kawasaki ZX-10RR		1'38.450	1'36.870	1'36.870	0.860	0.092	163,927	35
10	55 A. LOCATELLI	ITA	Pata Prometeon Yamaha	Yamaha YZF R1		1'37.977	1'36.888	1'36.888	0.878	0.018	163,896	34
11	45 S. REDDING	GBR	Bonovo Action BMW	BMW M1000 RR		1'37.539	1'36.984	1'36.984	0.974	0.096	163,734	37
12	87 R. GARDNER	AUS	GYTR GRT Yamaha WorldSBK Team	Yamaha YZF R1		1'38.258	1'36.994	1'36.994	0.984	0.010	163,717	39
13	21 M. RINALDI	ITA	Team Motocorsa Racing	Ducati Panigale V4R	IND	1'37.631	1'37.011	1'37.011	1.001	0.017	163,689	30
14	14 S. LOWES	GBR	ELF Marc VDS Racing Team	Ducati Panigale V4R	IND	1'38.527	1'37.066	1'37.066	1.056	0.055	163,596	39
15	7 I. LECUONA	ESP	Team HRC	Honda CBR1000 RR-R		1'37.801	1'37.104	1'37.104	1.094	0.038	163,532	43
16	97 X. VIERGE	ESP	Team HRC	Honda CBR1000 RR-R		1'37.905	1'37.308	1'37.308	1.298	0.204	163,189	36
17	29 A. IANNONE	ITA	Team GoEleven	Ducati Panigale V4R	IND	1'38.436	1'37.386	1'37.386	1.376	0.078	163,058	38
18	5 P. OETTL	GER	GMT94 Yamaha	Yamaha YZF R1	IND	1'38.143	1'37.459	1'37.459	1.449	0.073	162,936	44
19	28 B. RAY	GBR	Yamaha Motoxrcing WorldSBK Team	Yamaha YZF R1	IND	1'38.460	1'37.657	1'37.657	1.647	0.198	162,606	34
20	53 T. RABAT	ESP	Kawasaki Puccetti Racing	Kawasaki ZX-10RR	IND	1'39.284	1'37.720	1'37.720	1.710	0.063	162,501	39
21	52 A. DELBIANCO	ITA	GYTR GRT Yamaha WorldSBK Team	Yamaha YZF R1		1'40.067	1'38.011	1'38.011	2.001	0.291	162,019	42
22	95 T. MACKENZIE	GBR	PETRONAS MIE Racing Honda	Honda CBR1000 RR-R	IND	1'39.609	1'38.695	1'38.695	2.685	0.684	160,896	34
23	75 I. LOPES	POR	PETRONAS MIE Racing Honda	Honda CBR1000 RR-R	IND	1'40.282	1'39.326	1'39.326	3.316	0.631	159,874	36

06/09/2024

These data/results cannot be reproduced, stored and/or transmitted in whole or in part by any manner of electronic, mechanical, photocopying, recording, broadcasting or otherwise now known or herein after developed without the previous express consent by the copyright owner, except for reproduction in daily press and regular printed publications on sale to the public within 60 days of the event related to those data/results and always provided that copyright symbol appears together as follows below.

© DORNA WSBK ORGANIZATION Srl 2024



Motul French Round, 6-8 September 2024
Best Sectors & Speed Free Practice 2nd Session

BEST LAP			
1	60	M. VAN DER MARK	BMW M 1000 RR 1'36.010
2	11	N. BULEGA	Ducati Panigale V4R 1'36.159
3	31	G. GERLOFF	BMW M 1000 RR 1'36.390
4	22	A. LOWES	Kawasaki ZX-10RR 1'36.592
5	9	D. PETRUCCI	Ducati Panigale V4R 1'36.609
6	1	A. BAUTISTA	Ducati Panigale V4R 1'36.768
7	65	J. REA	Yamaha YZF R1 1'36.778
8	47	A. BASSANI	Kawasaki ZX-10RR 1'36.870
9	55	A. LOCATELLI	Yamaha YZF R1 1'36.888
10	45	S. REDDING	BMW M 1000 RR 1'36.984
11	87	R. GARDNER	Yamaha YZF R1 1'36.994
12	21	M. RINALDI	Ducati Panigale V4R 1'37.011
13	14	S. LOWES	Ducati Panigale V4R 1'37.066
14	7	I. LECUONA	Honda CBR1000 RR-R 1'37.104
15	97	X. VIERGE	Honda CBR1000 RR-R 1'37.308
16	29	A. IANNONE	Ducati Panigale V4R 1'37.386
17	5	P. OETTL	Yamaha YZF R1 1'37.459
18	28	B. RAY	Yamaha YZF R1 1'37.657
19	53	T. RABAT	Kawasaki ZX-10RR 1'37.720
20	52	A. DELBIANCO	Yamaha YZF R1 1'38.011
21	95	T. MACKENZIE	Honda CBR1000 RR-R 1'38.695
22	75	I. LOPES	Honda CBR1000 RR-R 1'39.326
23	54	T. RAZGATLIOGLU	BMW M 1000 RR

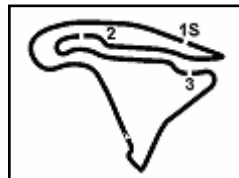
SPEED			
1	54	T. RAZGATLIOGLU	BMW M 1000 RR 299,2
2	97	X. VIERGE	Honda CBR1000 RR-R 298,3
3	1	A. BAUTISTA	Ducati Panigale V4R 297,5
4	9	D. PETRUCCI	Ducati Panigale V4R 296,7
5	31	G. GERLOFF	BMW M 1000 RR 296,7
6	60	M. VAN DER MARK	BMW M 1000 RR 296,7
7	29	A. IANNONE	Ducati Panigale V4R 294,3
8	7	I. LECUONA	Honda CBR1000 RR-R 294,3
9	52	A. DELBIANCO	Yamaha YZF R1 294,3
10	11	N. BULEGA	Ducati Panigale V4R 294,3
11	45	S. REDDING	BMW M 1000 RR 294,3
12	55	A. LOCATELLI	Yamaha YZF R1 292,7
13	53	T. RABAT	Kawasaki ZX-10RR 292,7
14	22	A. LOWES	Kawasaki ZX-10RR 292,7
15	87	R. GARDNER	Yamaha YZF R1 291,9
16	47	A. BASSANI	Kawasaki ZX-10RR 291,9
17	75	I. LOPES	Honda CBR1000 RR-R 291,9
18	5	P. OETTL	Yamaha YZF R1 291,1
19	95	T. MACKENZIE	Honda CBR1000 RR-R 291,1
20	14	S. LOWES	Ducati Panigale V4R 289,5
21	65	J. REA	Yamaha YZF R1 288,8
22	28	B. RAY	Yamaha YZF R1 288,8
23	21	M. RINALDI	Ducati Panigale V4R 287,2

SEG. 1		SEG. 2		SEG. 3		SEG. 4					
1	60	M. VAN DER MARK	28.683	1	11	N. BULEGA	21.079	1	60	M. VAN DER MARK	24.471
2	54	T. RAZGATLIOGLU	28.688	2	1	A. BAUTISTA	21.126	2	31	G. GERLOFF	24.524
3	11	N. BULEGA	28.688	3	31	G. GERLOFF	21.135	3	65	J. REA	24.538
4	1	A. BAUTISTA	28.710	4	54	T. RAZGATLIOGLU	21.142	4	11	N. BULEGA	24.565
5	22	A. LOWES	28.827	5	60	M. VAN DER MARK	21.143	5	22	A. LOWES	24.608
6	9	D. PETRUCCI	28.843	6	65	J. REA	21.171	6	87	R. GARDNER	24.639
7	31	G. GERLOFF	28.866	7	9	D. PETRUCCI	21.206	7	47	A. BASSANI	24.663
8	47	A. BASSANI	28.902	8	22	A. LOWES	21.217	8	45	S. REDDING	24.699
9	29	A. IANNONE	28.919	9	7	I. LECUONA	21.221	9	7	I. LECUONA	24.704
10	55	A. LOCATELLI	28.934	10	21	M. RINALDI	21.238	10	9	D. PETRUCCI	24.729
11	97	X. VIERGE	28.935	11	45	S. REDDING	21.254	11	14	S. LOWES	24.737
12	53	T. RABAT	28.950	12	5	P. OETTL	21.263	12	21	M. RINALDI	24.780
13	14	S. LOWES	28.957	13	87	R. GARDNER	21.287	13	1	A. BAUTISTA	24.782
14	65	J. REA	29.013	14	29	A. IANNONE	21.288	14	5	P. OETTL	24.815
15	7	I. LECUONA	29.055	15	47	A. BASSANI	21.299	15	55	A. LOCATELLI	24.831
16	21	M. RINALDI	29.063	16	55	A. LOCATELLI	21.305	16	29	A. IANNONE	24.894
17	45	S. REDDING	29.072	17	52	A. DELBIANCO	21.318	17	53	T. RABAT	24.898
18	87	R. GARDNER	29.098	18	14	S. LOWES	21.346	18	52	A. DELBIANCO	24.919
19	28	B. RAY	29.210	19	97	X. VIERGE	21.357	19	97	X. VIERGE	24.922
20	5	P. OETTL	29.222	20	28	B. RAY	21.379	20	28	B. RAY	24.936
21	52	A. DELBIANCO	29.365	21	95	T. MACKENZIE	21.452	21	95	T. MACKENZIE	25.093
22	95	T. MACKENZIE	29.467	22	53	T. RABAT	21.589	22	54	T. RAZGATLIOGLU	25.141
23	75	I. LOPES	29.677	23	75	I. LOPES	21.729	23	75	I. LOPES	25.162

06/09/2024

These data/results cannot be reproduced, stored and/or transmitted in whole or in part by any manner of electronic, mechanical, photocopying, recording, broadcasting or otherwise now known or herein after developed without the previous express consent by the copyright owner, except for reproduction in daily press and regular printed publications on sale to the public within 60 days of the event related to those data/results and always provided that copyright symbol appears together as follows below.

© DORNA WSBK ORGANIZATION Srl 2024



Magny-Cours 4.411 m

Motul French Round, 6-8 September 2024

Ideal Times Free Practice 2nd Session

No.	Rider	Nat	Bike	Seg. 1	Seg. 2	Seg. 3	Seg. 4	Ideal Time		
				Diff. 1	Diff. 2	Diff. 3	Diff. 4	Best Lap	Pos.	Diff.
1	60 M. VAN DER MARK	NED	BMW M 1000 RR	28.683 +0.037	21.143	21.676	24.471	1'35.973 1'36.010	1	0.037
2	11 N. BULEGA	ITA	Ducati Panigale V4R	28.688	21.079	21.805 +0.022	24.565	1'36.137 1'36.159	2	0.022
3	31 G. GERLOFF	USA	BMW M 1000 RR	28.866 +0.021	21.135	21.707 +0.055	24.524 +0.082	1'36.232 1'36.390	3	0.158
4	9 D. PETRUCCI	ITA	Ducati Panigale V4R	28.843 +0.075	21.206	21.666 +0.090	24.729	1'36.444 1'36.609	5	0.165
5	22 A. LOWES	GBR	Kawasaki ZX-10RR	28.827 +0.115	21.217 +0.003	21.796 +0.026	24.608	1'36.448 1'36.592	4	0.144
6	1 A. BAUTISTA	ESP	Ducati Panigale V4R	28.710 +0.174	21.126 +0.039	21.876 +0.061	24.782	1'36.494 1'36.768	6	0.274
7	65 J. REA	GBR	Yamaha YZF R1	29.013	21.171	21.987 +0.030	24.538 +0.039	1'36.709 1'36.778	7	0.069
8	47 A. BASSANI	ITA	Kawasaki ZX-10RR	28.902	21.299 +0.030	21.860 +0.116	24.663	1'36.724 1'36.870	8	0.146
9	55 A. LOCATELLI	ITA	Yamaha YZF R1	28.934 +0.084	21.305	21.724	24.831 +0.010	1'36.794 1'36.888	9	0.094
10	87 R. GARDNER	AUS	Yamaha YZF R1	29.098 +0.022	21.287 +0.001	21.823 +0.124	24.639	1'36.847 1'36.994	11	0.147
11	14 S. LOWES	GBR	Ducati Panigale V4R	28.957	21.346 +0.176	21.850	24.737	1'36.890 1'37.066	13	0.176
12	45 S. REDDING	GBR	BMW M 1000 RR	29.072	21.254 +0.048	21.870	24.699 +0.041	1'36.895 1'36.984	10	0.089
13	21 M. RINALDI	ITA	Ducati Panigale V4R	29.063 +0.032	21.238	21.898	24.780	1'36.979 1'37.011	12	0.032
14	7 I. LECUONA	ESP	Honda CBR1000 RR-R	29.055 +0.087	21.221	22.024 +0.013	24.704	1'37.004 1'37.104	14	0.100
15	29 A. IANNONE	ITA	Ducati Panigale V4R	28.919 +0.117	21.288	21.982 +0.063	24.894 +0.123	1'37.083 1'37.386	16	0.303
16	97 X. VIERGE	ESP	Honda CBR1000 RR-R	28.935	21.357 +0.014	21.908 +0.172	24.922	1'37.122 1'37.308	15	0.186
17	5 P. OETTL	GER	Yamaha YZF R1	29.222	21.263	22.115	24.815 +0.044	1'37.415 1'37.459	17	0.044
18	53 T. RABAT	ESP	Kawasaki ZX-10RR	28.950 +0.256	21.589 +0.038	21.980	24.898 +0.009	1'37.417 1'37.720	19	0.303
19	28 B. RAY	GBR	Yamaha YZF R1	29.210	21.379	22.017 +0.109	24.936 +0.006	1'37.542 1'37.657	18	0.115
20	52 A. DELBIANCO	ITA	Yamaha YZF R1	29.365 +0.160	21.318 +0.023	22.186	24.919 +0.040	1'37.788 1'38.011	20	0.223
21	95 T. MACKENZIE	GBR	Honda CBR1000 RR-R	29.467 +0.159	21.452	22.377 +0.147	25.093	1'38.389 1'38.695	21	0.306
22	75 I. LOPES	POR	Honda CBR1000 RR-R	29.677 +0.101	21.729	22.553 +0.104	25.162	1'39.121 1'39.326	22	0.205
	54 T. RAZGATLIOGLU	TUR	BMW M 1000 RR							
Overall Ideal Time				28.683	21.079	21.629	24.471	1'35.862		

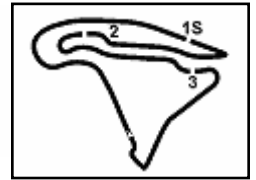
06/09/2024

These data/results cannot be reproduced, stored and/or transmitted in whole or in part by any manner of electronic, mechanical, photocopying, recording, broadcasting or otherwise now known or herein after developed without the previous express consent by the copyright owner, except for reproduction in daily press and regular printed publications on sale to the public within 60 days of the event related to those data/results and always provided that copyright symbol appears together as follows below.

© DORNA WSBK ORGANIZATION Srl 2024

FIGR PERUGIA TIMING





Magny-Cours 4.411 m

Motul French Round, 6-8 September 2024

Chronological Analysis Free Practice 2nd Session

1 / 5

1° 60 M. VAN DER MARK [1'36.010]							
Lap	Seg1	Seg2	Seg3	Seg4	Lap Time	km/h	Local Time
1		23.007	22.863	26.141		212,2	
2	29.524	21.669	22.696	28.385	1'42.274P	268,7	15:03'30.868
3	4'00.082	21.648	22.823	24.969	5'09.522CP	284,2	15:08'40.390
4	28.976	21.408	22.044	24.900	1'37.328	291,9	15:10'17.718
5	28.990	21.411	21.914	25.333	1'37.648	290,3	15:11'55.366
6	29.145	25.089	25.741	34.957	1'54.932CP	288,8	15:13'50.298
7	6'40.292	21.881	22.126	25.058	7'49.357P	287,2	15:21'39.655
8	28.947	21.429	21.972	24.948	1'37.296	291,1	15:23'16.951
9	29.163	21.465	21.951	24.817	1'37.396	292,7	15:24'54.347
10	29.208	21.620	22.000	24.823	1'37.651	291,9	15:26'31.998
11	29.017	21.436	22.005	24.857	1'37.315	293,5	15:28'09.313
12	29.099	21.423	22.119	24.961	1'37.602	291,9	15:29'46.915
13	30.330	21.816	24.898	25.925	1'42.969CP	280,5	15:31'29.884
14	29.349	21.482	22.264	31.967	1'45.062P	291,9	15:33'14.946
15	4'12.699	21.927	25.227	24.954	5'24.807P	286,5	15:38'39.753
16	28.986	21.208	21.816	24.625	1'36.635	291,9	15:40'16.388
17	32.199	26.219	22.075	25.129	1'45.622	274,1	15:42'02.010
18	28.785	21.215	21.872	24.723	1'36.595	296,7	15:43'38.605
19	28.985	21.210	22.136	29.533	1'41.864CP	289,5	15:45'20.469
20	2'40.270	21.555	28.541	25.227	3'55.593P	290,3	15:49'16.062
21	28.720	21.143	21.676	24.471	1'36.010	294,3	15:50'52.072
22	28.683	21.252	21.778	24.583	1'36.296	295,1	15:52'28.368
23	28.781	21.796	24.080	25.149	1'39.806	292,7	15:54'08.174

2° 11 N. BULEGA [1'36.159]							
Lap	Seg1	Seg2	Seg3	Seg4	Lap Time	km/h	Local Time
1		22.679	23.112	25.394		275,5	
2	29.319	21.496	22.178	24.874	1'37.867	288,8	15:04'50.319
3	29.080	21.226	21.939	24.739	1'36.984	288,0	15:06'27.303
4	28.902	21.322	21.967	24.639	1'36.830	291,1	15:08'04.133
5	28.861	21.348	21.957	24.799	1'36.965	288,0	15:09'41.098
6	28.810	21.300	21.901	24.572	1'36.583	293,5	15:11'17.681
7	28.747	21.314	22.053	35.891	1'48.005CP	289,5	15:13'05.686
8	9'39.469	22.153	22.341	24.877	10'48.840P	282,0	15:23'54.526
9	28.951	21.376	21.911	24.801	1'37.039	292,7	15:25'31.565
10	28.888	21.376	22.044	24.687	1'36.995	289,5	15:27'08.560
11	28.940	21.332	21.980	24.849	1'37.101	289,5	15:28'45.661
12	29.540	24.806	23.623	29.756	1'47.725P	279,8	15:30'33.386
13	6'32.635	23.500	22.795	24.733	7'43.663P	276,9	15:38'17.049
14	28.944	21.151	21.807	24.764	1'36.666	294,3	15:39'53.715
15	28.962	21.218	21.805	24.859	1'36.844	287,2	15:41'30.559
16	28.839	21.285	21.856	24.684	1'36.664	290,3	15:43'07.223
17	28.688	21.079	21.827	24.565	1'36.159	292,7	15:44'43.382
18	28.709	28.589	24.566	32.787	1'54.651P	294,3	15:46'38.033
19	2'34.449	22.288	22.441	24.925	3'44.103P	259,6	15:50'22.136
20	28.730	21.303	22.022	24.586	1'36.641	286,5	15:51'58.777
21	28.772	21.508	22.445	26.911	1'39.636	273,4	15:53'38.413

3° 31 G. GERLOFF [1'36.390]							
Lap	Seg1	Seg2	Seg3	Seg4	Lap Time	km/h	Local Time
1		21.944	22.834	25.904		280,5	
2	29.284	21.292	22.258	25.092	1'37.926	291,9	15:03'21.795
3	29.162	21.366	22.047	24.904	1'37.479	293,5	15:04'59.274
4	29.158	21.674	22.653	25.024	1'38.509CP	289,5	15:06'37.783
5	29.052	24.135	22.378	24.838	1'40.403	291,9	15:08'18.186
6	29.038	21.341	22.033	24.810	1'37.222	292,7	15:09'55.408
7	29.006	21.302	22.010	27.655	1'39.973P	294,3	15:11'35.381
8	12'24.796	21.823	22.289	25.090	13'33.998P	284,2	15:25'09.379
9	29.048	22.974	23.357	24.963	1'40.342CP	292,7	15:26'49.721
10	29.030	21.507	22.300	25.314	1'38.151	282,7	15:28'27.872
11	29.539	21.279	22.086	24.860	1'37.764	291,1	15:30'05.636

12	29.189	21.710	22.831	26.939	1'40.669CP	292,7	15:31'46.305
13	6'30.521	21.780	22.575	25.294	7'40.170P	284,2	15:39'26.475
14	28.866	21.438	21.910	24.601	1'36.815	293,5	15:41'03.290
15	29.199	26.054	22.649	24.769	1'42.671	296,7	15:42'45.961
16	28.887	21.135	21.762	24.606	1'36.390	293,5	15:44'22.351
17	28.921	21.177	21.884	24.524	1'36.506	289,5	15:45'58.857
18	29.022	21.244	21.707	24.650	1'36.623	292,7	15:47'35.480
19	29.203	21.250	21.819	24.561	1'36.833	295,1	15:49'12.313
20	29.180	21.218	22.034	24.532	1'36.964	292,7	15:50'49.277
21	29.041	21.158	21.964	24.709	1'36.872	295,1	15:52'26.149
22	29.088	21.337	21.760	24.641	1'36.826	295,9	15:54'02.975

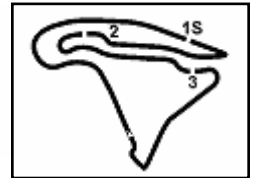
4° 22 A. LOWES [1'36.592]							
Lap	Seg1	Seg2	Seg3	Seg4	Lap Time	km/h	Local Time
1		22.305	22.470	25.302		276,9	
2	28.980	21.388	22.014	24.620	1'37.002C	288,8	15:04'00.648
3	29.035	21.261	21.796	24.639	1'36.731	289,5	15:05'37.379
4	28.977	21.430	21.877	24.766	1'37.050	291,9	15:07'14.429
5	28.996	21.217	21.877	24.671	1'36.761	288,8	15:08'51.190
6	28.948	21.218	21.886	24.714	1'36.766	292,7	15:10'27.956
7	29.020	21.316	21.919	24.760	1'37.015	290,3	15:12'04.971
8	29.124	27.799	24.486	30.788	1'52.197CP	288,0	15:13'57.168
9	12'22.171	22.178	22.346	25.189	13'31.884P	269,3	15:27'29.052
10	29.096	21.684	21.990	24.798	1'37.568	291,9	15:29'06.620
11	29.063	21.305	21.850	24.782	1'37.000	289,5	15:30'43.620
12	29.034	28.640	27.596	26.266	1'51.536	292,7	15:32'35.156
13	29.318	21.334	22.041	24.871	1'37.564	291,1	15:34'12.720
14	29.123	21.382	22.001	24.748	1'37.254	284,2	15:35'49.974
15	28.986	23.405	24.981	27.762	1'45.134CP	290,3	15:37'35.108
16	3'59.701	22.092	22.475	25.318	5'09.586P	284,2	15:42'44.694
17	29.082	21.267	21.920	24.782	1'37.051	291,9	15:44'21.745
18	29.048	21.226	22.979	24.761	1'38.014	288,8	15:45'59.759
19	28.827	21.251	22.036	24.663	1'36.777	291,1	15:47'36.536
20	29.026	21.398	26.060	31.966	1'48.450C	285,0	15:49'24.986
21	29.334	21.464	22.090	24.724	1'37.612	287,2	15:51'02.598
22	28.942	21.220	21.822	24.608	1'36.592	291,9	15:52'39.190

5° 9 D. PETRUCCI [1'36.609]							
Lap	Seg1	Seg2	Seg3	Seg4	Lap Time	km/h	Local Time
1		22.910	22.873	25.993		262,8	
2	29.062	21.447	22.480	25.027	1'38.016C	282,7	15:03'32.363
3	28.881	21.257	22.442	25.038	1'37.618	281,3	15:05'09.981
4	28.862	21.236	21.770	24.916	1'36.784	289,5	15:06'46.765
5	29.074	21.448	22.000	24.988	1'37.510	290,3	15:08'24.275
6	28.918	21.206	21.756	24.729	1'36.609	294,3	15:10'00.884
7	30.376	21.682	24.099	24.858	1'41.015	287,2	15:11'41.899
8	28.843	21.224	25.728	35.267	1'51.062CP	291,1	15:13'32.961
9	9'30.448	21.530	22.312	25.296	10'39.586P	286,5	15:24'12.547
10	29.071	21.950	22.917	25.337	1'39.275C	292,7	15:25'51.822
11	28.938	21.573	22.448	26.052	1'39.011	282,0	15:27'30.833
12	28.869	21.607	21.757	25.818	1'38.051	296,7	15:29'08.884
13	29.045	21.348	21.666	24.920	1'36.979	289,5	15:30'45.863
14	29.075	22.141	27.843	28.590	1'47.649CP	292,7	15:32'33.512
15	7'49.594	21.613	21.852	24.808	8'57.867P	279,1	15:41'31.379
16	28.928	21.411	21.775	24.914	1'37.028	291,1	15:43'08.407
17	28.962	21.401	21.754	24.902	1'37.019	288,8	15:44'45.426
18	31.187	22.393	24.187	28.233	1'46.000	281,3	15:46'31.426
19	29.125	21.408	21.908	24.927	1'37.368	288,8	15:48'08.794
20	29.094	21.739	25.015	35.251	1'51.099	291,9	15:49'59.893
21	29.051	21.394	21.871	25.057	1'37.373	285,7	15:51'37.266
22	29.080	21.434	21.782	25.222	1'37.518	284,2	15:53'14.784

06/09/2024 P = Pits In/Out - C = Lap Time Cancelled

These data/results cannot be reproduced, stored and/or transmitted in whole or in part by any manner of electronic, mechanical, photocopying, recording, broadcasting or otherwise now known or herein after developed without the previous express consent by the copyright owner, except for reproduction in daily press and regular printed publications on sale to the public within 60 days of the event related to those data/results and always provided that copyright symbol appears together as follows below.

© DORNA WSBK ORGANIZATION Srl 2024



Motul French Round, 6-8 September 2024

Chronological Analysis Free Practice 2nd Session

6° 1 A. BAUTISTA [1'36.768]							
Lap	Seg.1	Seg.2	Seg.3	Seg.4	Lap Time	km/h	Local Time
1		22.801	22.631	25.471	231,3		
2	29.154	21.313	22.791	24.815	1'38.073C	291,1	15:03'32.009
3	28.824	21.364	22.606	24.862	1'37.656	288,8	15:05'09.665
4	28.733	21.240	21.993	24.891	1'36.857	293,5	15:06'46.522
5	28.880	25.154	22.167	24.792	1'40.993	297,5	15:08'27.515
6	28.828	21.126	22.057	24.941	1'36.952	291,9	15:10'04.467
7	28.811	21.180	22.138	24.789	1'36.918	291,9	15:11'41.385
8	28.710	21.180	23.680	33.034	1'46.604CP	297,5	15:13'27.989
9	10'03.155	21.934	22.402	25.200	11'12.691P	278,4	15:24'40.680
10	28.987	21.200	21.958	24.809	1'36.954	296,7	15:26'17.634
11	28.904	21.202	21.876	25.011	1'36.993	295,9	15:27'54.627
12	28.889	21.462	22.005	24.897	1'37.253	297,5	15:29'31.880
13	28.965	21.413	1'31.136	35.446	2'56.960CP	296,7	15:32'28.840
14	11'35.786	21.890	22.154	24.858	12'44.688P	277,6	15:45'13.528
15	28.884	21.165	21.937	24.782	1'36.768	294,3	15:46'50.296
16	28.750	21.276	22.033	24.975	1'37.034	293,5	15:48'27.330
17	28.870	21.277	21.941	24.892	1'36.980	292,7	15:50'04.310
18	28.911	21.344	22.108	24.933	1'37.296	293,5	15:51'41.606
19	28.865	21.215	22.197	24.805	1'37.082	295,1	15:53'18.688

14	28.902	21.329	21.976	24.663	1'36.870	282,0	15:46'30.851
15	28.944	21.413	21.917	24.710	1'36.984	285,0	15:48'07.835
16	29.212	21.468	22.049	24.672	1'37.401	288,0	15:49'45.236
17	29.099	21.369	21.977	24.705	1'37.150	289,5	15:51'22.386
18	29.082	21.516	22.283	24.814	1'37.695	287,2	15:53'00.081

7° 65 J. REA [1'36.778]							
Lap	Seg.1	Seg.2	Seg.3	Seg.4	Lap Time	km/h	Local Time
1		21.628	22.854	25.109	279,8		
2	29.286	21.435	22.143	24.838	1'37.702	285,0	15:03'18.747
3	29.251	21.789	22.274	24.657	1'37.971	288,8	15:04'56.718
4	29.177	21.404	22.015	24.655	1'37.251	285,0	15:06'33.969
5	29.129	21.297	22.015	24.647	1'37.088	287,2	15:08'11.057
6	29.192	21.276	22.122	24.761	1'37.351	288,0	15:09'48.408
7	29.273	21.471	22.089	24.765	1'37.598	287,2	15:11'26.006
8	29.340	21.391	23.478	34.000	1'48.209CP	285,7	15:13'14.215
9	12'10.429	21.535	22.246	24.595	13'18.805P	285,0	15:26'33.020
10	29.060	21.739	22.067	24.726	1'37.592	288,8	15:28'10.612
11	29.183	21.365	22.047	24.730	1'37.325	286,5	15:29'47.937
12	29.234	21.320	22.021	24.719	1'37.294	288,0	15:31'25.231
13	29.247	21.440	22.152	24.826	1'37.665	288,8	15:33'02.896
14	29.222	21.335	22.122	24.663	1'37.342	288,8	15:34'40.238
15	29.272	21.440	22.191	24.750	1'37.653	288,0	15:36'17.891
16	29.275	21.452	22.120	24.703	1'37.550	288,0	15:37'55.441
17	29.183	21.471	22.156	24.718	1'37.528	288,0	15:39'32.969
18	30.262	22.794	25.278	27.488	1'45.822P	285,0	15:41'18.791
19	4'26.107	27.061	31.527	29.581	5'54.276P	270,0	15:47'13.067
20	29.154	21.287	22.002	24.538	1'36.981	288,0	15:48'50.048
21	29.222	21.232	21.987	24.585	1'37.026	288,8	15:50'27.074
22	29.013	21.171	22.017	24.577	1'36.778	288,8	15:52'03.852
23	32.081	24.847	23.171	25.866	1'45.965	278,4	15:53'49.817

9° 55 A. LOCATELLI [1'36.888]							
Lap	Seg.1	Seg.2	Seg.3	Seg.4	Lap Time	km/h	Local Time
1		23.160	22.731	26.433	240,5		
2	29.256	21.658	23.131	27.320	1'41.365C	272,0	15:03'39.418
3	28.975	21.650	22.039	24.911	1'37.575	282,7	15:05'16.993
4	28.966	21.433	22.073	31.303	1'43.775	279,1	15:07'00.768
5	29.014	21.500	21.914	24.858	1'37.286	288,8	15:08'38.054
6	29.685	21.444	22.106	25.102	1'38.337C	282,0	15:10'16.391
7	28.940	21.385	21.968	25.183	1'37.476	284,2	15:11'53.867
8	29.395	24.517	24.212	31.242	1'49.366CP	287,2	15:13'43.233
9	10'41.352	21.683	22.080	24.898	11'50.013P	282,0	15:25'33.246
10	29.114	21.332	21.935	24.854	1'37.235	292,7	15:27'10.481
11	29.057	21.315	21.947	24.993	1'37.312	290,3	15:28'47.793
12	29.077	21.527	22.029	25.163	1'37.796	288,8	15:30'25.589
13	29.287	21.864	26.112	26.461	1'43.724C	289,5	15:32'09.313
14	29.225	21.523	22.082	25.073	1'37.903	287,2	15:33'47.216
15	31.866	23.029	22.710	27.488	1'45.093P	261,5	15:35'32.309
16	10'11.826	26.969	31.690	32.171	11'42.656P	272,0	15:47'14.965
17	29.381	21.451	21.829	26.325	1'38.986	284,2	15:48'53.951
18	29.018	21.305	21.724	24.841	1'36.888	288,0	15:50'30.839
19	28.934	21.393	21.799	24.831	1'36.957	288,0	15:52'07.796
20	29.116	21.496	22.012	24.894	1'37.518	282,7	15:53'45.314

10° 45 S. REDDING [1'36.984]							
Lap	Seg.1	Seg.2	Seg.3	Seg.4	Lap Time	km/h	Local Time
1		22.627	22.638	25.263	240,5		
2	29.324	21.650	22.039	24.887	1'37.900C	286,5	15:04'02.486
3	29.209	21.561	21.900	24.913	1'37.583	290,3	15:05'40.069
4	29.251	22.196	25.103	28.807	1'45.357	291,1	15:07'25.426
5	29.337	21.337	21.934	24.804	1'37.412	289,5	15:09'02.838
6	29.115	21.365	21.967	24.843	1'37.290	283,5	15:10'40.128
7	29.335	21.254	22.007	24.880	1'37.476	291,1	15:12'17.604
8	31.197	24.315	24.962	32.864	1'53.338CP	242,7	15:14'10.942
9	9'49.527	21.961	22.188	25.140	10'58.816P	267,3	15:25'09.758
10	29.197	21.551	22.042	24.885	1'37.675	285,0	15:26'47.433
11	29.396	27.181	23.030	25.573	1'45.180	291,9	15:28'32.613
12	29.407	21.590	22.292	28.549	1'41.838P	288,0	15:30'14.451
13	8'02.695	21.926	22.305	25.502	9'12.428P	266,7	15:39'26.879
14	29.072	21.302	21.870	24.740	1'36.984	288,8	15:41'03.863
15	29.153	21.721	27.060	24.862	1'42.796	286,5	15:42'46.659
16	29.075	21.436	21.930	24.740	1'37.181	294,3	15:44'23.840
17	29.172	21.342	21.961	24.699	1'37.174	291,1	15:46'01.014
18	32.810	23.895	22.520	24.975	1'44.200	280,5	15:47'45.214
19	29.252	21.327	22.004	24.719	1'37.302	291,1	15:49'22.516
20	29.240	21.304	21.962	24.801	1'37.307	291,1	15:50'59.823
21	29.233	21.370	22.126	24.826	1'37.555	290,3	15:52'37.378

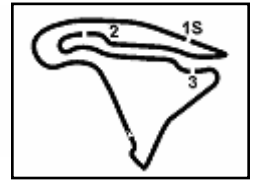
8° 47 A. BASSANI [1'36.870]							
Lap	Seg.1	Seg.2	Seg.3	Seg.4	Lap Time	km/h	Local Time
1		22.276	22.603	25.347	251,2		
2	29.014	21.299	22.053	24.730	1'37.096C	281,3	15:04'01.080
3	29.027	21.317	21.860	24.688	1'36.892	279,8	15:05'37.972
4	28.958	21.345	21.897	24.781	1'36.981	284,2	15:07'14.953
5	29.012	21.439	21.946	25.058	1'37.455	287,2	15:08'52.408
6	29.590	21.818	22.262	24.961	1'38.631	290,3	15:10'31.039
7	29.282	21.461	22.499	25.019	1'38.261	288,0	15:12'09.300
8	29.724	26.134	24.830	31.733	1'52.421CP	235,3	15:14'01.721
9	14'38.935	22.335	22.558	25.181	15'49.009P	272,0	15:29'50.730
10	29.560	21.548	22.289	25.125	1'38.522	287,2	15:31'29.252
11	29.483	23.575	23.391	27.407	1'43.856CP	291,9	15:33'13.108
12	8'51.795	23.510	22.802	25.280	10'03.387P	209,3	15:43'16.495
13	29.148	21.414	22.098	24.826	1'37.486	289,5	15:44'53.981

11° 87 R. GARDNER [1'36.994]							
Lap	Seg.1	Seg.2	Seg.3	Seg.4	Lap Time	km/h	Local Time
1		23.075	23.171	29.220	241,6		
2	29.518	21.640	22.641	33.137	1'46.936	286,5	15:03'38.029
3	29.272	21.761	22.099	24.806	1'37.938	272,0	15:05'15.967
4	29.350	21.786	22.156	25.863	1'39.155	264,1	15:06'55.122
5	29.337	21.467	22.150	24.669	1'37.623	275,5	15:08'32.745
6	29.153	21.602	21.856	25.102	1'37.713	291,1	15:10'10.458
7	29.390			25.545	1'44.768	291,9	15:11'55.226
8	29.309	26.208	25.207	32.879	1'53.603CP	285,0	15:13'48.829

06/09/2024 P = Pits In/Out - C = Lap Time Cancelled

These data/results cannot be reproduced, stored and/or transmitted in whole or in part by any manner of electronic, mechanical, photocopying, recording, broadcasting or otherwise now known or herein after developed without the previous express consent by the copyright owner, except for reproduction in daily press and regular printed publications on sale to the public within 60 days of the event related to those data/results and always provided that copyright symbol appears together as follows below.

© DORNA WSBK ORGANIZATION Srl 2024



Motul French Round, 6-8 September 2024
Chronological Analysis Free Practice 2nd Session

9	9'27.626	22.703	23.779	25.888	10'39.996P	280,5	15:24'28.825	6	29.234	21.597	22.256	24.863	1'37.950C	291,9	15:10'14.647
10	29.480	21.599	22.351	27.516	1'40.946	291,1	15:26'09.771	7	29.120	21.297	22.105	24.904	1'37.426	291,1	15:11'52.073
11	29.371	21.372	22.058	25.434	1'38.235	289,5	15:27'48.006	8	29.488	25.887	24.954	30.985	1'51.314CP	288,0	15:13'43.387
12	29.397	21.398	22.093	24.987	1'37.875	285,7	15:29'25.881	9	6'56.073	22.633	22.775	25.135	8'06.616P	239,5	15:21'50.003
13	29.434	21.394	22.201	24.890	1'37.919	284,2	15:31'03.800	10	29.239	21.370	22.909	25.975	1'39.493C	291,1	15:23'29.496
14	29.368	21.424	22.094	24.752	1'37.638	288,0	15:32'41.438	11	29.103	21.336	22.024	24.868	1'37.331	294,3	15:25'06.827
15	29.333	21.428	22.283	31.093	1'44.137C	288,8	15:34'25.575	12	29.056	21.306	22.141	24.744	1'37.247	292,7	15:26'44.074
16	29.548	21.350	22.040	24.801	1'37.739	287,2	15:36'03.314	13	29.158	21.474	23.421	27.755	1'41.808P	290,3	15:28'25.882
17	29.292	21.341	22.202	24.704	1'37.539	288,0	15:37'40.853	14	5'23.610	22.778	22.592	25.452	6'34.432P	238,4	15:35'00.314
18	34.576	25.093	22.724	27.869	1'50.262P	266,0	15:39'31.115	15	29.311	21.433	22.052	24.713	1'37.509	290,3	15:36'37.823
19	6'17.814	23.650	31.369	31.560	7'44.393P	270,0	15:47'15.508	16	29.116	21.345	22.024	25.156	1'37.641	291,1	15:38'15.464
20	29.213	21.485	21.823	24.797	1'37.318	272,7	15:48'52.826	17	30.870	21.357	21.937	25.360	1'39.524C	291,1	15:39'54.988
21	29.120	21.288	21.947	24.639	1'36.994	291,9	15:50'29.820	18	29.055	21.461	22.165	25.304	1'37.985	288,0	15:41'32.973
22	29.098	21.287	21.959	25.378	1'37.722	288,0	15:52'07.542	19	29.075	21.250	22.098	33.654	1'46.077	291,9	15:43'19.050
23	29.326	21.312	21.988	24.887	1'37.513	286,5	15:53'45.055	20	29.283	21.277	22.077	24.752	1'37.389	294,3	15:44'56.439

12° 21 M. RINALDI [1'37.011]

Lap	Seg1	Seg2	Seg3	Seg4	Lap Time	km/h	Local Time
1		22.812	23.165	27.719	C	266,0	
2	29.371	21.688	22.490	25.099	1'38.648	282,0	15:30'13.277
3	29.306	21.710	22.197	24.961	1'38.174C	283,5	15:31'51.451
4	29.145	21.353	22.027	24.936	1'37.461	284,2	15:33'28.912
5	29.063	21.417	22.008	24.796	1'37.284	286,5	15:35'06.196
6	29.095	21.238	21.898	24.780	1'37.011	286,5	15:36'43.207
7	31.453	24.316	25.182	32.081	1'53.032P	236,3	15:38'36.239
8	6'49.809	28.418	23.153	25.381	8'06.761P	198,5	15:46'43.000
9	29.373	21.661	22.359	24.986	1'38.379	284,2	15:48'21.379
10	29.302	21.464	22.122	25.056	1'37.944	286,5	15:49'59.323
11	29.197	21.337	22.049	24.954	1'37.537	287,2	15:51'36.860
12	29.157	21.303	22.087	24.968	1'37.515	287,2	15:53'14.375

13° 14 S. LOWES [1'37.066]

Lap	Seg1	Seg2	Seg3	Seg4	Lap Time	km/h	Local Time
1		24.073	22.811	25.683		252,3	
2	29.321	21.695	22.428	25.066	1'38.510C	280,5	15:04'07.453
3	29.320	21.586	22.269	24.953	1'38.128	286,5	15:05'45.581
4	29.399	21.610	22.141	24.903	1'38.053	285,7	15:07'23.634
5	29.223	21.550	22.299	24.943	1'38.015	285,7	15:09'01.649
6	29.252	21.532	22.168	25.017	1'37.969	282,0	15:10'39.618
7	31.955	23.245	22.580	26.416	1'44.196	275,5	15:12'23.814
8	29.751	25.114	23.421	32.126	1'50.412CP	279,8	15:14'14.226
9	10'37.606	22.597	22.840	25.840	11'48.883P	266,7	15:26'03.109
10	29.383	21.516	22.213	25.076	1'38.188	287,2	15:27'41.297
11	29.269	21.488	22.356	24.994	1'38.107	289,5	15:29'19.404
12	29.367	21.515	22.139	25.199	1'38.220	286,5	15:30'57.624
13	29.234	21.476	22.199	25.260	1'38.169	288,8	15:32'35.793
14	29.237	21.604	22.200	25.012	1'38.053	282,0	15:34'13.846
15	29.081	21.614	22.125	25.037	1'37.857	282,7	15:35'51.703
16	33.840	24.169	23.413	32.049	1'53.471P	244,9	15:37'45.174
17	6'40.687	22.259	22.630	25.628	7'51.204P	271,4	15:45'36.378
18	29.191	21.474	21.964	24.785	1'37.414	286,5	15:47'13.792
19	28.957	21.522	21.850	24.737	1'37.066	286,5	15:48'50.858
20	34.289	22.298	22.257	25.029	1'43.873	279,1	15:50'34.731
21	29.043	21.346	21.862	24.865	1'37.116	288,0	15:52'11.847
22	29.097	25.512	22.770	25.264	1'42.643	289,5	15:53'54.490

14° 71 I. LECUDNA [1'37.104]

Lap	Seg1	Seg2	Seg3	Seg4	Lap Time	km/h	Local Time
1		23.599	22.968	25.589		216,0	
2	29.521	22.301	22.949	25.109	1'39.880C	258,4	15:03'36.619
3	29.568	21.832	22.241	24.946	1'38.587	286,5	15:05'15.206
4	29.276	21.525	22.181	24.874	1'37.856	289,5	15:06'53.062
5	29.259	21.439	23.547	29.390	1'43.635C	292,7	15:08'36.697

15° 97 X. VIERGE [1'37.308]

Lap	Seg1	Seg2	Seg3	Seg4	Lap Time	km/h	Local Time
1		23.259	22.884	25.738		231,3	
2	29.361	21.701	22.349	25.206	1'38.617C	276,9	15:03'33.724
3	29.180	21.679	22.388	26.158	1'39.405	281,3	15:05'13.129
4	30.041	25.090	24.618	25.259	1'45.008	264,7	15:06'58.137
5	29.081	21.440	22.204	25.186	1'37.911	293,5	15:08'36.048
6	29.218	21.474	22.286	30.988	1'43.966	295,1	15:10'20.014
7	29.122	21.664	22.551	28.846	1'42.183P	295,1	15:12'02.197
8	9'07.270	23.017	22.986	26.362	10'19.635P	255,9	15:22'21.832
9	29.602	21.987	22.523	25.498	1'39.610	288,0	15:24'01.442
10	29.332	21.543	22.267	25.330	1'38.472	295,1	15:25'39.914
11	29.469	21.561	22.395	26.027	1'39.452	292,7	15:27'19.366
12	29.325	21.689	22.591	25.252	1'38.857	291,9	15:28'58.223
13	29.511	25.371	23.660	27.650	1'46.192P	289,5	15:30'44.415
14	10'38.197	31.652	23.038	30.324	12'03.211P	232,3	15:42'47.626
15	29.189	21.458	21.908	25.141	1'37.696	296,7	15:44'25.322
16	28.935	21.371	22.080	24.922	1'37.308	292,7	15:46'02.630
17	29.050	28.458	24.619	26.400	1'48.527	298,3	15:47'51.157
18	29.216	21.555	22.423	25.167	1'38.361	291,9	15:49'29.518
19	29.089	21.429	22.174	25.213	1'37.905	295,1	15:51'07.423
20	29.155	21.357	22.136	25.097	1'37.745	295,1	15:52'45.168

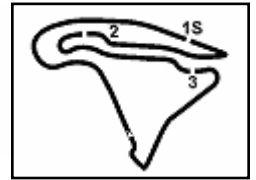
16° 29 A. IANNONE [1'37.386]

Lap	Seg1	Seg2	Seg3	Seg4	Lap Time	km/h	Local Time
1		23.444	22.672	27.269		251,2	
2	29.856	22.408	22.670	25.769	1'40.703C	247,1	15:03'36.878
3	29.598	22.007	22.230	25.099	1'38.934	264,1	15:05'15.812
4	29.353	21.612	22.219	25.034	1'38.218	266,7	15:06'54.030
5	29.103	21.701	23.476	32.691	1'46.971C	270,7	15:08'41.001
6	29.327	21.513	21.982	25.314	1'38.136	272,0	15:10'19.137
7	34.603	27.186	25.269	28.958	1'56.016P	235,3	15:12'15.153
8	14'04.270	22.296	22.468	25.315	15'14.349P	261,5	15:27'29.502
9	29.077	21.655	22.197	24.898	1'37.827	290,3	15:29'07.329
10	29.370	21.570	22.170	26.199	1'39.309C	285,7	15:30'46.638
11	29.102	21.971	27.989	28.672	1'47.734CP	280,5	15:32'34.372
12	7'49.255	21.640	22.183	24.894	8'57.972P	279,1	15:41'32.344
13	28.919	21.359	22.098	25.023	1'37.399	284,2	15:43'09.743
14	28.924	25.960	26.314	27.611	1'48.809	287,2	15:44'58.552
15	29.080	26.570	25.079	31.538	1'52.267	294,3	15:46'50.819
16	28.968	21.386	22.164	25.157	1'37.675	285,7	15:48'28.494
17	29.036	21.288	22.045	25.017	1'37.386	291,9	15:50'05.880

06/09/2024 P = Pits In/Out - C = Lap Time Cancelled

These data/results cannot be reproduced, stored and/or transmitted in whole or in part by any manner of electronic, mechanical, photocopying, recording, broadcasting or otherwise now known or herein after developed without the previous express consent by the copyright owner, except for reproduction in daily press and regular printed publications on sale to the public within 60 days of the event related to those data/results and always provided that copyright symbol appears together as follows below.

© DORNA WSBK ORGANIZATION Srl 2024



Magny-Cours 4.411 m

Motul French Round, 6-8 September 2024

Chronological Analysis Free Practice 2nd Session

4 / 5

18	29.038	21.486	22.131	24.914	1'37.569	285,0	15:51'43.449
19	40.696	26.076	23.224	26.213	1'56.209	153,6	15:53'39.658

7	29.059	21.672	22.430	30.630	1'43.791P	274,1	15:12'04.153
8	45.734	24.417	24.617	33.048	2'07.816CP	236,8	15:14'11.969
9	6'19.007	21.783	22.688	25.252	7'28.730CP	282,7	15:21'40.699
10	29.322	21.793	22.194	25.088	1'38.397	281,3	15:23'19.096
11	29.369	21.597	22.286	25.145	1'38.397	286,5	15:24'57.493
12	29.556	21.744	22.570	27.886	1'41.756P	283,5	15:26'39.249
13	11'57.924	28.209	22.628	27.530	13'16.291P	288,0	15:39'55.540
14	29.323	21.652	22.129	25.033	1'38.137	274,8	15:41'33.677
15	29.102	21.758	22.057	24.898	1'37.815	289,5	15:43'11.492
16	28.950	21.589	22.209	30.273	1'43.021	292,7	15:44'54.513
17	29.099	21.669	22.028	24.976	1'37.772	274,8	15:46'32.285
18	29.131	21.707	22.058	24.957	1'37.853	276,9	15:48'10.138
19	29.220	21.638	22.498	36.994	1'50.350	284,2	15:50'00.488
20	29.206	21.627	21.980	24.907	1'37.720	282,0	15:51'38.208
21	29.061	21.611	22.079	25.084	1'37.835	282,7	15:53'16.043

17° 5 P. DETTL (1'37.459)

Lap	Seg1	Seg2	Seg3	Seg4	Lap Time	km/h	Local Time
1		23.697	23.194	26.107		254,7	
2	29.684	21.773	22.561	28.529	1'42.547	284,2	15:03'30.683
3	29.457	21.840	22.521	28.796	1'42.614	274,1	15:05'13.297
4	29.695	22.290	27.719	25.338	1'45.042	272,0	15:06'58.339
5	29.485	21.508	22.252	25.410	1'38.655	282,7	15:08'36.994
6	29.362	21.683	22.289	25.047	1'38.381	282,7	15:10'15.375
7	29.307	21.529	22.251	25.735	1'38.822	287,2	15:11'54.197
8	29.321	25.843	26.676	35.163	1'57.003CP	276,2	15:13'51.200
9	6'48.804	22.539	22.625	25.369	7'59.337P	255,9	15:21'50.537
10	29.414	21.791	22.370	25.104	1'38.679	285,0	15:23'29.216
11	29.426	21.822	23.021	26.766	1'41.035C	282,0	15:25'10.251
12	29.379	21.875	22.433	25.036	1'38.723	287,2	15:26'48.974
13	29.405	21.647	22.456	25.201	1'38.709	286,5	15:28'27.683
14	32.820	23.389	25.420	27.883	1'49.512CP	276,9	15:30'17.195
15	4'02.991	22.426	22.699	25.435	5'13.551P	268,7	15:35'30.746
16	29.280	21.412	22.201	24.815	1'37.708	284,2	15:37'08.454
17	29.222	21.263	22.115	24.859	1'37.459	290,3	15:38'45.913
18	29.225	21.441	22.186	24.853	1'37.705	288,8	15:40'23.618
19	29.240	21.443	22.309	24.868	1'37.860	290,3	15:42'01.478
20	29.296	21.500	22.299	24.999	1'38.094	289,5	15:43'39.572
21	29.355	21.387	22.268	24.917	1'37.927	291,1	15:45'17.499
22	29.339	21.496	29.801	25.021	1'45.657	286,5	15:47'03.156
23	29.370	21.538	22.586	25.195	1'38.689	283,5	15:48'41.845
24	29.403	21.331	22.342	24.967	1'38.043	290,3	15:50'19.888
25	29.388	21.464	22.240	24.916	1'38.008	286,5	15:51'57.896
26	29.410	21.540	22.469	28.951	1'42.370	286,5	15:53'40.266

20° 52 A. DELBIANCO (1'38.011)

Lap	Seg1	Seg2	Seg3	Seg4	Lap Time	km/h	Local Time
1		23.043	23.077	26.163		248,3	
2	29.884	21.704	22.695	25.199	1'39.482	287,2	15:03'27.116
3	29.737	21.599	22.526	25.229	1'39.091	286,5	15:05'06.207
4	29.631	21.571	22.383	25.073	1'38.658	288,0	15:06'44.865
5	31.180	21.676	22.260	25.136	1'40.252	282,0	15:08'25.117
6	29.365	21.659	22.495	25.229	1'38.748	290,3	15:10'03.865
7	29.606	22.097	24.803	35.766	1'52.272C	276,9	15:11'56.137
8	29.997	25.078	25.357	35.364	1'55.796CP	290,3	15:13'51.933
9	8'08.431	22.142	22.913	25.383	9'18.869P	281,3	15:23'10.802
10	29.691	21.674	22.586	25.182	1'39.133	290,3	15:24'49.935
11	29.664	21.437	22.328	25.091	1'38.520	290,3	15:26'28.455
12	29.749	21.973	27.785	28.278	1'47.785P	288,8	15:28'16.240
13	6'23.700	24.448	23.008	25.234	7'36.390CP	281,3	15:35'52.630
14	29.525	21.341	22.166	24.959	1'38.011	285,0	15:37'30.641
15	29.572	21.590	22.232	25.063	1'38.457	294,3	15:39'09.098
16	29.502	21.436	22.251	24.991	1'38.180	288,8	15:40'47.278
17	29.666	21.471	22.280	24.919	1'38.336	288,0	15:42'25.614
18	29.518	21.318	22.324	29.674	1'42.834	285,7	15:44'08.448
19	31.888	22.062	22.707	25.887	1'42.544	277,6	15:45'50.992
20	29.635	21.338	22.289	24.946	1'38.208	291,1	15:47'29.200
21	29.674	21.604	22.312	25.042	1'38.632	287,2	15:49'07.832
22	30.624	22.729	24.420	26.918	1'44.691	266,0	15:50'52.523
23	30.696	24.017	26.411	27.392	1'48.516	268,7	15:52'41.039

18° 28 B. RAY (1'37.657)

Lap	Seg1	Seg2	Seg3	Seg4	Lap Time	km/h	Local Time
1		23.747	24.092	26.178		233,3	
2	29.814	21.692	22.578	25.098	1'39.182C	274,1	15:03'33.375
3	29.472	21.853	22.493	25.616	1'39.434	286,5	15:05'12.809
4	29.776	22.568	25.752	25.417	1'43.513	286,5	15:06'56.322
5	29.372	21.545	22.172	25.200	1'38.289	281,3	15:08'34.611
6	29.539	21.405	22.409	25.323	1'38.676	285,7	15:10'13.287
7	29.801	30.868	23.388	28.313	1'52.370P	284,2	15:12'05.657
8	12'30.686	22.934	23.133	25.981	13'42.734P	262,1	15:25'48.391
9	30.311	23.822	22.846	25.907	1'42.886	279,1	15:27'31.277
10	29.574	21.511	22.341	25.146	1'38.572	285,7	15:29'09.849
11	29.434	21.551	22.433	25.030	1'38.448	285,0	15:30'48.297
12	29.496	21.631	23.360	25.289	1'39.776	288,0	15:32'28.073
13	29.832	23.491	23.551	28.580	1'45.454P	282,7	15:34'13.527
14	8'08.407	22.573	23.232	25.747	9'19.959P	271,4	15:43'33.486
15	30.211	21.962	22.769	25.446	1'40.388	282,7	15:45'13.874
16	29.325	21.429	22.017	24.936	1'37.707	285,7	15:46'51.581
17	29.210	21.379	22.126	24.942	1'37.657	285,0	15:48'29.238
18	29.419	23.412	23.037	25.509	1'41.377	288,8	15:50'10.615
19	30.122	21.803	22.809	25.978	1'40.712	282,7	15:51'51.327
20	29.714	21.568	22.590	25.427	1'39.299	286,5	15:53'30.626

21° 95 T. MACKENZIE (1'38.695)

Lap	Seg1	Seg2	Seg3	Seg4	Lap Time	km/h	Local Time
1		23.190	22.998	26.684		226,4	
2	29.789	22.017	22.623	25.833	1'40.262C	274,1	15:03'40.428
3	29.671	21.855	22.731	25.234	1'39.491C	277,6	15:05'19.919
4	29.544	21.624	22.516	25.153	1'38.837	285,0	15:06'58.756
5	29.546	22.322	23.836	28.729	1'44.433	284,2	15:08'43.189
6	29.467	21.554	22.745	31.156	1'44.922CP	282,7	15:10'28.111
7	12'30.909	23.404	27.465	29.210	13'50.988P	259,0	15:24'19.099
8	29.912	21.619	22.674	25.466	1'39.671	284,2	15:25'58.770
9	29.549	26.668	22.766	25.722	1'44.705C	289,5	15:27'43.475
10	29.590	21.714	22.517	25.406	1'39.227	284,2	15:29'22.702
11	29.735	21.601	22.838	25.287	1'39.461	283,5	15:31'02.163
12	35.568	25.164	25.330	29.526	1'55.588P	206,5	15:32'57.751
13	9'29.886	27.349	23.203	26.429	10'46.867P	262,1	15:43'44.618
14	29.589	21.523	22.525	25.279	1'38.916	290,3	15:45'23.534
15	29.626	21.452	22.524	25.093	1'38.695	291,1	15:47'02.229
16	29.719	21.483	24.719	38.436	1'54.357C	286,5	15:48'56.586
17	29.468	23.257	23.253	25.922	1'41.900	285,7	15:50'38.486
18	29.520	21.646	22.377	25.425	1'38.968	286,5	15:52'17.454
19	46.095	26.456	26.998	34.379	2'13.928CP	170,6	15:54'31.382

19° 53 T. RABAT (1'37.720)

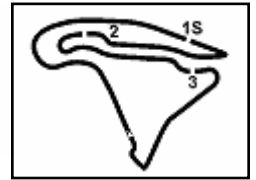
Lap	Seg1	Seg2	Seg3	Seg4	Lap Time	km/h	Local Time
1		23.404	27.799	28.372		244,9	
2	29.551	22.170	22.534	25.813	1'40.068C	267,3	15:03'35.485
3	30.140	23.710	23.802	25.288	1'42.940C	288,8	15:05'18.425
4	29.162	21.713	22.296	25.166	1'38.337	282,7	15:06'56.762
5	29.097	25.381	24.733	26.065	1'45.276C	266,0	15:08'42.038
6	29.266	21.771	22.238	25.049	1'38.324	286,5	15:10'20.362

06/09/2024

P = Pits In/Dut - C = Lap Time Cancelled

These data/results cannot be reproduced, stored and/or transmitted in whole or in part by any manner of electronic, mechanical, photocopying, recording, broadcasting or otherwise now known or herein after developed without the previous express consent by the copyright owner, except for reproduction in daily press and regular printed publications on sale to the public within 60 days of the event related to those data/results and always provided that copyright symbol appears together as follows below.

© DORNA WSBK ORGANIZATION Srl 2024



Motul French Round, 6-8 September 2024

Chronological Analysis Free Practice 2nd Session

22° 75 I. LOPES [1'39.326]							
Lap	Seg.1	Seg.2	Seg.3	Seg.4	Lap Time	km/h	Local Time
1		22.990	23.634	26.639		246,6	
2	30.144	22.342	23.465	25.718	1'41.669	257,8	15:03'29.670
3	30.131	22.056	23.383	25.633	1'41.203	277,6	15:05'10.873
4	29.964	21.852	23.034	25.488	1'40.338	283,5	15:06'51.211
5	30.125	21.886	24.056	30.380	1'46.447C	288,0	15:08'37.658
6	30.109	22.035	22.877	25.776	1'40.797	270,0	15:10'18.455
7	29.849	21.866	22.695	25.345	1'39.755	282,7	15:11'58.210
8	30.270	24.811	24.787	34.250	1'54.118CP	285,7	15:13'52.328
9	7'33.139	22.363	23.381	25.816	8'44.699P	268,0	15:22'37.027
10	30.099	21.802	22.746	25.486	1'40.133	287,2	15:24'17.160
11	30.071	21.878	23.082	27.297	1'42.328	288,0	15:25'59.488
12	29.938	21.987	22.704	25.627	1'40.256	278,4	15:27'39.744
13	31.916	24.683	23.041	29.712	1'49.352P	268,7	15:29'29.096
14	7'12.525	22.785	23.013	29.263	8'27.586P	264,7	15:37'56.682
15	29.835	21.932	22.610	25.370	1'39.747	284,2	15:39'36.429
16	29.677	21.817	22.589	25.358	1'39.441	291,9	15:41'15.870
17	29.778	21.729	22.657	25.162	1'39.326	286,5	15:42'55.196
18	29.760	21.901	22.679	25.274	1'39.614	282,0	15:44'34.810
19	29.757	21.768	22.553	25.277	1'39.355	287,2	15:46'14.165
20	29.979	21.896	22.915	25.369	1'40.159	285,7	15:47'54.324
21	29.932	21.863	22.582	25.330	1'39.707	288,8	15:49'34.031
22	32.372	22.857	23.784	30.526	1'49.539	252,3	15:51'23.570
23	29.723	21.882	22.555	25.212	1'39.372	279,1	15:53'02.942

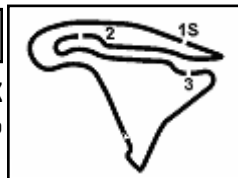
23° 54 T. RAZGATLIOGLU							
Lap	Seg.1	Seg.2	Seg.3	Seg.4	Lap Time	km/h	Local Time
1		24.092	24.267	30.347		233,3	
2	4'39.681	21.901	22.296	25.141	5'49.019P	286,5	15:10'43.037
3	28.688	21.142	21.629			299,2	

06/09/2024

P = Pits In/Out - C = Lap Time Cancelled

These data/results cannot be reproduced, stored and/or transmitted in whole or in part by any manner of electronic, mechanical, photocopying, recording, broadcasting or otherwise now known or herein after developed without the previous express consent by the copyright owner, except for reproduction in daily press and regular printed publications on sale to the public within 60 days of the event related to those data/results and always provided that copyright symbol appears together as follows below.

© DORNA WSBK ORGANIZATION Srl 2024



Magny-Cours 4.411 m

Motul French Round, 6-8 September 2024

Best Laps & Speeds

No.	Rider	Nat	Best Lap		FP1		FP2												
			LL	SPD	LL	SPD	LL	SPD											
1	60 M. VAN DER MARK BMW M 1000 RR	NED	1'36.010 41	296,7	1'37.016 19	296,7	22	1'36.010 296,7											
2	11 N. BULEGA Ducati Panigale V4R	ITA	1'36.159 40	297,5	1'37.036 20	297,5	20	1'36.159 294,3											
3	54 T. RAZGATLIOGLU BMW M 1000 RR	TUR	1'36.347 19	299,2	1'36.347 18	297,5	1	299,2											
4	31 G. GERLOFF BMW M 1000 RR	USA	1'36.390 41	297,5	1'36.700 20	297,5	21	1'36.390 296,7											
5	22 A. LOWES Kawasaki ZX-10RR	GBR	1'36.592 38	294,3	1'37.285 17	294,3	21	1'36.592 292,7											
6	9 D. PETRUCCI Ducati Panigale V4R	ITA	1'36.609 41	296,7	1'37.519 20	293,5	21	1'36.609 296,7											
7	1 A. BAUTISTA Ducati Panigale V4R	ESP	1'36.768 40	300,0	1'37.115 22	300,0	18	1'36.768 297,5											
8	65 J. REA Yamaha YZF R1	GBR	1'36.778 35	288,8	1'37.424 13	288,8	22	1'36.778 288,8											
9	47 A. BASSANI Kawasaki ZX-10RR	ITA	1'36.870 35	291,9	1'38.450 18	290,3	17	1'36.870 291,9											
10	55 A. LOCATELLI Yamaha YZF R1	ITA	1'36.888 34	292,7	1'37.977 15	289,5	19	1'36.888 292,7											
11	45 S. REDDING BMW M 1000 RR	GBR	1'36.984 37	294,3	1'37.539 17	293,5	20	1'36.984 294,3											
12	87 R. GARDNER Yamaha YZF R1	AUS	1'36.994 39	291,9	1'38.258 17	291,1	22	1'36.994 291,9											
13	21 M. RINALDI Ducati Panigale V4R	ITA	1'37.011 30	291,1	1'37.631 19	291,1	11	1'37.011 287,2											
14	14 S. LOWES Ducati Panigale V4R	GBR	1'37.066 39	290,3	1'38.527 18	290,3	21	1'37.066 289,5											
15	7 I. LECUONA Honda CBR1000 RR-R	ESP	1'37.104 43	294,3	1'37.801 19	294,3	24	1'37.104 294,3											
16	97 X. VIERGE Honda CBR1000 RR-R	ESP	1'37.308 36	298,3	1'37.905 17	295,9	19	1'37.308 298,3											
17	29 A. IANNONE Ducati Panigale V4R	ITA	1'37.386 38	294,3	1'38.436 20	291,9	18	1'37.386 294,3											
18	5 P. OETTL Yamaha YZF R1	GER	1'37.459 44	291,9	1'38.143 19	291,9	25	1'37.459 291,1											
19	28 B. RAY Yamaha YZF R1	GBR	1'37.657 34	288,8	1'38.460 15	288,8	19	1'37.657 288,8											
20	53 T. RABAT Kawasaki ZX-10RR	ESP	1'37.720 39	292,7	1'39.284 19	289,5	20	1'37.720 292,7											
21	52 A. DELBIANCO Yamaha YZF R1	ITA	1'38.011 42	294,3	1'40.067 20	291,1	22	1'38.011 294,3											
22	95 T. MACKENZIE Honda CBR1000 RR-R	GBR	1'38.695 34	291,1	1'39.609 16	289,5	18	1'38.695 291,1											
23	75 I. LOPES Honda CBR1000 RR-R	POR	1'39.326 36	291,9	1'40.282 14	291,9	22	1'39.326 291,9											

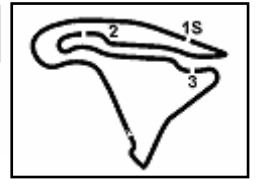
06/09/2024

These data/results cannot be reproduced, stored and/or transmitted in whole or in part by any manner of electronic, mechanical, photocopying, recording, broadcasting or otherwise now known or herein after developed without the previous express consent by the copyright owner, except for reproduction in daily press and regular printed publications on sale to the public within 60 days of the event related to those data/results and always provided that copyright symbol appears together as follows below.

© DORNA WSBK ORGANIZATION Srl 2024

FICR PERUGIA TIMING

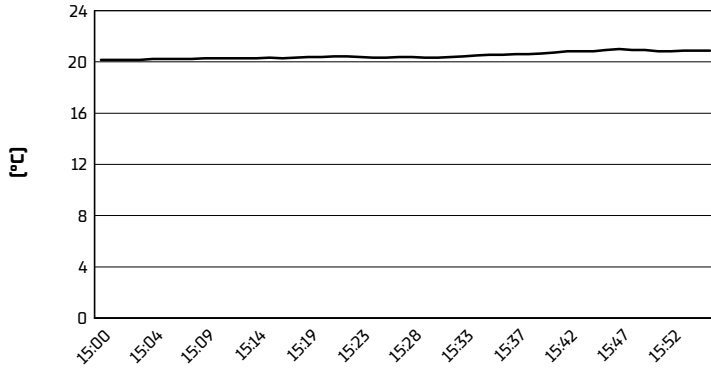




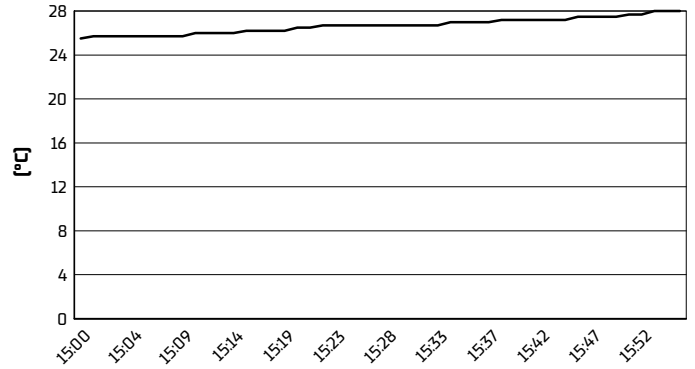
Magny-Cours 4.411 m

Motul French Round, 6-8 September 2024
Weather Report Free Practice 2nd Session
Session started 15:00 - Session ended 15:56

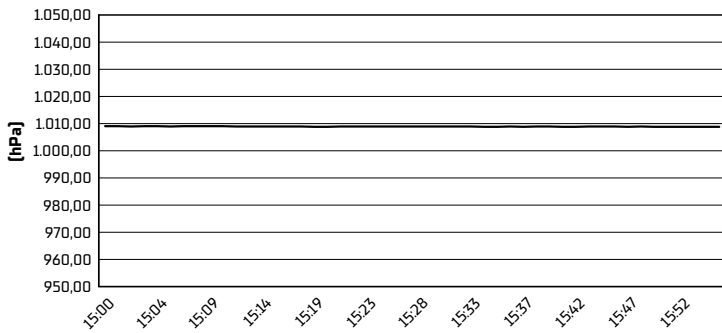
Air Temperature



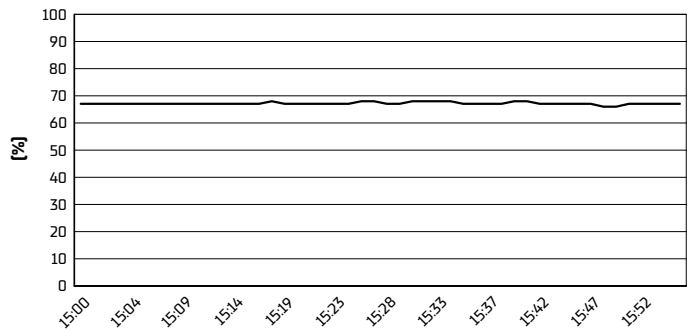
Track Temperature



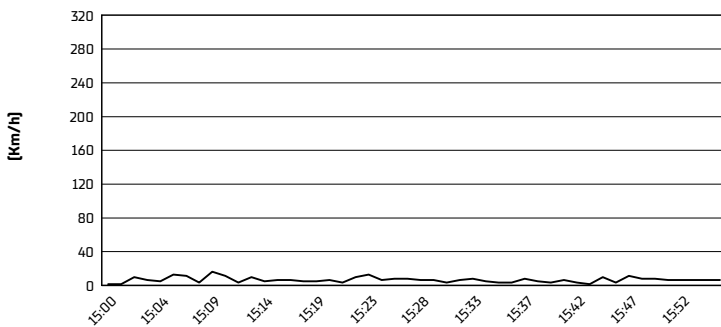
Air Pressure



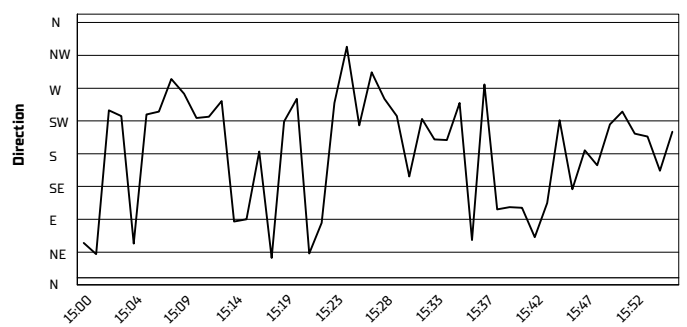
Humidity



Wind Speed



Wind Direction



06/09/2024

These data/results cannot be reproduced, stored and/or transmitted in whole or in part by any manner of electronic, mechanical, photocopying, recording, broadcasting or otherwise now known or herein after developed without the previous express consent by the copyright owner, except for reproduction in daily press and regular printed publications on sale to the public within 60 days of the event related to those data/results and always provided that copyright symbol appears together as follows below.

© DORNA WSBK ORGANIZATION Srl 2024