

Motul French Round, 6-8 September 2024

Results Tissot Superpole

No.	Rider	Nat	Team	Bike	Class	Time	Gap	Rel.	Laps	Speed	
										Avg	Max
1	22 A. LOWES	GBR	Kawasaki Racing Team WorldSBK	Kawasaki ZX-10RR		1'51.946			6	141,851	260,9
2	11 N. BULEGA	ITA	Aruba.it Racing - Ducati	Ducati Panigale V4R		1'52.718	0.772	0.772	5	140,879	260,2
3	45 S. REDDING	GBR	Bonovo Action BMW	BMW M1000 RR		1'52.799	0.853	0.081	7	140,778	229,3
4	31 G. GERLOFF	USA	Bonovo Action BMW	BMW M1000 RR		1'53.027	1.081	0.228	7	140,494	262,8
5	60 M. VAN DER MARK	NED	ROKIT BMW Motorrad WorldSBK Team	BMW M1000 RR		1'53.479	1.533	0.452	7	139,934	246,0
6	97 X. VIERGE	ESP	Team HRC	Honda CBR1000 RR-R		1'53.834	1.888	0.355	7	139,498	262,8
7	47 A. BASSANI	ITA	Kawasaki Racing Team WorldSBK	Kawasaki ZX-10RR		1'53.889	1.943	0.055	7	139,430	244,9
8	65 J. REA	GBR	Pata Prometeon Yamaha	Yamaha YZF R1		1'54.176	2.230	0.287	7	139,080	257,8
9	55 A. LOCATELLI	ITA	Pata Prometeon Yamaha	Yamaha YZF R1		1'54.478	2.532	0.302	7	138,713	244,9
10	9 D. PETRUCCI	ITA	Barni Spark Racing Team	Ducati Panigale V4R	IND	1'54.811	2.865	0.333	4	138,311	274,8
11	95 T. MACKENZIE	GBR	PETRONAS MIE Racing Honda	Honda CBR1000 RR-R	IND	1'54.887	2.941	0.076	7	138,219	245,5
12	28 B. RAY	GBR	Yamaha Motoxracing WorldSBK Team	Yamaha YZF R1	IND	1'54.968	3.022	0.081	7	138,122	242,2
13	87 R. GARDNER	AUS	GYTR GRT Yamaha WorldSBK Team	Yamaha YZF R1		1'55.993	4.047	1.025	7	136,901	242,7
14	29 A. IANNONE	ITA	Team GoEleven	Ducati Panigale V4R	IND	1'56.101	4.155	0.108	6	136,774	235,8
15	21 M. RINALDI	ITA	Team Motocorsa Racing	Ducati Panigale V4R	IND	1'56.144	4.198	0.043	3	136,723	252,3
16	5 P. OETTL	GER	GMT94 Yamaha	Yamaha YZF R1	IND	1'56.583	4.637	0.439	7	136,209	248,3
17	1 A. BAUTISTA	ESP	Aruba.it Racing - Ducati	Ducati Panigale V4R		1'56.630	4.684	0.047	6	136,154	231,3
18	52 A. DELBIANCO	ITA	GYTR GRT Yamaha WorldSBK Team	Yamaha YZF R1		1'57.477	5.531	0.847	7	135,172	250,0
----- Not Qualified -----											
NQ	7 I. LECUONA	ESP	Team HRC	Honda CBR1000 RR-R		1'58.699	6.753	1.222	6	133,780	224,1
NQ	14 S. LOWES	GBR	ELF Marc VDS Racing Team	Ducati Panigale V4R	IND	2'01.867	9.921	3.168	3	130,303	259,6
NQ	53 T. RABAT	ESP	Kawasaki Puccetti Racing	Kawasaki ZX-10RR	IND	2'02.211	10.265	0.344	2	129,936	247,7
NQ	75 I. LOPES	POR	PETRONAS MIE Racing Honda	Honda CBR1000 RR-R	IND	2'02.236	10.290	0.025	7	129,909	209,3

Qualifying Lap Time (105% of 1'51.946): **1'57.544**

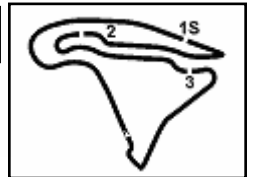
AIR	Humidity:	91%	Temp:	17°C
TRACK	Condition:	Wet	Temp:	19°C

Records	Pole	(SP)	2023	G.Gerloff	1'35.453	166,360	Km/h
	Race	(SPRC)	2023	A.Bautista	1'36.084	165,270	Km/h
	All Times	(SP)	2023	G.Gerloff	1'35.453	166,360	Km/h

Start 07/09/2024 11:00 End 11:19 The results are provisional until the end of the time limit for protests and appeals and the completion of the technical checks.

These data/results cannot be reproduced, stored and/or transmitted in whole or in part by any manner of electronic, mechanical, photocopying, recording, broadcasting or otherwise now known or herein after developed without the previous express consent by the copyright owner, except for reproduction in daily press and regular printed publications on sale to the public within 60 days of the event related to those data/results and always provided that copyright symbol appears together as follows below.

© DORNA WSBK ORGANIZATION Srl 2024



Motul French Round, 6-8 September 2024

Results Tissot Superpole

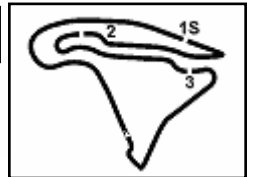
Session Highlights

Local Time	No. Rider	Description
09.45.00		Official Ambient Air Temperature 18.2°C - Humidity 85% - Atmospheric Pressure 1008.2mbar
10.58.52		WET PRACTICE - LIGHTS ON
11.00.00		Start of Session
11.04.42	9 D. PETRUCCI	#9 Crashed - Turn 5
11.05.13	9 D. PETRUCCI	#9 Rejoined
11.05.29	5 P. OETTL	#5 Current Lap Time Cancelled - Course Cutting - Turn 11
11.06.19	1 A. BAUTISTA	#1 Lap Time Cancelled [1'55.955] - Yellow Flag - Turn 4
11.06.22	87 R. GARDNER	#87 Lap Time Cancelled [1'56.201] - Yellow Flag - Turn 4
11.06.25	11 N. BULEGA	#11 Lap Time Cancelled [1'54.457] - Yellow Flag - Turn 4
11.06.28	52 A. DELBIANCO	#52 Lap Time Cancelled [1'58.763] - Yellow Flag - Turn 4
11.06.31	47 A. BASSANI	#47 Lap Time Cancelled [1'55.811] - Yellow Flag - Turn 4
11.07.09	53 T. RABAT	#53 Crashed - Turn 5
11.07.22	45 S. REDDING	#45 Lap Time Cancelled [1'54.513] - Yellow Flag - Turn 5
11.07.25	31 G. GERLOFF	#31 Lap Time Cancelled [1'56.006] - Yellow Flag - Turn 5
11.07.28	5 P. OETTL	#5 Lap Time Cancelled [1'58.076] - Yellow Flag - Turn 5
11.07.31	1 A. BAUTISTA	#1 Lap Time Cancelled [1'55.955] - Yellow Flag - Turn 5
11.07.34	87 R. GARDNER	#87 Lap Time Cancelled [1'56.201] - Yellow Flag - Turn 5
11.07.37	11 N. BULEGA	#11 Lap Time Cancelled [1'54.457] - Yellow Flag - Turn 5
11.07.40	52 A. DELBIANCO	#52 Lap Time Cancelled [1'58.763] - Yellow Flag - Turn 5
11.07.43	47 A. BASSANI	#47 Lap Time Cancelled [1'55.811] - Yellow Flag - Turn 5
11.07.46	29 A. IANNONE	#29 Lap Time Cancelled [1'58.671] - Yellow Flag - Turn 5
11.07.49	X. VIERGE	#97 Lap Time Cancelled [1'56.354] - Yellow Flag - Turn 5
11.07.52	53 T. RABAT	#53 Lap Time Cancelled [2'00.226] - Yellow Flag - Turn 5
11.07.55	7 I. LECUONA	#7 Lap Time Cancelled [2'01.516] - Yellow Flag - Turn 5
11.07.58	95 T. MACKENZIE	#95 Lap Time Cancelled [1'57.982] - Yellow Flag - Turn 5
11.08.01	14 S. LOWES	#14 Lap Time Cancelled [1'56.412] - Yellow Flag - Turn 5
11.08.04	65 J. REA	#65 Lap Time Cancelled [2'02.607] - Yellow Flag - Turn 5
11.08.07	75 I. LOPES	#75 Lap Time Cancelled [2'04.707] - Yellow Flag - Turn 5
11.08.08	21 M. RINALDI	#21 Current Lap Time Cancelled - Course Cutting - Turn 11
11.08.10	55 A. LOCATELLI	#55 Lap Time Cancelled [2'00.069] - Yellow Flag - Turn 5
11.08.13	22 A. LOWES	#22 Lap Time Cancelled [1'57.709] - Yellow Flag - Turn 5
11.08.15	14 S. LOWES	#14 Crashed - Turn 15
11.10.01	21 M. RINALDI	#21 Lap Time Cancelled [1'58.277] - Yellow Flag - Turn 4
11.10.04	28 B. RAY	#28 Lap Time Cancelled [1'56.906] - Yellow Flag - Turn 4
11.10.14	21 M. RINALDI	#21 Crashed - Turn 11
11.10.37	11 N. BULEGA	#11 Crashed - Turn 5
11.11.14	21 M. RINALDI	#21 Lap Time Cancelled [1'58.277] - Yellow Flag - Turn 4
11.11.17	28 B. RAY	#28 Lap Time Cancelled [1'56.906] - Yellow Flag - Turn 4
11.11.17	11 N. BULEGA	#11 Rejoined
11.11.45	11 N. BULEGA	#11 Current Lap Time Cancelled - Course Cutting - Turn 6
11.12.43	55 A. LOCATELLI	#55 Lap Time Cancelled [1'58.402] - Yellow Flag - Turn 5
11.12.46	65 J. REA	#65 Lap Time Cancelled [1'55.920] - Yellow Flag - Turn 5
11.12.49	75 I. LOPES	#75 Lap Time Cancelled [2'03.378] - Yellow Flag - Turn 5
11.12.52	21 M. RINALDI	#21 Lap Time Cancelled [1'58.277] - Yellow Flag - Turn 5
11.12.55	28 B. RAY	#28 Lap Time Cancelled [1'56.906] - Yellow Flag - Turn 5
11.14.01	22 A. LOWES	#22 Lap Time Cancelled [2'00.696] - Yellow Flag - Turn 14
11.14.04	75 I. LOPES	#75 Lap Time Cancelled [2'03.378] - Yellow Flag - Turn 14
11.14.07	21 M. RINALDI	#21 Lap Time Cancelled [1'58.277] - Yellow Flag - Turn 14
11.14.10	28 B. RAY	#28 Lap Time Cancelled [1'56.906] - Yellow Flag - Turn 14
11.15.14	7 I. LECUONA	#7 Current Lap Time Cancelled - Course Cutting - Turn 6
11.15.15	28 B. RAY	#28 Lap Time Cancelled [1'56.635] - Yellow Flag - Turn 10
11.15.17	87 R. GARDNER	#87 Crashed - Turn 7
11.15.18	31 G. GERLOFF	#31 Lap Time Cancelled [1'55.211] - Yellow Flag - Turn 10
11.15.21	45 S. REDDING	#45 Lap Time Cancelled [1'56.115] - Yellow Flag - Turn 10
11.15.24	60 M. VAN DER MARK	#60 Lap Time Cancelled [1'56.170] - Yellow Flag - Turn 10
11.15.27	5 P. OETTL	#5 Lap Time Cancelled [1'57.848] - Yellow Flag - Turn 10

Start 11:00 End 11:19 The results are provisional until the end of the time limit for protests and appeals and the completion of the technical checks.

These data/results cannot be reproduced, stored and/or transmitted in whole or in part by any manner of electronic, mechanical, photocopying, recording, broadcasting or otherwise now known or herein after developed without the previous express consent by the copyright owner, except for reproduction in daily press and regular printed publications on sale to the public within 60 days of the event related to those data/results and always provided that copyright symbol appears together as follows below.

© DORNA WSBK ORGANIZATION Srl 2024



Motul French Round, 6-8 September 2024
Results Tissot Superpole

11.15.30	47 A. BASSANI	#47 Lap Time Cancelled [1'55.828] - Yellow Flag - Turn 10
11.15.33	87 R. GARDNER	#87 Lap Time Cancelled [2'01.614] - Yellow Flag - Turn 10
11.15.36	97 X. VIERGE	#97 Lap Time Cancelled [1'55.332] - Yellow Flag - Turn 10
11.15.36	87 R. GARDNER	#87 Rejoined
11.15.39	52 A. DELBIANCO	#52 Lap Time Cancelled [1'57.939] - Yellow Flag - Turn 10
11.15.42	95 T. MACKENZIE	#95 Lap Time Cancelled [1'57.724] - Yellow Flag - Turn 10
11.15.45	7 I. LECUONA	#7 Lap Time Cancelled [2'00.400] - Yellow Flag - Turn 10
11.15.48	22 A. LOWES	#22 Lap Time Cancelled [2'06.774] - Yellow Flag - Turn 10
11.15.51	55 A. LOCATELLI	#55 Lap Time Cancelled [2'04.794] - Yellow Flag - Turn 10
11.15.54	65 J. REA	#65 Lap Time Cancelled [2'07.108] - Yellow Flag - Turn 10
11.15.57	75 I. LOPES	#75 Lap Time Cancelled [2'06.016] - Yellow Flag - Turn 10
11.16.16	87 R. GARDNER	#87 Current Lap Time Cancelled - Course Cutting - Turn 11
11.16.19	87 R. GARDNER	#87 Lap Time Cancelled [2'01.614] - Yellow Flag - Turn 5
11.16.22	97 X. VIERGE	#97 Lap Time Cancelled [1'55.332] - Yellow Flag - Turn 5
11.16.25	52 A. DELBIANCO	#52 Lap Time Cancelled [1'57.939] - Yellow Flag - Turn 5
11.16.28	95 T. MACKENZIE	#95 Lap Time Cancelled [1'57.724] - Yellow Flag - Turn 5
11.16.31	7 I. LECUONA	#7 Lap Time Cancelled [2'00.400] - Yellow Flag - Turn 5
11.16.34	65 J. REA	#65 Lap Time Cancelled [2'07.108] - Yellow Flag - Turn 5
11.16.37	55 A. LOCATELLI	#55 Lap Time Cancelled [2'04.794] - Yellow Flag - Turn 5
11.16.40	22 A. LOWES	#22 Lap Time Cancelled [2'06.774] - Yellow Flag - Turn 5
11.16.43	75 I. LOPES	#75 Lap Time Cancelled [2'06.016] - Yellow Flag - Turn 5
11.16.46	1 A. BAUTISTA	#1 Lap Time Cancelled [4'33.680] - Yellow Flag - Turn 5
11.16.49	28 B. RAY	#28 Lap Time Cancelled [1'56.647] - Yellow Flag - Turn 5
11.16.52	87 R. GARDNER	#87 Lap Time Cancelled [2'01.614] - Yellow Flag - Turn 5
11.16.55	97 X. VIERGE	#97 Lap Time Cancelled [1'55.332] - Yellow Flag - Turn 5
11.16.58	52 A. DELBIANCO	#52 Lap Time Cancelled [1'57.939] - Yellow Flag - Turn 5
11.17.01	95 T. MACKENZIE	#95 Lap Time Cancelled [1'57.724] - Yellow Flag - Turn 5
11.17.04	7 I. LECUONA	#7 Lap Time Cancelled [2'00.400] - Yellow Flag - Turn 5
11.17.07	65 J. REA	#65 Lap Time Cancelled [2'07.108] - Yellow Flag - Turn 5
11.17.10	55 A. LOCATELLI	#55 Lap Time Cancelled [2'04.794] - Yellow Flag - Turn 5
11.17.13	22 A. LOWES	#22 Lap Time Cancelled [2'06.774] - Yellow Flag - Turn 5
11.17.16	75 I. LOPES	#75 Lap Time Cancelled [2'06.016] - Yellow Flag - Turn 5
11.17.19	1 A. BAUTISTA	#1 Lap Time Cancelled [4'33.680] - Yellow Flag - Turn 5
11.17.22	28 B. RAY	#28 Lap Time Cancelled [1'56.647] - Yellow Flag - Turn 5
11.17.25	87 R. GARDNER	#87 Lap Time Cancelled [2'01.614] - Yellow Flag - Turn 5
11.17.28	97 X. VIERGE	#97 Lap Time Cancelled [1'55.332] - Yellow Flag - Turn 5
11.17.31	52 A. DELBIANCO	#52 Lap Time Cancelled [1'57.939] - Yellow Flag - Turn 5
11.17.34	95 T. MACKENZIE	#95 Lap Time Cancelled [1'57.724] - Yellow Flag - Turn 5
11.17.37	7 I. LECUONA	#7 Lap Time Cancelled [2'00.400] - Yellow Flag - Turn 5
11.17.40	65 J. REA	#65 Lap Time Cancelled [2'07.108] - Yellow Flag - Turn 5
11.17.43	55 A. LOCATELLI	#55 Lap Time Cancelled [2'04.794] - Yellow Flag - Turn 5
11.17.46	22 A. LOWES	#22 Lap Time Cancelled [2'06.774] - Yellow Flag - Turn 5
11.17.49	75 I. LOPES	#75 Lap Time Cancelled [2'06.016] - Yellow Flag - Turn 5
11.17.52	1 A. BAUTISTA	#1 Lap Time Cancelled [4'33.680] - Yellow Flag - Turn 5
11.17.55	28 B. RAY	#28 Lap Time Cancelled [1'56.647] - Yellow Flag - Turn 5
11.22.03	7 I. LECUONA	#7 Lap Time Cancelled [2'01.236] - Yellow Flag - Turn 6
11.22.06	65 J. REA	#65 Lap Time Cancelled [1'57.766] - Yellow Flag - Turn 6
11.22.09	55 A. LOCATELLI	#55 Lap Time Cancelled [1'55.397] - Yellow Flag - Turn 6
11.22.12	1 A. BAUTISTA	#1 Lap Time Cancelled [1'57.722] - Yellow Flag - Turn 6
11.22.15	65 J. REA	#65 Lap Time Cancelled [1'57.766] - Yellow Flag - Turn 6-7
11.22.18	55 A. LOCATELLI	#55 Lap Time Cancelled [1'55.397] - Yellow Flag - Turn 6-7
11.22.21	87 R. GARDNER	#87 Lap Time Cancelled [2'57.248] - Yellow Flag - Turn 6-7
11.22.24	1 A. BAUTISTA	#1 Lap Time Cancelled [1'57.722] - Yellow Flag - Turn 6-7
11.22.27	75 I. LOPES	#75 Lap Time Cancelled [2'01.765] - Yellow Flag - Turn 6-7
11.22.30	97 X. VIERGE	#97 Lap Time Cancelled [1'55.332] - Yellow Flag - Turn 4
11.22.33	52 A. DELBIANCO	#52 Lap Time Cancelled [1'57.939] - Yellow Flag - Turn 4
11.23.00		End of Session

Start 11:00 End 11:19 The results are provisional until the end of the time limit for protests and appeals and the completion of the technical checks.

These data/results cannot be reproduced, stored and/or transmitted in whole or in part by any manner of electronic, mechanical, photocopying, recording, broadcasting or otherwise now known or herein after developed without the previous express consent by the copyright owner, except for reproduction in daily press and regular printed publications on sale to the public within 60 days of the event related to those data/results and always provided that copyright symbol appears together as follows below.

© DORNA WSBK ORGANIZATION Srl 2024

Motul French Round, 6-8 September 2024

Results Tissot Superspole

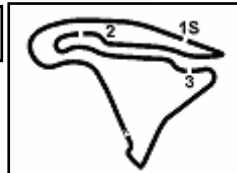
Fastest Laps Sequence

No.	Rider	Nat	Team	Bike	Local Time	Time	Gap	Avg
9	D. PETRUCCI	ITA	Barni Spark Racing Team	Ducati Panigale V4R	11:03'56.385	1'54.811		138,311
22	A. LOWES	GBR	Kawasaki Racing Team WorldSBK	Kawasaki ZX-10RR	11:04'28.938	1'54.167	-0.644	139,091
60	M. VAN DER MARK	NED	ROKIT BMW Motorrad WorldSBK Team	BMW M 1000 RR	11:05'56.076	1'53.948	-0.219	139,358
60	M. VAN DER MARK	NED	ROKIT BMW Motorrad WorldSBK Team	BMW M 1000 RR	11:07'49.575	1'53.499	-0.449	139,910
45	S. REDDING	GBR	Bonovo Action BMW	BMW M 1000 RR	11:07'50.747	1'52.799	-0.700	140,778
11	N. BULEGA	ITA	Aruba.it Racing - Ducati	Ducati Panigale V4R	11:08'00.062	1'52.718	-0.081	140,879
22	A. LOWES	GBR	Kawasaki Racing Team WorldSBK	Kawasaki ZX-10RR	11:10'19.289	1'51.946	-0.772	141,851

07/09/2024 Start End The results are provisional until the end of the time limit for protests and appeals
 11:00 11:19 and the completion of the technical checks.

These data/results cannot be reproduced, stored and/or transmitted in whole or in part by any manner of electronic, mechanical, photocopying, recording, broadcasting or otherwise now known or herein after developed without the previous express consent by the copyright owner, except for reproduction in daily press and regular printed publications on sale to the public within 60 days of the event related to those data/results and always provided that copyright symbol appears together as follows below.

© DORNA WSBK ORGANIZATION Srl 2024



Magny-Cours 4.411 m

Motul French Round, 6-8 September 2024

Best Sectors & Speed Tissot Superpole

BEST LAP

1	22 A. LOWES	Kawasaki ZX-10RR	1'51.946
2	11 N. BULEGA	Ducati Panigale V4R	1'52.718
3	45 S. REDDING	BMW M 1000 RR	1'52.799
4	31 G. GERLOFF	BMW M 1000 RR	1'53.027
5	60 M. VAN DER MARK	BMW M 1000 RR	1'53.479
6	97 X. VIERGE	Honda CBR1000 RR-R	1'53.834
7	47 A. BASSANI	Kawasaki ZX-10RR	1'53.889
8	65 J. REA	Yamaha YZF R1	1'54.176
9	55 A. LOCATELLI	Yamaha YZF R1	1'54.478
10	9 D. PETRUCCI	Ducati Panigale V4R	1'54.811
11	95 T. MACKENZIE	Honda CBR1000 RR-R	1'54.887
12	28 B. RAY	Yamaha YZF R1	1'54.968
13	87 R. GARDNER	Yamaha YZF R1	1'55.993
14	29 A. IANNONE	Ducati Panigale V4R	1'56.101
15	21 M. RINALDI	Ducati Panigale V4R	1'56.144
16	5 P. OETTL	Yamaha YZF R1	1'56.583
17	1 A. BAUTISTA	Ducati Panigale V4R	1'56.630
18	52 A. DELBIANCO	Yamaha YZF R1	1'57.477
19	7 I. LECUONA	Honda CBR1000 RR-R	1'58.699
20	14 S. LOWES	Ducati Panigale V4R	2'01.867
21	53 T. RABAT	Kawasaki ZX-10RR	2'02.211
22	75 I. LOPES	Honda CBR1000 RR-R	2'02.236

SPEED

1	9 D. PETRUCCI	Ducati Panigale V4R	274,8
2	31 G. GERLOFF	BMW M 1000 RR	262,8
3	97 X. VIERGE	Honda CBR1000 RR-R	262,8
4	22 A. LOWES	Kawasaki ZX-10RR	260,9
5	11 N. BULEGA	Ducati Panigale V4R	260,2
6	14 S. LOWES	Ducati Panigale V4R	259,6
7	65 J. REA	Yamaha YZF R1	257,8
8	21 M. RINALDI	Ducati Panigale V4R	252,3
9	52 A. DELBIANCO	Yamaha YZF R1	250,0
10	5 P. OETTL	Yamaha YZF R1	248,3
11	53 T. RABAT	Kawasaki ZX-10RR	247,7
12	60 M. VAN DER MARK	BMW M 1000 RR	246,0
13	95 T. MACKENZIE	Honda CBR1000 RR-R	245,5
14	47 A. BASSANI	Kawasaki ZX-10RR	244,9
15	55 A. LOCATELLI	Yamaha YZF R1	244,9
16	87 R. GARDNER	Yamaha YZF R1	242,7
17	28 B. RAY	Yamaha YZF R1	242,2
18	29 A. IANNONE	Ducati Panigale V4R	235,8
19	1 A. BAUTISTA	Ducati Panigale V4R	231,3
20	45 S. REDDING	BMW M 1000 RR	229,3
21	7 I. LECUONA	Honda CBR1000 RR-R	224,1
22	75 I. LOPES	Honda CBR1000 RR-R	209,3

SEG. 1

1	11 N. BULEGA	33.146
2	22 A. LOWES	33.229
3	9 D. PETRUCCI	33.399
4	45 S. REDDING	33.456
5	31 G. GERLOFF	33.463
6	55 A. LOCATELLI	33.523
7	65 J. REA	33.569
8	97 X. VIERGE	33.571
9	60 M. VAN DER MARK	33.581
10	14 S. LOWES	33.597
11	87 R. GARDNER	33.715
12	95 T. MACKENZIE	33.768
13	1 A. BAUTISTA	33.825
14	29 A. IANNONE	33.948
15	47 A. BASSANI	33.984
16	28 B. RAY	33.994
17	5 P. OETTL	34.093
18	21 M. RINALDI	34.119
19	52 A. DELBIANCO	34.628
20	53 T. RABAT	34.922
21	7 I. LECUONA	35.059
22	75 I. LOPES	35.581

SEG. 2

1	11 N. BULEGA	24.542
2	31 G. GERLOFF	24.580
3	22 A. LOWES	24.725
4	97 X. VIERGE	24.772
5	14 S. LOWES	24.951
6	9 D. PETRUCCI	24.975
7	28 B. RAY	25.023
8	65 J. REA	25.029
9	87 R. GARDNER	25.075
10	47 A. BASSANI	25.091
11	45 S. REDDING	25.092
12	60 M. VAN DER MARK	25.148
13	29 A. IANNONE	25.310
14	55 A. LOCATELLI	25.311
15	21 M. RINALDI	25.332
16	95 T. MACKENZIE	25.422
17	52 A. DELBIANCO	25.596
18	5 P. OETTL	25.774
19	1 A. BAUTISTA	25.815
20	7 I. LECUONA	26.209
21	53 T. RABAT	26.238
22	75 I. LOPES	27.074

SEG. 3

1	45 S. REDDING	25.615
2	22 A. LOWES	25.692
3	60 M. VAN DER MARK	25.742
4	11 N. BULEGA	25.878
5	47 A. BASSANI	25.900
6	31 G. GERLOFF	25.914
7	14 S. LOWES	26.030
8	65 J. REA	26.062
9	97 X. VIERGE	26.100
10	87 R. GARDNER	26.254
11	95 T. MACKENZIE	26.282
12	55 A. LOCATELLI	26.295
13	21 M. RINALDI	26.480
14	9 D. PETRUCCI	26.562
15	1 A. BAUTISTA	26.609
16	29 A. IANNONE	26.611
17	5 P. OETTL	26.620
18	28 B. RAY	26.637
19	52 A. DELBIANCO	26.990
20	7 I. LECUONA	27.036
21	53 T. RABAT	27.486
22	75 I. LOPES	27.877

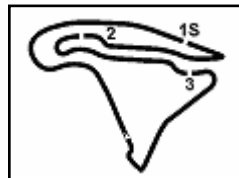
SEG. 4

1	22 A. LOWES	28.288
2	45 S. REDDING	28.620
3	47 A. BASSANI	28.678
4	60 M. VAN DER MARK	28.737
5	65 J. REA	28.797
6	31 G. GERLOFF	28.930
7	55 A. LOCATELLI	29.111
8	11 N. BULEGA	29.135
9	97 X. VIERGE	29.197
10	28 B. RAY	29.307
11	95 T. MACKENZIE	29.415
12	9 D. PETRUCCI	29.474
13	87 R. GARDNER	29.487
14	29 A. IANNONE	29.553
15	1 A. BAUTISTA	29.619
16	21 M. RINALDI	29.665
17	5 P. OETTL	29.736
18	52 A. DELBIANCO	30.122
19	14 S. LOWES	30.188
20	7 I. LECUONA	30.254
21	75 I. LOPES	31.218
22	53 T. RABAT	31.509

07/09/2024

These data/results cannot be reproduced, stored and/or transmitted in whole or in part by any manner of electronic, mechanical, photocopying, recording, broadcasting or otherwise now known or herein after developed without the previous express consent by the copyright owner, except for reproduction in daily press and regular printed publications on sale to the public within 60 days of the event related to those data/results and always provided that copyright symbol appears together as follows below.

© DORNA WSBK ORGANIZATION Srl 2024



Magny-Cours 4.411 m

Motul French Round, 6-8 September 2024

Ideal Times Tissot Superpole

No.	Rider	Nat	Bike	Seg. 1	Seg. 2	Seg. 3	Seg. 4	Ideal Time		
				Diff. 1	Diff. 2	Diff. 3	Diff. 4	Best Lap	Pos.	Diff.
1	22 A. LOWES	GBR	Kawasaki ZX-10RR	33.229 +0.012	24.725	25.692	28.288	1'51.934 1'51.946	1	0.012
2	11 N. BULEGA	ITA	Ducati Panigale V4R	33.146 +0.017	24.542	25.878	29.135	1'52.701 1'52.718	2	0.017
3	45 S. REDDING	GBR	BMW M1000 RR	33.456	25.092 +0.016	25.615	28.620	1'52.783 1'52.799	3	0.016
4	31 G. GERLOFF	USA	BMW M1000 RR	33.463 +0.140	24.580	25.914	28.930	1'52.887 1'53.027	4	0.140
5	60 M. VAN DER MARK	NED	BMW M1000 RR	33.581 +0.192	25.148 +0.011	25.742 +0.068	28.737	1'53.208 1'53.479	5	0.271
6	65 J. REA	GBR	Yamaha YZF R1	33.569 +0.463	25.029 +0.092	26.062 +0.164	28.797	1'53.457 1'54.176	8	0.719
7	97 X. VIERGE	ESP	Honda CBR1000 RR-R	33.571 +0.194	24.772	26.100	29.197	1'53.640 1'53.834	6	0.194
8	47 A. BASSANI	ITA	Kawasaki ZX-10RR	33.984 +0.011	25.091	25.900 +0.225	28.678	1'53.653 1'53.889	7	0.236
9	55 A. LOCATELLI	ITA	Yamaha YZF R1	33.523 +0.173	25.311 +0.009	26.295 +0.056	29.111	1'54.240 1'54.478	9	0.238
10	9 D. PETRUCCI	ITA	Ducati Panigale V4R	33.399 +0.401	24.975	26.562	29.474	1'54.410 1'54.811	10	0.401
11	87 R. GARDNER	AUS	Yamaha YZF R1	33.715 +0.689	25.075 +0.576	26.254 +0.197	29.487	1'54.531 1'55.993	13	1.462
12	14 S. LOWES	GBR	Ducati Panigale V4R	33.597 +1.592	24.951 +5.061	26.030 +0.448	30.188	1'54.766 2'01.867	20	7.101
13	95 T. MACKENZIE	GBR	Honda CBR1000 RR-R	33.768	25.422	26.282	29.415	1'54.887 1'54.887	11	
14	28 B. RAY	GBR	Yamaha YZF R1	33.994	25.023	26.637	29.307 +0.007	1'54.961 1'54.968	12	0.007
15	29 A. IANNONE	ITA	Ducati Panigale V4R	33.948 +0.564	25.310 +0.115	26.611	29.553	1'55.422 1'56.101	14	0.679
16	21 M. RINALDI	ITA	Ducati Panigale V4R	34.119 +0.315	25.332 +0.233	26.480	29.665	1'55.596 1'56.144	15	0.548
17	1 A. BAUTISTA	ESP	Ducati Panigale V4R	33.825 +0.752	25.815 +0.010	26.609	29.619	1'55.868 1'56.630	17	0.762
18	5 P. OETTL	GER	Yamaha YZF R1	34.093 +0.360	25.774	26.620	29.736	1'56.223 1'56.583	16	0.360
19	52 A. DELBIANCO	ITA	Yamaha YZF R1	34.628	25.596 +0.132	26.990	30.122 +0.009	1'57.336 1'57.477	18	0.141
20	7 I. LECUONA	ESP	Honda CBR1000 RR-R	35.059 +0.141	26.209	27.036	30.254	1'58.558 1'58.699	19	0.141
21	53 T. RABAT	ESP	Kawasaki ZX-10RR	34.922 +1.676	26.238 +0.068	27.486 +0.312	31.509	2'00.155 2'02.211	21	2.056
22	75 I. LOPES	POR	Honda CBR1000 RR-R	35.581 +0.486	27.074	27.877	31.218	2'01.750 2'02.236	22	0.486
Overall Ideal Time				33.146	24.542	25.615	28.288	1'51.591		

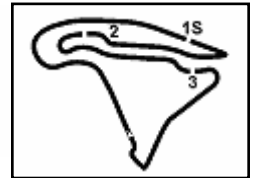
07/09/2024

These data/results cannot be reproduced, stored and/or transmitted in whole or in part by any manner of electronic, mechanical, photocopying, recording, broadcasting or otherwise now known or herein after developed without the previous express consent by the copyright owner, except for reproduction in daily press and regular printed publications on sale to the public within 60 days of the event related to those data/results and always provided that copyright symbol appears together as follows below.

© DORNA WSBK ORGANIZATION Srl 2024

FIGR PERUGIA TIMING





Motul French Round, 6-8 September 2024

Chronological Analysis Tissot Superpole

1° 22 A. LOWES [1'51.946]							
Lap	Seg1	Seg2	Seg3	Seg4	Lap Time	km/h	Local Time
1		25.760	39.639	30.335		241,1	
2	34.057	25.037	26.260	28.813	1'54.167	249,4	11:04'28.938
3	33.557	26.808	27.212	30.132	1'57.709C	224,1	11:06'26.647
4	33.229	30.541	27.609	29.317	2'00.696C	260,9	11:08'27.343
5	33.241	24.725	25.692	28.288	1'51.946	244,3	11:10'19.289
6	35.672	30.414	28.021	32.667	2'06.774CP	218,6	11:12'26.063
7	1'19.420	26.787	27.298	30.328	2'43.833P	234,3	11:15'09.896

2° 11 N. BULEGA [1'52.718]							
Lap	Seg1	Seg2	Seg3	Seg4	Lap Time	km/h	Local Time
1		27.150	28.285	30.952		213,0	
2	34.329	25.413	26.337	29.799	1'55.878	239,5	11:04'12.887
3	33.738	25.152	26.271	29.296	1'54.457C	248,3	11:06'07.344
4	33.163	24.542	25.878	29.135	1'52.718	260,2	11:08'00.062
5	33.152	24.759	26.109	29.315	1'53.335	254,7	11:09'53.397
6	33.146	1'22.867	34.898	36.326	3'07.237CP	249,4	11:13'00.634

3° 45 S. REDDING [1'52.799]							
Lap	Seg1	Seg2	Seg3	Seg4	Lap Time	km/h	Local Time
1		26.875	27.177	30.643		198,5	
2	34.804	25.712	26.271	29.355	1'56.142	213,4	11:04'03.435
3	33.712	25.619	26.015	29.167	1'54.513C	228,3	11:05'57.948
4	33.456	25.108	25.615	28.620	1'52.799	229,3	11:07'50.747
5	33.546	26.585	28.090	32.012	2'00.233	225,5	11:09'50.980
6	33.509	25.292	26.065	31.249	1'56.115C	225,0	11:11'47.095
7	33.745	25.092	25.861	28.878	1'53.576	229,3	11:13'40.671
8	33.955	25.397	26.142	28.931	1'54.425	224,5	11:15'35.096

4° 31 G. GERLOFF [1'53.027]							
Lap	Seg1	Seg2	Seg3	Seg4	Lap Time	km/h	Local Time
1		26.912	28.141	31.111		209,3	
2	35.142	25.819	26.695	30.025	1'57.681	236,3	11:04'04.013
3	34.096	25.635	26.323	29.952	1'56.006C	224,1	11:06'00.019
4	33.753	25.871	26.158	29.165	1'54.947	255,3	11:07'54.966
5	33.637	25.143	26.169	29.247	1'54.196	248,3	11:09'49.162
6	33.749	25.261	26.398	29.803	1'55.211C	249,4	11:11'44.373
7	33.463	24.720	26.030	28.965	1'53.178	259,6	11:13'37.551
8	33.603	24.580	25.914	28.930	1'53.027	262,8	11:15'30.578

5° 60 M. VAN DER MARK [1'53.479]							
Lap	Seg1	Seg2	Seg3	Seg4	Lap Time	km/h	Local Time
1		27.071	27.966	31.358		213,4	
2	34.404	25.640	26.246	29.127	1'55.417	238,4	11:04'02.128
3	33.634	25.404	25.793	29.117	1'53.948	239,5	11:05'56.076
4	33.581	25.309	25.742	28.867	1'53.499	246,0	11:07'49.575
5	35.016	26.829	26.582	31.685	2'00.112	226,4	11:09'49.687
6	34.343	25.626	26.771	29.430	1'56.170C	235,8	11:11'45.857
7	33.773	25.159	25.810	28.737	1'53.479	234,8	11:13'39.336
8	33.719	25.148	26.044	28.825	1'53.736	238,9	11:15'33.072

6° 97 X. VIERGE [1'53.834]							
Lap	Seg1	Seg2	Seg3	Seg4	Lap Time	km/h	Local Time
1		28.038	27.854	31.289		185,9	
2	36.490	26.514	26.910	30.260	2'00.174	215,1	11:04'19.180
3	34.172	25.981	26.437	29.764	1'56.354C	237,9	11:06'15.534
4	33.904	25.483	26.411	29.562	1'55.360	254,7	11:08'10.894
5	33.571	25.361	26.409	29.710	1'55.051	257,8	11:10'05.945
6	33.734	25.354	26.426	29.818	1'55.332C	255,3	11:12'01.277
7	33.629	25.408	26.439	29.250	1'54.726	255,9	11:13'56.003
8	33.765	24.772	26.100	29.197	1'53.834	262,8	11:15'49.837

7° 47 A. BASSANI [1'53.889]							
Lap	Seg1	Seg2	Seg3	Seg4	Lap Time	km/h	Local Time
1		26.971	28.265	30.989		206,9	
2	34.666	25.156	26.568	29.423	1'55.813	234,3	11:04'12.982
3	34.424	25.710	26.381	29.296	1'55.811C	213,9	11:06'08.793
4	33.984	25.111	26.082	29.266	1'54.443	234,3	11:08'03.236
5	34.263	25.327	25.900	28.963	1'54.453	243,8	11:09'57.689
6	34.380	25.568	26.973	28.907	1'55.828C	231,8	11:11'53.517
7	33.995	25.091	26.125	28.678	1'53.889	244,9	11:13'47.406
8	34.086	25.657	27.047	29.676	1'56.466	239,5	11:15'43.872

8° 65 J. REA [1'54.176]							
Lap	Seg1	Seg2	Seg3	Seg4	Lap Time	km/h	Local Time
1		25.900	34.171	29.453		237,4	
2	34.299	25.029	26.689	29.162	1'55.179	257,1	11:04'26.474
3	34.036	26.362	31.034	31.175	2'02.607C	251,2	11:06'29.081
4	34.231	25.649	26.492	29.548	1'55.920C	254,7	11:08'25.001
5	34.032	25.121	26.226	28.797	1'54.176	256,5	11:10'19.177
6	34.433	29.887	30.525	32.263	2'07.108C	215,6	11:12'26.285
7	33.813	25.425	26.062	29.067	1'54.367	241,1	11:14'20.652
8	33.569	25.262	28.101	30.834	1'57.766C	257,8	11:16'18.418

9° 55 A. LOCATELLI [1'54.478]							
Lap	Seg1	Seg2	Seg3	Seg4	Lap Time	km/h	Local Time
1		26.498	28.682	32.896		221,8	
2	34.198	25.311	26.536	29.245	1'55.290	232,8	11:04'27.424
3	33.698	26.293	27.963	32.115	2'00.069C	222,7	11:06'27.493
4	33.646	28.614	26.600	29.542	1'58.402C	231,8	11:08'25.895
5	33.696	25.320	26.351	29.111	1'54.478	236,8	11:10'20.373
6	34.023	28.249	31.006	31.516	2'04.794C	220,4	11:12'25.167
7	33.523	25.571	26.295	30.878	1'56.267	242,2	11:14'21.434
8	33.571	25.703	26.584	29.539	1'55.397C	244,9	11:16'16.831

10° 9 D. PETRUCCI [1'54.811]							
Lap	Seg1	Seg2	Seg3	Seg4	Lap Time	km/h	Local Time
1		25.771	27.142	30.354		252,3	
2	33.800	24.975	26.562	29.474	1'54.811	264,1	11:03'56.385
3	33.399	1'02.613	30.212	34.003	2'40.227P	274,8	11:06'36.612
4	5'03.569	26.123	27.856	31.186	6'28.734P	241,6	11:13'05.346
5	34.361	25.472	27.251	30.334	1'57.418	248,3	11:15'02.764

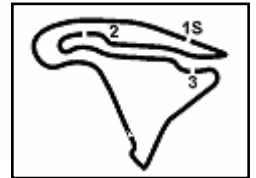
11° 95 T. MACKENZIE [1'54.887]							
Lap	Seg1	Seg2	Seg3	Seg4	Lap Time	km/h	Local Time
1		27.810	27.549	31.228		191,5	
2	35.650	26.800	27.558	30.067	2'00.075	194,9	11:04'21.580
3	34.509	26.533	26.807	30.133	1'57.982C	207,3	11:06'19.562
4	34.076	26.208	26.541	29.803	1'56.628	221,8	11:08'16.190
5	34.151	26.141	26.796	29.922	1'57.010	223,1	11:10'13.200
6	34.435	26.878	26.652	29.759	1'57.724C	201,1	11:12'10.924
7	34.016	25.787	26.494	30.005	1'56.302	226,4	11:14'07.226
8	33.768	25.422	26.282	29.415	1'54.887	245,5	11:16'02.113

12° 28 B. RAY [1'54.968]							
Lap	Seg1	Seg2	Seg3	Seg4	Lap Time	km/h	Local Time
1		27.322	28.395	30.944		213,0	
2	35.576	26.434	27.322	30.215	1'59.547	214,3	11:05'10.722
3	34.599	25.951	26.826	29.654	1'57.030	224,1	11:07'07.752
4	34.385	26.075	26.893	29.553	1'56.906C	223,1	11:09'04.658
5	34.313	25.997	26.836	29.489	1'56.635C	221,3	11:11'01.293
6	34.179	25.717	27.013	29.738	1'56.647C	236,8	11:12'57.940

07/09/2024 P = Pits In/Out - C = Lap Time Cancelled

These data/results cannot be reproduced, stored and/or transmitted in whole or in part by any manner of electronic, mechanical, photocopying, recording, broadcasting or otherwise now known or herein after developed without the previous express consent by the copyright owner, except for reproduction in daily press and regular printed publications on sale to the public within 60 days of the event related to those data/results and always provided that copyright symbol appears together as follows below.

© DORNA WSBK ORGANIZATION Srl 2024



7	34.111	25.515	26.711	29.307	1'55.644	234,3	11:14'53.584	7	38.604	26.432	27.462	31.070	2'03.568	235,8	11:14'07.591
8	33.994	25.023	26.637	29.314	1'54.968	242,2	11:16'48.552	8	35.424	26.628	27.555	30.294	1'59.901	234,8	11:16'07.492

13° 87 R. GARDNER [1'55.993]							
Lap	Seg1	Seg2	Seg3	Seg4	Lap Time	km/h	Local Time
1		26.573	27.969	35.489		212,2	
2	34.404	25.651	26.451	29.487	1'55.993	237,4	11:04'12.350
3	34.247	25.777	26.543	29.634	1'56.201C	228,8	11:06'08.551
4	33.938	25.244	28.079	29.678	1'56.939	242,7	11:08'05.490
5	34.112	25.645	26.254	30.189	1'56.200	240,5	11:10'01.690
6	33.909	26.866	27.109	33.730	2'01.614C	237,4	11:12'03.304
7	34.972	25.075	26.314	29.952	1'56.313	241,6	11:13'59.617
8	33.715			36.154	2'57.248CP	225,5	11:16'56.865

19° 7 I. LECUONA [1'58.699]							
Lap	Seg1	Seg2	Seg3	Seg4	Lap Time	km/h	Local Time
1		29.231	29.482	32.330		184,9	
2	37.005	26.417	27.710	30.917	2'02.049	223,1	11:04'20.246
3	35.580	26.320	27.311	32.305	2'01.516CP	212,2	11:06'21.762
4	2'30.637	26.636	27.883	30.804	3'55.960P	216,9	11:10'17.722
5	35.600	26.355	27.788	30.657	2'00.400C	214,7	11:12'18.122
6	35.200	26.209	27.036	30.254	1'58.699	223,1	11:14'16.821
7	35.059	25.948	28.693	31.536	2'01.236C	224,1	11:16'18.057

14° 29 A. IANNONE [1'56.101]							
Lap	Seg1	Seg2	Seg3	Seg4	Lap Time	km/h	Local Time
1		29.497	29.312	31.578		113,4	
2	35.973	25.908	27.028	30.401	1'59.310	231,8	11:04'17.732
3	34.762	25.855	27.418	30.636	1'58.671C	235,8	11:06'16.403
4	34.512	25.425	26.611	29.553	1'56.101	225,0	11:08'12.504
5	33.948	26.273	30.751	32.815	2'03.787P	235,3	11:10'16.291
6	1'24.741	25.869	28.076	31.652	2'50.338P	220,4	11:13'06.629
7	34.254	25.310	26.749	30.105	1'56.418	230,8	11:15'03.047

20° 14 S. LOWES [2'01.867]							
Lap	Seg1	Seg2	Seg3	Seg4	Lap Time	km/h	Local Time
1		26.954	28.083	31.780		220,9	
2	35.189	30.012	26.478	30.188	2'01.867	200,4	11:04'22.816
3	33.967	26.275	26.517	29.653	1'56.412C	210,9	11:06'19.228
4	33.597	24.951	26.030	2'14.263	3'38.841P	259,6	11:09'58.069

21° 53 T. RABAT [2'02.211]							
Lap	Seg1	Seg2	Seg3	Seg4	Lap Time	km/h	Local Time
1		28.804	29.631	33.684		195,3	
2	36.598	26.306	27.798	31.509	2'02.211	237,9	11:04'18.178
3	35.673	26.238	27.486	30.829	2'00.226C	225,5	11:06'18.404
4	34.922					247,7	

15° 21 M. RINALDI [1'56.144]							
Lap	Seg1	Seg2	Seg3	Seg4	Lap Time	km/h	Local Time
1		27.208	35.438	31.148		215,1	
2	34.401	25.526	26.639	30.143	1'56.709	252,3	11:04'47.987
3	34.434	25.565	26.480	29.665	1'56.144	249,4	11:06'44.131
4	34.252	25.957	26.407	31.661	1'58.277C	233,3	11:08'42.408
5	34.119	25.332				242,7	

22° 75 I. LOPES [2'02.236]							
Lap	Seg1	Seg2	Seg3	Seg4	Lap Time	km/h	Local Time
1		28.188	29.044	37.977		180,9	
2	39.140	27.683	28.843	32.176	2'07.842	192,2	11:04'24.244
3	36.805	27.397	28.650	31.855	2'04.707C	209,3	11:06'28.951
4	36.058	27.285	28.480	31.555	2'03.378C	202,6	11:08'32.329
5	35.950	27.221	28.219	35.021	2'06.411	206,9	11:10'38.740
6	37.581	27.820	28.608	32.007	2'06.016C	200,7	11:12'44.756
7	36.067	27.074	27.877	31.218	2'02.236	201,5	11:14'46.992
8	35.581	27.075	27.913	31.196	2'01.765C	203,4	11:16'48.757

16° 5 P. OETTL [1'56.583]							
Lap	Seg1	Seg2	Seg3	Seg4	Lap Time	km/h	Local Time
1		27.371	28.568	31.425		218,6	
2	34.758	26.287	26.921	30.190	1'58.156	219,1	11:04'05.321
3	34.417	25.844	26.987	30.828	1'58.076C	236,3	11:06'03.397
4	34.093	26.100	26.654	30.255	1'56.872	228,8	11:08'00.269
5	34.453	25.774	26.620	29.736	1'56.583	223,1	11:09'56.852
6	34.270	26.305	27.179	30.094	1'57.848C	236,8	11:11'54.700
7	34.530	25.909	27.410	30.001	1'57.850	248,3	11:13'52.550
8	40.265	27.320	28.054	30.795	2'06.434	232,8	11:15'58.984

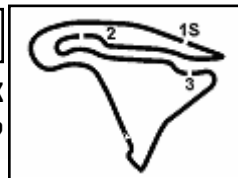
17° 1 A. BAUTISTA [1'56.630]							
Lap	Seg1	Seg2	Seg3	Seg4	Lap Time	km/h	Local Time
1		27.503	28.044	30.638		204,2	
2	34.577	25.825	26.609	29.619	1'56.630	228,3	11:04'11.774
3	33.825	25.901	26.644	29.585	1'55.955C	231,3	11:06'07.729
4	39.096	26.047	26.639	31.833	2'03.615P	199,6	11:08'11.344
5	3'09.510	26.462	27.480	30.228	4'33.680CP	209,7	11:12'45.024
6	34.585	25.815	26.866	29.739	1'57.005	230,3	11:14'42.029
7	34.486	26.046	27.224	29.966	1'57.722C	227,8	11:16'39.751

18° 52 A. DELBIANCO [1'57.477]							
Lap	Seg1	Seg2	Seg3	Seg4	Lap Time	km/h	Local Time
1		28.183	28.767	31.696		187,5	
2	35.696	26.310	27.512	30.661	2'00.179	241,1	11:04'12.144
3	35.091	26.349	27.238	30.085	1'58.763C	216,0	11:06'10.907
4	34.724	25.596	27.258	30.122	1'57.700	250,0	11:08'08.607
5	34.628	25.728	26.990	30.131	1'57.477	247,7	11:10'06.084
6	34.727	25.922	27.022	30.268	1'57.939C	234,8	11:12'04.023

07/09/2024 P = Pits In/Out - C = Lap Time Cancelled

These data/results cannot be reproduced, stored and/or transmitted in whole or in part by any manner of electronic, mechanical, photocopying, recording, broadcasting or otherwise now known or herein after developed without the previous express consent by the copyright owner, except for reproduction in daily press and regular printed publications on sale to the public within 60 days of the event related to those data/results and always provided that copyright symbol appears together as follows below.

© DORNA WSBK ORGANIZATION Srl 2024



Magny-Cours 4.411 m

Motul French Round, 6-8 September 2024

Best Laps & Speeds

No.	Rider	Nat	Best Lap		FP1		FP2		FP3		SP	
			LL	SPD	LL	SPD	LL	SPD	LL	SPD	LL	SPD
1	60 M. VAN DER MARK BMW M 1000 RR	NED	1'36.010 48 296,7		1'37.016 19 296,7		1'36.010 22 296,7			212,6	7 246,0	
2	11 N. BULEGA Ducati Panigale V4R	ITA	1'36.159 47 297,5		1'37.036 20 297,5		1'36.159 20 294,3		1'51.711 2 268,0		1'52.718 5 260,2	
3	54 T. RAZGATLIOGLU BMW M 1000 RR	TUR	1'36.347 19 299,2		1'36.347 18 297,5		1 299,2					
4	31 G. GERLOFF BMW M 1000 RR	USA	1'36.390 49 297,5		1'36.700 20 297,5		1'36.390 21 296,7		2'09.784 1 217,7		1'53.027 7 262,8	
5	22 A. LOWES Kawasaki ZX-10RR	GBR	1'36.592 45 294,3		1'37.285 17 294,3		1'36.592 21 292,7		1 248,3		1'51.946 6 260,9	
6	9 D. PETRUCCI Ducati Panigale V4R	ITA	1'36.609 48 296,7		1'37.519 20 293,5		1'36.609 21 296,7		1'48.112 3 279,8		1'54.811 4 274,8	
7	1 A. BAUTISTA Ducati Panigale V4R	ESP	1'36.768 46 300,0		1'37.115 22 300,0		1'36.768 18 297,5		250,0		1'56.630 6 231,3	
8	65 J. REA Yamaha YZF R1	GBR	1'36.778 42 288,8		1'37.424 13 288,8		1'36.778 22 288,8				1'54.176 7 257,8	
9	47 A. BASSANI Kawasaki ZX-10RR	ITA	1'36.870 42 291,9		1'38.450 18 290,3		1'36.870 17 291,9		237,4		1'53.889 7 244,9	
10	55 A. LOCATELLI Yamaha YZF R1	ITA	1'36.888 41 292,7		1'37.977 15 289,5		1'36.888 19 292,7		217,7		1'54.478 7 244,9	
11	45 S. REDDING BMW M 1000 RR	GBR	1'36.984 44 294,3		1'37.539 17 293,5		1'36.984 20 294,3				1'52.799 7 229,3	
12	87 R. GARDNER Yamaha YZF R1	AUS	1'36.994 49 291,9		1'38.258 17 291,1		1'36.994 22 291,9		1'51.677 3 252,3		1'55.993 7 242,7	
13	21 M. RINALDI Ducati Panigale V4R	ITA	1'37.011 36 291,1		1'37.631 19 291,1		1'37.011 11 287,2		1'47.985 3 255,9		1'56.144 3 252,3	
14	14 S. LOWES Ducati Panigale V4R	GBR	1'37.066 42 290,3		1'38.527 18 290,3		1'37.066 21 289,5		200,7		2'01.867 3 259,6	
15	7 I. LECUONA Honda CBR1000 RR-R	ESP	1'37.104 49 294,3		1'37.801 19 294,3		1'37.104 24 294,3				1'58.699 6 224,1	
16	97 X. VIERGE Honda CBR1000 RR-R	ESP	1'37.308 43 298,3		1'37.905 17 295,9		1'37.308 19 298,3				1'53.834 7 262,8	
17	29 A. IANNONE Ducati Panigale V4R	ITA	1'37.386 44 294,3		1'38.436 20 291,9		1'37.386 18 294,3		187,8		1'56.101 6 235,8	
18	5 P. OETTL Yamaha YZF R1	GER	1'37.459 53 291,9		1'38.143 19 291,9		1'37.459 25 291,1		2 225,0		1'56.583 7 248,3	
19	28 B. RAY Yamaha YZF R1	GBR	1'37.657 41 288,8		1'38.460 15 288,8		1'37.657 19 288,8		185,6		1'54.968 7 242,2	
20	53 T. RABAT Kawasaki ZX-10RR	ESP	1'37.720 43 292,7		1'39.284 19 289,5		1'37.720 20 292,7		2 233,8		2'02.211 2 247,7	
21	52 A. DELBIANCO Yamaha YZF R1	ITA	1'38.011 51 294,3		1'40.067 20 291,1		1'38.011 22 294,3		1'56.551 2 258,4		1'57.477 7 250,0	
22	95 T. MACKENZIE Honda CBR1000 RR-R	GBR	1'38.695 41 291,1		1'39.609 16 289,5		1'38.695 18 291,1		208,1		1'54.887 7 245,5	
23	75 I. LOPES Honda CBR1000 RR-R	POR	1'39.326 46 291,9		1'40.282 14 291,9		1'39.326 22 291,9		2'01.709 3 224,5		2'02.236 7 209,3	

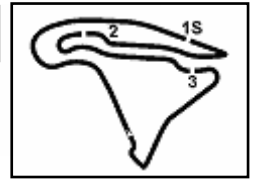
07/09/2024

These data/results cannot be reproduced, stored and/or transmitted in whole or in part by any manner of electronic, mechanical, photocopying, recording, broadcasting or otherwise now known or herein after developed without the previous express consent by the copyright owner, except for reproduction in daily press and regular printed publications on sale to the public within 60 days of the event related to those data/results and always provided that copyright symbol appears together as follows below.

© DORNA WSBK ORGANIZATION Srl 2024

FICR PERUGIA TIMING





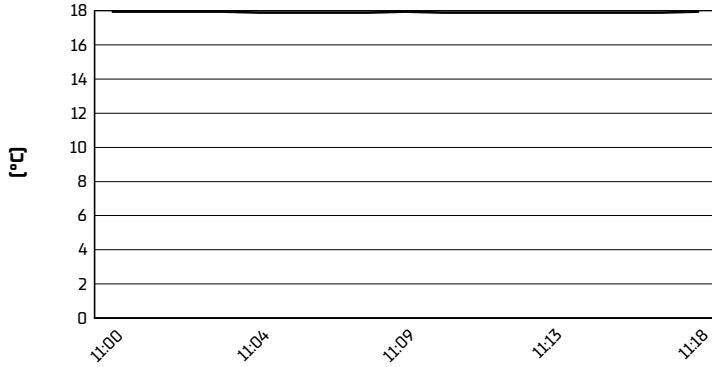
Magny-Cours 4.411 m

Motul French Round, 6-8 September 2024

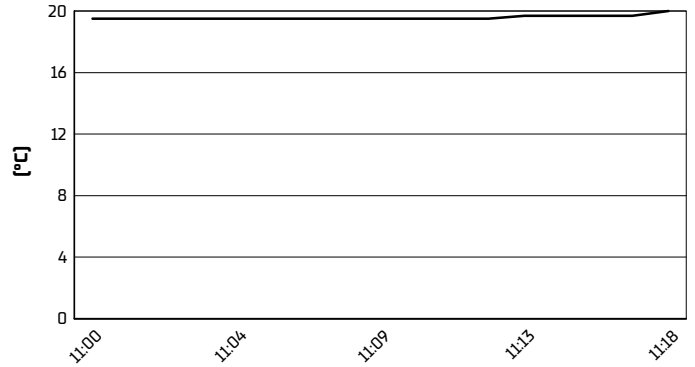
Weather Report Tissot Superpole

Session started 11:00 - Session ended 11:19

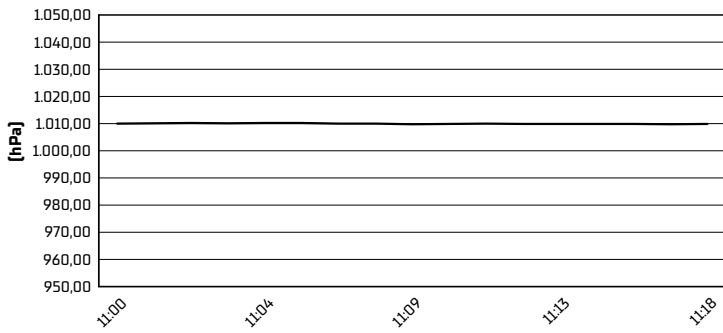
Air Temperature



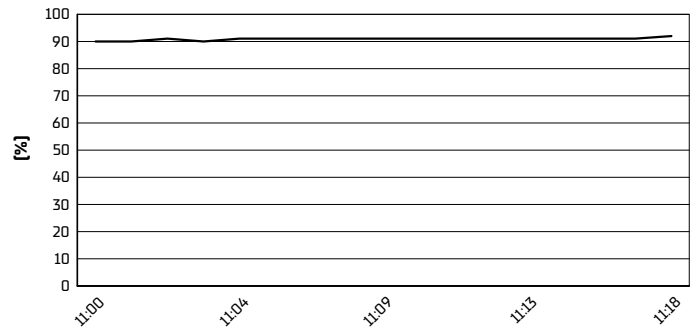
Track Temperature



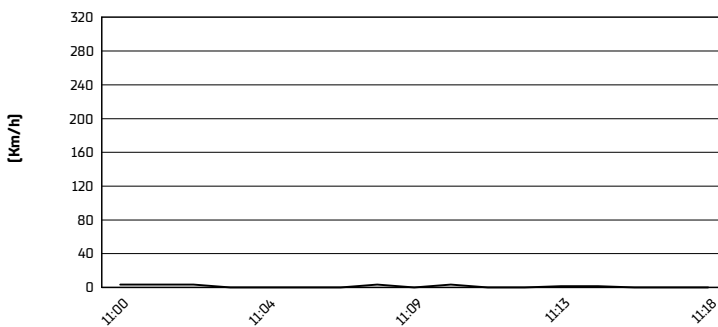
Air Pressure



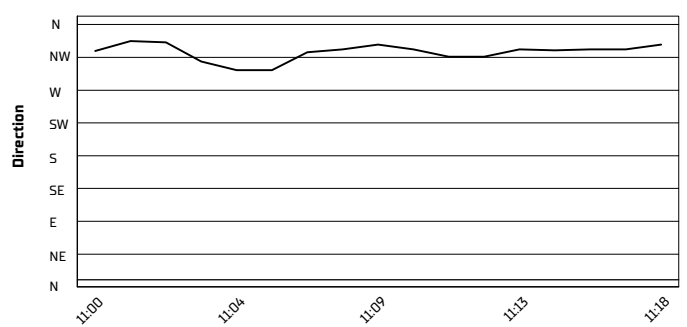
Humidity



Wind Speed



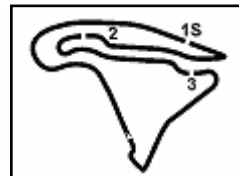
Wind Direction



07/09/2024

These data/results cannot be reproduced, stored and/or transmitted in whole or in part by any manner of electronic, mechanical, photocopying, recording, broadcasting or otherwise now known or herein after developed without the previous express consent by the copyright owner, except for reproduction in daily press and regular printed publications on sale to the public within 60 days of the event related to those data/results and always provided that copyright symbol appears together as follows below.

© DORNA WSBK ORGANIZATION Srl 2024



Magny-Cours 4.411 m

Motul French Round, 6-8 September 2024

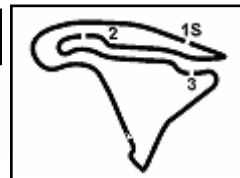
Starting Grid - Race 1 [21 Laps x 4,411 km = 92,631 km]

3	45 REDDING S. BMW 1'52.799	2	11 BULEGA N. Ducati 1'52.718	1	22 LOWES A. Kawasaki 1'51.946	1
6	97 VIERGE X. Honda 1'53.834	5	60 VAN DER MARK M. BMW 1'53.479	4	31 GERLOFF G. BMW 1'53.027	2
9	55 LOCATELLI A. Yamaha 1'54.478	8	65 REA J. Yamaha 1'54.176	7	47 BASSANI A. Kawasaki 1'53.889	3
12	28 RAY B. Yamaha 1'54.968	11	95 MACKENZIE T. Honda 1'54.887	10	9 PETRUCCI D. Ducati 1'54.811	4
15	21 RINALDI M. Ducati 1'56.144	14	29 IANNONE A. Ducati 1'56.101	13	87 GARDNER R. Yamaha 1'55.993	5
18	52 DELBIANCO A. Yamaha 1'57.477	17	1 BAUTISTA A. Ducati 1'56.630	16	5 OETTL P. Yamaha 1'56.583	6
21	53 RABAT T. Kawasaki 2'02.211	20	14 LOWES S. Ducati 2'01.867	19	7 LECUONA I. Honda 1'58.699	7
				22	75 LOPES I. Honda 2'02.236	8

N.54 (Razgatlioglu T.) will not take part in the race. Declared unfit after FP2
 N.7 (Lecuona I.) is allowed to start the race according to Art. 115.6 (FPs)
 N.14 (Lowes S.) is allowed to start the race according to Art. 115.6 (FPs)
 N.53 (Rabat T.) is allowed to start the race according to Art. 115.6 (FPs)
 N.75 (Lopes I.) is allowed to start the race according to Art. 115.6 (FPs)

07/09/2024 The Race Director

These data/results cannot be reproduced, stored and/or transmitted in whole or in part by any manner of electronic, mechanical, photocopying, recording, broadcasting or otherwise now known or herein after developed without the previous express consent by the copyright owner, except for reproduction in daily press and regular printed publications on sale to the public within 60 days of the event related to those data/results and always provided that copyright symbol appears together as follows below. © DORNA WSBK ORGANIZATION Srl 2024



Magny-Cours 4.411 m

Motul French Round, 6-8 September 2024

Tissot Superpole Winners

	2021	2022	2023	2024
01 Phillip Island		Bautista (Esp) Duc 1'29.815 (178,2 Km/h)	Razgatioglu (Tur) Yam 1'29.400 (179,0 Km/h)	Bulega (Ita) Duc 1'27.916 (182,0 Km/h)
02 Barcelona	Sykes (Gbr) Bmw 1'40.408 (165,9 Km/h)	Lecuona (Esp) Hon 1'40.766 (165,3 Km/h)	Bautista (Esp) Duc 1'40.264 (166,1 Km/h)	Razgatioglu (Tur) Bmw 1'39.489 (167,4 Km/h)
03 Assen	Rea (Gbr) Kaw 1'33.842 (174,2 Km/h)	Razgatioglu (Tur) Yam 1'32.934 (175,9 Km/h)	Bautista (Esp) Duc 1'33.542 (174,8 Km/h)	Rea (Gbr) Yam 1'42.650 (159,3 Km/h)
04 Misano	Rea (Gbr) Kaw 1'33.416 (156,5 Km/h)	Bautista (Esp) Duc 1'33.328 (156,6 Km/h)	Bautista (Esp) Duc 1'33.017 (157,1 Km/h)	Razgatioglu (Tur) Bmw 1'32.320 (158,3 Km/h)
05 Donington	Rea (Gbr) Kaw 1'40.101 (113,2 Km/h)	Rea (Gbr) Kaw 1'26.080 (131,7 Km/h)	Rea (Gbr) Kaw 1'26.041 (131,8 Km/h)	Razgatioglu (Tur) Bmw 1'24.629 (134,0 Km/h)
06 Most	Rea (Gbr) Kaw 1'31.684 (165,4 Km/h)	Rea (Gbr) Kaw 1'30.947 (166,7 Km/h)	Razgatioglu (Tur) Yam 1'30.801 (167,0 Km/h)	Razgatioglu (Tur) Bmw 1'30.064 (168,4 Km/h)
07 Portimao	Razgatioglu (Tur) Yam 1'40.219 (165,0 Km/h)	Rea (Gbr) Kaw 1'39.610 (166,0 Km/h)	Rea (Gbr) Kaw 1'39.620 (165,9 Km/h)	Razgatioglu (Tur) Bmw 1'39.783 (165,7 Km/h)
08 Magny-Cours	Rea (Gbr) Kaw 1'35.683 (159,0 Km/h)	Rea (Gbr) Kaw 1'36.124 (158,2 Km/h)	Gerloff (Usa) Bmw 1'35.453 (159,3 Km/h)	Lowes (Gbr) Kaw 1'51.946 (135,9 Km/h)
09 Cremona				
10 Aragon	Rea (Gbr) Kaw 1'48.458 (168,5 Km/h)	Razgatioglu (Tur) Yam 1'48.267 (168,8 Km/h)	Rea (Gbr) Kaw 1'47.973 (169,3 Km/h)	
11 Estoril	Rea (Gbr) Kaw 1'35.876 (157,0 Km/h)	Rea (Gbr) Kaw 1'35.346 (157,9 Km/h)		
12 Jerez	Razgatioglu (Tur) Yam 1'38.512 (161,6 Km/h)		Bautista (Esp) Duc 1'38.635 (161,4 Km/h)	

2024

- 5 T. Razgatioglu
- 1 N. Bulega
- 1 **A. Lowes**
- 1 J. Rea

ALL TIMES

- | | | | |
|-------------------|----------------|-------------------|-------------------|
| 51 T. Sykes | 7 R. Laconi | 2 M. Campbell | 1 P. Goddard |
| 44 J. Rea | 6 C. Crutchlow | 2 A. Gobert | 1 T. Hill |
| 43 T. Corser | 6 J. Kocinski | 2 A. Lowes | 1 S. Hislop |
| 26 T. Bayliss | 5 M. Biaggi | 2 M. Lucchinelli | 1 J. Hopkins |
| 21 C. Fogarty | 5 D. Giugliano | 2 B. Monti | 1 I. Jaitovich |
| 17 D. Polen | 4 S. Guintoli | 2 Y. Nagai | 1 T. Kipp |
| 17 T. Razgatioglu | 4 E. Laverty | 2 M. Neukirchner | 1 L. Lanzi |
| 16 N. Hodgson | 4 M. Melandri | 2 S. Redding | 1 I. Lecuona |
| 15 C. Edwards | 4 F. Merkel | 2 D. Tardozzi | 1 M. Mladin |
| 11 B. Spies | 4 J. Toseland | 2 A. Yanagawa | 1 F. Nieto |
| 10 A. Bautista | 3 L. Haslam | 1 A. Badovini | 1 J. Reynolds |
| 10 C. Checa | 3 Y. Kagayama | 1 N. Bulega | 1 M. Tamada |
| 10 P. Chilli | 3 S. Martin | 1 R. Burnett | 1 M. van der Mark |
| 9 R. Roche | 3 S. Mertens | 1 D. Chandler | 1 A. Vieira |
| 8 G. Falappa | 3 R. Phillis | 1 S. Crafar | 1 R. Xaus |
| 8 S. Russell | 3 J. Smrz | 1 M. Doohan | |
| 8 A. Slight | 3 C. Vermeulen | 1 M. Dowson | |
| 7 C. Davies | 2 L. Baz | 1 M. Fabrizio | |
| 7 N. Haga | 2 B. Bostrom | 1 G. Gerloff | |

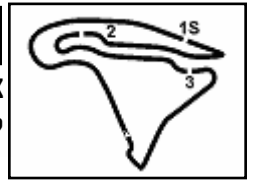
07/09/2024

These data/results cannot be reproduced, stored and/or transmitted in whole or in part by any manner of electronic, mechanical, photocopying, recording, broadcasting or otherwise now known or herein after developed without the previous express consent by the copyright owner, except for reproduction in daily press and regular printed publications on sale to the public within 60 days of the event related to those data/results and always provided that copyright symbol appears together as follows below.

© DORNA WSBK ORGANIZATION Srl 2024

FICR PERUGIA TIMING





Motul French Round, 6-8 September 2024
Tissot Superpole Award

Points	Points From First	Points From Previous	February 25		March 24		April 21		June 16		July 14		July 21		August 11		September 8		September 22		September 29		October 13		October 20		
			PHILIP ISLAND	BARCELONA	ASSEN	MISANO	DONINGTON PARK	MOST	PORTIMAO	MAGNY-COURS	CREMONA CIRCUIT	ARAGON	ESTORIL	JEREZ													
1	RAZGATLIOGLU Toprak (TUR)	140	5	7	12	12	7	1	12	12	12	12	12	12	12												
2	BULEGA Nicolo (ITA)	121	19	12	5	9	6	9	9	9	9	9	9	6	9	6	5	9									
3	LOWES Alex (GBR)	100	40	21	7	12	3	5	5	7	6	7	1	5	7	7	9	7	12								
4	BAUTISTA Alvaro (ESP)	49	91	51	1	6	7	3	12	5		4	3	4	4												
5	IANNONE Andrea (ITA)	47	93	2	9		7	9	1	3	5			9	3	1											
6	LOCATELLI Andrea (ITA)	45	95	2	4	9	1	2	4	4	6	3	3	1	4	3	1										
7	GARDNER Remy (AUS)	37	103	8	3	4	2	1	4	6	7			5	5												
8	REA Jonathan (GBR)	34	106	3					12	5	2	2	7	2	2	2	2										
9	VAN DER MARK Michael (NED)	33	107	1			6	4	2			4		1	5	6	5										
10	PETRUCCI Danilo (ITA)	31	109	2			3			1		1	4	6	7	9											
11	LOWES Sam (GBR)	28	112	3	2	2	5		6	3	2	6	2														
12	AEGERTER Dominique (SUI)	21	119	7	6	3	4			1		5			2												
13	REDDING Scott (GBR)	20	120	1								7	6				7										
14	GERLOFF Garrett (USA)	9	131	11										2	1	6											
15	VIERGE Xavi (ESP)	7	133	2											3	4											
16	BASSANI Axel (ITA)	7	133	0						4						3											
17	LECUONA Iker (ESP)	3	137	4						3																	
18	RINALDI Michael Ruben (ITA)	3	137	0	1			2																			

07/09/2024 Odd points columns: Tissot Superpole Even points columns: Tissot Superpole Race

These data/results cannot be reproduced, stored and/or transmitted in whole or in part by any manner of electronic, mechanical, photocopying, recording, broadcasting or otherwise now known or herein after developed without the previous express consent by the copyright owner, except for reproduction in daily press and regular printed publications on sale to the public within 60 days of the event related to those data/results and always provided that copyright symbol appears together as follows below.

© DORNA WSBK ORGANIZATION Srl 2024