

Motul French Round, 6-8 September 2024
Results Race 1

Laps 12 = 52,932 Km - Time of Race 21'46.488 - Avg. 145,853 km/h

1 / 4

Pos	Grid	No. Rider	Nat	Team	Bike	Class	LL	Gap	Rel.	Fastest Lap	Speed	Qualifying	Speed
1	9	66 N. TUULI	FIN	EAB Racing Team	Ducati Panigale V2		12			1'44.083	259,0	1'40.810	260,2
2	6	64 F. CARICASULO	ITA	Motozoo ME AIR Racing	MV Agusta F3 800 RR		12	2.938	2.938	1'43.744	259,6	1'40.210	259,6
3	10	28 G. VAN STRAALEN	NED	Pata Yamaha Ten Kate Racing	Yamaha YZF R6		12	3.248	0.310	1'43.784	261,5	1'40.857	256,5
4	1	99 A. HUERTAS	ESP	Aruba.it Racing WorldSSP Team	Ducati Panigale V2		12	3.390	0.142	1'43.781	264,1	1'39.705	262,8
5	11	61 C. ONCU	TUR	Kawasaki Puccetti Racing	Kawasaki ZX-6R		12	4.121	0.731	1'43.122	258,4	1'41.003	260,9
6	4	55 Y. MONTELLA	ITA	Barni Spark Racing Team	Ducati Panigale V2		12	9.119	4.998	1'44.462	261,5	1'39.886	263,4
7	18	71 T. EDWARDS	AUS	D34G Racing WorldSSP Team	Ducati Panigale V2	*	12	11.676	2.557	1'45.204	259,0	1'41.428	263,4
8	3	9 J. NAVARRO	ESP	Orelac Racing Verdatura	Ducati Panigale V2		12	11.839	0.163	1'45.025	260,9	1'39.876	260,9
9	8	69 T. BOOTH-AMOS	GBR	PTR Triumph	Triumph Street Triple RS 765		12	14.276	2.437	1'45.375	258,4	1'40.608	258,4
10	7	53 V. DEBISE	FRA	Evan Bros. WorldSSP Yamaha Team	Yamaha YZF R6		12	26.421	12.145	1'49.510	253,5	1'40.286	257,8
11	13	32 O. BAYLISS	AUS	D34G Racing WorldSSP Team	Ducati Panigale V2		12	30.055	3.634	1'44.958	255,9	1'41.084	258,4
12	25	48 L. DALLA PORTA	ITA	VFT Racing Yamaha	Yamaha YZF R6		12	31.219	1.164	1'45.741	256,5	1'42.052	255,9
13	22	80 A. DIAZ	ESP	Yamaha Thailand Racing Team	Yamaha YZF R6		12	31.434	0.215	1'45.566	257,1	1'41.804	258,4
14	28	51 A. SARMOON	THA	Yamaha Thailand Racing Team	Yamaha YZF R6		12	35.330	3.896	1'46.911	254,1	1'42.162	257,8
15	33	89 K. BIN PAWI	MAS	PETRONAS MIE Racing Honda	Honda CBR600RR		12	45.402	10.072	1'47.562	256,5		234,8
16	16	54 B. SOFUOGLU	TUR	MV Agusta Reparto Corse	MV Agusta F3 800 RR		12	46.023	0.621	1'48.358	259,0	1'41.405	262,1
17	12	23 M. SCHROETTER	GER	MV Agusta Reparto Corse	MV Agusta F3 800 RR		12	46.159	0.136	1'48.130	258,4	1'40.757	261,5
18	21	14 E. DE LA VEGA	FRA	Perles de Fruits Racing Teams CMS	Yamaha YZF R6		12	46.217	0.058	1'48.087	257,8	1'41.744	260,9
19	17	17 J. MCPHEE	GBR	WRP by SKM-Triumph	Triumph Street Triple RS 765		12	46.921	0.704	1'47.489	254,7	1'41.412	259,0
20 P	14	6 C. PEROLARI	FRA	CBD Racing Honda France	Honda CBR600RR		12	47.157	0.236	1'45.429	254,7	1'41.133	258,4
21	32	22 F. FULIGNI	ITA	Orelac Racing Verdatura	Ducati Panigale V2	*	12	49.259	2.102	1'47.584	254,7	1'42.241	261,5
22	30	49 A. NEGRIER	FRA	GMT94 Yamaha	Yamaha YZF R6		12	55.512	6.253	1'49.254	252,9	1'43.050	253,5
23	29	3 R. DE ROSA	ITA	QJMOTOR Factory Racing	QJMOTOR SRK 800 RR	*	12	1'07.679	12.167	1'52.028	246,0	1'42.606	252,9
24	27	40 S. CORSI	ITA	Renzi Corse	Ducati Panigale V2	*	12	1'08.255	0.576	1'53.541	254,1	1'42.116	259,6
25	26	26 G. ANTIGA	FRA	VIAMO Racing by MTM	Kawasaki ZX-6R		12	1'36.592	28.337	1'52.214	252,9	1'41.843	258,4
26	23	50 O. VOSTATEK	CZE	PTR Triumph	Triumph Street Triple RS 765		12	1'36.720	0.128	1'52.069	253,5	1'41.929	258,4
27	19	27 K. TOBA	JPN	PETRONAS MIE Racing Honda	Honda CBR600RR		12	1'38.822	2.102	1'54.781	247,7	1'41.449	263,4
28	31	45 L. DE VLEESCHAUWER	BEL	WRP by SKM-Triumph	Triumph Street Triple RS 765		12	1'40.308	1.486	1'53.264	252,9	1'43.310	251,7
29	24	74 P. BIESIEKIRSKI	POL	Ecosantagata Althea Racing Team	Ducati Panigale V2		12	1'41.249	0.941	1'54.903	249,4	1'41.960	256,5
30	20	5 N. ANTONELLI	ITA	Ecosantagata Althea Racing Team	Ducati Panigale V2		12	1'41.480	0.231	1'54.536	251,7	1'41.458	258,4
31	2	94 L. MAHIAS	FRA	GMT94 Yamaha	Yamaha YZF R6		10	2 Laps	2 Laps	1'45.490	252,3	1'39.854	259,0
Not Classified													
RET	15	68 L. POWER	AUS	Motozoo ME AIR Racing	MV Agusta F3 800 RR	*	4	8 Laps		1'52.674	246,6	1'41.377	257,8
RET	5	62 S. MANZI	ITA	Pata Yamaha Ten Kate Racing	Yamaha YZF R6		2	10 Laps		1'53.097	255,3	1'39.890	259,6

AIR	Humidity:	79%	Temp:	17°C
TRACK	Condition:	Wet	Temp:	19°C

Records	Pole [SP]	2024	A.Huertas	1'39.705	159,266 Km/h
	Race [RC2]	2023	V.Debise	1'40.520	157,975 Km/h
	All Times [SP]	2024	A.Huertas	1'39.705	159,266 Km/h
Race Fastest Lap		Lap 12	C.Oncu	1'43.122	153,988 Km/h

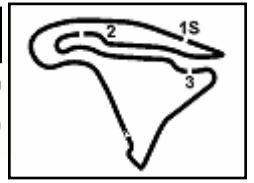
LAP LEADERS				
No. Rider	From	To	Laps	Total
53 V. DEBISE	1	6	6	6
66 N. TUULI	7	12	6	6

TOTAL LEADER LAPS			
No. Rider	Laps		
55 Y. MONTELLA	95	68 L. POWER	4
99 A. HUERTAS	85	23 M. SCHROETTER	2
53 V. DEBISE	16	27 K. TOBA	1
66 N. TUULI	11	54 B. SOFUOGLU	1
62 S. MANZI	6	94 L. MAHIAS	1
71 T. EDWARDS	5		
7 L. BALDASSARRI	4		
28 G. VAN STRAALEN	4		

08/09/2024 09:46 10:12 The results are provisional until the end of the time limit for protests and appeals and the completion of the technical checks.

These data/results cannot be reproduced, stored and/or transmitted in whole or in part by any manner of electronic, mechanical, photocopying, recording, broadcasting or otherwise now known or herein after developed without the previous express consent by the copyright owner, except for reproduction in daily press and regular printed publications on sale to the public within 60 days of the event related to those data/results and always provided that copyright symbol appears together as follows below.

© DORNA WSBK ORGANIZATION Srl 2024



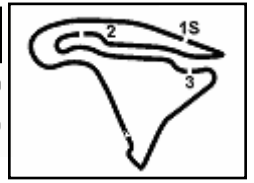
Motul French Round, 6-8 September 2024
Results Race 1

* WorldSSP Challenge

Start End The results are provisional until the end of the time limit for protests and appeals
08/09/2024 09:46 10:12 and the completion of the technical checks.

These data/results cannot be reproduced, stored and/or transmitted in whole or in part by any manner of electronic, mechanical, photocopying, recording, broadcasting or otherwise now known or herein after developed without the previous express consent by the copyright owner, except for reproduction in daily press and regular printed publications on sale to the public within 60 days of the event related to those data/results and always provided that copyright symbol appears together as follows below.

© DORNA WSBK ORGANIZATION Srl 2024



Motul French Round, 6-8 September 2024
Results Race 1

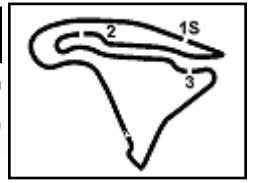
Race Highlights

Time	No. Rider	Description
09.40.00		Sighting Lap Started
09.35.00		WET RACE
09.41.00		Pit Lane Closed
09.42.02	80 A. DIAZ	#80 Entered Pit Lane
09.42.03	51 A. SARMOON	#51 Entered Pit Lane
09.42.29	51 A. SARMOON	#51 Will start the race from the back of the grid
09.42.30	80 A. DIAZ	#80 Will start the race from the back of the grid
09.43.35		Warm Up Lap Started
09.45.33		Official Ambient Air Temperature 16.3°C - Humidity 84% - Atmospheric Pressure 1012.7mbar
09.46.29		Start of Session
09.46.51	94 L. MAHIAS	#94 Crashed - Turn 2
09.47.09	94 L. MAHIAS	#94 Rejoined
09.48.43		No Jump Starts
09.48.55	94 L. MAHIAS	#94 Entered Pit Lane
09.52.05	62 S. MANZI	#62 Crashed - Turn 15
09.53.01	94 L. MAHIAS	#94 Exited Pit Lane
09.53.15	62 S. MANZI	#62 Not Actively Competing
09.53.57	6 C. PEROLARI	#6 On the Gravel - Rejoined - Turn 13
09.55.38	68 L. POWER	#68 Crashed - Turn 12
09.55.53	6 C. PEROLARI	#6 2X Long Lap Penalty - Irresponsible Riding
09.56.08	68 L. POWER	#68 Not Actively Competing
09.59.59	68 L. POWER	#68 Medical Centre
10.01.20		2/3 of Race Distance Completed
10.01.43	55 Y. MONTELLA	#55 Long Lap Penalty - Irresponsible Riding
10.04.11	55 Y. MONTELLA	#55 Long Lap Penalty Completed
10.04.34	6 C. PEROLARI	#6 Ride Through - Ignored 2X Long Lap Penalty
10.09.08		Podium Confirmed
10.10.16	6 C. PEROLARI	#6 Penalized with Ride Through Automatic Time Penalty (18 seconds)
10.11.31	71 T. EDWARDS	#71 Lap Time Cancelled [1'54.017] - Yellow Flag - Turn 14
10.11.32	6 C. PEROLARI	#6 Lap Time Cancelled [1'54.490] - Yellow Flag - Turn 14
10.11.33	61 C. ONCU	#61 Lap Time Cancelled [1'55.304] - Yellow Flag - Turn 14
10.11.34	3 R. DE ROSA	#3 Lap Time Cancelled [1'54.987] - Yellow Flag - Turn 14
10.11.35	32 O. BAYLISS	#32 Lap Time Cancelled [1'55.796] - Yellow Flag - Turn 14
10.11.36	27 K. TOBA	#27 Lap Time Cancelled [1'57.777] - Yellow Flag - Turn 14
10.11.37	51 A. SARMOON	#51 Lap Time Cancelled [1'55.192] - Yellow Flag - Turn 14
10.11.38	54 B. SOFUOGLU	#54 Lap Time Cancelled [1'56.142] - Yellow Flag - Turn 14
10.11.39	23 M. SCHROETTER	#23 Lap Time Cancelled [1'55.828] - Yellow Flag - Turn 14
10.11.40	74 P. BIESIEKIRSKI	#74 Lap Time Cancelled [1'58.032] - Yellow Flag - Turn 14
10.11.41	80 A. DIAZ	#80 Lap Time Cancelled [1'55.754] - Yellow Flag - Turn 14
10.11.42	14 E. DE LA VEGA	#14 Lap Time Cancelled [1'55.258] - Yellow Flag - Turn 14
10.11.43	48 L. DALLA PORTA	#48 Lap Time Cancelled [1'54.590] - Yellow Flag - Turn 14
10.11.44	17 J. MCPHEE	#17 Lap Time Cancelled [1'55.802] - Yellow Flag - Turn 14
10.11.45	49 A. NEGRIER	#49 Lap Time Cancelled [1'56.221] - Yellow Flag - Turn 14
10.11.46	22 F. FULIGNI	#22 Lap Time Cancelled [1'55.499] - Yellow Flag - Turn 14
10.11.47	89 K. BIN PAWI	#89 Lap Time Cancelled [1'55.224] - Yellow Flag - Turn 14
10.11.49	5 N. ANTONELLI	#5 Lap Time Cancelled [1'59.612] - Yellow Flag - Turn 14
10.11.49	45 L. DE VLEESCHAUWER	#45 Lap Time Cancelled [1'59.393] - Yellow Flag - Turn 14
10.11.50	50 O. VOSTATEK	#50 Lap Time Cancelled [2'00.256] - Yellow Flag - Turn 14
10.11.51	26 G. ANTIGA	#26 Lap Time Cancelled [1'59.716] - Yellow Flag - Turn 14
10.12.22	5 N. ANTONELLI	#5 Lap Time Cancelled [1'58.581] - Yellow Flag - Turn 11-12
10.12.23	45 L. DE VLEESCHAUWER	#45 Lap Time Cancelled [1'58.004] - Yellow Flag - Turn 11-12
10.12.24	50 O. VOSTATEK	#50 Lap Time Cancelled [1'57.445] - Yellow Flag - Turn 11-12
10.12.25	26 G. ANTIGA	#26 Lap Time Cancelled [1'58.248] - Yellow Flag - Turn 11-12
10.12.26	94 L. MAHIAS	#94 Lap Time Cancelled [5'59.478] - Yellow Flag - Turn 11-12
10.12.27	53 V. DEBISE	#53 Lap Time Cancelled [1'51.327] - Yellow Flag - Turn 11-12
10.12.29	99 A. HUERTAS	#99 Lap Time Cancelled [1'50.023] - Yellow Flag - Turn 11-12
10.12.30	55 Y. MONTELLA	#55 Lap Time Cancelled [1'49.790] - Yellow Flag - Turn 11-12
10.12.32	66 N. TUULI	#66 Lap Time Cancelled [1'50.445] - Yellow Flag - Turn 11-12
10.12.33	28 G. VAN STRAALLEN	#28 Lap Time Cancelled [1'50.313] - Yellow Flag - Turn 11-12
10.12.34	64 F. CARICASULO	#64 Lap Time Cancelled [1'49.006] - Yellow Flag - Turn 11-12
08/09/2024	Start 09:46	End 10:12
		The results are provisional until the end of the time limit for protests and appeals and the completion of the technical checks.

These data/results cannot be reproduced, stored and/or transmitted in whole or in part by any manner of electronic, mechanical, photocopying, recording, broadcasting or otherwise now known or herein after developed without the previous express consent by the copyright owner, except for reproduction in daily press and regular printed publications on sale to the public within 60 days of the event related to those data/results and always provided that copyright symbol appears together as follows below.

© DORNA WSBK ORGANIZATION Srl 2024





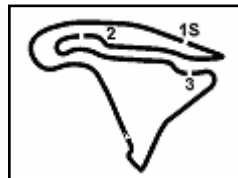
Motul French Round, 6-8 September 2024
Results Race 1

10.12.35	69 T. BOOTH-AMOS	#69 Lap Time Cancelled [1'51.313] - Yellow Flag - Turn 11-12
10.12.36	9 J. NAVARRO	#9 Lap Time Cancelled [1'50.596] - Yellow Flag - Turn 11-12
10.12.37	71 T. EDWARDS	#71 Lap Time Cancelled [1'50.046] - Yellow Flag - Turn 11-12
10.12.38	61 C. ONCU	#61 Lap Time Cancelled [1'49.573] - Yellow Flag - Turn 11-12
10.12.39	40 S. CORSI	#40 Lap Time Cancelled [1'55.013] - Yellow Flag - Turn 11-12
10.12.40	51 A. SARMOON	#51 Lap Time Cancelled [1'51.426] - Yellow Flag - Turn 11-12
10.12.41	32 O. BAYLISS	#32 Lap Time Cancelled [1'53.084] - Yellow Flag - Turn 11-12
10.12.42	3 R. DE ROSA	#3 Lap Time Cancelled [1'54.077] - Yellow Flag - Turn 11-12
10.12.43	80 A. DIAZ	#80 Lap Time Cancelled [1'52.453] - Yellow Flag - Turn 11-12
10.12.44	54 B. SOFUOGLU	#54 Lap Time Cancelled [1'54.252] - Yellow Flag - Turn 11-12
10.12.45	6 C. PEROLARI	#6 Lap Time Cancelled [1'52.467] - Yellow Flag - Turn 11-12
10.12.46	48 L. DALLA PORTA	#48 Lap Time Cancelled [1'53.813] - Yellow Flag - Turn 11-12
10.12.47	23 M. SCHROETTER	#23 Lap Time Cancelled [1'54.480] - Yellow Flag - Turn 11-12
10.12.48	14 E. DE LA VEGA	#14 Lap Time Cancelled [1'54.083] - Yellow Flag - Turn 11-12
10.12.49	17 J. MCPHEE	#17 Lap Time Cancelled [1'53.364] - Yellow Flag - Turn 11-12
10.12.50	49 A. NEGRIER	#49 Lap Time Cancelled [1'53.908] - Yellow Flag - Turn 11-12
10.12.51	89 K. BIN PAWI	#89 Lap Time Cancelled [1'52.707] - Yellow Flag - Turn 11-12
10.12.52	22 F. FULIGNI	#22 Lap Time Cancelled [1'53.688] - Yellow Flag - Turn 11-12
10.12.53	27 K. TOBA	#27 Lap Time Cancelled [1'57.210] - Yellow Flag - Turn 11-12
10.12.54	74 P. BIESIEKIRSKI	#74 Lap Time Cancelled [1'59.736] - Yellow Flag - Turn 11-12
10.12.55	5 N. ANTONELLI	#5 Lap Time Cancelled [1'56.757] - Yellow Flag - Turn 11-12
10.12.56	45 L. DE VLEESCHAUWER	#45 Lap Time Cancelled [1'57.274] - Yellow Flag - Turn 11-12
10.13.10	80 A. DIAZ	#80 Lap Time Cancelled [1'52.453] - Yellow Flag - Turn 10
10.13.11	6 C. PEROLARI	#6 Lap Time Cancelled [1'52.467] - Yellow Flag - Turn 10
10.13.12	54 B. SOFUOGLU	#54 Lap Time Cancelled [1'54.252] - Yellow Flag - Turn 10
10.13.13	48 L. DALLA PORTA	#48 Lap Time Cancelled [1'53.813] - Yellow Flag - Turn 10
10.13.14	14 E. DE LA VEGA	#14 Lap Time Cancelled [1'54.083] - Yellow Flag - Turn 10
10.13.15	23 M. SCHROETTER	#23 Lap Time Cancelled [1'54.480] - Yellow Flag - Turn 10
10.13.16	17 J. MCPHEE	#17 Lap Time Cancelled [1'53.364] - Yellow Flag - Turn 10
10.13.17	49 A. NEGRIER	#49 Lap Time Cancelled [1'53.908] - Yellow Flag - Turn 10
10.13.18	89 K. BIN PAWI	#89 Lap Time Cancelled [1'52.707] - Yellow Flag - Turn 10
10.13.19	22 F. FULIGNI	#22 Lap Time Cancelled [1'53.688] - Yellow Flag - Turn 10
10.13.20	27 K. TOBA	#27 Lap Time Cancelled [1'57.210] - Yellow Flag - Turn 10
10.13.21	74 P. BIESIEKIRSKI	#74 Lap Time Cancelled [1'59.736] - Yellow Flag - Turn 10
10.13.22	5 N. ANTONELLI	#5 Lap Time Cancelled [1'56.757] - Yellow Flag - Turn 10
10.13.23	45 L. DE VLEESCHAUWER	#45 Lap Time Cancelled [1'57.274] - Yellow Flag - Turn 10
10.13.24	50 O. VOSTATEK	#50 Lap Time Cancelled [1'57.115] - Yellow Flag - Turn 10
10.13.25	26 G. ANTIGA	#26 Lap Time Cancelled [1'56.249] - Yellow Flag - Turn 10
10.13.26	94 L. MAHIAS	#94 Lap Time Cancelled [1'51.714] - Yellow Flag - Turn 10
10.13.39	94 L. MAHIAS	#94 Lap Time Cancelled [1'51.714] - Yellow Flag - Turn 8
10.14.18	17 J. MCPHEE	#17 Lap Time Cancelled [1'59.126] - Exceeded Track Limits - Turn Finish Line
10.14.42		End of Session
10.15.00		Results Confirmed

Start End The results are provisional until the end of the time limit for protests and appeals
08/09/2024 09:46 10:12 and the completion of the technical checks.

These data/results cannot be reproduced, stored and/or transmitted in whole or in part by any manner of electronic, mechanical, photocopying, recording, broadcasting or otherwise now known or herein after developed without the previous express consent by the copyright owner, except for reproduction in daily press and regular printed publications on sale to the public within 60 days of the event related to those data/results and always provided that copyright symbol appears together as follows below.

© DORNA WSBK ORGANIZATION Srl 2024



Magny-Cours 4.411 m

Motul French Round, 6-8 September 2024
Riders Standings

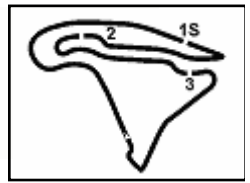
	Points	Points From First	Points From Previous	February 25 PHILLIP ISLAND	March 24 BARCELONA	April 21 ASSEN	June 16 MISANO	July 14 DONINGTON PARK	July 21 MOST	August 11 PORTIMAO	September 8 MAGNY-COURS	September 22 CREMONA CIRCUIT	September 29 ARAGON	October 13 ESTORIL	October 20 JEREZ						
1 HUERTAS Adrian (ESP)	273			16 7	25 3 5	25 20 4 1	25 25 1 1	25 25 1 1	25 25 1 1	20 4 1 1	13 1										
2 MONTELLA Yari (ITA)	250	23		25 25 1 1	13 13 1 1	9 20 2 2	20 20 2 2	16 20 2 2	13 16 2 2	25 25 2 2	10 2										
3 MANZI Stefano (ITA)	219	54	31	20 2 4	20 25 4 3	20 1 2	16 13 3 3	20 13 3 3	16 20 3 3	16 20 3 3											
4 DEBISE Valentin (FRA)	162	111	57	11 11	11 11 7 7	16 6 7	13 16 6 5	11 8 5 5	20 13 5 4	10 16 4 4	6 4										
5 SCHROETTER Marcel (GER)	142	131	20	16 20 3 2	16 20 2 2	4 8 2 4	10 10 4 4	5 4 4	9 7 4 5	9 8 5 5	8 5										
6 CARICASULO Federico (ITA)	138	135	4	13 13 4 3	10 8 5 4	10 5 6	9 9 5 6	1 7 7	11 10 7 7	11 13 7 7	20 6										
7 NAVARRO Jorge (ESP)	128	145	10	9 4 7 10	9 9 7 9	9 5 8 9	11 11 7 7	13 16 6 6	11 13 6 6	8 6 6											
8 VAN STRAALLEN Glenn (NED)	116	157	12		2 6 20 14	13 25 12 8	6 2 9 9	4 9 9 8	7 9 8 8	7 10 8 8	16 8										
9 TUULI Niki (FIN)	95	178	21	2 18	20 23	16 24 15	7 8 12 11	7 10 12 11	6 8 11 10	6 9 10	25 9										
10 MAHIAS Lucas (FRA)	81	192	14	7 9 9 7	16 7 11 8	7 9 10	1 10 10 10	6 6 10 10	10 11 10 11	8 11 9 9	10 10										
11 SOFUOGLU Bahattin (TUR)	65	208	16	10 10 6 4	6 10 6 6	8 11 7 5	8 8	10 8 9	9 9	11 11 11											
12 ONCU Can (TUR)	63	210	2		8 7 13 13	7 14 12	14 15	1 4 16 15	5 6 14 14	5 9 13 13	11 12										
13 BAYLISS Oliver (AUS)	59	214	4	11 6 5 6	5 10 10	11 12	8 3 11 11	8 7 11 12	4 1 12 12	1 5 12 12	5 13										
14 BOOTH-AMOS Thomas (GBR)	54	219	5	3 3 16	3 1 16 15	18 20	21 18	6 9 17 13	11 8 13 13	8 14 14	7 14										
15 EDWARDS Tom (AUS)	33	240	21		4 20	11 14 17	4 16 16	5 15 17	17 17	17 18	9 15										
16 MCPHEE John (GBR)	33	240	0	8 8 8 7	4 9 11	5 10 11	12 14	14 16	16 16	1 7 16 15	15										
17 ANTONELLI Niccolo (ITA)	31	242	2		7 14 15	1 13 16 14	7 15 13	13 14	15 15	15 16	3 17										
18 CORSI Simone (ITA)	29	244	2			2 3 24 25	5 25 19	3 3 19 19	5 19 18	3 5 17 17	18										
19 BALDASSARRI Lorenzo (ITA)	21	252	8	7 13	14 15	18 20	2 20 20 22	2 2 20 20	1 3 20 20	4 19 19	19										
20 RUIZ Yeray (ESP)	18	255	3	5 5 11 12	5 3 12 12	13 15	17 17	18 18	18 19	20 20	20										
21 TOBA Kaito (JPN)	12	261	6			10 18	18 19	21 21	21 21	2 2 21 21	21										
22 SARMOON Anupab (THA)	12	261	0	4 1 12 15	18 19	3 2 16 18	18 19	21 21	21 21	22 22	2 2 21										
23 OTTAVIANI Luca (ITA)	9	264	3				5 4 25 22	23 23	23 23	23 23	23										
24 VOSTATEK Ondrej (CZE)	9	264	0	2 14 18	20 23	24 29	31 31	31 31	3 4 27 23	23 23	23										
25 DALLA PORTA Lorenzo (ITA)	9	264	0		1 2 23 21	22 27	28 28	28 28	29 30	2 4 30 28	23										

08/09/2024 First Line: Championship Standings - Second Line: Ranking Progression

These data/results cannot be reproduced, stored and/or transmitted in whole or in part by any manner of electronic, mechanical, photocopying, recording, broadcasting or otherwise now known or herein after developed without the previous express consent by the copyright owner, except for reproduction in daily press and regular printed publications on sale to the public within 60 days of the event related to those data/results and always provided that copyright symbol appears together as follows below.

© DORNA WSBK ORGANIZATION Srl 2024





Magny-Cours 4.411 m

Motul French Round, 6-8 September 2024
Riders Standings

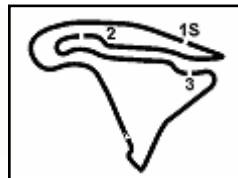
	Points	Points From First	Points From Previous	February 25 PHILLIP ISLAND	March 24 BARCELONA	April 21 ASSEN	June 16 MISANO	July 14 DONINGTON PARK	July 21 MOST	August 11 PORTIMAO	September 8 MAGNY-COURS	September 22 CREMONA CIRCUIT	September 29 ARAGON	October 13 ESTORIL	October 20 JEREZ					
26 SMITS Twan (NED)	6	267	3			6	22	22	24	24	24	24	24	25	25	26				
27 POWER Luke (AUS)	6	267	0			6	20	22	22	24	24	24	24	25	25	26				
28 TOPARIS Tom (AUS)	6	267	0	6	10	14	16	18	20	22	22	24	24	24	24	25	25	25	26	
29 BIESIEKIRSKI Piotr (POL)	5	268	1			4	26	27	27	27	27	27	27	28	28	29				
30 ODENDAAL Steven (RSA)	4	269	1						2	2	32	29	29	30	30					
31 DIAZ Alvaro (ESP)	3	270	1								3	31								
32 FULIGNI Federico (ITA)	3	270	0				3	28	28	28	28	28	29	30	30	31				
33 BRENNER Marcel (SUI)	3	270	0	3	13	16	19	21	22	27	28	28	28	28	29	30	30	31	31	
34 BIN PAWI Khairul Idham (MAS)	2	271	1	1	15	20	23	25	27	30	32	32	32	32	33	33	33	33	33	34
35 GIANNINI Gabriele (ITA)	1	272	1			1	30	32	32	32	32	32	33	33	33	33	35			

08/09/2024 First Line: Championship Standings - Second Line: Ranking Progression

These data/results cannot be reproduced, stored and/or transmitted in whole or in part by any manner of electronic, mechanical, photocopying, recording, broadcasting or otherwise now known or herein after developed without the previous express consent by the copyright owner, except for reproduction in daily press and regular printed publications on sale to the public within 60 days of the event related to those data/results and always provided that copyright symbol appears together as follows below.

© DORNA WSBK ORGANIZATION Srl 2024





Magny-Cours 4.411 m

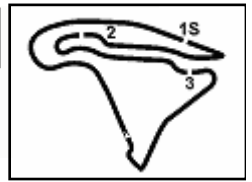
Motul French Round, 6-8 September 2024
Riders Standings

Points	Points From First	Points From Previous	WorldSSP Challenge														
			March 24 BARCELONA	April 21 ASSEN	June 16 MISANO	July 14 DONINGTON PARK	July 21 MOST	August 11 PORTIMAO	September 8 MAGNY-COURS	September 22 CREMONA CIRCUIT	September 29 ARAGON	October 13 ESTORIL	October 20 JEREZ				
1 EDWARDS Tom (AUS)	33		4 1	11 1 1	4 1 1	5 1 1				9 1 2							
2 CORSI Simone (ITA)	29 4			2 3 3 3	5 3 2	3 3 2 2			5 2 2	3 5 1 1							
3 POWER Luke (AUS)	6 27 23			6 2 2		3 3 3 3			3 3 3 3	3 3							
4 FULIGNI Federico (ITA)	3 30 3				3 4 4	4 4 4 4			4 4 4 4	4 4 4 4							
5 GIANNINI Gabriele (ITA)	1 32 2			1 4	5 5	5 5			5 5 5 5	5 5 5 5							

08/09/2024 First Line: Championship Standings - Second Line: Ranking Progression

These data/results cannot be reproduced, stored and/or transmitted in whole or in part by any manner of electronic, mechanical, photocopying, recording, broadcasting or otherwise now known or herein after developed without the previous express consent by the copyright owner, except for reproduction in daily press and regular printed publications on sale to the public within 60 days of the event related to those data/results and always provided that copyright symbol appears together as follows below.

© DORNA WSBK ORGANIZATION Srl 2024



Magny-Cours 4.411 m

Motul French Round, 6-8 September 2024
Manufacturers Standings

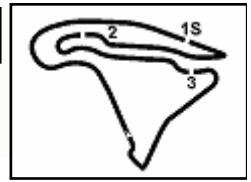
Points	Points From First	Points From Previous	February 25 PHILLIP ISLAND		March 24 BARCELONA		April 21 ASSEN		June 16 MISANO		July 14 DONINGTON PARK		July 21 MOST		August 11 PORTIMAO		September 8 MAGNY-COURS		September 22 CREMONA CIRCUIT		September 29 ARAGON		October 13 ESTORIL		October 20 JEREZ		
			1	2	1	2	1	2	1	2	1	2	1	2	1	2	1	2	1	2	1	2	1	2	1	2	1
1	358		25	25	25	13	25	20	25	25	25	25	25	25	25	25	25										
			1	1	1	1	1	1	1	1	1	1	1	1	1	1	1										
2	278	80	20	11	20	25	20	25	16	16	20	13	20	20	16	20	16										
			2	3	3	2	2	2	2	2	2	2	2	2	2	2	2										
3	193	165	85	16	20	16	20	10	11	10	10	10	5	11	10	11	13	20									
				3	2	2	3	3	3	3	3	3	3	3	3	3	3	3									
4	107	251	86	9	8	9	9	9	5	2	6	9	11	8	4	4	7	7									
				4	4	4	4	4	4	4	4	4	4	4	4	4	4	4									
5	66	292	41	3		8	7	7		1	4	5	6	5	9	11											
				5	5	5	5	5	5	5	5	5	5	5	5	5	5										
6	14	344	52	1			10							2		1											
				6	6	6	6	6	6	6	6	6	6	6	6	6	6										

08/09/2024 First Line: Championship Standings - Second Line: Ranking Progression

These data/results cannot be reproduced, stored and/or transmitted in whole or in part by any manner of electronic, mechanical, photocopying, recording, broadcasting or otherwise now known or herein after developed without the previous express consent by the copyright owner, except for reproduction in daily press and regular printed publications on sale to the public within 60 days of the event related to those data/results and always provided that copyright symbol appears together as follows below.

© DORNA WSBK ORGANIZATION Srl 2024

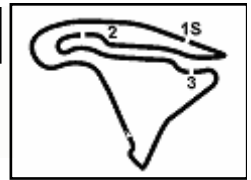




Motul French Round, 6-8 September 2024
Teams Standings

	February 25 PHILLIP ISLAND	March 24 BARCELONA	April 21 ASSEN	June 16 MISANO	July 14 DONINGTON PARK	July 21 MONZ	August 11 PORTIMAO	September 8 MAGNY-COURS	September 22 CREMONA CIRCUIT	September 29 ARAGON	October 13 ESTORIL	October 20 JEREZ									
1 Pata Yamaha Ten Kate Racing	335																				
MANZI Stefano	219	20		20	25	20		16	13	20	13	16	20	16	20						
VAN STRAALEN Glenn	116		2	6	13	25	6	2	4	9	7	9	7	10	16						
2 Aruba.it Racing WorldSSP Team	273 [-62]																				
HUERTAS Adrian	273		16	25		25	20	25	25	25	25	20	4	13							
3 Barni Spark Racing Team	250 [-85]																				
MONTELLA Yari	250	25	25	13	13		9	20	20	16	20	13	16	25	25	10					
4 MV Agusta Reparto Corse	207 [-128]																				
SCHRETTTER Marcel	142	16	20	16	20	4	8	10	10		5	9	7	9	8						
SOFUOGLU Bahattin	65	10	10	6	10	8	11			10											
5 Evan Bros. WorldSSP Yamaha Team	162 [-173]																				
DEBISE Valentin	162		11	11	11	16		13	16	11	8	20	13	10	16	6					
6 Motozoo ME AIR Racing	144 [-191]																				
CARICASULO Federico	138	13	13	10	8	10		9	9		1	11	10	11	13	20					
POWER Luke	6					6															
7 EAB Racing Team	95 [-240]																				
TUULI Niki	95		2					16	7	8	7	10	6	8	6		25				
8 Drelac Racing Verdatura	93 [-242]																				
NAVARRO Jorge	83							11	11	13	16		11	13		8					
BALDASSARRI Lorenzo	7		7																		
FULIGNI Federico	3							3													
9 D34G Racing WorldSSP Team	92 [-243]																				
BAYLISS Oliver	59	11	6		5			8	3	8	7	4	1		1	5					
EDWARDS Tom	33			4	11			4		5						9					
10 WRP by SKM-Triumph	92 [-243]																				
NAVARRO Jorge	45	9	4	9	9	9	5														
MCPHEE John	33	8	8	4		5									1	7					
BALDASSARRI Lorenzo	14							2		2	2	1	3	4							
11 GMT94 Yamaha	81 [-254]																				
MAHIAS Lucas	81	7	9		16	7		1		6	6	10		8	11						
12 Kawasaki Puccetti Racing	63 [-272]																				
ONCU Can	63			8	7		7				1	4	5	6	5	9	11				
13 PTR Triumph	63 [-272]																				
BOOTH-AMOS Thomas	54		3	3	1					6	9	11	8			6	7				
VOSTATEK Ondrej	9	2											3	4							
14 Ecosantagata Althea Racing Team	36 [-299]																				
ANTONELLI Niccolo	31			7		1	13		7						3						
BIESIEKIRSKI Piotr	5						4		1												
15 Renzi Corse	29 [-306]																				
CORSI Simone	29					2	3		5	3	3		5	3	5						
16 VFT Racing Yamaha	24 [-311]																				
RUIZ Yeray	18	5	5	5	3																
DALLA PORTA Lorenzo	6														2	4					
17 Yamaha Thailand Racing Team	15 [-320]																				
SARMOON Anupab	12	4	1			3	2									2					
DIAZ Alvaro	3															3					
18 Petronas MIE Racing Honda	14 [-321]																				
TOBA Kaito	12						10								2						

08/09/2024
These data/results cannot be reproduced, stored and/or transmitted in whole or in part by any manner of electronic, mechanical, photocopying, recording, broadcasting or otherwise now known or herein after developed without the previous express consent by the copyright owner, except for reproduction in daily press and regular printed publications on sale to the public within 60 days of the event related to those data/results and always provided that copyright symbol appears together as follows below.
© DORNA WSBK ORGANIZATION Srl 2024



Motul French Round, 6-8 September 2024
Teams Standings

	February 25 PHILIP ISLAND	March 24 BARCELONA	April 21 ASSEN	June 16 MISANO	July 14 DONINGTON PARK	July 21 MOST	August 11 PORTIMAO	September 8 MAGNY-COURS	September 22 CREMONA CIRCUIT	September 29 ARAGON	October 13 ESTORIL	October 20 JEREZ	
BIN PAWI Khairul Idham	2	1						1					
19 Extreme Racing Service	9 [-326]												
OTTAVIANI Luca	9			5	4								
20 Team Apreco	6 [-329]												
SMITS Twan	6			6									
21 Stop & Seal Racing	6 [-329]												
TOPARIS Tom	6	6											
22 WRP Racing	4 [-331]												
DEENDAAL Steven	4					2	2						
23 Altogo Racing Team	3 [-332]												
DALLA PORTA Lorenzo	3		1	2									
24 VIAMO Racing by MTM	3 [-332]												
BRENNER Marcel	3	3											
25 Team ProDina Kawasaki	1 [-334]												
GIANNINI Gabriele	1			1									

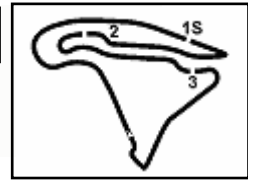
08/09/2024

These data/results cannot be reproduced, stored and/or transmitted in whole or in part by any manner of electronic, mechanical, photocopying, recording, broadcasting or otherwise now known or herein after developed without the previous express consent by the copyright owner, except for reproduction in daily press and regular printed publications on sale to the public within 60 days of the event related to those data/results and always provided that copyright symbol appears together as follows below.

© DORNA WSBK ORGANIZATION Srl 2024

FICR PERUGIA TIMING





Magny-Cours 4.411 m

Motul French Round, 6-8 September 2024
Pirelli Best Lap Award

	Points	Points From First	Points From Previous	February 25 PHILLIP ISLAND	March 24 BARCELONA	April 21 ASSEN	June 16 MISANO	July 14 DONINGTON PARK	July 21 MIST	August 11 PORTIMAO	September 8 MAGNY-COURS	September 22 CREMONA CIRCUIT	September 29 ARAGON	October 13 ESTORIL	October 20 JEREZ			
1 HUERTAS Adrian (ESP)	5				1		1 1	1		1								
2 MONTELLA Yari (ITA)	3	2		1				1		1								
3 MANZI Stefano (ITA)	2	3	1						1 1									
4 ONCU Can (TUR)	1	4	1								1							
5 SOFUOGLU Bahattin (TUR)	1	4	0			1												
6 CARICASULO Federico (ITA)	1	4	0			1												
7 NAVARRO Jorge (ESP)	1	4	0		1													
8 SCHROETTER Marcel (GER)	1	4	0	1														

08/09/2024 First Line: Championship Standings - Second Line: Ranking Progression
 These data/results cannot be reproduced, stored and/or transmitted in whole or in part by any manner of electronic, mechanical, photocopying, recording, broadcasting or otherwise now known or herein after developed without the previous express consent by the copyright owner, except for reproduction in daily press and regular printed publications on sale to the public within 60 days of the event related to those data/results and always provided that copyright symbol appears together as follows below.
 © DORNA WSBK ORGANIZATION Srl 2024



Motul French Round, 6-8 September 2024
Best Sectors & Speed Race 1

RESULTS			
1	66	N. TUULI	Ducati Panigale V2 45.300
2	64	F. CARICASULO	MV Agusta F3 800 RR 45.300
3	28	G. VAN STRAALEN	Yamaha YZF R6 3.248
4	99	A. HUERTAS	Ducati Panigale V2 3.390
5	61	C. ONCU	Kawasaki ZX-6R 4.121
6	55	Y. MONTELLA	Ducati Panigale V2 9.119
7	71	T. EDWARDS	Ducati Panigale V2 11.676
8	9	J. NAVARRO	Ducati Panigale V2 11.839
9	69	T. BOOTH-AMOS	Triumph Street Triple RS 765 14.276
10	53	V. DEBISE	Yamaha YZF R6 26.421
11	32	D. BAYLISS	Ducati Panigale V2 30.055
12	48	L. DALLA PORTA	Yamaha YZF R6 31.219
13	80	A. DIAZ	Yamaha YZF R6 31.434
14	51	A. SARMOON	Yamaha YZF R6 35.330
15	89	K. BIN PAWI	Honda CBR600RR 45.402
16	54	B. SOFUOGLU	MV Agusta F3 800 RR 46.023
17	23	M. SCHROETTER	MV Agusta F3 800 RR 46.159
18	14	E. DE LA VEGA	Yamaha YZF R6 46.217
19	17	J. MCPHEE	Triumph Street Triple RS 765 46.921
20	6	C. PEROLARI	Honda CBR600RR 47.157
21	22	F. FULIGNI	Ducati Panigale V2 49.259
22	49	A. NEGRIER	Yamaha YZF R6 55.512
23	3	R. DE ROSA	QJMOTOR SRK 800 RR 1'07.679
24	40	S. CORSI	Ducati Panigale V2 1'08.255
25	26	G. ANTIGA	Kawasaki ZX-6R 1'36.592
26	50	D. VOSTATEK	Triumph Street Triple RS 765 1'36.720
27	27	K. TOBA	Honda CBR600RR 1'38.822
28	45	L. DE VLEESCHAUWER	Triumph Street Triple RS 765 1'40.308
29	74	P. BIESIEKIRSKI	Ducati Panigale V2 1'41.249
30	5	N. ANTONELLI	Ducati Panigale V2 1'41.480
31	94	L. MAHIAS	Yamaha YZF R6 2 Laps
RET	68	L. POWER	MV Agusta F3 800 RR 8 Laps
RET	62	S. MANZI	Yamaha YZF R6 10 Laps

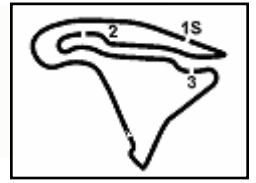
SPEED			
1	99	A. HUERTAS	Ducati Panigale V2 264,1
2	28	G. VAN STRAALEN	Yamaha YZF R6 261,5
3	55	Y. MONTELLA	Ducati Panigale V2 261,5
4	9	J. NAVARRO	Ducati Panigale V2 260,9
5	64	F. CARICASULO	MV Agusta F3 800 RR 259,6
6	71	T. EDWARDS	Ducati Panigale V2 259,0
7	66	N. TUULI	Ducati Panigale V2 259,0
8	54	B. SOFUOGLU	MV Agusta F3 800 RR 259,0
9	23	M. SCHROETTER	MV Agusta F3 800 RR 258,4
10	69	T. BOOTH-AMOS	Triumph Street Triple RS 765 258,4
11	61	C. ONCU	Kawasaki ZX-6R 258,4
12	14	E. DE LA VEGA	Yamaha YZF R6 257,8
13	80	A. DIAZ	Yamaha YZF R6 257,1
14	48	L. DALLA PORTA	Yamaha YZF R6 256,5
15	89	K. BIN PAWI	Honda CBR600RR 256,5
16	32	D. BAYLISS	Ducati Panigale V2 255,9
17	62	S. MANZI	Yamaha YZF R6 255,3
18	17	J. MCPHEE	Triumph Street Triple RS 765 254,7
19	22	F. FULIGNI	Ducati Panigale V2 254,7
20	6	C. PEROLARI	Honda CBR600RR 254,7
21	40	S. CORSI	Ducati Panigale V2 254,1
22	51	A. SARMOON	Yamaha YZF R6 254,1
23	53	V. DEBISE	Yamaha YZF R6 253,5
24	50	D. VOSTATEK	Triumph Street Triple RS 765 253,5
25	45	L. DE VLEESCHAUWER	Triumph Street Triple RS 765 252,9
26	49	A. NEGRIER	Yamaha YZF R6 252,9
27	26	G. ANTIGA	Kawasaki ZX-6R 252,9
28	94	L. MAHIAS	Yamaha YZF R6 252,3
29	5	N. ANTONELLI	Ducati Panigale V2 251,7
30	74	P. BIESIEKIRSKI	Ducati Panigale V2 249,4
31	27	K. TOBA	Honda CBR600RR 247,7
32	68	L. POWER	MV Agusta F3 800 RR 246,6
33	3	R. DE ROSA	QJMOTOR SRK 800 RR 246,0

SEG. 1		SEG. 2		SEG. 3		SEG. 4		
1	61 C. ONCU	30.967	1	61 C. ONCU	22.481	1	28 G. VAN STRAALEN	26.381
2	64 F. CARICASULO	31.104	2	64 F. CARICASULO	22.538	2	99 A. HUERTAS	26.383
3	28 G. VAN STRAALEN	31.179	3	99 A. HUERTAS	22.543	3	61 C. ONCU	26.474
4	99 A. HUERTAS	31.297	4	66 N. TUULI	22.554	4	64 F. CARICASULO	26.629
5	55 Y. MONTELLA	31.339	5	94 L. MAHIAS	22.614	5	66 N. TUULI	26.658
6	9 J. NAVARRO	31.373	6	6 C. PEROLARI	22.644	6	9 J. NAVARRO	26.730
7	66 N. TUULI	31.435	7	9 J. NAVARRO	22.669	7	32 D. BAYLISS	26.771
8	71 T. EDWARDS	31.453	8	28 G. VAN STRAALEN	22.714	8	69 T. BOOTH-AMOS	26.827
9	32 D. BAYLISS	31.639	9	55 Y. MONTELLA	22.715	9	94 L. MAHIAS	26.849
10	48 L. DALLA PORTA	31.640	10	32 D. BAYLISS	22.764	10	71 T. EDWARDS	26.856
11	69 T. BOOTH-AMOS	31.668	11	80 A. DIAZ	22.838	11	55 Y. MONTELLA	26.898
12	80 A. DIAZ	31.748	12	48 L. DALLA PORTA	22.842	12	80 A. DIAZ	27.070
13	6 C. PEROLARI	31.812	13	69 T. BOOTH-AMOS	22.896	13	6 C. PEROLARI	27.080
14	51 A. SARMOON	31.991	14	71 T. EDWARDS	22.983	14	48 L. DALLA PORTA	27.238
15	94 L. MAHIAS	32.068	15	51 A. SARMOON	23.110	15	51 A. SARMOON	27.336
16	23 M. SCHROETTER	32.203	16	89 K. BIN PAWI	23.166	16	17 J. MCPHEE	27.420
17	54 B. SOFUOGLU	32.209	17	22 F. FULIGNI	23.262	17	89 K. BIN PAWI	27.422
18	14 E. DE LA VEGA	32.252	18	17 J. MCPHEE	23.277	18	22 F. FULIGNI	27.783
19	22 F. FULIGNI	32.309	19	23 M. SCHROETTER	23.348	19	14 E. DE LA VEGA	27.906
20	89 K. BIN PAWI	32.325	20	54 B. SOFUOGLU	23.451	20	53 V. DEBISE	27.909
21	17 J. MCPHEE	32.505	21	14 E. DE LA VEGA	23.548	21	23 M. SCHROETTER	27.954
22	49 A. NEGRIER	32.760	22	49 A. NEGRIER	23.624	22	49 A. NEGRIER	28.017
23	53 V. DEBISE	32.889	23	53 V. DEBISE	23.731	23	50 D. VOSTATEK	28.124
24	62 S. MANZI	33.408	24	62 S. MANZI	24.004	24	54 B. SOFUOGLU	28.131
25	26 G. ANTIGA	33.533	25	26 G. ANTIGA	24.094	25	3 R. DE ROSA	28.366
26	68 L. POWER	33.616	26	50 D. VOSTATEK	24.215	26	62 S. MANZI	28.429
27	50 D. VOSTATEK	33.753	27	3 R. DE ROSA	24.249	27	26 G. ANTIGA	28.547
28	40 S. CORSI	33.783	28	68 L. POWER	24.281	28	68 L. POWER	28.644
29	45 L. DE VLEESCHAUWER	33.807	29	45 L. DE VLEESCHAUWER	24.397	29	45 L. DE VLEESCHAUWER	28.878
30	3 R. DE ROSA	33.943	30	40 S. CORSI	24.511	30	40 S. CORSI	28.920
31	5 N. ANTONELLI	33.977	31	5 N. ANTONELLI	24.731	31	5 N. ANTONELLI	29.249
32	27 K. TOBA	34.040	32	74 P. BIESIEKIRSKI	24.776	32	74 P. BIESIEKIRSKI	29.612
33	74 P. BIESIEKIRSKI	34.120	33	27 K. TOBA	25.046	33	27 K. TOBA	29.630

08/09/2024

These data/results cannot be reproduced, stored and/or transmitted in whole or in part by any manner of electronic, mechanical, photocopying, recording, broadcasting or otherwise now known or herein after developed without the previous express consent by the copyright owner, except for reproduction in daily press and regular printed publications on sale to the public within 60 days of the event related to those data/results and always provided that copyright symbol appears together as follows below.

© DORNA WSBK ORGANIZATION Srl 2024



Magny-Cours 4.411 m

1 / 4

Motul French Round, 6-8 September 2024
Lap Chart Race 1

	Lap											
	1	2	3	4	5	6	7	8	9	10	11	12
1	53	53	53	53	53	53	66	66	66	66	66	66
2	68	68	68	68	99	99	53	55	55	28	64	64
3	99	62	99	99	55	55	99	28	28	64	28	28
4	55	99	55	55	28	66	55	64	64	99	99	99
5	62	55	28	28	66	28	28	99	99	61	61	61
6	9	28	40	66	64	64	64	53	61	55	55	55
7	28	40	66	64	9	61	61	71	71	71	71	71
8	69	9	9	40	69	71	71	71	9	9	9	9
9	66	66	64	69	71	9	9	9	53	69	69	69
10	40	69	69	9	61	69	69	69	69	53	53	53
11	64	64	71	71	40	51	32	51	6	6	6	6
12	27	27	6	61	51	40	51	32	48	48	32	32
13	6	61	61	3	32	32	6	6	32	32	48	48
14	61	71	3	51	3	3	40	48	51	80	80	80
15	74	6	32	32	80	6	48	80	80	51	51	51
16	71	74	27	54	6	80	80	14	54	54	54	89
17	5	3	51	80	54	48	14	54	14	14	89	54
18	32	32	54	23	48	14	54	23	23	89	23	23
19	3	54	74	14	14	54	17	40	89	23	14	14
20	54	51	23	48	23	17	23	89	17	17	17	17
21	51	23	14	6	17	23	89	17	22	22	22	22
22	23	80	80	17	49	89	3	49	49	49	49	49
23	14	14	48	27	89	22	22	22	40	40	40	3
24	17	17	17	49	22	49	49	3	3	3	3	40
25	80	49	49	22	27	27	27	27	27	27	27	26
26	49	48	22	89	74	74	74	74	74	74	26	50
27	22	5	89	74	5	5	5	5	5	26	50	27
28	48	22	5	5	45	45	45	45	45	5	74	45
29	45	89	45	45	50	26	26	50	26	50	5	74
30	89	45	50	50	26	50	50	26	50	45	45	5
31	50	50	26	26	94	94	94	94	94	94		
32	26	26	94	94								
33	94	94										

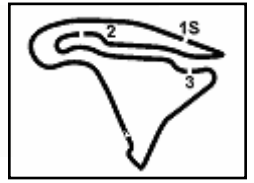
Final Result		
1	66 N. TUULI	Laps 12
2	64 F. CARICASULO	2.938
3	28 G. VAN STRAALEN	3.248
4	99 A. HUERTAS	3.390
5	61 C. ONCU	4.121
6	55 Y. MONTELLA	9.119
7	71 T. EDWARDS	11.676
8	9 J. NAVARRO	11.839
9	69 T. BOOTH-AMOS	14.276
10	53 V. DEBISE	26.421
11	32 D. BAYLISS	30.055
12	48 L. DALLA PORTA	31.219
13	80 A. DIAZ	31.434
14	51 A. SARMOON	35.330
15	89 K. BIN PAWI	45.402
16	54 B. SOFUOGLU	46.023
17	23 M. SCHROETTER	46.159
18	14 E. DE LA VEGA	46.217
19	17 J. MCPHEE	46.921
20	6 C. PEROLARI (P)	47.157
21	22 F. FULIGNI	49.259
22	49 A. NEGRIER	55.512
23	3 R. DE ROSA	1'07.679
24	40 S. CORSI	1'08.255
25	26 G. ANTIGA	1'36.592
26	50 D. VOSTATEK	1'36.720
27	27 K. TOBA	1'38.822
28	45 L. DE VLEESCHAUWER	1'40.308
29	74 P. BIESIEKIRSKI	1'41.249
30	5 N. ANTONELLI	1'41.480
31	94 L. MAHIAS	2 Laps
RET	68 L. POWER	8 Laps
RET	62 S. MANZI	10 Laps

08/09/2024

These data/results cannot be reproduced, stored and/or transmitted in whole or in part by any manner of electronic, mechanical, photocopying, recording, broadcasting or otherwise now known or herein after developed without the previous express consent by the copyright owner, except for reproduction in daily press and regular printed publications on sale to the public within 60 days of the event related to those data/results and always provided that copyright symbol appears together as follows below.

© DORNA WSBK ORGANIZATION Srl 2024





Magny-Cours 4.411 m

3 / 4

Motul French Round, 6-8 September 2024
Lap Chart Race 1

22	49 A.Negrier	39.782	29	5 N.Antonelli	1'32.394
23	40 S.Corsi	40.519	30	45 L.de Vleeschauwer	1'32.623
24	3 R.De Rosa	44.035			
25	27 K.Toba	1'07.220			
26	74 P.Biesiekirski	1'09.775			
27	5 N.Antonelli	1'11.641			
28	45 L.de Vleeschauwer	1'11.916			
29	26 G.Antiga	1'12.554			
30	50 O.Vostatek	1'12.763			
31	94 L.Mahias				

Lap 12

1	66 N.Tuuli	21'46.488
2	64 F.Caricasulo	2.938
3	28 G.van Straalen	3.248
4	99 A.Huertas	3.390
5	61 C.Oncu	4.121
6	55 Y.Montella	9.119
7	71 T.Edwards	11.676
8	9 J.Navarro	11.839
9	69 T.Booth-Amos	14.276
10	53 V.Debise	26.421
11	6 C.Perolari	29.157
12	32 O.Bayliss	30.055
13	48 L.Dalla Porta	31.219
14	80 A.Diaz	31.434
15	51 A.Sarmoon	35.330
16	89 K.Bin Pawi	45.402
17	54 B.Sofuoglu	46.023
18	23 M.Schroetter	46.159
19	14 E.De La Vega	46.217
20	17 J.McPhee	46.921
21	22 F.Fuligni	49.259
22	49 A.Negrier	55.512
23	3 R.De Rosa	1'07.679
24	40 S.Corsi	1'08.255
25	26 G.Antiga	1'36.592
26	50 O.Vostatek	1'36.720
27	27 K.Toba	1'38.822
28	45 L.de Vleeschauwer	1'40.308
29	74 P.Biesiekirski	1'41.249
30	5 N.Antonelli	1'41.480

Lap 10

1	66 N.Tuuli	18'16.509
2	28 G.van Straalen	4.223
3	64 F.Caricasulo	4.599
4	99 A.Huertas	4.693
5	61 C.Oncu	6.745
6	55 Y.Montella	9.741
7	71 T.Edwards	11.048
8	9 J.Navarro	11.526
9	69 T.Booth-Amos	12.936
10	53 V.Debise	16.171
11	6 C.Perolari	28.039
12	48 L.Dalla Porta	29.063
13	32 O.Bayliss	29.339
14	80 A.Diaz	30.162
15	51 A.Sarmoon	30.593
16	54 B.Sofuoglu	38.953
17	14 E.De La Vega	39.062
18	89 K.Bin Pawi	39.275
19	23 M.Schroetter	39.567
20	17 J.McPhee	41.260
21	22 F.Fuligni	43.293
22	49 A.Negrier	44.953
23	40 S.Corsi	50.869
24	3 R.De Rosa	53.086
25	27 K.Toba	1'18.959
26	74 P.Biesiekirski	1'21.174
27	26 G.Antiga	1'21.585
28	5 N.Antonelli	1'22.094
29	50 O.Vostatek	1'22.281
30	45 L.de Vleeschauwer	1'22.741
31	94 L.Mahias	

Lap 11

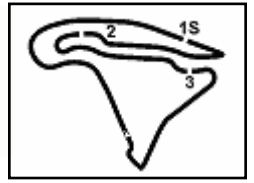
1	66 N.Tuuli	20'00.909
2	64 F.Caricasulo	4.773
3	28 G.van Straalen	5.043
4	99 A.Huertas	5.188
5	61 C.Oncu	6.578
6	55 Y.Montella	10.236
7	71 T.Edwards	12.051
8	9 J.Navarro	12.208
9	69 T.Booth-Amos	13.911
10	53 V.Debise	21.890
11	6 C.Perolari	29.307
12	32 O.Bayliss	30.676
13	48 L.Dalla Porta	31.057
14	80 A.Diaz	31.447
15	51 A.Sarmoon	33.104
16	54 B.Sofuoglu	43.244
17	89 K.Bin Pawi	43.419
18	23 M.Schroetter	43.608
19	14 E.De La Vega	43.709
20	17 J.McPhee	45.011
21	22 F.Fuligni	47.254
22	49 A.Negrier	50.171
23	40 S.Corsi	1'00.255
24	3 R.De Rosa	1'01.230
25	27 K.Toba	1'29.620
26	26 G.Antiga	1'29.957
27	50 O.Vostatek	1'30.230
28	74 P.Biesiekirski	1'31.925

08/09/2024

These data/results cannot be reproduced, stored and/or transmitted in whole or in part by any manner of electronic, mechanical, photocopying, recording, broadcasting or otherwise now known or herein after developed without the previous express consent by the copyright owner, except for reproduction in daily press and regular printed publications on sale to the public within 60 days of the event related to those data/results and always provided that copyright symbol appears together as follows below.

© DORNA WSBK ORGANIZATION Srl 2024





Motul French Round, 6-8 September 2024
Lap Chart Race 1

Race Pace Comparison

	66 Tuu	64 Car	28 vSt	99 Hue	61 Onc	55 Mon	71 Edw	9 Nav	69 Boo	53 Deb	32 Bay	48 Dal	80 Dia	51 Sar
1	1'59.025	2'00.426	1'57.871	1'56.143	2'01.406	1'57.168	2'01.818	1'57.772	1'58.917	1'52.739	2'02.600	2'05.618	2'04.204	2'03.456
2	1'55.748	1'55.839	1'54.862	1'55.436	1'56.388	1'55.315	1'56.196	1'56.436	1'56.553	1'52.887	1'56.730	1'58.040	1'57.180	1'56.797
3	1'53.073	1'52.757	1'52.397	1'52.610	1'55.304	1'52.593	1'54.017	1'54.239	1'54.045	1'52.353	1'55.796	1'54.590	1'55.754	1'55.192
4	1'49.329	1'50.963	1'51.903	1'51.853	1'50.686	1'51.864	1'50.993	1'53.269	1'51.998	1'51.879	1'52.481	1'54.059	1'54.726	1'51.779
5	1'50.445	1'49.006	1'50.313	1'50.023	1'49.573	1'49.790	1'50.046	1'50.596	1'51.313	1'51.327	1'53.084	1'53.813	1'52.453	1'51.426
6	1'48.162	1'47.685	1'48.588	1'49.116	1'48.003	1'48.978	1'48.838	1'49.816	1'49.601	1'50.856	1'50.357	1'49.518	1'50.972	1'51.624
7	1'46.387	1'47.400	1'47.451	1'47.505	1'46.933	1'47.433	1'47.130	1'47.770	1'47.860	1'50.364	1'49.392	1'48.626	1'49.499	1'50.441
8	1'45.396	1'46.790	1'46.809	1'48.447	1'45.994	1'46.971	1'46.355	1'46.781	1'46.699	1'50.465	1'50.422	1'47.447	1'47.780	1'49.719
9	1'44.861	1'45.460	1'45.810	1'45.414	1'44.957	1'45.746	1'46.513	1'46.331	1'46.494	1'50.300	1'48.627	1'47.436	1'47.673	1'49.530
10	1'44.083	1'44.782	1'44.728	1'44.655	1'44.010	1'50.392	1'45.651	1'45.025	1'45.965	1'49.510	1'46.359	1'46.425	1'46.430	1'47.138
11	1'44.400	1'44.574	1'45.220	1'44.895	1'44.233	1'44.895	1'45.403	1'45.082	1'45.375	1'50.119	1'45.737	1'46.394	1'45.685	1'46.911
12	1'45.579	1'43.744	1'43.784	1'43.781	1'43.122	1'44.462	1'45.204	1'45.210	1'45.944	1'50.110	1'44.958	1'45.741	1'45.566	1'47.805

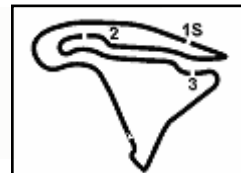
	89 Bin	54 Sof	23 Sch	14 DeL	17 McP	6 Per	22 Ful	49 Neg	3 DeR	40 Cor	26 Ang	50 Vos	27 Tob	45 deV
1	2'07.509	2'03.252	2'03.465	2'03.600	2'03.966	2'00.915	2'05.371	2'04.488	2'02.729	1'59.575	2'09.665	2'09.164	2'00.490	2'07.165
2	1'58.227	1'56.939	1'57.556	1'58.067	1'59.126	1'57.292	1'59.191	1'58.965	1'56.067	1'54.301	2'03.300	2'02.743	1'57.082	2'01.192
3	1'55.224	1'56.142	1'55.828	1'55.258	1'55.802	1'54.490	1'55.499	1'56.221	1'54.987	1'53.763	1'59.716	2'00.256	1'57.777	1'59.393
4	1'54.871	1'55.442	1'55.231	1'55.257	1'54.608	2'00.318	1'55.221	1'54.700	1'53.102	1'53.626	1'58.248	1'57.445	1'58.706	1'58.004
5	1'52.707	1'54.252	1'54.480	1'54.083	1'53.364	1'52.467	1'53.688	1'53.908	1'54.077	1'55.013	1'56.249	1'57.115	1'57.210	1'57.274
6	1'50.930	1'51.190	1'52.723	1'50.106	1'51.064	1'49.334	1'51.553	1'52.545	1'53.717	1'54.291	1'55.799	1'56.540	1'57.821	1'56.116
7	1'49.390	1'50.593	1'49.346	1'50.652	1'50.567	1'48.711	1'50.386	1'50.541	1'55.898	1'53.541	1'53.932	1'53.976	1'58.655	1'54.911
8	1'49.811	1'49.794	1'49.247	1'50.045	1'50.479	1'47.773	1'51.039	1'50.246	1'53.075	1'54.411	1'54.252	1'53.511	1'56.290	1'56.203
9	1'48.517	1'48.734	1'48.862	1'49.341	1'50.104	1'47.311	1'49.291	1'50.594	1'52.809	1'54.424	1'53.819	1'54.439	1'55.615	1'54.084
10	1'48.598	1'49.124	1'49.338	1'49.162	1'48.689	1'45.937	1'48.563	1'49.254	1'53.134	1'54.433	1'53.114	1'53.601	1'55.822	1'54.908
11	1'48.544	1'48.691	1'48.441	1'49.047	1'48.151	1'45.668	1'48.361	1'49.618	1'52.544	1'53.786	1'52.772	1'52.349	1'55.061	1'54.282
12	1'47.562	1'48.358	1'48.130	1'48.087	1'47.489	1'45.429	1'47.584	1'50.920	1'52.028	1'53.579	1'52.214	1'52.069	1'54.781	1'53.264

	74 Bie	5 Ant	94 Mah	68 Pow	62 Man
1	2'01.499	2'02.379	2'30.924	1'55.995	1'57.240
2	1'57.065	2'01.922	5'59.478	1'53.101	1'53.097
3	1'58.032	1'59.612	1'51.714	1'53.169	
4	2'00.391	1'58.581	1'49.982	1'52.674	
5	1'59.736	1'56.757	1'47.869		
6	1'57.060	1'56.998	1'48.695		
7	1'56.838	1'56.280	1'46.705		
8	1'56.418	1'56.671	1'46.276		
9	1'55.162	1'54.867	1'45.716		
10	1'55.482	1'54.536	1'45.490		
11	1'55.151	1'54.700			
12	1'54.903	1'54.665			

08/09/2024

These data/results cannot be reproduced, stored and/or transmitted in whole or in part by any manner of electronic, mechanical, photocopying, recording, broadcasting or otherwise now known or herein after developed without the previous express consent by the copyright owner, except for reproduction in daily press and regular printed publications on sale to the public within 60 days of the event related to those data/results and always provided that copyright symbol appears together as follows below.

© DORNA WSBK ORGANIZATION Srl 2024



Magny-Cours 4.411 m

Motul French Round, 6-8 September 2024
Chronological Analysis Race 1

Start at 9:46'26.658

1 / 4

1° 66 N. TUULI [1'44.083]							
Lap	Seg1	Seg2	Seg3	Seg4	Lap Time	km/h	Local Time
1		26.483	27.049	30.277	1'59.025	219,5	9:48'25.683
2	34.968	25.261	26.591	28.928	1'55.748	234,8	9:50'21.431
3	33.686	24.538	26.213	28.636	1'53.073	244,3	9:52'14.504
4	32.792	23.800	24.619	28.118	1'49.329	250,6	9:54'03.833
5	32.551	23.995	25.432	28.467	1'50.445C	252,9	9:55'54.278
6	32.303	23.415	24.696	27.748	1'48.162	251,2	9:57'42.440
7	32.239	22.893	23.902	27.353	1'46.387	259,0	9:59'28.827
8	31.791	23.102	23.691	26.812	1'45.396	249,4	10:01'14.223
9	31.618	22.650	23.612	26.981	1'44.861	250,6	10:02'59.084
10	31.435	22.554	23.436	26.658	1'44.083	252,3	10:04'43.167
11	31.506	22.596	23.511	26.787	1'44.400	251,7	10:06'27.567
12	31.547	23.101	23.783	27.148	1'45.579	250,6	10:08'13.146

Race Time 21'46.488

1		26.555	27.757	31.464	2'01.406	223,6	9:48'28.064
2	34.619	24.869	26.744	30.156	1'56.388	249,4	9:50'24.452
3	34.017	24.890	26.757	29.640	1'55.304C	246,0	9:52'19.756
4	33.160	23.994	25.164	28.368	1'50.686	257,8	9:54'10.442
5	32.328	23.851	24.807	28.587	1'49.573C	256,5	9:56'00.015
6	32.180	23.437	24.670	27.716	1'48.003	256,5	9:57'48.018
7	31.847	23.479	24.233	27.374	1'46.933	254,7	9:59'34.951
8	31.829	23.075	23.994	27.096	1'45.994	253,5	10:01'20.945
9	31.614	22.800	23.645	26.898	1'44.957	254,7	10:03'05.902
10	31.400	22.588	23.303	26.719	1'44.010	255,9	10:04'49.912
11	31.179	22.639	23.322	27.093	1'44.233	254,1	10:06'34.145
12	30.967	22.481	23.200	26.474	1'43.122	258,4	10:08'17.267

Race Time 21'50.609

2° 64 F. CARICASULO [1'43.744]							
Lap	Seg1	Seg2	Seg3	Seg4	Lap Time	km/h	Local Time
1		26.387	27.123	31.387	2'00.426	220,9	9:48'27.084
2	34.747	24.982	26.549	29.561	1'55.839	233,8	9:50'22.923
3	33.229	24.680	25.876	28.972	1'52.757	242,2	9:52'15.680
4	33.104	23.743	25.368	28.748	1'50.963	247,7	9:54'06.643
5	32.692	23.374	24.997	27.943	1'49.006C	251,7	9:55'55.649
6	32.100	23.270	24.558	27.757	1'47.685	250,6	9:57'43.334
7	31.851	23.522	24.568	27.459	1'47.400	244,3	9:59'30.734
8	31.589	23.494	24.594	27.113	1'46.790	237,9	10:01'17.524
9	31.241	23.086	24.161	26.972	1'45.460	248,8	10:03'02.984
10	31.104	23.058	23.791	26.829	1'44.782	259,6	10:04'47.766
11	31.219	22.965	23.608	26.782	1'44.574	259,0	10:06'32.340
12	31.189	22.538	23.388	26.629	1'43.744	253,5	10:08'16.084

Race Time 21'49.426

6° 55 Y. MONTELLA [1'44.462]							
Lap	Seg1	Seg2	Seg3	Seg4	Lap Time	km/h	Local Time
1		25.843	26.728	30.213	1'57.168	233,8	9:48'23.826
2	34.728	25.156	26.319	29.112	1'55.315	249,4	9:50'19.141
3	33.624	24.595	25.633	28.741	1'52.593	252,9	9:52'11.734
4	33.527	24.366	25.368	28.603	1'51.864	254,1	9:54'03.598
5	32.699	23.965	24.996	28.130	1'49.790C	257,1	9:55'53.388
6	32.476	23.704	24.955	27.843	1'48.978	257,8	9:57'42.366
7	32.398	23.411	24.070	27.554	1'47.433	249,4	9:59'29.799
8	32.403	23.094	24.140	27.334	1'46.971	247,1	10:01'16.770
9	31.666	23.094	23.895	27.091	1'45.746	259,0	10:03'02.516
10	31.439	23.058	23.829	27.066	1'50.392	260,9	10:04'52.908
11	31.490	22.824	23.619	26.962	1'44.895	259,0	10:06'37.803
12	31.339	22.715	23.510	26.898	1'44.462	261,5	10:08'22.265

Race Time 21'55.607

3° 28 G. VAN STRAALAN [1'43.784]							
Lap	Seg1	Seg2	Seg3	Seg4	Lap Time	km/h	Local Time
1		26.429	27.089	29.389	1'57.871	222,7	9:48'24.529
2	34.843	24.855	26.419	28.745	1'54.862	241,6	9:50'19.391
3	33.473	24.647	25.877	28.400	1'52.397	249,4	9:52'11.788
4	33.619	24.405	25.570	28.309	1'51.903	235,3	9:54'03.691
5	32.864	24.234	25.461	27.754	1'50.313C	246,0	9:55'54.004
6	32.562	23.710	24.745	27.571	1'48.588	251,2	9:57'42.592
7	32.283	23.527	24.481	27.160	1'47.451	240,0	9:59'30.043
8	32.207	23.367	24.235	27.000	1'46.809	240,0	10:01'16.852
9	31.711	23.145	24.015	26.939	1'45.810	255,9	10:03'02.662
10	31.339	22.789	23.975	26.625	1'44.728	261,5	10:04'47.390
11	31.608	22.832	24.047	26.733	1'45.220	254,1	10:06'32.610
12	31.179	22.714	23.510	26.381	1'43.784	250,0	10:08'16.394

Race Time 21'49.736

7° 71 T. EDWARDS [1'45.204]							
Lap	Seg1	Seg2	Seg3	Seg4	Lap Time	km/h	Local Time
1		26.383	27.840	31.038	2'01.818	220,0	9:48'28.476
2	34.444	25.109	26.546	30.097	1'56.196	231,3	9:50'24.672
3	34.039	24.626	26.152	29.200	1'54.017C	247,7	9:52'18.689
4	33.261	24.395	25.369	27.968	1'50.993	241,6	9:54'09.682
5	32.399	24.150	25.067	28.430	1'50.046C	233,8	9:55'59.728
6	32.391	24.068	24.954	27.425	1'48.838	250,0	9:57'48.566
7	31.941	23.486	24.316	27.387	1'47.130	257,1	9:59'35.696
8	31.816	22.983	24.229	27.327	1'46.355	257,8	10:01'22.051
9	31.683	23.207	24.452	27.171	1'46.513	255,3	10:03'08.564
10	31.785	23.112	23.898	26.856	1'45.651	255,9	10:04'54.215
11	31.527	23.054	23.861	26.961	1'45.403	259,0	10:06'39.618
12	31.453	23.090	23.800	26.861	1'45.204	257,8	10:08'24.822

Race Time 21'58.164

4° 99 A. HUERTAS [1'43.781]							
Lap	Seg1	Seg2	Seg3	Seg4	Lap Time	km/h	Local Time
1		25.221	26.724	29.777	1'56.143	237,9	9:48'22.801
2	35.240	25.054	26.284	28.858	1'55.436	245,5	9:50'18.237
3	34.120	24.461	25.511	28.518	1'52.610	251,7	9:52'10.847
4	34.055	24.188	25.368	28.242	1'51.853	249,4	9:54'02.700
5	33.231	23.922	25.259	27.611	1'50.023C	253,5	9:55'52.723
6	32.972	23.752	24.979	27.413	1'49.116	255,9	9:57'41.839
7	32.803	23.349	24.146	27.207	1'47.505	257,8	9:59'29.344
8	32.848	22.926	25.510	27.163	1'48.447	248,3	10:01'17.791
9	31.751	22.543	23.998	27.122	1'45.414	261,5	10:03'03.205
10	31.473	22.779	23.584	26.819	1'44.655	264,1	10:04'47.860
11	31.401	22.835	23.920	26.739	1'44.895	264,1	10:06'32.755
12	31.297	22.664	23.437	26.383	1'43.781	259,6	10:08'16.536

Race Time 21'49.878

8° 9 J. NAVARRO [1'45.025]							
Lap	Seg1	Seg2	Seg3	Seg4	Lap Time	km/h	Local Time
1		25.770	27.411	29.959	1'57.772	226,4	9:48'24.430
2	34.974	25.170	26.656	29.636	1'56.436	232,3	9:50'20.866
3	34.220	24.384	26.772	28.863	1'54.239	245,5	9:52'15.105
4	33.994	24.058	26.084	29.133	1'53.269	237,9	9:54'08.374
5	33.460	23.542	25.388	28.206	1'50.596C	253,5	9:55'58.970
6	33.062	23.885	25.049	27.820	1'49.816	252,9	9:57'48.786
7	32.214	23.369	24.837	27.350	1'47.770	256,5	9:59'36.556
8	31.998	23.141	24.493	27.149	1'46.781	257,1	10:01'23.337
9	31.723	22.892	24.232	27.484	1'46.331	256,5	10:03'09.668
10	31.601	22.669	24.025	26.730	1'45.025	258,4	10:04'54.693
11	31.373	22.965	23.947	26.797	1'45.082	260,9	10:06'39.775
12	31.471	22.795	23.764	27.180	1'45.210	260,2	10:08'24.985

Race Time 21'58.327

5° 61 C. ONCU [1'43.122]								
Lap	Seg1	Seg2	Seg3	Seg4	Lap Time	km/h	Local Time	
1			26.257	27.534	30.304	1'58.917	230,3	9:48'25.575
2	34.820	25.402	26.613	29.718	1'56.553	244,3	9:50'22.128	

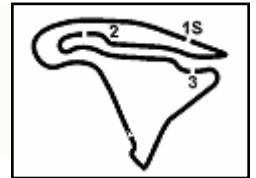
08/09/2024

P = Pits In/Out - C = Lap Time Cancelled

These data/results cannot be reproduced, stored and/or transmitted in whole or in part by any manner of electronic, mechanical, photocopying, recording, broadcasting or otherwise now known or herein after developed without the previous express consent by the copyright owner, except for reproduction in daily press and regular printed publications on sale to the public within 60 days of the event related to those data/results and always provided that copyright symbol appears together as follows below.

© DORNA WSBK ORGANIZATION Srl 2024





Magny-Cours 4.411 m

Motul French Round, 6-8 September 2024
Chronological Analysis Race 1

Start at 9:46:26.658

2 / 4

3	33.994	24.644	26.286	29.121	1'54.045	251,7	9:52'16.173	5	33.789	24.287	25.394	28.983	1'52.453C	251,2	9:56'10.975
4	33.256	24.149	25.676	28.917	1'51.998	246,0	9:54'08.171	6	33.217	23.844	25.290	28.621	1'50.972	253,5	9:58'01.947
5	33.623	23.774	25.576	28.340	1'51.313C	254,7	9:55'59.484	7	33.309	23.551	24.658	27.981	1'49.499	253,5	9:59'51.446
6	32.654	24.029	25.028	27.890	1'49.601	251,7	9:57'49.085	8	32.680	23.204	24.277	27.619	1'47.780	255,9	10:01'39.226
7	32.060	23.668	24.593	27.539	1'47.860	258,4	9:59'36.945	9	32.320	23.237	24.348	27.768	1'47.673	256,5	10:03'26.899
8	31.925	23.226	24.368	27.180	1'46.699	258,4	10:01'23.644	10	32.044	23.139	24.086	27.161	1'46.430	253,5	10:05'13.329
9	31.668	23.187	24.319	27.320	1'46.494	258,4	10:03'10.138	11	31.853	22.838	23.924	27.070	1'45.685	257,1	10:06'59.014
10	31.939	23.064	24.083	26.879	1'45.965	257,8	10:04'56.103	12	31.748	22.868	23.642	27.308	1'45.566	255,3	10:08'44.580
11	31.749	22.896	23.903	26.827	1'45.375	256,5	10:06'41.478	Race Time 22'19.922							
12	31.899	23.080	24.127	26.838	1'45.944	254,7	10:08'27.422	Race Time 22'00.764							

10° 53 V. DEBISE [1'49.510]							
Lap	Seg1	Seg2	Seg3	Seg4	Lap Time	km/h	Local Time
1		24.319	25.552	28.683	1'52.739	241,6	9:48'19.397
2	34.047	24.397	25.703	28.740	1'52.887	244,9	9:50'12.284
3	33.925	24.315	25.377	28.736	1'52.353	244,3	9:52'04.637
4	33.963	24.149	25.391	28.376	1'51.879	246,0	9:53'56.516
5	33.688	23.983	25.274	28.382	1'51.327C	247,1	9:55'47.843
6	33.497	23.879	25.232	28.248	1'50.856	246,0	9:57'38.699
7	33.440	23.753	24.964	28.207	1'50.364	247,1	9:59'29.063
8	33.316	24.339	24.901	27.909	1'50.465	222,2	10:01'19.528
9	33.154	23.822	24.835	28.489	1'50.300	251,7	10:03'09.828
10	32.889	23.731	24.808	28.082	1'49.510	253,5	10:04'59.338
11	33.232	23.857	24.941	28.089	1'50.119	250,6	10:06'49.557
12	33.223	23.825	24.926	28.136	1'50.110	248,3	10:08'39.567

14° 51 A. SARMOON [1'46.911]							
Lap	Seg1	Seg2	Seg3	Seg4	Lap Time	km/h	Local Time
1		26.257	27.882	31.276	2'03.456	217,3	9:48'30.114
2	34.963	25.239	26.643	29.952	1'56.797	216,4	9:50'26.911
3	33.918	25.054	26.458	29.762	1'55.192C	231,8	9:52'22.103
4	33.929	23.766	25.307	28.777	1'51.779	247,7	9:54'13.882
5	33.468	24.099	25.459	28.400	1'51.426C	243,2	9:56'05.308
6	33.550	23.735	25.331	29.008	1'51.624	249,4	9:57'56.932
7	33.237	23.715	25.329	28.160	1'50.441	250,6	9:59'47.373
8	32.730	23.762	24.904	28.323	1'49.719	251,2	10:01'37.092
9	32.985	24.427	24.492	27.626	1'49.530	246,6	10:03'26.622
10	32.116	23.110	24.236	27.676	1'47.138	252,9	10:05'13.760
11	31.991	23.201	24.383	27.336	1'46.911	252,3	10:07'00.671
12	32.206	23.279	24.857	27.463	1'47.805	254,1	10:08'48.476

11° 32 O. BAYLISS [1'44.958]							
Lap	Seg1	Seg2	Seg3	Seg4	Lap Time	km/h	Local Time
1		26.539	27.779	31.761	2'02.600	209,7	9:48'29.258
2	35.108	25.397	26.447	29.778	1'56.730	225,5	9:50'25.988
3	34.321	24.961	26.707	29.807	1'55.796C	227,8	9:52'21.784
4	33.745	23.928	25.975	28.833	1'52.481	240,0	9:54'14.265
5	33.404	23.886	25.726	30.068	1'53.084C	242,2	9:56'07.349
6	32.917	23.684	25.280	28.476	1'50.357	247,7	9:57'57.706
7	32.659	23.587	24.920	28.226	1'49.392	241,6	9:59'47.098
8	32.774	23.586	25.469	28.593	1'50.422C	247,7	10:01'37.520
9	32.498	24.083	24.289	27.757	1'48.627	251,2	10:03'26.147
10	31.776	23.025	23.994	27.564	1'46.359	252,3	10:05'12.506
11	31.639	23.060	23.936	27.102	1'45.737	255,9	10:06'58.243
12	31.783	22.764	23.640	26.771	1'44.958	255,3	10:08'43.201

15° 89 K. BIN PAWI [1'47.562]							
Lap	Seg1	Seg2	Seg3	Seg4	Lap Time	km/h	Local Time
1		26.869	28.646	31.730	2'07.509	211,8	9:48'34.167
2	35.969	25.350	26.885	30.023	1'58.227	241,1	9:50'32.394
3	34.780	24.906	26.074	29.464	1'55.224C	248,3	9:52'27.618
4	34.030	24.506	26.888	29.447	1'54.871	243,8	9:54'22.489
5	33.669	24.423	25.893	28.722	1'52.707C	253,5	9:56'15.196
6	33.626	23.753	25.241	28.310	1'50.930	252,3	9:58'06.126
7	32.927	23.597	24.785	28.081	1'49.390	254,1	9:59'55.516
8	32.858	23.827	24.851	28.275	1'49.811	247,1	10:01'45.327
9	32.964	23.166	24.565	27.822	1'48.517	254,7	10:03'33.844
10	32.465	23.591	24.608	27.934	1'48.598	253,5	10:05'22.442
11	32.479	23.506	24.408	28.151	1'48.544	255,9	10:07'10.986
12	32.325	23.306	24.509	27.422	1'47.562	256,5	10:08'58.548

12° 48 L. DALLA PORTA [1'45.741]							
Lap	Seg1	Seg2	Seg3	Seg4	Lap Time	km/h	Local Time
1		27.045	28.326	32.054	2'05.618	217,3	9:48'32.276
2	35.835	25.193	26.514	30.498	1'58.040	238,9	9:50'30.316
3	34.323	24.810	25.786	29.671	1'54.590C	248,8	9:52'24.906
4	33.625	24.578	26.226	29.630	1'54.059	250,6	9:54'18.965
5	33.587	24.897	25.959	29.370	1'53.813C	251,7	9:56'12.778
6	33.120	23.745	24.469	28.184	1'49.518	249,4	9:58'02.296
7	32.926	23.131	24.343	28.226	1'48.626	251,7	9:59'50.922
8	32.344	22.930	24.258	27.915	1'47.447	251,2	10:01'38.369
9	32.314	23.296	24.204	27.622	1'47.436	253,5	10:03'25.805
10	31.877	23.085	23.982	27.481	1'46.425	256,5	10:05'12.230
11	32.022	22.882	24.252	27.238	1'46.394	247,7	10:06'58.624
12	31.640	22.842	23.873	27.386	1'45.741	254,7	10:08'44.365

16° 54 B. SOFUOGLU [1'48.358]							
Lap	Seg1	Seg2	Seg3	Seg4	Lap Time	km/h	Local Time
1		26.919	27.567	31.767	2'03.252	207,3	9:48'29.910
2	35.008	25.307	26.638	29.986	1'56.939	232,3	9:50'26.849
3	33.799	25.152	26.825	30.366	1'56.142C	238,9	9:52'22.991
4	33.954	24.976	26.281	30.231	1'55.442	248,8	9:54'18.433
5	33.631	24.958	26.054	29.609	1'54.252C	252,3	9:56'12.685
6	33.134	23.822	25.428	28.806	1'51.190	255,3	9:58'03.875
7	32.465	24.244	25.409	28.475	1'50.593	259,0	9:59'54.468
8	32.545	23.878	24.988	28.383	1'49.794	257,8	10:01'44.262
9	32.209	23.498	24.701	28.326	1'48.734	255,3	10:03'32.996
10	32.294	23.672	24.856	28.302	1'49.124	254,1	10:05'22.120
11	32.522	23.484	24.554	28.131	1'48.691	253,5	10:07'10.811
12	32.277	23.451	24.478	28.152	1'48.358	252,9	10:08'59.169

13° 80 A. DIAZ [1'45.566]							
Lap	Seg1	Seg2	Seg3	Seg4	Lap Time	km/h	Local Time
1		26.689	27.926	31.725	2'04.204	236,8	9:48'30.862
2	35.136	25.289	26.593	30.162	1'57.180	238,4	9:50'28.042
3	34.089	24.593	26.341	30.731	1'55.754C	240,0	9:52'23.796
4	33.916	24.705	26.063	30.042	1'54.726	251,2	9:54'18.522

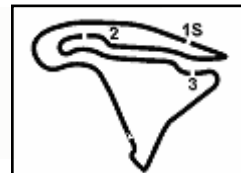
17° 23 M. SCHROETTER [1'48.130]							
Lap	Seg1	Seg2	Seg3	Seg4	Lap Time	km/h	Local Time
1		26.282	29.308	32.093	2'03.465	215,6	9:48'30.123
2	35.184	25.420	27.014	29.938	1'57.556	226,9	9:50'27.679
3	33.974	24.571	26.753	30.530	1'55.828C	233,3	9:52'23.507
4	33.752	25.077	26.087	30.315	1'55.231	242,2	9:54'18.738
5	33.590	25.438	25.870	29.582	1'54.480C	252,3	9:56'13.218
6	32.841	24.032	25.245	30.605	1'52.723	236,8	9:58'05.941

08/09/2024 P = Pits In/Out - C = Lap Time Cancelled

These data/results cannot be reproduced, stored and/or transmitted in whole or in part by any manner of electronic, mechanical, photocopying, recording, broadcasting or otherwise now known or herein after developed without the previous express consent by the copyright owner, except for reproduction in daily press and regular printed publications on sale to the public within 60 days of the event related to those data/results and always provided that copyright symbol appears together as follows below.

© DORNA WSBK ORGANIZATION Srl 2024





Magny-Cours 4.411 m

Motul French Round, 6-8 September 2024
Chronological Analysis Race 1

Start at 9:46'26.658

3 / 4

7	32.480	23.348	25.144	28.374	1'49.346	254,7	9:59'55.287	9	32.870	23.531	24.733	28.157	1'49.291	254,7	10:03'37.897
8	32.578	23.415	24.999	28.255	1'49.247	256,5	10:01'44.534	10	32.648	23.484	24.561	27.870	1'48.563	254,1	10:05'26.460
9	32.286	23.646	24.694	28.236	1'48.862	255,9	10:03'33.396	11	32.567	23.457	24.431	27.906	1'48.361	253,5	10:07'14.821
10	32.234	23.690	25.460	27.954	1'49.338	246,6	10:05'22.734	12	32.309	23.262	24.230	27.783	1'47.584	254,1	10:09'02.405
11	32.425	23.528	24.437	28.051	1'48.441	249,4	10:07'11.175								
12	32.203	23.393	24.539	27.995	1'48.130	258,4	10:08'59.305								

Race Time 22'32.647

22° 49 A. NEGRER [1'49.254]

Lap	Seg1	Seg2	Seg3	Seg4	Lap Time	km/h	Local Time
1		26.691	27.659	31.268	2'04.488	218,6	9:48'31.146
2	35.212	25.917	26.819	31.017	1'58.965	232,3	9:50'30.111
3	34.713	25.029	26.304	30.175	1'56.221C	245,5	9:52'26.332
4	33.928	24.539	25.941	30.292	1'54.700	248,8	9:54'21.032
5	34.263	24.364	25.879	29.402	1'53.908C	247,7	9:56'14.940
6	33.947	24.017	25.351	29.230	1'52.545	250,6	9:58'07.485
7	33.013	23.808	25.208	28.512	1'50.541	252,9	9:59'58.026
8	33.307	23.704	25.072	28.163	1'50.246	251,7	10:01'48.272
9	33.284	23.781	25.087	28.442	1'50.594	248,3	10:03'38.866
10	32.760	23.632	24.845	28.017	1'49.254	251,2	10:05'28.120
11	32.872	23.705	24.897	28.144	1'49.618	248,8	10:07'17.738
12	32.853	23.624	25.189	29.254	1'50.920C	244,9	10:09'08.658

Race Time 22'42.000

23° 3 R. DE ROSA [1'52.028]

Lap	Seg1	Seg2	Seg3	Seg4	Lap Time	km/h	Local Time
1		26.379	27.312	30.690	2'02.729	210,5	9:48'29.387
2	35.028	25.112	25.626	30.301	1'56.067	228,8	9:50'25.454
3	34.477	25.194	26.337	28.979	1'54.987C	241,1	9:52'20.441
4	34.170	24.524	25.421	28.987	1'53.102	244,3	9:54'13.543
5	34.503	24.692	25.803	29.079	1'54.077C	237,4	9:56'07.620
6	34.616	24.512	25.870	28.719	1'53.717	244,9	9:58'01.337
7	34.189	24.612	27.043	30.054	1'55.898C	241,6	9:59'57.235
8	34.222	24.702	25.598	28.553	1'53.075	239,5	10:01'50.310
9	34.003	24.400	25.765	28.641	1'52.809	246,0	10:03'43.119
10	34.236	24.525	25.593	28.780	1'53.134	243,2	10:05'36.253
11	34.239	24.525	25.414	28.366	1'52.544	243,2	10:07'28.797
12	33.943	24.249	25.433	28.403	1'52.028	243,2	10:09'20.825

Race Time 22'54.167

24° 40 S. CORSI [1'53.541]

Lap	Seg1	Seg2	Seg3	Seg4	Lap Time	km/h	Local Time
1		26.344	26.716	29.801	1'59.575	233,8	9:48'26.233
2	34.154	24.867	25.986	29.294	1'54.301	247,1	9:50'20.534
3	34.083	24.589	26.097	28.994	1'53.763	250,0	9:52'14.297
4	33.926	24.592	26.101	29.007	1'53.626	251,7	9:54'07.923
5	34.026	25.131	26.525	29.331	1'55.013C	250,0	9:56'02.936
6	34.059	24.675	26.180	29.377	1'54.291	249,4	9:57'57.227
7	34.095	24.539	25.987	28.920	1'53.541	250,0	9:59'50.768
8	33.783	24.853	26.315	29.460	1'54.411	253,5	10:01'45.179
9	34.072	24.594	26.264	29.494	1'54.424	254,1	10:03'39.603
10	33.849	24.718	26.133	29.733	1'54.433	251,2	10:05'34.036
11	33.966	24.535	26.242	29.043	1'53.786	247,7	10:07'27.822
12	33.952	24.511	26.011	29.105	1'53.579	247,7	10:09'21.401

Race Time 22'54.743

25° 26 G. ANTIGA [1'52.214]

Lap	Seg1	Seg2	Seg3	Seg4	Lap Time	km/h	Local Time
1		27.396	29.337	32.523	2'09.665	203,0	9:48'36.323
2	37.868	26.053	27.891	31.488	2'03.300	232,8	9:50'39.623
3	36.204	25.318	27.415	30.779	1'59.716C	242,7	9:52'39.339
4	35.678	25.846	26.689	30.035	1'58.248C	246,0	9:54'37.587
5	34.773	24.681	27.007	29.788	1'56.249C	246,0	9:56'33.836
6	34.238	24.693	27.024	29.844	1'55.799C	247,1	9:58'29.635
7	33.859	24.473	26.267	29.333	1'53.932	248,8	10:00'23.567
8	33.728	24.276	26.358	29.890	1'54.252C	252,9	10:02'17.819
9	33.642	24.793	25.815	29.569	1'53.819	244,9	10:04'11.638
10	33.533	24.625	26.135	28.821	1'53.114	249,4	10:06'04.752

Race Time 22'15.645 + 18.000Pen

20° 6 C. PEROLARI [1'45.429]

Lap	Seg1	Seg2	Seg3	Seg4	Lap Time	km/h	Local Time
1		26.456	27.346	30.755	2'00.915	217,7	9:48'27.573
2	34.925	25.379	26.614	30.374	1'57.292	233,3	9:50'24.865
3	34.106	24.861	26.014	29.509	1'54.490C	231,8	9:52'19.355
4	33.530	24.586	25.186	37.016	2'00.318	248,3	9:54'19.673
5	33.091	24.506	25.877	28.993	1'52.467C	246,0	9:56'12.140
6	32.646	23.461	24.850	28.377	1'49.334	252,9	9:58'01.474
7	32.845	23.525	24.510	27.831	1'48.711	251,2	9:59'50.185
8	32.238	23.084	24.551	27.900	1'47.773	252,3	10:01'37.958
9	32.141	23.200	24.393	27.577	1'47.311	254,7	10:03'25.269
10	32.174	22.823	23.860	27.080	1'45.937	250,6	10:05'11.204
11	31.927	22.801	23.760	27.180	1'45.668	251,2	10:06'56.876
12	31.812	22.644	23.820	27.153	1'45.429	252,3	10:08'42.303

21° 22 F. FULIGNI [1'47.584]

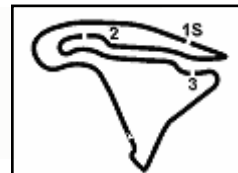
Lap	Seg1	Seg2	Seg3	Seg4	Lap Time	km/h	Local Time
1		27.161	27.706	31.740	2'05.371	225,9	9:48'32.029
2	35.722	25.772	26.508	31.189	1'59.191	238,9	9:50'31.220
3	34.777	24.771	25.929	30.022	1'55.499C	249,4	9:52'26.719
4	34.163	25.079	26.375	29.604	1'55.221	252,9	9:54'21.940
5	33.610	24.930	25.657	29.491	1'53.688C	251,2	9:56'15.628
6	33.431	24.115	25.175	28.832	1'51.553	244,9	9:58'07.181
7	33.019	23.801	25.152	28.414	1'50.386	254,1	9:59'57.567
8	33.705	23.927	25.009	28.398	1'51.039	253,5	10:01'48.606

08/09/2024 P = Pits In/Out - C = Lap Time Cancelled

These data/results cannot be reproduced, stored and/or transmitted in whole or in part by any manner of electronic, mechanical, photocopying, recording, broadcasting or otherwise now known or herein after developed without the previous express consent by the copyright owner, except for reproduction in daily press and regular printed publications on sale to the public within 60 days of the event related to those data/results and always provided that copyright symbol appears together as follows below.

© DORNA WSBK ORGANIZATION Srl 2024





Magny-Cours 4.411 m

Motul French Round, 6-8 September 2024
Chronological Analysis Race 1

Start at 9:46'26.658

4 / 4

11	33.984	24.094	25.723	28.971	1'52.772	247,7	10:07'57.524
12	33.723	24.118	25.826	28.547	1'52.214	248,3	10:09'49.738

Race Time 23'27.737

Race Time 23'23.080

26° 50 O. VOSTATEK [1'52.069]							
Lap	Seg1	Seg2	Seg3	Seg4	Lap Time	km/h	Local Time
1		26.957	29.460	32.643	2'09.164	217,7	9:48'35.822
2	37.804	25.675	28.399	30.865	2'02.743	238,4	9:50'38.565
3	36.872	25.388	27.595	30.401	2'00.256C	247,1	9:52'38.821
4	36.112	25.031	26.445	29.857	1'57.445C	248,3	9:54'36.266
5	35.499	24.897	27.123	29.596	1'57.115C	245,5	9:56'33.381
6	34.763	25.170	26.667	29.940	1'56.540	232,8	9:58'29.921
7	34.666	24.491	25.628	29.191	1'53.976	248,3	10:00'23.897
8	34.450	24.254	25.762	29.045	1'53.511	251,7	10:02'17.408
9	33.955	24.785	25.781	29.918	1'54.439	253,5	10:04'11.847
10	34.038	24.215	26.451	28.897	1'53.601	253,5	10:06'05.448
11	34.069	24.507	25.649	28.124	1'52.349	247,1	10:07'57.797
12	33.753	24.271	25.480	28.565	1'52.069	251,2	10:09'49.866

Race Time 23'23.208

27° 27 K. TOBA [1'54.781]							
Lap	Seg1	Seg2	Seg3	Seg4	Lap Time	km/h	Local Time
1		25.934	27.031	31.093	2'00.490	230,8	9:48'27.148
2	34.719	25.216	26.766	30.381	1'57.082	237,4	9:50'24.230
3	34.696	26.015	26.424	30.642	1'57.777C	240,0	9:52'22.007
4	34.909	25.976	26.750	31.071	1'58.706	244,9	9:54'20.713
5	34.503	25.789	26.582	30.336	1'57.210C	241,6	9:56'17.923
6	34.707	25.311	27.302	30.501	1'57.821	244,3	9:58'15.744
7	34.650	25.362	26.450	32.193	1'58.655	247,1	10:00'14.399
8	34.582	25.228	26.444	30.036	1'56.290	245,5	10:02'10.689
9	34.400	25.312	26.158	29.745	1'55.615	247,1	10:04'06.304
10	34.496	25.173	26.155	29.998	1'55.822	247,7	10:06'02.126
11	34.347	25.085	25.852	29.777	1'55.061	242,2	10:07'57.187
12	34.040	25.046	26.065	29.630	1'54.781	246,0	10:09'51.968

Race Time 23'25.310

28° 45 L. DE VLEESCHAUWER [1'53.264]							
Lap	Seg1	Seg2	Seg3	Seg4	Lap Time	km/h	Local Time
1		26.907	28.566	32.071	2'07.165	232,3	9:48'33.823
2	36.404	26.039	27.763	30.986	2'01.192	233,8	9:50'35.015
3	35.568	25.736	27.492	30.597	1'59.393C	239,5	9:52'34.408
4	35.304	25.295	27.190	30.215	1'58.004C	243,8	9:54'32.412
5	34.988	25.578	26.789	29.919	1'57.274C	242,7	9:56'29.686
6	34.801	25.079	26.495	29.741	1'56.116	241,6	9:58'25.802
7	34.198	25.071	26.316	29.326	1'54.911	241,1	10:00'20.713
8	34.041	24.397	26.403	31.362	1'56.203	246,0	10:02'16.916
9	34.261	24.520	25.924	29.379	1'54.084	246,6	10:04'11.000
10	33.905	24.771	26.961	29.271	1'54.908	249,4	10:06'05.908
11	33.928	24.727	26.182	29.445	1'54.282	248,8	10:08'00.190
12	33.807	24.641	25.938	28.878	1'53.264	252,9	10:09'53.454

Race Time 23'26.796

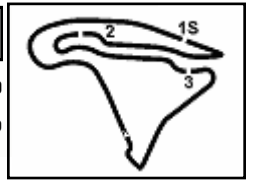
29° 74 P. BIESIEKIRSKI [1'54.903]							
Lap	Seg1	Seg2	Seg3	Seg4	Lap Time	km/h	Local Time
1		26.329	27.532	30.471	2'01.499	217,7	9:48'28.157
2	34.712	25.516	26.431	30.406	1'57.065	233,8	9:50'25.222
3	34.712	25.515	26.739	31.066	1'58.032C	246,0	9:52'23.254
4	37.066	25.419	27.164	30.742	2'00.391	247,7	9:54'23.645
5	35.515	25.750	27.151	31.320	1'59.736C	228,8	9:56'23.381
6	35.151	25.247	26.568	30.094	1'57.060	240,5	9:58'20.441
7	34.825	25.035	26.987	29.991	1'56.838	246,6	10:00'17.279
8	34.637	25.023	26.850	29.908	1'56.418	248,8	10:02'13.697
9	34.254	24.811	26.476	29.621	1'55.162	238,9	10:04'08.859
10	34.120	25.093	26.163	30.106	1'55.482	249,4	10:06'04.341
11	34.439	24.776	26.274	29.662	1'55.151	237,9	10:07'59.492
12	34.161	24.828	26.302	29.612	1'54.903	248,8	10:09'54.395

08/09/2024 P = Pits In/Out - C = Lap Time Cancelled

These data/results cannot be reproduced, stored and/or transmitted in whole or in part by any manner of electronic, mechanical, photocopying, recording, broadcasting or otherwise now known or herein after developed without the previous express consent by the copyright owner, except for reproduction in daily press and regular printed publications on sale to the public within 60 days of the event related to those data/results and always provided that copyright symbol appears together as follows below.

© DORNA WSBK ORGANIZATION Srl 2024





Motul French Round, 6-8 September 2024
Best Laps & Speeds

No.	Rider	Nat	Best Lap		FP		SP		WUP1		RC1	
			LL	SPD	LL	SPD	LL	SPD	LL	SPD	LL	SPD
1	99 A. HUERTAS Ducati Panigale V2	ESP	1'39.705 53 264,1		1'40.610 21 263,4		1'39.705 17 262,8		1'58.480 3 242,7		1'43.781 12 264,1	
2	94 L. MAHIAS Yamaha YZF R6	FRA	1'39.854 45 259,0		1'41.123 19 254,1		1'39.854 13 259,0		2'01.892 3 236,3		1'45.490 10 252,3	
3	9 J. NAVARRO Ducati Panigale V2	ESP	1'39.876 50 260,9		1'40.861 19 260,9		1'39.876 17 260,9		2 240,0		1'45.025 12 260,9	
4	55 Y. MONTELLA Ducati Panigale V2	ITA	1'39.886 48 263,4		1'41.111 14 263,4		1'39.886 19 263,4		2'00.656 3 244,9		1'44.462 12 261,5	
5	62 S. MANZI Yamaha YZF R6	ITA	1'39.890 42 259,6		1'40.569 22 257,8		1'39.890 16 259,6		2 234,3		1'53.097 2 255,3	
6	64 F. CARICASULO MV Agusta F3 800 RR	ITA	1'40.210 45 259,6		1'40.930 17 259,6		1'40.210 16 259,6		200,0		1'43.744 12 259,6	
7	53 V. DEBISE Yamaha YZF R6	FRA	1'40.286 47 257,8		1'41.869 14 256,5		1'40.286 18 257,8		2'01.289 3 234,3		1'49.510 12 253,5	
8	69 T. BOOTH-AMOS Triumph Street Triple RS 765	GBR	1'40.608 50 258,4		1'41.223 19 257,1		1'40.608 16 258,4		3 240,5		1'45.375 12 258,4	
9	23 M. SCHROETTER MV Agusta F3 800 RR	GER	1'40.757 38 261,5		1'42.642 6 255,3		1'40.757 18 261,5		2 236,3		1'48.130 12 258,4	
10	66 N. TUULI Ducati Panigale V2	FIN	1'40.810 49 260,2		1'41.710 18 257,1		1'40.810 17 260,2		2 238,9		1'44.083 12 259,0	
11	28 G. VAN STRAALEN Yamaha YZF R6	NED	1'40.857 54 261,5		1'41.621 22 257,8		1'40.857 18 256,5		2 239,5		1'43.784 12 261,5	
12	61 C. ONCU Kawasaki ZX-6R	TUR	1'41.003 43 260,9		1'41.496 19 259,0		1'41.003 10 260,9		2 222,2		1'43.122 12 258,4	
13	32 D. BAYLISS Ducati Panigale V2	AUS	1'41.084 50 258,4		1'41.997 20 257,1		1'41.084 14 258,4		2'05.590 4 232,3		1'44.958 12 255,9	
14	6 C. PEROLARI Honda CBR600RR	FRA	1'41.133 45 258,4		1'41.332 17 255,9		1'41.133 14 258,4		2 228,8		1'45.429 12 254,7	
15	68 L. POWER MV Agusta F3 800 RR	AUS	1'41.377 42 257,8		1'42.703 18 254,7		1'41.377 18 257,8		2 247,1		1'52.674 4 246,6	
16	54 B. SOFUOGLU MV Agusta F3 800 RR	TUR	1'41.405 54 262,1		1'42.376 20 259,0		1'41.405 19 262,1		2'09.187 3 237,9		1'48.358 12 259,0	
17	17 J. MCPHEE Triumph Street Triple RS 765	GBR	1'41.412 49 261,5		1'41.720 18 261,5		1'41.412 16 259,0		2'00.854 3 241,6		1'47.489 12 254,7	
18	71 T. EDWARDS Ducati Panigale V2	AUS	1'41.428 53 263,4		1'41.889 19 258,4		1'41.428 18 263,4		2'02.995 4 234,8		1'45.204 12 259,0	
19	27 K. TOBA Honda CBR600RR	JPN	1'41.449 47 263,4		1'41.800 17 263,4		1'41.449 15 263,4		2'14.252 3 223,6		1'54.781 12 247,7	
20	5 N. ANTONELLI Ducati Panigale V2	ITA	1'41.458 57 258,4		1'43.528 22 256,5		1'41.458 19 258,4		4 230,3		1'54.536 12 251,7	
21	14 E. DE LA VEGA Yamaha YZF R6	FRA	1'41.744 45 260,9		1'42.455 13 252,9		1'41.744 16 260,9		2'04.324 4 238,9		1'48.087 12 257,8	
22	80 A. DIAZ Yamaha YZF R6	ESP	1'41.804 53 258,4		1'42.763 21 256,5		1'41.804 17 258,4		3 244,3		1'45.566 12 257,1	
23	26 G. ANTIGA Kawasaki ZX-6R	FRA	1'41.843 50 258,4		1'42.948 14 254,1		1'41.843 20 258,4		2'08.310 4 225,5		1'52.214 12 252,9	
24	50 D. VOSTATEK Triumph Street Triple RS 765	CZE	1'41.929 51 258,4		1'42.702 19 255,3		1'41.929 17 258,4		2'15.813 3 239,5		1'52.069 12 253,5	
25	74 P. BIESIEKIRSKI Ducati Panigale V2	POL	1'41.960 57 256,5		1'43.169 22 255,9		1'41.960 20 256,5		3 221,8		1'54.903 12 249,4	

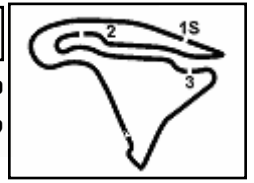
08/09/2024

These data/results cannot be reproduced, stored and/or transmitted in whole or in part by any manner of electronic, mechanical, photocopying, recording, broadcasting or otherwise now known or herein after developed without the previous express consent by the copyright owner, except for reproduction in daily press and regular printed publications on sale to the public within 60 days of the event related to those data/results and always provided that copyright symbol appears together as follows below.

© DORNA WSBK ORGANIZATION Srl 2024

FICR PERUGIA TIMING





Magny-Cours 4.411 m

2 / 2

Motul French Round, 6-8 September 2024
Best Laps & Speeds

No.	Rider Bike	Nat	Best Lap		FP		SP		WUP1		RC1						
			LL	SPD	LL	SPD	LL	SPD	LL	SPD	LL	SPD					
26	48 L. DALLA PORTA Yamaha YZF R6	ITA	1'42.052 48	256,5	1'43.790 13	252,3	1'42.052 19	255,9	2'16.465 4	227,4	1'45.741 12	256,5					
27	40 S. CORSI Ducati Panigale V2	ITA	1'42.116 53	259,6	1'43.469 22	255,9	1'42.116 17	259,6	2'07.542 2	233,3	1'53.541 12	254,1					
28	51 A. SARMOON Yamaha YZF R6	THA	1'42.162 54	257,8	1'42.468 21	256,5	1'42.162 18	257,8	2'09.159 3	239,5	1'46.911 12	254,1					
29	22 F. FULIGNI Ducati Panigale V2	ITA	1'42.241 51	261,5	1'42.469 19	255,9	1'42.241 17	261,5	2'13.0 3	239,5	1'47.584 12	254,7					
30	3 R. DE ROSA QJMOTOR SRK 800 RR	ITA	1'42.606 52	252,9	1'43.783 20	250,6	1'42.606 18	252,9	2'08.272 2	213,0	1'52.028 12	246,0					
31	49 A. NEGRIER Yamaha YZF R6	FRA	1'43.050 39	253,5	1'44.186 5	249,4	1'43.050 19	253,5	2'13.780 3	238,4	1'49.254 12	252,9					
32	89 K. BIN PAWI Honda CBR600RR	MAS	1'43.136 33	258,4	1'43.136 18	258,4	234,8	2'13.780 3	219,5	12	256,5						
33	45 L. DE VLEESCHAUWER Triumph Street Triple RS 765	BEL	1'43.310 50	255,9	1'45.152 20	255,9	15	251,7	2'08.272 3	236,8	1'53.264 12	252,9					

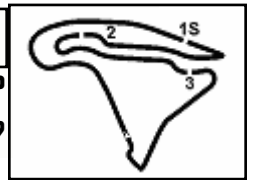
08/09/2024

These data/results cannot be reproduced, stored and/or transmitted in whole or in part by any manner of electronic, mechanical, photocopying, recording, broadcasting or otherwise now known or herein after developed without the previous express consent by the copyright owner, except for reproduction in daily press and regular printed publications on sale to the public within 60 days of the event related to those data/results and always provided that copyright symbol appears together as follows below.

© DORNA WSBK ORGANIZATION Srl 2024

FICR PERUGIA TIMING





Motul French Round, 6-8 September 2024
Fastest Laps Race 1

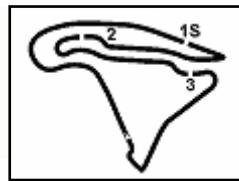
No.	Rider	Nat	Team	Bike	Class	Lap	Time	Gap
1	61 C. ONCU	TUR	Kawasaki Puccetti Racing	Kawasaki ZX-6R		12	1'43.122	
2	64 F. CARICASULO	ITA	Motozoo ME AIR Racing	MV Agusta F3 800 RR		12	1'43.744	0.622
3	99 A. HUERTAS	ESP	Aruba.it Racing WorldSSP Team	Ducati Panigale V2		12	1'43.781	0.659
4	28 G. VAN STRAALEN	NED	Pata Yamaha Ten Kate Racing	Yamaha YZF R6		12	1'43.784	0.662
5	66 N. TUULI	FIN	EAB Racing Team	Ducati Panigale V2		10	1'44.083	0.961
6	55 Y. MONTELLA	ITA	Barni Spark Racing Team	Ducati Panigale V2		12	1'44.462	1.340
7	32 O. BAYLISS	AUS	D34G Racing WorldSSP Team	Ducati Panigale V2		12	1'44.958	1.836
8	9 J. NAVARRO	ESP	Orelac Racing Verdatura	Ducati Panigale V2		10	1'45.025	1.903
9	71 T. EDWARDS	AUS	D34G Racing WorldSSP Team	Ducati Panigale V2	*	12	1'45.204	2.082
10	69 T. BOOTH-AMOS	GBR	PTR Triumph	Triumph Street Triple RS 765		11	1'45.375	2.253
11	6 C. PEROLARI	FRA	CBD Racing Honda France	Honda CBR600RR		12	1'45.429	2.307
12	94 L. MAHIAS	FRA	GMT94 Yamaha	Yamaha YZF R6		10	1'45.490	2.368
13	80 A. DIAZ	ESP	Yamaha Thailand Racing Team	Yamaha YZF R6		12	1'45.566	2.444
14	48 L. DALLA PORTA	ITA	VFT Racing Yamaha	Yamaha YZF R6		12	1'45.741	2.619
15	51 A. SARMOON	THA	Yamaha Thailand Racing Team	Yamaha YZF R6		11	1'46.911	3.789
16	17 J. MCPHEE	GBR	WRP by SKM-Triumph	Triumph Street Triple RS 765		12	1'47.489	4.367
17	89 K. BIN PAWI	MAS	PETRONAS MIE Racing Honda	Honda CBR600RR		12	1'47.562	4.440
18	22 F. FULIGNI	ITA	Orelac Racing Verdatura	Ducati Panigale V2	*	12	1'47.584	4.462
19	14 E. DE LA VEGA	FRA	Perles de Fruits Racing Teams CMS	Yamaha YZF R6		12	1'48.087	4.965
20	23 M. SCHROETTER	GER	MV Agusta Reparto Corse	MV Agusta F3 800 RR		12	1'48.130	5.008
21	54 B. SOFUOGLU	TUR	MV Agusta Reparto Corse	MV Agusta F3 800 RR		12	1'48.358	5.236
22	49 A. NEGRIER	FRA	GMT94 Yamaha	Yamaha YZF R6		10	1'49.254	6.132
23	53 V. DEBISE	FRA	Evan Bros. WorldSSP Yamaha Team	Yamaha YZF R6		10	1'49.510	6.388
24	3 R. DE ROSA	ITA	QJMOTOR Factory Racing	QJMOTOR SRK 800 RR	*	12	1'52.028	8.906
25	50 O. VOSTATEK	CZE	PTR Triumph	Triumph Street Triple RS 765		12	1'52.069	8.947
26	26 G. ANTIGA	FRA	VIAMO Racing by MTM	Kawasaki ZX-6R		12	1'52.214	9.092
27	68 L. POWER	AUS	Motozoo ME AIR Racing	MV Agusta F3 800 RR	*	4	1'52.674	9.552
28	62 S. MANZI	ITA	Pata Yamaha Ten Kate Racing	Yamaha YZF R6		2	1'53.097	9.975
29	45 L. DE VLEESCHAUWER	BEL	WRP by SKM-Triumph	Triumph Street Triple RS 765		12	1'53.264	10.142
30	40 S. CORSI	ITA	Renzi Corse	Ducati Panigale V2	*	7	1'53.541	10.419
31	5 N. ANTONELLI	ITA	Ecosantagata Althea Racing Team	Ducati Panigale V2		10	1'54.536	11.414
32	27 K. TOBA	JPN	PETRONAS MIE Racing Honda	Honda CBR600RR		12	1'54.781	11.659
33	74 P. BIESIEKIRSKI	POL	Ecosantagata Althea Racing Team	Ducati Panigale V2		12	1'54.903	11.781

* WorldSSP Challenge

08/09/2024

These data/results cannot be reproduced, stored and/or transmitted in whole or in part by any manner of electronic, mechanical, photocopying, recording, broadcasting or otherwise now known or herein after developed without the previous express consent by the copyright owner, except for reproduction in daily press and regular printed publications on sale to the public within 60 days of the event related to those data/results and always provided that copyright symbol appears together as follows below.

© DORNA WSBK ORGANIZATION Srl 2024

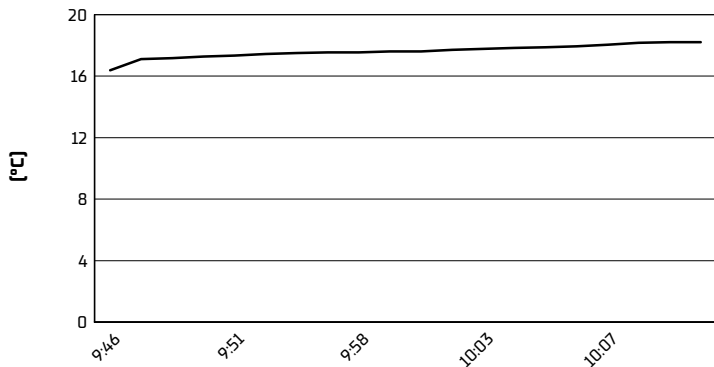


Magny-Cours 4.411 m

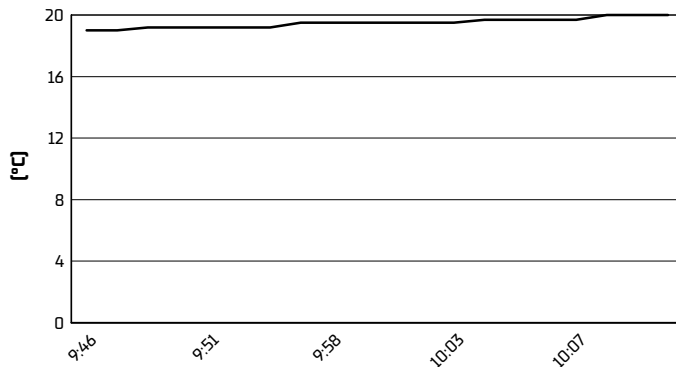
Motul French Round, 6-8 September 2024
Weather Report Race 1

Session started 09:46 - Session ended 10:12

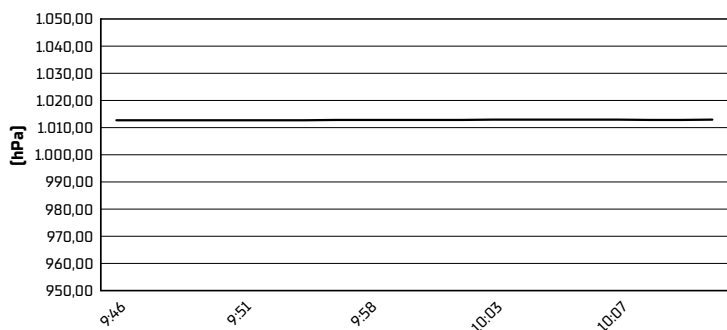
Air Temperature



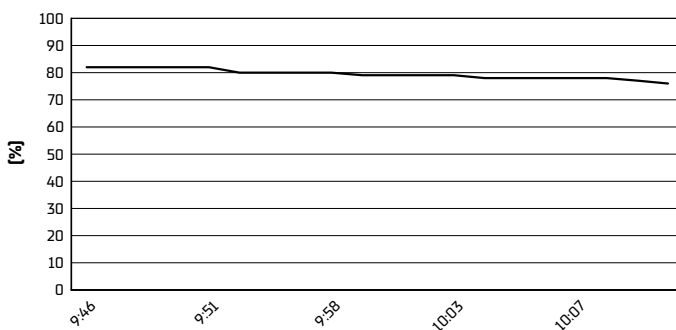
Track Temperature



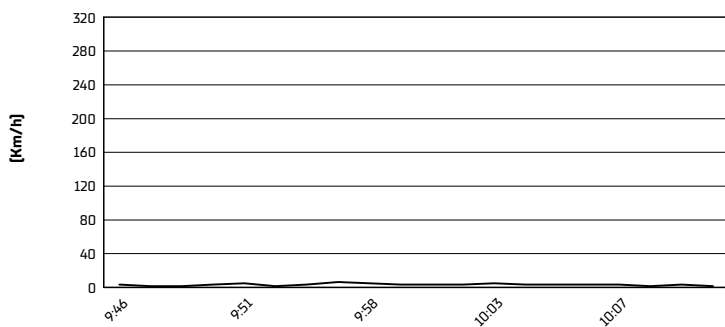
Air Pressure



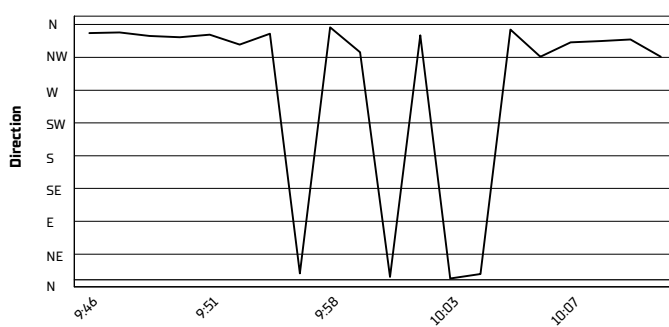
Humidity



Wind Speed



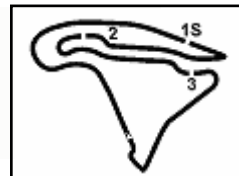
Wind Direction



08/09/2024

These data/results cannot be reproduced, stored and/or transmitted in whole or in part by any manner of electronic, mechanical, photocopying, recording, broadcasting or otherwise now known or herein after developed without the previous express consent by the copyright owner, except for reproduction in daily press and regular printed publications on sale to the public within 60 days of the event related to those data/results and always provided that copyright symbol appears together as follows below.

© DORNA WSBK ORGANIZATION Srl 2024



Magny-Cours 4.411 m

Motul French Round, 6-8 September 2024
Starting Grid - Race 2 [19 Laps x 4,411 km = 83,809 km]

3	99 HUERTAS A. Ducati 1'43.781 RC1	2	64 CARICASULO F. MV Agusta 1'43.744 RC1	1	61 ONCU C. Kawasaki 1'43.122 RC1	1
6	55 MONTELLA Y. Ducati 1'44.462 RC1	5	66 TUULI N. Ducati 1'44.083 RC1	4	28 VAN STRAALLEN G. Yamaha 1'43.784 RC1	2
9	71 EDWARDS T. Ducati 1'45.204 RC1	8	9 NAVARRO J. Ducati 1'45.025 RC1	7	32 BAYLISS O. Ducati 1'44.958 RC1	3
12	53 DEBISE V. Yamaha 1'40.286 SP	11	62 MANZI S. Yamaha 1'39.890 SP	10	94 MAHIAS L. Yamaha 1'39.854 SP	4
15	6 PEROLARI C. Honda 1'41.133 SP	14	23 SCHROETTER M. MV Agusta 1'40.757 SP	13	69 BOOTH-AMOS T. Triumph 1'40.608 SP	5
18	17 MCPHEE J. Triumph 1'41.412 SP	17	54 SOFUOGLU B. MV Agusta 1'41.405 SP	16	68 POWER L. MV Agusta 1'41.377 SP	6
21	14 DE LA VEGA E. Yamaha 1'41.744 SP	20	5 ANTONELLI N. Ducati 1'41.458 SP	19	27 TOBA K. Honda 1'41.449 SP	7
24	50 VOSTATEK O. Triumph 1'41.929 SP	23	26 ANTIGA G. Kawasaki 1'41.843 SP	22	80 DIAZ A. Yamaha 1'41.804 SP	8
27	40 CORSI S. Ducati 1'42.116 SP	26	48 DALLA PORTA L. Yamaha 1'42.052 SP	25	74 BIESIEKIRSKI P. Ducati 1'41.960 SP	9
30	3 DE ROSA R. QJMOTOR 1'42.606 SP	29	22 FULIGNI F. Ducati 1'42.241 SP	28	51 SARMOON A. Yamaha 1'42.162 SP	10
33	89 BIN PAWI K. Honda	32	45 DE VLEESCHAUWER Triumph 1'43.310 SP	31	49 NEGRIER A. Yamaha 1'43.050 SP	11