

Magny-Cours 4.411 m

Motul French Round, 6-8 September 2024
Results Race 2

Laps 19 = 83,809 Km - Time of Race 31'54.069 - Avg. 157,629 km/h

1 / 2

Pos	Grid	No. Rider	Nat	Team	Bike	Class	LL	Gap	Rel.	Fastest Lap	Speed	Qualifying	Speed
1	6	55 Y. MONTELLA	ITA	Barni Spark Racing Team	Ducati Panigale V2		19			1'40.332	261,5	1'39.886	263,4
2	11	62 S. MANZI	ITA	Pata Yamaha Ten Kate Racing	Yamaha YZF R6		19	0.171	0.171	1'40.027	264,1	1'39.890	259,6
3	3	99 A. HUERTAS	ESP	Aruba.it Racing WorldSSP Team	Ducati Panigale V2		19	1.380	1.209	1'40.070	264,7	1'39.705	262,8
4	13	69 T. BOOTH-AMOS	GBR	PTR Triumph	Triumph Street Triple RS 765		19	12.230	10.850	1'40.806	265,4	1'40.608	258,4
5	8	9 J. NAVARRO	ESP	Orelac Racing Verdunatura	Ducati Panigale V2		19	12.626	0.396	1'40.713	262,1	1'39.876	260,9
6	4	28 G. VAN STRAALEN	NED	Pata Yamaha Ten Kate Racing	Yamaha YZF R6		19	14.148	1.522	1'40.936	260,2	1'40.857	256,5
7	15	6 C. PEROLARI	FRA	CBO Racing Honda France	Honda CBR600RR		19	16.613	2.465	1'40.782	261,5	1'41.133	258,4
8	5	66 N. TUULI	FIN	EAB Racing Team	Ducati Panigale V2		19	18.116	1.503	1'41.142	264,7	1'40.810	260,2
9	1	61 C. ONCU	TUR	Kawasaki Puccetti Racing	Kawasaki ZX-6R		19	25.199	7.083	1'41.376	259,6	1'41.003	260,9
10	14	23 M. SCHROETTER	GER	MV Agusta Reparto Corse	MV Agusta F3 800 RR		19	26.309	1.110	1'41.155	259,6	1'40.757	261,5
11	7	32 O. BAYLISS	AUS	D34G Racing WorldSSP Team	Ducati Panigale V2		19	26.994	0.685	1'41.493	262,1	1'41.084	258,4
12	18	17 J. MCPHEE	GBR	WRP by SKM-Triumph	Triumph Street Triple RS 765		19	28.928	1.934	1'41.282	260,2	1'41.412	259,0
13	19	27 K. TOBA	JPN	PETRONAS MIE Racing Honda	Honda CBR600RR		19	36.277	7.349	1'41.595	263,4	1'41.449	263,4
14	9	71 T. EDWARDS	AUS	D34G Racing WorldSSP Team	Ducati Panigale V2	*	19	37.570	1.293	1'41.953	261,5	1'41.428	263,4
15	25	74 P. BIESIEKIRSKI	POL	Ecosantagata Althea Racing Team	Ducati Panigale V2		19	37.915	0.345	1'41.843	261,5	1'41.960	256,5
16	24	50 O. VOSTATEK	CZE	PTR Triumph	Triumph Street Triple RS 765		19	38.816	0.901	1'41.795	260,9	1'41.929	258,4
17	16	68 L. POWER	AUS	Motozoo ME AIR Racing	MV Agusta F3 800 RR	*	19	43.689	4.873	1'41.869	259,6	1'41.377	257,8
18	27	40 S. CORSI	ITA	Renzi Corse	Ducati Panigale V2	*	19	44.313	0.624	1'42.044	261,5	1'42.116	259,6
19	28	51 A. SARMOON	THA	Yamaha Thailand Racing Team	Yamaha YZF R6		19	44.532	0.219	1'41.916	259,6	1'42.162	257,8
20	26	48 L. DALLA PORTA	ITA	VFT Racing Yamaha	Yamaha YZF R6		19	44.716	0.184	1'42.227	258,4	1'42.052	255,9
21	20	5 N. ANTONELLI	ITA	Ecosantagata Althea Racing Team	Ducati Panigale V2		19	45.578	0.862	1'41.862	263,4	1'41.458	258,4
22	22	80 A. DIAZ	ESP	Yamaha Thailand Racing Team	Yamaha YZF R6		19	49.378	3.800	1'42.425	259,6	1'41.804	258,4
23	29	22 F. FULIGNI	ITA	Orelac Racing Verdunatura	Ducati Panigale V2	*	19	49.754	0.376	1'42.278	260,2	1'42.241	261,5
24	23	26 G. ANTIGA	FRA	VIAMO Racing by MTM	Kawasaki ZX-6R		19	53.507	3.753	1'42.679	262,8	1'41.843	258,4
25	31	49 A. NEGRIER	FRA	GMT94 Yamaha	Yamaha YZF R6		19	1'02.462	8.955	1'42.837	259,0	1'43.050	253,5
26	21	14 E. DE LA VEGA	FRA	Perles de Fruits Racing Teams CMS	Yamaha YZF R6		19	1'02.810	0.348	1'41.851	259,0	1'41.744	260,9
27	32	45 L. DE VLEESCHAUWER	BEL	WRP by SKM-Triumph	Triumph Street Triple RS 765		19	1'10.004	7.194	1'43.019	257,1	1'43.310	251,7
28	30	3 R. DE ROSA	ITA	QJMOTOR Factory Racing	QJMOTOR SRK 800 RR	*	19	1'10.197	0.193	1'43.309	254,7	1'42.606	252,9
29	33	89 K. BIN PAWI	MAS	PETRONAS MIE Racing Honda	Honda CBR600RR		19	1'12.281	2.084	1'43.267	257,1		234,8
Not Classified													
RET	10	94 L. MAHIAS	FRA	GMT94 Yamaha	Yamaha YZF R6		12	7 Laps		1'40.711	259,6	1'39.854	259,0
RET	12	53 V. DEBISE	FRA	Evan Bros. WorldSSP Yamaha Team	Yamaha YZF R6		12	7 Laps		1'40.474	264,7	1'40.286	257,8
RET	2	64 F. CARICASULO	ITA	Motozoo ME AIR Racing	MV Agusta F3 800 RR		10	9 Laps		1'41.031	259,0	1'40.210	259,6
RET	17	54 B. SOFUOGLU	TUR	MV Agusta Reparto Corse	MV Agusta F3 800 RR		0				244,9	1'41.405	262,1

AIR	Humidity:	57%	Temp:	21°C
TRACK	Condition:	Dry	Temp:	26°C

Records	Pole [SP]	2024	A.Huertas	1'39.705	159,266 Km/h
	Race [RC2]	2023	V.Debise	1'40.520	157,975 Km/h
	All Times [SP]	2024	A.Huertas	1'39.705	159,266 Km/h
Race Fastest Lap	[New Record]	Lap 7	S.Manzi	1'40.027	158,753 Km/h

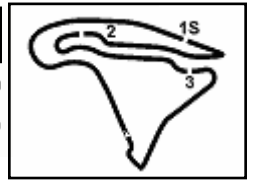
LAP LEADERS				
No. Rider	From	To	Laps	Total
61 C. ONCU	1	1	1	1
55 Y. MONTELLA	2	13	12	
62 S. MANZI	14	16	3	3
55 Y. MONTELLA	17	19	3	15

TOTAL LEADER LAPS			
No. Rider	Laps		
55 Y. MONTELLA	110	68 L. POWER	4
99 A. HUERTAS	85	23 M. SCHROETTER	2
53 V. DEBISE	16	27 K. TOBA	1
66 N. TUULI	11	54 B. SOFUOGLU	1
62 S. MANZI	9	61 C. ONCU	1
71 T. EDWARDS	5	94 L. MAHIAS	1
7 L. BALDASSARRI	4		
28 G. VAN STRAALEN	4		

08/09/2024 14:00 14:36 The results are provisional until the end of the time limit for protests and appeals and the completion of the technical checks.

These data/results cannot be reproduced, stored and/or transmitted in whole or in part by any manner of electronic, mechanical, photocopying, recording, broadcasting or otherwise now known or herein after developed without the previous express consent by the copyright owner, except for reproduction in daily press and regular printed publications on sale to the public within 60 days of the event related to those data/results and always provided that copyright symbol appears together as follows below.

© DORNA WSBK ORGANIZATION Srl 2024



Motul French Round, 6-8 September 2024
Results Race 2

* WorldSSP Challenge

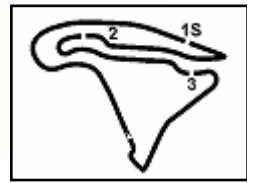
Race Highlights

Time	No. Rider	Description
13.45.00		Sighting Lap Started
13.57.56		Warm Up Lap Started
14.00.28		Start of Session
14.02.02	54 B. SOFUOGLU	#54 Crashed - Turn 13
14.02.18		WHITE FLAG
14.02.23		DROPS of RAIN in Sector(s): 1
14.02.32		No Jump Starts
14.02.39	54 B. SOFUOGLU	#54 Not Actively Competing
14.15.34	32 O. BAYLISS	#32 Track Limits Warning
14.16.03		Official Ambient Air Temperature 21.9°C - Humidity 58% - Atmospheric Pressure 1011.3mbar
14.17.29	64 F. CARICASULO	#64 Entered Pit Lane
14.18.44	64 F. CARICASULO	#64 Retired
14.20.36		2/3 of Race Distance Completed
14.22.37	94 L. MAHIAS	#94 Crashed - Turn 15
14.22.37	53 V. DEBISE	#53 Crashed - Turn 15
14.24.01	53 V. DEBISE	#53 Not Actively Competing
14.24.01	94 L. MAHIAS	#94 Not Actively Competing
14.24.22	94 L. MAHIAS	#94 Medical Centre
14.24.30		Incident in turn 15 - To be reviewed after the race
14.32.06	14 E. DE LA VEGA	#14 Crashed - Turn 5
14.32.15	14 E. DE LA VEGA	#14 Rejoined
14.32.39		Podium Confirmed
14.37.32		End of Session
14.38.45		Results Confirmed

Start End The results are provisional until the end of the time limit for protests and appeals
08/09/2024 14:00 14:36 and the completion of the technical checks.

These data/results cannot be reproduced, stored and/or transmitted in whole or in part by any manner of electronic, mechanical, photocopying, recording, broadcasting or otherwise now known or herein after developed without the previous express consent by the copyright owner, except for reproduction in daily press and regular printed publications on sale to the public within 60 days of the event related to those data/results and always provided that copyright symbol appears together as follows below.

© DORNA WSBK ORGANIZATION Srl 2024



Magny-Cours 4.411 m

Motul French Round, 6-8 September 2024
Riders Standings

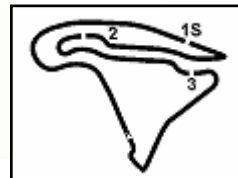
1 / 3

	Points	Points From First	Points From Previous	February 25 PHILLIP ISLAND	March 24 BARCELONA	April 21 ASSEN	June 16 MISANO	July 14 DONINGTON PARK	July 21 MOST	August 11 PORTIMAO	September 8 MAGNY-COURS	September 22 CREMONA CIRCUIT	September 29 ARAGON	October 13 ESTORIL	October 20 JEREZ						
1 HUERTAS Adrian (ESP)	289			16 7	25 3 5	25 20 4 1	25 25 1 1	25 25 1 1	25 25 1 1	20 4 1 1	13 16 1 1										
2 MONTELLA Yari (ITA)	275	14		25 25 1 1	13 13 1 1	9 20 2 2	20 20 2 2	16 20 2 2	13 16 2 2	25 25 2 2	10 25 2 2										
3 MANZI Stefano (ITA)	239	50 36		20 2 4	20 25 4 3	20 1 2	16 13 3 3	20 13 3 3	16 20 3 3	16 20 3 3	20 3 3										
4 DEBISE Valentin (FRA)	162	127 77		11 11	11 11 7 7	16 6 7	13 16 6 5	11 8 5 5	20 13 5 4	10 16 4 4	6 4 4										
5 SCHROETTER Marcel (GER)	148	141 14		16 20 3 2	16 20 2 2	4 8 2 4	10 10 4 4	5 4 4	9 7 4 5	9 8 5 5	6 5 5										
6 NAVARRO Jorge (ESP)	139	150 9		9 4 7 10	9 9 7 9	9 5 8 9	11 11 7 7	13 16 6 6	11 6 6	13 6 6	8 11 7 6										
7 CARICASULO Federico (ITA)	138	151 1		13 13 4 3	10 8 5 4	10 5 6	9 9 5 6	1 7 7	11 10 7 7	11 13 7 7	20 6 7										
8 VAN STRAALEN Glenn (NED)	126	163 12			2 6 20 14	13 25 12 8	6 2 9 9	4 9 9 8	7 9 8 8	7 10 8 8	16 10 8 8										
9 TUULI Niki (FIN)	103	186 23		2 18	20 23 24 15	16 12 11	7 8 12 11	7 10 12 11	6 8 11 10	6 9 10	25 8 9 9										
10 MAHIAS Lucas (FRA)	81	208 22		7 9 9 7	16 7 11 8	7 9 10	1 10 10	6 6 10 10	10 10 11	8 11 9 9	10 10 10 10										
11 ONCU Can (TUR)	70	219 11			8 7 13 13	7 14 12	7 14 15	1 4 16 15	5 6 14 14	5 9 13 13	11 7 12 11										
12 BOOTH-AMOS Thomas (GBR)	67	222 3		3 16	3 1 16 15	1 18 20	6 21 18	9 11 17 13	8 13 13	6 14 14	7 13 14 12										
13 SOFUOGLU Bahattin (TUR)	65	224 2		10 10 6 4	6 10 6 6	8 11 7 5	8 8 8 8	10 8 9	9 9 9 9	11 11 11 11	11 13 11 13										
14 BAYLISS Oliver (AUS)	64	225 1		11 6 5 6	5 10 10	5 11 12	8 3 11 11	8 7 11 12	4 1 12 12	1 12 12	5 5 13 14										
15 MCPHEE John (GBR)	37	252 27		8 8 8 7	4 9 11	5 10 11	5 12 14	5 14 16	16 16 16 16	1 7 16 15	4 15 15										
16 EDWARDS Tom (AUS)	35	254 2			4 11 20 14	17 16 16	4 5 15 17	5 17 17	17 18 17 18	9 2 15 16											
17 ANTONELLI Niccolo (ITA)	31	258 4			7 14 15	1 13 16 14	7 15 13	7 13 14	15 15 15 15	3 15 16	3 17 17										
18 CORSI Simone (ITA)	29	260 2				2 3 24 25	5 25 19	3 3 19 19	5 19 18	3 5 17 17	5 18 18										
19 BALDASSARRI Lorenzo (ITA)	21	268 8		7 13	14 15 18 20	2 20 22	2 2 20 20	1 3 20 20	4 19 19	4 19 19	19 19 19 19										
20 RUIZ Yeray (ESP)	18	271 3		5 5 11 12	5 3 12 12	13 15 17 17	17 17 18 18	18 18 18 19	18 19 20 20	20 20 20 20	20 20 20 20										
21 TOBA Kaito (JPN)	15	274 3				10 18	18 19 21 21	21 21 21 21	21 21 21 21	2 21 21	3 21 21										
22 SARMOON Anupab (THA)	12	277 3		4 1 12 15	18 19 16 18	3 2 18 19	18 19 21 21	21 21 21 21	21 21 22 22	2 21 22											
23 PEROLARI Corentin (FRA)	9	280 3									9 23										
24 OTTAVIANI Luca (ITA)	9	280 0					5 4 25 22	23 23 23 23	23 23 23 23	23 23 23 23	23 23 23 23										
25 VOSTATEK Ondrej (CZE)	9	280 0		2 14 18	20 23 24 29	24 29 31 31	31 31 31 31	31 31 31 31	3 4 27 23	23 23 23 23	23 23 23 23										

08/09/2024 First Line: Championship Standings - Second Line: Ranking Progression

These data/results cannot be reproduced, stored and/or transmitted in whole or in part by any manner of electronic, mechanical, photocopying, recording, broadcasting or otherwise now known or herein after developed without the previous express consent by the copyright owner, except for reproduction in daily press and regular printed publications on sale to the public within 60 days of the event related to those data/results and always provided that copyright symbol appears together as follows below.

© DORNA WSBK ORGANIZATION Srl 2024



Magny-Cours 4.411 m

Motul French Round, 6-8 September 2024
Riders Standings

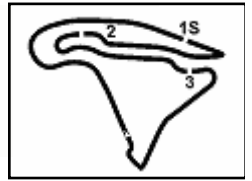
	Points	Points From First	Points From Previous	February 25 PHILIP ISLAND	March 24 BARCELONA	April 21 ASSEN	June 16 MISANO	July 14 DONINGTON PARK	July 21 MOST	August 11 PORTIMAO	September 8 MAGNY-COURS	September 22 CREMONA CIRCUIT	September 29 ARAGON	October 13 ESTORIL	October 20 JEREZ				
26 DALLA PORTA Lorenzo (ITA)	9	280	0		1 2 23 21	22 27	28 28	28 28	29 30	2 4 30 28	23 23								
27 SMITS Twan (NED)	6	283	3			6 22	22 24	24 24	24 25	25 25	26 27								
28 POWER Luke (AUS)	6	283	0			6 20 22	22 24	24 24	24 25	25 25	26 27								
29 TOPARIS Tom (AUS)	6	283	0	6 10 14	16 18	20 22	22 24	24 24	24 25	25 25	26 27								
30 BIESIEKIRSKI Piotr (POL)	6	283	0			4 26	1 27 27	27 27	27 28	28 28	29 27	1 27							
31 ODENDAAL Steven (RSA)	4	285	2						2 2 32 29	29 30	30 31								
32 DIAZ Alvaro (ESP)	3	286	1								3 31 32								
33 FULIGNI Federico (ITA)	3	286	0				3 28 28	28 28	29 30	30 31	31 32								
34 BRENNER Marcel (SUI)	3	286	0	3 13 16	19 21	22 27	28 28	28 28	29 30	30 31	31 32								
35 BIN PAWI Khairul Idham (MAS)	2	287	1	1 15 20	23 25	27 30	32 32	32 32	33 33	33 33	34 35	1 34 35							
36 GIANNINI Gabriele (ITA)	1	288	1			1 30	32 32	32 32	33 33	33 33	35 36								

08/09/2024 First Line: Championship Standings - Second Line: Ranking Progression

These data/results cannot be reproduced, stored and/or transmitted in whole or in part by any manner of electronic, mechanical, photocopying, recording, broadcasting or otherwise now known or herein after developed without the previous express consent by the copyright owner, except for reproduction in daily press and regular printed publications on sale to the public within 60 days of the event related to those data/results and always provided that copyright symbol appears together as follows below.

© DORNA WSBK ORGANIZATION Srl 2024





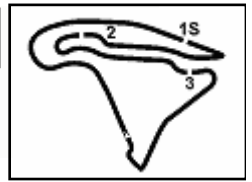
Magny-Cours 4.411 m

Motul French Round, 6-8 September 2024
Riders Standings

Points	Points From First	Points From Previous	WorldSSP Challenge															
			March 24 BARCELONA	April 21 ASSEN	June 16 MISANO	July 14 DONINGTON PARK	July 21 MOST	August 11 PORTIMAO	September 8 MAGNY-COURS	September 22 CREMONA CIRCUIT	September 29 ARAGON	October 13 ESTORIL	October 20 JEREZ					
1 EDWARDS Tom (AUS)	35		4	11	4	5			9	2								
			1	1 1	1 1	1 1	1 1	1 1	1 2	1 1								
2 CORSI Simone (ITA)	29 6			2 3	5	3 3	5	3 5										
				3 3	3 2	2 2	2 2	1 1	2 2									
3 POWER Luke (AUS)	6 29 23			6														
				2 2	2 3	3 3	3 3	3 3	3 3	3 3								
4 FULIGNI Federico (ITA)	3 32 3				3													
					4 4	4 4	4 4	4 4	4 4	4 4								
5 GIANNINI Gabriele (ITA)	1 34 2			1														
				4	5 5	5 5	5 5	5 5	5 5	5 5								

08/09/2024 First Line: Championship Standings - Second Line: Ranking Progression
 These data/results cannot be reproduced, stored and/or transmitted in whole or in part by any manner of electronic, mechanical, photocopying, recording, broadcasting or otherwise now known or herein after developed without the previous express consent by the copyright owner, except for reproduction in daily press and regular printed publications on sale to the public within 60 days of the event related to those data/results and always provided that copyright symbol appears together as follows below.
 © DORNA WSBK ORGANIZATION Srl 2024





Magny-Cours 4.411 m

Motul French Round, 6-8 September 2024
Manufacturers Standings

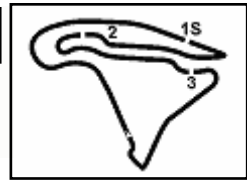
	Points	Points From First	Points From Previous	February 25 PHILLIP ISLAND		March 24 BARCELONA		April 21 ASSEN		June 16 MISANO		July 14 DONINGTON PARK		July 21 MOST		August 11 PORTIMAO		September 8 MAGNY-COURS		September 22 CREMONA CIRCUIT		September 29 ARAGON		October 13 ESTORIL		October 20 JEREZ		
				1	2	1	2	1	2	1	2	1	2	1	2	1	2	1	2	1	2	1	2	1	2	1	2	1
1	383			25	25	25	13	25	20	25	25	25	25	25	25	25	25	25										
				1	1	1	1	1	1	1	1	1	1	1	1	1	1	1										
2	298	85		20	11	20	25	20	25	16	16	20	13	20	20	16	20	16	20									
				2	3	3	2	2	2	2	2	2	2	2	2	2	2	2	2									
3	199	184	99	16	20	16	20	10	11	10	10	10	5	11	10	11	13	20	6									
				3	2	2	3	3	3	3	3	3	3	3	3	3	3	3	3									
4	120	263	79	9	8	9	9	9	5	2	6	9	11	8	4	4	7	7	13									
				4	4	4	4	4	4	4	4	4	4	4	4	4	4	4	4									
5	73	310	47	3		8	7	7		1	4	5	6	5	9	11	7											
				5	5	5	5	5	5	5	5	5	5	5	5	5	5	5										
6	23	360	50	1				10						2		1	9											
				6	6	6	6	6	6	6	6	6	6	6	6	6	6	6										

08/09/2024 First Line: Championship Standings - Second Line: Ranking Progression

These data/results cannot be reproduced, stored and/or transmitted in whole or in part by any manner of electronic, mechanical, photocopying, recording, broadcasting or otherwise now known or herein after developed without the previous express consent by the copyright owner, except for reproduction in daily press and regular printed publications on sale to the public within 60 days of the event related to those data/results and always provided that copyright symbol appears together as follows below.

© DORNA WSBK ORGANIZATION Srl 2024





Motul French Round, 6-8 September 2024
Teams Standings

	February 25 PHILLIP ISLAND	March 24 BARCELONA	April 21 ASSEN	June 16 MISANO	July 14 DONINGTON PARK	July 21 MOTUL	August 11 PORTIMAO	September 8 MAGNY-COURS	September 22 CREMONA CIRCUIT	September 29 ARAGON	October 13 ESTORIL	October 20 JEREZ	
DIAZ Alvaro	3							3					
19 CBO Racing Honda France	9												[-356]
PEROLARI Corentin	9									9			
20 Extreme Racing Service	9												[-356]
OTTAVIANI Luca	9			5	4								
21 Team Apreco	6												[-359]
SMITS Twan	6		6										
22 Stop & Seal Racing	6												[-359]
TOPARIS Tom	6	6											
23 WRP Racing	4												[-361]
ODENDAAL Steven	4					2	2						
24 Altogo Racing Team	3												[-362]
DALLA PORTA Lorenzo	3		1	2									
25 VIAMO Racing by MTM	3												[-362]
BRENNER Marcel	3	3											
26 Team ProDina Kawasaki	1												[-364]
GIANNINI Gabriele	1			1									

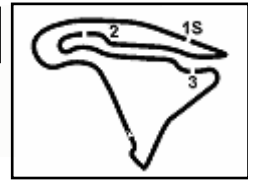
08/09/2024

These data/results cannot be reproduced, stored and/or transmitted in whole or in part by any manner of electronic, mechanical, photocopying, recording, broadcasting or otherwise now known or herein after developed without the previous express consent by the copyright owner, except for reproduction in daily press and regular printed publications on sale to the public within 60 days of the event related to those data/results and always provided that copyright symbol appears together as follows below.

© DORNA WSBK ORGANIZATION Srl 2024

FICR PERUGIA TIMING





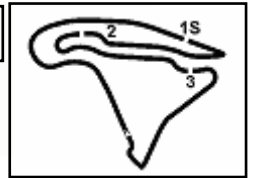
Magny-Cours 4.411 m

Motul French Round, 6-8 September 2024
Pirelli Best Lap Award

	Points	Points From First	Points From Previous	February 25 PHILLIP ISLAND	March 24 BARCELONA	April 21 ASSEN	June 16 MISANO	July 14 DONINGTON PARK	July 21 MIST	August 11 PORTIMAO	September 8 MAGNY-COURS	September 22 CREMONA CIRCUIT	September 29 ARAGON	October 13 ESTORIL	October 20 JEREZ			
1 HUERTAS Adrian (ESP)	5				1		1 1	1		1								
2 MANZI Stefano (ITA)	3	2							1 1		1							
3 MONTELLA Yari (ITA)	3	2	0	1				1		1								
4 ONCU Can (TUR)	1	4	2								1							
5 SOFUOGLU Bahattin (TUR)	1	4	0			1												
6 CARICASULO Federico (ITA)	1	4	0			1												
7 NAVARRO Jorge (ESP)	1	4	0		1													
8 SCHROETTER Marcel (GER)	1	4	0	1														

08/09/2024 First Line: Championship Standings - Second Line: Ranking Progression
These data/results cannot be reproduced, stored and/or transmitted in whole or in part by any manner of electronic, mechanical, photocopying, recording, broadcasting or otherwise now known or herein after developed without the previous express consent by the copyright owner, except for reproduction in daily press and regular printed publications on sale to the public within 60 days of the event related to those data/results and always provided that copyright symbol appears together as follows below.
© DORNA WSBK ORGANIZATION Srl 2024





Magny-Cours 4.411 m

Motul French Round, 6-8 September 2024
Best Sectors & Speed Race 2

RESULTS			
1	55	Y. MONTELLA	Ducati Panigale V2
2	62	S. MANZI	Yamaha YZF R6
3	99	A. HUERTAS	Ducati Panigale V2
4	69	T. BOOTH-AMOS	Triumph Street Triple RS 765
5	9	J. NAVARRO	Ducati Panigale V2
6	28	G. VAN STRAALEN	Yamaha YZF R6
7	6	C. PEROLARI	Honda CBR600RR
8	66	N. TUULI	Ducati Panigale V2
9	61	C. ONCU	Kawasaki ZX-6R
10	23	M. SCHROETTER	MV Agusta F3 800 RR
11	32	D. BAYLISS	Ducati Panigale V2
12	17	J. MCPHEE	Triumph Street Triple RS 765
13	27	K. TOBA	Honda CBR600RR
14	71	T. EDWARDS	Ducati Panigale V2
15	74	P. BIESIEKIRSKI	Ducati Panigale V2
16	50	D. VOSTATEK	Triumph Street Triple RS 765
17	68	L. POWER	MV Agusta F3 800 RR
18	40	S. CORSI	Ducati Panigale V2
19	51	A. SARMOON	Yamaha YZF R6
20	48	L. DALLA PORTA	Yamaha YZF R6
21	5	N. ANTONELLI	Ducati Panigale V2
22	80	A. DIAZ	Yamaha YZF R6
23	22	F. FULIGNI	Ducati Panigale V2
24	26	G. ANTIGA	Kawasaki ZX-6R
25	49	A. NEGRIER	Yamaha YZF R6
26	14	E. DE LA VEGA	Yamaha YZF R6
27	45	L. DE VLEESCHAUWER	Triumph Street Triple RS 765
28	3	R. DE ROSA	QJMOTOR SRK 800 RR
29	89	K. BIN PAWI	Honda CBR600RR
RET	94	L. MAHIAS	Yamaha YZF R6
RET	53	V. DEBISE	Yamaha YZF R6
RET	64	F. CARICASULO	MV Agusta F3 800 RR
RET	54	B. SOFUOGLU	MV Agusta F3 800 RR

SPEED			
1	69	T. BOOTH-AMOS	Triumph Street Triple RS 765
2	99	A. HUERTAS	Ducati Panigale V2
3	66	N. TUULI	Ducati Panigale V2
4	53	V. DEBISE	Yamaha YZF R6
5	62	S. MANZI	Yamaha YZF R6
6	27	K. TOBA	Honda CBR600RR
7	5	N. ANTONELLI	Ducati Panigale V2
8	26	G. ANTIGA	Kawasaki ZX-6R
9	9	J. NAVARRO	Ducati Panigale V2
10	32	D. BAYLISS	Ducati Panigale V2
11	40	S. CORSI	Ducati Panigale V2
12	74	P. BIESIEKIRSKI	Ducati Panigale V2
13	6	C. PEROLARI	Honda CBR600RR
14	55	Y. MONTELLA	Ducati Panigale V2
15	71	T. EDWARDS	Ducati Panigale V2
16	50	D. VOSTATEK	Triumph Street Triple RS 765
17	22	F. FULIGNI	Ducati Panigale V2
18	28	G. VAN STRAALEN	Yamaha YZF R6
19	17	J. MCPHEE	Triumph Street Triple RS 765
20	68	L. POWER	MV Agusta F3 800 RR
21	61	C. ONCU	Kawasaki ZX-6R
22	51	A. SARMOON	Yamaha YZF R6
23	80	A. DIAZ	Yamaha YZF R6
24	94	L. MAHIAS	Yamaha YZF R6
25	23	M. SCHROETTER	MV Agusta F3 800 RR
26	64	F. CARICASULO	MV Agusta F3 800 RR
27	49	A. NEGRIER	Yamaha YZF R6
28	14	E. DE LA VEGA	Yamaha YZF R6
29	48	L. DALLA PORTA	Yamaha YZF R6
30	89	K. BIN PAWI	Honda CBR600RR
31	45	L. DE VLEESCHAUWER	Triumph Street Triple RS 765
32	3	R. DE ROSA	QJMOTOR SRK 800 RR
33	54	B. SOFUOGLU	MV Agusta F3 800 RR

SEG. 1	
1	62 S. MANZI 30.368
2	53 V. DEBISE 30.423
3	99 A. HUERTAS 30.457
4	28 G. VAN STRAALEN 30.467
5	61 C. ONCU 30.491
6	55 Y. MONTELLA 30.496
7	69 T. BOOTH-AMOS 30.510
8	64 F. CARICASULO 30.519
9	27 K. TOBA 30.520
10	6 C. PEROLARI 30.529
11	66 N. TUULI 30.536
12	94 L. MAHIAS 30.539
13	9 J. NAVARRO 30.540
14	68 L. POWER 30.604
15	23 M. SCHROETTER 30.611
16	32 D. BAYLISS 30.638
17	17 J. MCPHEE 30.656
18	14 E. DE LA VEGA 30.707
19	5 N. ANTONELLI 30.726
20	50 D. VOSTATEK 30.748
21	74 P. BIESIEKIRSKI 30.761
22	71 T. EDWARDS 30.771
23	51 A. SARMOON 30.812
24	22 F. FULIGNI 30.815
25	40 S. CORSI 30.856
26	48 L. DALLA PORTA 31.007
27	26 G. ANTIGA 31.013
28	49 A. NEGRIER 31.065
29	80 A. DIAZ 31.087
30	45 L. DE VLEESCHAUWER 31.093
31	89 K. BIN PAWI 31.259
32	3 R. DE ROSA 31.362
33	54 B. SOFUOGLU 32.433

SEG. 2	
1	55 Y. MONTELLA 21.755
2	99 A. HUERTAS 21.819
3	9 J. NAVARRO 21.912
4	69 T. BOOTH-AMOS 21.919
5	62 S. MANZI 21.941
6	53 V. DEBISE 22.023
7	6 C. PEROLARI 22.035
8	94 L. MAHIAS 22.050
9	28 G. VAN STRAALEN 22.071
10	64 F. CARICASULO 22.086
11	66 N. TUULI 22.111
12	68 L. POWER 22.164
13	17 J. MCPHEE 22.165
14	5 N. ANTONELLI 22.173
15	40 S. CORSI 22.177
16	61 C. ONCU 22.193
17	74 P. BIESIEKIRSKI 22.197
18	50 D. VOSTATEK 22.214
19	27 K. TOBA 22.221
20	32 D. BAYLISS 22.225
21	23 M. SCHROETTER 22.260
22	48 L. DALLA PORTA 22.272
23	14 E. DE LA VEGA 22.282
24	22 F. FULIGNI 22.296
25	51 A. SARMOON 22.298
26	71 T. EDWARDS 22.335
27	80 A. DIAZ 22.391
28	26 G. ANTIGA 22.433
29	89 K. BIN PAWI 22.443
30	49 A. NEGRIER 22.564
31	3 R. DE ROSA 22.614
32	45 L. DE VLEESCHAUWER 22.647
33	54 B. SOFUOGLU 23.016

SEG. 3	
1	55 Y. MONTELLA 22.295
2	62 S. MANZI 22.299
3	99 A. HUERTAS 22.309
4	53 V. DEBISE 22.393
5	94 L. MAHIAS 22.454
6	9 J. NAVARRO 22.468
7	28 G. VAN STRAALEN 22.480
8	32 D. BAYLISS 22.488
9	6 C. PEROLARI 22.512
10	66 N. TUULI 22.520
11	23 M. SCHROETTER 22.567
12	69 T. BOOTH-AMOS 22.600
13	61 C. ONCU 22.610
14	50 D. VOSTATEK 22.630
15	27 K. TOBA 22.636
16	64 F. CARICASULO 22.648
17	17 J. MCPHEE 22.666
18	14 E. DE LA VEGA 22.706
19	71 T. EDWARDS 22.718
20	74 P. BIESIEKIRSKI 22.742
21	51 A. SARMOON 22.785
22	68 L. POWER 22.810
23	5 N. ANTONELLI 22.832
24	40 S. CORSI 22.837
25	22 F. FULIGNI 22.858
26	48 L. DALLA PORTA 22.923
27	80 A. DIAZ 22.941
28	49 A. NEGRIER 23.048
29	45 L. DE VLEESCHAUWER 23.080
30	26 G. ANTIGA 23.137
31	3 R. DE ROSA 23.144
32	89 K. BIN PAWI 23.195
33	54 B. SOFUOGLU 23.213

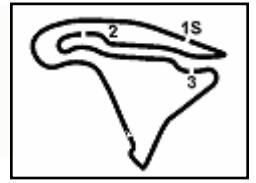
SEG. 4	
1	99 A. HUERTAS 25.192
2	62 S. MANZI 25.285
3	94 L. MAHIAS 25.355
4	28 G. VAN STRAALEN 25.413
5	69 T. BOOTH-AMOS 25.419
6	53 V. DEBISE 25.437
7	9 J. NAVARRO 25.491
8	55 Y. MONTELLA 25.516
9	6 C. PEROLARI 25.566
10	50 D. VOSTATEK 25.602
11	66 N. TUULI 25.632
12	17 J. MCPHEE 25.642
13	32 D. BAYLISS 25.645
14	23 M. SCHROETTER 25.647
15	61 C. ONCU 25.649
16	64 F. CARICASULO 25.674
17	51 A. SARMOON 25.707
18	14 E. DE LA VEGA 25.713
19	40 S. CORSI 25.735
20	5 N. ANTONELLI 25.796
21	48 L. DALLA PORTA 25.806
22	71 T. EDWARDS 25.815
23	27 K. TOBA 25.837
24	74 P. BIESIEKIRSKI 25.844
25	80 A. DIAZ 25.854
26	68 L. POWER 25.860
27	26 G. ANTIGA 25.887
28	22 F. FULIGNI 25.890
29	89 K. BIN PAWI 25.928
30	49 A. NEGRIER 25.969
31	3 R. DE ROSA 26.006
32	45 L. DE VLEESCHAUWER 26.028

08/09/2024

These data/results cannot be reproduced, stored and/or transmitted in whole or in part by any manner of electronic, mechanical, photocopying, recording, broadcasting or otherwise now known or herein after developed without the previous express consent by the copyright owner, except for reproduction in daily press and regular printed publications on sale to the public within 60 days of the event related to those data/results and always provided that copyright symbol appears together as follows below.

© DORNA WSBK ORGANIZATION Srl 2024





Magny-Cours 4.411 m

Motul French Round, 6-8 September 2024
Lap Chart Race 2

		Lap																		
	1	2	3	4	5	6	7	8	9	10	11	12	13	14	15	16	17	18	19	
1	61	55	55	55	55	55	55	55	55	55	55	55	55	62	62	62	55	55	55	
2	55	61	64	99	99	99	99	99	99	99	99	99	62	62	55	55	55	62	62	
3	64	64	61	62	62	62	62	62	62	62	62	62	99	99	99	99	99	99	99	
4	66	28	28	28	28	94	94	69	69	69	69	69	69	69	69	69	69	69	69	
5	99	99	99	94	94	28	28	28	28	28	28	94	28	28	28	28	9	9	9	
6	28	69	62	64	69	69	69	94	94	94	94	28	9	9	9	9	28	28	28	
7	9	62	94	61	64	64	64	64	53	53	53	6	6	6	6	6	6	6	6	
8	69	94	69	69	61	9	9	9	9	9	9	9	66	66	66	66	66	66	66	
9	62	9	9	9	9	61	66	53	53	6	6	6	61	61	61	61	61	61	61	
10	94	66	66	66	66	66	6	66	6	66	66	66	32	32	32	32	23	23	23	
11	32	6	6	6	6	6	53	6	66	61	61	61	23	23	23	23	32	32	32	
12	6	32	32	32	32	53	61	61	61	23	23	23	17	17	17	17	17	17	17	
13	71	71	17	53	53	32	32	23	23	17	17	32	50	50	14	14	14	14	27	
14	23	17	23	23	23	23	32	17	32	32	17	14	14	74	74	74	74	27	71	
15	68	23	53	17	17	17	17	17	32	71	50	50	71	74	50	71	27	74	74	
16	17	68	71	71	71	71	71	71	14	14	14	14	74	71	71	50	71	71	50	
17	74	74	74	27	27	27	14	14	14	50	71	71	27	27	27	50	50	68	68	
18	80	53	68	74	14	14	50	50	50	74	74	74	68	68	40	40	68	68	40	
19	27	27	27	14	74	50	27	27	27	64	27	27	40	40	68	68	51	51	51	
20	14	14	14	50	50	74	74	74	74	27	68	68	51	51	51	48	40	48	48	
21	53	50	50	68	68	68	68	68	68	40	40	48	48	48	48	40	48	5	5	
22	50	40	40	40	48	48	48	40	40	40	51	51	80	5	5	5	5	5	80	
23	40	80	48	48	40	40	40	48	48	48	48	48	5	80	80	80	80	80	22	
24	49	48	80	80	80	80	80	80	80	51	51	80	80	26	22	22	22	22	26	
25	5	49	49	49	26	51	51	51	80	80	5	5	22	22	26	26	26	26	49	
26	45	45	45	26	51	26	26	26	26	26	26	22	49	49	49	49	49	49	14	
27	48	26	26	45	49	49	49	49	5	5	22	26	45	45	3	3	3	3	45	
28	51	5	5	5	45	45	45	5	49	49	49	49	3	3	45	45	45	45	3	
29	26	22	51	51	5	5	5	45	22	22	45	45	89	89	89	89	89	89	89	
30	22	51	22	22	22	22	22	22	45	45	3	3								
31	89	89	89	89	89	89	89	89	89	89	89	89								
32	3	3	3	3	3	3	3	3	3	3	3	3								

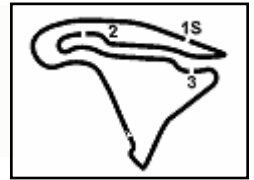
Final Result		
1	55 Y. MONTELLA	Laps 19
2	62 S. MANZI	0.171
3	99 A. HUERTAS	1.380
4	69 T. BOOTH-AMOS	12.230
5	9 J. NAVARRO	12.626
6	28 G. VAN STRAALLEN	14.148
7	6 C. PEROLARI	16.613
8	66 N. TUULI	18.116
9	61 C. ONCU	25.199
10	23 M. SCHROETTER	26.309
11	32 D. BAYLISS	26.994
12	17 J. MCPHEE	28.928
13	27 K. TOBA	36.277
14	71 T. EDWARDS	37.570
15	74 P. BIESIEKIRSKI	37.915
16	50 D. VOSTATEK	38.816
17	68 L. POWER	43.689
18	40 S. CORSI	44.313
19	51 A. SARMOON	44.532
20	48 L. DALLA PORTA	44.716
21	5 N. ANTONELLI	45.578
22	80 A. DIAZ	49.378
23	22 F. FULIGNI	49.754
24	26 G. ANTIGA	53.507
25	49 A. NEGRIER	1'02.462
26	14 E. DE LA VEGA	1'02.810
27	45 L. DE VLEESCHAUWER	1'10.004
28	3 R. DE ROSA	1'10.197
29	89 K. BIN PAWI	1'12.281
RET	94 L. MAHIAS	7 Laps
RET	53 V. DEBISE	7 Laps
RET	64 F. CARICASULO	9 Laps
RET	54 B. SOFIOGLU	

08/09/2024

These data/results cannot be reproduced, stored and/or transmitted in whole or in part by any manner of electronic, mechanical, photocopying, recording, broadcasting or otherwise now known or herein after developed without the previous express consent by the copyright owner, except for reproduction in daily press and regular printed publications on sale to the public within 60 days of the event related to those data/results and always provided that copyright symbol appears together as follows below.

© DORNA WSBK ORGANIZATION Srl 2024





Magny-Cours 4.411 m

Motul French Round, 6-8 September 2024
Lap Chart Race 2

2 / 6

Lap 1		
1	61	C.Oncu 1'41.615
2	55	Y.Montella 0.226
3	64	F.Caricasulo 0.609
4	66	N.Tuuli 0.939
5	99	A.Huertas 1.100
6	28	G.van Straalen 1.330
7	9	J.Navarro 1.566
8	69	T.Booth-Amos 1.757
9	62	S.Manzi 1.879
10	94	L.Mahias 2.076
11	32	O.Bayliss 2.353
12	6	C.Perolari 2.641
13	71	T.Edwards 3.439
14	23	M.Schroetter 3.864
15	68	L.Power 3.971
16	17	J.McPhee 4.272
17	74	P.Biesiekirski 4.882
18	80	A.Diaz 5.254
19	27	K.Toba 5.408
20	14	E.De La Vega 5.496
21	53	V.Debise 5.765
22	50	O.Vostatek 6.007
23	40	S.Corsi 6.261
24	49	A.Negrier 6.471
25	5	N.Antonelli 7.197
26	45	L.de Vleeschauwer 7.208
27	48	L.Dalla Porta 7.310
28	51	A.Sarmoon 7.317
29	26	G.Antiga 7.476
30	22	F.Fuligni 7.587
31	89	K.Bin Pawi 7.717
32	3	R.De Rosa 8.079

5	99	A.Huertas 2.318
6	62	S.Manzi 2.645
7	94	L.Mahias 3.227
8	69	T.Booth-Amos 4.103
9	9	J.Navarro 4.238
10	66	N.Tuuli 4.380
11	6	C.Perolari 4.850
12	32	O.Bayliss 5.675
13	17	J.McPhee 7.203
14	23	M.Schroetter 7.461
15	53	V.Debise 7.578
16	71	T.Edwards 8.014
17	74	P.Biesiekirski 8.738
18	68	L.Power 9.109
19	27	K.Toba 9.308
20	14	E.De La Vega 9.445
21	50	O.Vostatek 9.826
22	40	S.Corsi 11.113
23	48	L.Dalla Porta 11.418
24	80	A.Diaz 12.135
25	49	A.Negrier 13.125
26	45	L.de Vleeschauwer 13.582
27	26	G.Antiga 14.007
28	5	N.Antonelli 14.265
29	51	A.Sarmoon 14.499
30	22	F.Fuligni 14.700
31	89	K.Bin Pawi 14.951
32	3	R.De Rosa 15.442

Lap 4		
1	55	Y.Montella 6'44.292
2	99	A.Huertas 2.409
3	62	S.Manzi 2.806
4	28	G.van Straalen 3.069
5	94	L.Mahias 3.357
6	64	F.Caricasulo 3.762
7	61	C.Oncu 3.985
8	69	T.Booth-Amos 4.294
9	9	J.Navarro 4.603
10	66	N.Tuuli 4.829
11	6	C.Perolari 5.274
12	32	O.Bayliss 6.388
13	53	V.Debise 7.552
14	23	M.Schroetter 7.912
15	17	J.McPhee 8.329
16	71	T.Edwards 9.292
17	27	K.Toba 10.962
18	74	P.Biesiekirski 11.016
19	14	E.De La Vega 11.041
20	50	O.Vostatek 11.314
21	68	L.Power 11.499
22	40	S.Corsi 13.292
23	48	L.Dalla Porta 13.530
24	80	A.Diaz 14.376
25	49	A.Negrier 15.698
26	26	G.Antiga 16.177
27	45	L.de Vleeschauwer 16.901
28	5	N.Antonelli 17.114
29	51	A.Sarmoon 17.267
30	22	F.Fuligni 17.550
31	89	K.Bin Pawi 17.872
32	3	R.De Rosa 18.075

Lap 5		
1	55	Y.Montella 8'24.935
2	99	A.Huertas 2.202
3	62	S.Manzi 2.502
4	28	G.van Straalen 3.362
5	94	L.Mahias 3.757
6	69	T.Booth-Amos 4.457
7	64	F.Caricasulo 5.183
8	61	C.Oncu 5.401
9	9	J.Navarro 5.687

Lap 2		
1	55	Y.Montella 3'22.484
2	61	C.Oncu 0.807
3	64	F.Caricasulo 1.269
4	28	G.van Straalen 1.678
5	99	A.Huertas 1.830
6	69	T.Booth-Amos 2.773
7	62	S.Manzi 2.985
8	94	L.Mahias 3.330
9	9	J.Navarro 3.575
10	66	N.Tuuli 3.763
11	6	C.Perolari 4.180
12	32	O.Bayliss 4.549
13	71	T.Edwards 6.003
14	17	J.McPhee 6.239
15	23	M.Schroetter 6.377
16	68	L.Power 6.569
17	74	P.Biesiekirski 6.907
18	53	V.Debise 7.006
19	27	K.Toba 7.986
20	14	E.De La Vega 8.055
21	50	O.Vostatek 8.599
22	40	S.Corsi 9.123
23	80	A.Diaz 9.466
24	48	L.Dalla Porta 9.782
25	49	A.Negrier 10.453
26	45	L.de Vleeschauwer 10.887
27	26	G.Antiga 11.138
28	5	N.Antonelli 11.592
29	22	F.Fuligni 11.739
30	51	A.Sarmoon 12.086
31	89	K.Bin Pawi 12.236
32	3	R.De Rosa 12.491

Lap 3		
1	55	Y.Montella 5'03.298
2	64	F.Caricasulo 1.859
3	61	C.Oncu 1.989
4	28	G.van Straalen 2.189

10	66	N.Tuuli 5.811
11	6	C.Perolari 6.127
12	32	O.Bayliss 7.467
13	53	V.Debise 7.767
14	23	M.Schroetter 8.424
15	17	J.McPhee 8.968
16	71	T.Edwards 10.702
17	27	K.Toba 12.394
18	14	E.De La Vega 12.570
19	74	P.Biesiekirski 12.889
20	50	O.Vostatek 13.170
21	68	L.Power 13.444
22	48	L.Dalla Porta 15.245
23	40	S.Corsi 15.583
24	80	A.Diaz 16.791
25	26	G.Antiga 18.551
26	51	A.Sarmoon 18.768
27	49	A.Negrier 18.984
28	45	L.de Vleeschauwer 19.444
29	5	N.Antonelli 19.860
30	22	F.Fuligni 20.040
31	89	K.Bin Pawi 20.695
32	3	R.De Rosa 20.898

Lap 6		
1	55	Y.Montella 10'05.684
2	99	A.Huertas 1.536
3	62	S.Manzi 1.903
4	94	L.Mahias 4.084
5	28	G.van Straalen 4.235
6	69	T.Booth-Amos 4.679
7	64	F.Caricasulo 5.465
8	9	J.Navarro 6.298
9	61	C.Oncu 6.627
10	66	N.Tuuli 6.820
11	6	C.Perolari 7.075
12	53	V.Debise 7.492
13	32	O.Bayliss 8.578
14	23	M.Schroetter 9.375
15	17	J.McPhee 9.648
16	71	T.Edwards 12.359
17	27	K.Toba 13.640
18	14	E.De La Vega 13.743
19	50	O.Vostatek 14.216
20	74	P.Biesiekirski 14.658
21	68	L.Power 15.048
22	48	L.Dalla Porta 17.320
23	40	S.Corsi 17.555
24	80	A.Diaz 18.813
25	51	A.Sarmoon 20.550
26	26	G.Antiga 21.102
27	49	A.Negrier 21.290
28	45	L.de Vleeschauwer 21.714
29	5	N.Antonelli 22.105
30	22	F.Fuligni 22.409
31	89	K.Bin Pawi 23.408
32	3	R.De Rosa 23.626

Lap 7		
1	55	Y.Montella 11'46.252
2	99	A.Huertas 1.086
3	62	S.Manzi 1.362
4	94	L.Mahias 4.690
5	28	G.van Straalen 4.843
6	69	T.Booth-Amos 5.060
7	64	F.Caricasulo 6.175
8	9	J.Navarro 7.190
9	66	N.Tuuli 7.476
10	6	C.Perolari 7.633
11	53	V.Debise 7.888
12	61	C.Oncu 8.222
13	32	O.Bayliss 9.503
14	23	M.Schroetter 10.333

Lap 8		
1	55	Y.Montella 13'26.626
2	99	A.Huertas 0.782
3	62	S.Manzi 1.210
4	69	T.Booth-Amos 5.603
5	28	G.van Straalen 5.745
6	94	L.Mahias 6.086
7	64	F.Caricasulo 7.218
8	9	J.Navarro 7.859
9	53	V.Debise 8.370
10	66	N.Tuuli 8.606
11	6	C.Perolari 8.695
12	61	C.Oncu 9.224
13	23	M.Schroetter 11.472
14	32	O.Bayliss 12.025
15	17	J.McPhee 12.308
16	71	T.Edwards 16.121
17	14	E.De La Vega 16.666
18	50	O.Vostatek 17.033
19	27	K.Toba 17.367
20	74	P.Biesiekirski 17.763
21	68	L.Power 18.159
22	40	S.Corsi 22.603
23	48	L.Dalla Porta 23.075
24	80	A.Diaz 24.102
25	51	A.Sarmoon 24.324
26	26	G.Antiga 26.074
27	49	A.Negrier 26.260
28	5	N.Antonelli 26.777
29	45	L.de Vleeschauwer 27.824
30	22	F.Fuligni 28.011
31	89	K.Bin Pawi 29.025
32	3	R.De Rosa 29.366

Lap 9		
1	55	Y.Montella 15'07.239
2	99	A.Huertas 0.711
3	62	S.Manzi 1.123
4	69	T.Booth-Amos 6.302
5	28	G.van Straalen 6.544
6	94	L.Mahias 6.833
7	64	F.Caricasulo 7.987
8	9	J.Navarro 8.342
9	53	V.Debise 8.474
10	6	C.Perolari 9.638
11	66	N.Tuuli 9.895
12	61	C.Oncu 10.596
13	23	M.Schroetter 12.613
14	17	J.McPhee 13.131
15	32	O.Bayliss 13.430
16	71	T.Edwards 17.633
17	14	E.De La Vega 17.917
18	50	O.Vostatek 18.289
19	27	K.Toba 18.652

08/09/2024
These data/results cannot be reproduced, stored and/or transmitted in whole or in part by any manner of electronic, mechanical, photocopying, recording, broadcasting or otherwise now known or herein after developed without the previous express consent by the copyright owner, except for reproduction in daily press and regular printed publications on sale to the public within 60 days of the event related to those data/results and always provided that copyright symbol appears together as follows below.

© DORNA WSBK ORGANIZATION Srl 2024



Motul French Round, 6-8 September 2024
Lap Chart Race 2

3 / 6

20	74	P.Biesiekirski	18.993
21	68	L.Power	19.938
22	40	S.Corsi	24.664
23	48	L.Dalla Porta	25.241
24	51	A.Sarmoon	25.627
25	80	A.Diaz	26.582
26	26	G.Antiga	28.463
27	5	N.Antonelli	28.715
28	49	A.Negrier	28.946
29	22	F.Fulgini	30.315
30	45	L.de Vleeschauwer	31.281
31	89	K.Bin Pawi	31.909
32	3	R.De Rosa	32.230

25	5	N.Antonelli	33.203
26	26	G.Antiga	33.763
27	22	F.Fulgini	34.165
28	49	A.Negrier	34.518
29	45	L.de Vleeschauwer	38.288
30	3	R.De Rosa	39.172
31	89	K.Bin Pawi	39.501

1	62	S.Manzi	23'30.309
2	55	Y.Montella	0.306
3	99	A.Huertas	0.428
4	69	T.Booth-Amos	9.627
5	28	G.van Straalen	10.354
6	9	J.Navarro	11.270
7	6	C.Perolari	11.841
8	66	N.Tuuli	13.448
9	61	C.Oncu	18.801
10	32	O.Bayliss	19.694
11	23	M.Schroetter	20.180
12	17	J.McPhee	21.035
13	50	O.Vostatek	26.488
14	14	E.De La Vega	26.710
15	74	P.Biesiekirski	27.061
16	71	T.Edwards	27.382
17	27	K.Toba	27.671
18	68	L.Power	27.816
19	40	S.Corsi	34.420
20	51	A.Sarmoon	34.632
21	48	L.Dalla Porta	35.088
22	5	N.Antonelli	38.419
23	80	A.Diaz	38.927
24	26	G.Antiga	40.641
25	22	F.Fulgini	40.829
26	49	A.Negrier	44.081
27	45	L.de Vleeschauwer	50.281
28	3	R.De Rosa	50.968
29	89	K.Bin Pawi	51.440

12	17	J.McPhee	23.212
13	14	E.De La Vega	30.063
14	74	P.Biesiekirski	30.672
15	71	T.Edwards	30.933
16	50	O.Vostatek	31.359
17	27	K.Toba	31.497
18	40	S.Corsi	38.080
19	68	L.Power	38.235
20	51	A.Sarmoon	38.594
21	48	L.Dalla Porta	38.876
22	5	N.Antonelli	40.311
23	80	A.Diaz	42.889
24	22	F.Fulgini	44.114
25	26	G.Antiga	44.846
26	49	A.Negrier	50.785
27	3	R.De Rosa	57.905
28	45	L.de Vleeschauwer	58.364
29	89	K.Bin Pawi	59.341

Lap 10			
1	55	Y.Montella	16'47.875
2	99	A.Huertas	0.389
3	62	S.Manzi	0.841
4	69	T.Booth-Amos	6.677
5	28	G.van Straalen	7.179
6	94	L.Mahias	7.475
7	53	V.Debise	8.561
8	9	J.Navarro	9.902
9	6	C.Perolari	10.054
10	66	N.Tuuli	10.444
11	61	C.Oncu	11.351
12	23	M.Schroetter	13.732
13	17	J.McPhee	14.161
14	32	O.Bayliss	14.407
15	71	T.Edwards	19.683
16	14	E.De La Vega	19.804
17	50	O.Vostatek	20.035
18	74	P.Biesiekirski	20.227
19	64	F.Caricasulo	20.302
20	27	K.Toba	20.597
21	68	L.Power	21.171
22	40	S.Corsi	26.733
23	48	L.Dalla Porta	27.266
24	51	A.Sarmoon	27.590
25	80	A.Diaz	28.820
26	26	G.Antiga	31.162
27	5	N.Antonelli	31.472
28	49	A.Negrier	31.649
29	22	F.Fulgini	32.119
30	45	L.de Vleeschauwer	34.496
31	89	K.Bin Pawi	35.339
32	3	R.De Rosa	35.508

Lap 12			
1	55	Y.Montella	20'08.680
2	62	S.Manzi	0.472
3	99	A.Huertas	0.706
4	69	T.Booth-Amos	8.547
5	94	L.Mahias	8.858
6	28	G.van Straalen	9.096
7	53	V.Debise	9.351
8	9	J.Navarro	10.796
9	6	C.Perolari	11.168
10	66	N.Tuuli	12.098
11	61	C.Oncu	15.998
12	23	M.Schroetter	16.825
13	32	O.Bayliss	17.012
14	17	J.McPhee	17.945
15	50	O.Vostatek	23.151
16	14	E.De La Vega	23.379
17	71	T.Edwards	24.173
18	74	P.Biesiekirski	24.540
19	27	K.Toba	24.805
20	68	L.Power	24.883
21	40	S.Corsi	30.739
22	51	A.Sarmoon	31.353
23	48	L.Dalla Porta	31.970
24	80	A.Diaz	34.168
25	5	N.Antonelli	35.351
26	22	F.Fulgini	36.439
27	26	G.Antiga	36.738
28	49	A.Negrier	37.545
29	45	L.de Vleeschauwer	42.363
30	3	R.De Rosa	42.559
31	89	K.Bin Pawi	43.548

Lap 15			
1	62	S.Manzi	25'11.214
2	55	Y.Montella	0.456
3	99	A.Huertas	0.623
4	69	T.Booth-Amos	10.421
5	28	G.van Straalen	10.863
6	9	J.Navarro	11.235
7	6	C.Perolari	12.263
8	66	N.Tuuli	14.232
9	61	C.Oncu	19.824
10	32	O.Bayliss	20.715
11	23	M.Schroetter	21.149
12	17	J.McPhee	22.189
13	14	E.De La Vega	28.877
14	74	P.Biesiekirski	29.344
15	50	O.Vostatek	29.635
16	71	T.Edwards	29.981
17	27	K.Toba	30.679
18	40	S.Corsi	36.468
19	68	L.Power	36.675
20	51	A.Sarmoon	37.001
21	48	L.Dalla Porta	37.168
22	5	N.Antonelli	39.450
23	80	A.Diaz	41.020
24	22	F.Fulgini	42.367
25	26	G.Antiga	42.935
26	49	A.Negrier	47.380
27	3	R.De Rosa	54.510
28	45	L.de Vleeschauwer	55.016
29	89	K.Bin Pawi	55.628

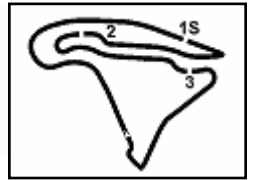
Lap 17			
1	55	Y.Montella	28'33.278
2	62	S.Manzi	0.140
3	99	A.Huertas	0.311
4	69	T.Booth-Amos	10.994
5	28	G.van Straalen	11.441
6	9	J.Navarro	11.764
7	6	C.Perolari	13.705
8	66	N.Tuuli	15.279
9	61	C.Oncu	21.185
10	23	M.Schroetter	22.907
11	32	O.Bayliss	23.002
12	17	J.McPhee	24.400
13	14	E.De La Vega	31.179
14	74	P.Biesiekirski	32.308
15	27	K.Toba	32.814
16	71	T.Edwards	32.995
17	50	O.Vostatek	34.086
18	68	L.Power	39.684
19	51	A.Sarmoon	40.191
20	48	L.Dalla Porta	40.709
21	40	S.Corsi	40.997
22	5	N.Antonelli	41.287
23	80	A.Diaz	44.905
24	22	F.Fulgini	45.329
25	26	G.Antiga	47.042
26	49	A.Negrier	54.274
27	3	R.De Rosa	1'01.315
28	45	L.de Vleeschauwer	1'01.952
29	89	K.Bin Pawi	1'03.400

Lap 11			
1	55	Y.Montella	18'28.348
2	99	A.Huertas	0.184
3	62	S.Manzi	0.553
4	69	T.Booth-Amos	7.393
5	28	G.van Straalen	7.768
6	94	L.Mahias	8.044
7	53	V.Debise	8.891
8	9	J.Navarro	10.204
9	6	C.Perolari	10.718
10	66	N.Tuuli	11.113
11	61	C.Oncu	12.948
12	23	M.Schroetter	15.226
13	17	J.McPhee	15.614
14	32	O.Bayliss	15.752
15	50	O.Vostatek	21.400
16	14	E.De La Vega	21.748
17	71	T.Edwards	22.429
18	74	P.Biesiekirski	22.742
19	27	K.Toba	23.013
20	68	L.Power	23.272
21	40	S.Corsi	28.781
22	51	A.Sarmoon	29.618
23	48	L.Dalla Porta	29.941
24	80	A.Diaz	31.297

Lap 13			
1	55	Y.Montella	21'49.357
2	62	S.Manzi	0.212
3	99	A.Huertas	0.687
4	69	T.Booth-Amos	9.121
5	28	G.van Straalen	10.181
6	9	J.Navarro	11.411
7	6	C.Perolari	11.643
8	66	N.Tuuli	12.852
9	61	C.Oncu	17.638
10	32	O.Bayliss	18.539
11	23	M.Schroetter	19.261
12	17	J.McPhee	19.572
13	50	O.Vostatek	24.703
14	14	E.De La Vega	24.753
15	71	T.Edwards	25.665
16	74	P.Biesiekirski	25.900
17	27	K.Toba	26.243
18	68	L.Power	26.495
19	40	S.Corsi	32.488
20	51	A.Sarmoon	32.900
21	48	L.Dalla Porta	33.673
22	80	A.Diaz	37.015
23	5	N.Antonelli	37.257
24	26	G.Antiga	38.740
25	22	F.Fulgini	38.954
26	49	A.Negrier	41.006
27	45	L.de Vleeschauwer	46.244
28	3	R.De Rosa	46.407
29	89	K.Bin Pawi	47.444

Lap 16			
1	62	S.Manzi	26'52.215
2	55	Y.Montella	0.413
3	99	A.Huertas	0.526
4	69	T.Booth-Amos	10.852
5	28	G.van Straalen	11.224
6	9	J.Navarro	11.480
7	6	C.Perolari	12.927
8	66	N.Tuuli	14.869
9	61	C.Oncu	20.415
10	32	O.Bayliss	21.596
11	23	M.Schroetter	22.027

Lap 18			
1	55	Y.Montella	30'13.700
2	62	S.Manzi	0.212
3	99	A.Huertas	0.469
4	69	T.Booth-Amos	11.578
5	9	J.Navarro	12.282
6	28	G.van Straalen	12.673
7	6	C.Perolari	15.013
8	66	N.Tuuli	16.460
9	61	C.Oncu	22.866
10	23	M.Schroetter	24.575
11	32	O.Bayliss	24.915
12	17	J.McPhee	26.497
13	14	E.De La Vega	32.831
14	27	K.Toba	33.987
15	74	P.Biesiekirski	34.594
16	71	T.Edwards	34.808
17	50	O.Vostatek	36.300
18	68	L.Power	41.508
19	51	A.Sarmoon	41.975
20	40	S.Corsi	42.619
21	48	L.Dalla Porta	42.858
22			



Magny-Cours 4.411 m

Motul French Round, 6-8 September 2024
Lap Chart Race 2

23	80	A.Diaz	47.322
24	22	F.Fuligni	47.687
25	26	G.Antiga	49.919
26	49	A.Negrier	58.135
27	3	R.De Rosa	1'05.456
28	45	L.de Vleeschauwer	1'05.975
29	89	K.Bin Pawi	1'07.836

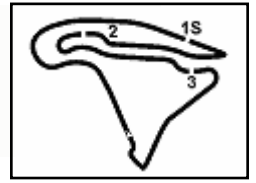
Lap 19

1	55	Y.Montella	31'54.069
2	62	S.Manzi	0.171
3	99	A.Huertas	1.380
4	69	T.Booth-Amos	12.230
5	9	J.Navarro	12.626
6	28	G.van Straalen	14.148
7	6	C.Perolari	16.613
8	66	N.Tuuli	18.116
9	61	C.Oncu	25.199
10	23	M.Schroetter	26.309
11	32	O.Bayliss	26.994
12	17	J.McPhee	28.928
13	27	K.Toba	36.277
14	71	T.Edwards	37.570
15	74	P.Biesiekirski	37.915
16	50	O.Vostatek	38.816
17	68	L.Power	43.689
18	40	S.Corsi	44.313
19	51	A.Sarmoon	44.532
20	48	L.Dalla Porta	44.716
21	5	N.Antonelli	45.578
22	80	A.Diaz	49.378
23	22	F.Fuligni	49.754
24	26	G.Antiga	53.507
25	49	A.Negrier	1'02.462
26	14	E.De La Vega	1'02.810
27	45	L.de Vleeschauwer	1'10.004
28	3	R.De Rosa	1'10.197
29	89	K.Bin Pawi	1'12.281

08/09/2024

These data/results cannot be reproduced, stored and/or transmitted in whole or in part by any manner of electronic, mechanical, photocopying, recording, broadcasting or otherwise now known or herein after developed without the previous express consent by the copyright owner, except for reproduction in daily press and regular printed publications on sale to the public within 60 days of the event related to those data/results and always provided that copyright symbol appears together as follows below.

© DORNA WSBK ORGANIZATION Srl 2024



Magny-Cours 4.411 m

Motul French Round, 6-8 September 2024
Lap Chart Race 2

Race Pace Comparison

	55 Mon	62 Man	99 Hue	69 Boo	9 Nav	28 vSt	6 Per	66 Tuu	61 Onc	23 Sch	32 Bay	17 McP	27 Tob	71 Edw
1	1'41.841	1'43.494	1'42.715	1'43.372	1'43.181	1'42.945	1'44.256	1'42.554	1'41.615	1'45.479	1'43.968	1'45.887	1'47.023	1'45.054
2	1'40.643	1'41.975	1'41.599	1'41.885	1'42.878	1'41.217	1'42.408	1'43.693	1'41.676	1'43.382	1'43.065	1'42.836	1'43.447	1'43.433
3	1'40.814	1'40.474	1'41.302	1'42.144	1'41.477	1'41.325	1'41.484	1'41.431	1'41.996	1'41.898	1'41.940	1'41.778	1'42.136	1'42.825
4	1'40.994	1'41.155	1'41.085	1'41.185	1'41.359	1'41.874	1'41.418	1'41.443	1'42.990	1'41.445	1'41.707	1'42.120	1'42.648	1'42.272
5	1'40.643	1'40.339	1'40.436	1'40.806	1'41.727	1'40.936	1'41.496	1'41.625	1'42.059	1'41.155	1'41.722	1'41.282	1'42.075	1'42.053
6	1'40.749	1'40.150	1'40.083	1'40.971	1'41.360	1'41.622	1'41.697	1'41.758	1'41.975	1'41.700	1'41.860	1'41.429	1'41.995	1'42.406
7	1'40.568	1'40.027	1'40.118	1'40.949	1'41.460	1'41.176	1'41.126	1'41.224	1'42.163	1'41.526	1'41.493	1'41.527	1'42.791	1'42.578
8	1'40.374	1'40.222	1'40.070	1'40.917	1'41.043	1'41.276	1'41.436	1'41.504	1'41.376	1'41.513	1'42.896	1'42.075	1'41.878	1'42.126
9	1'40.613	1'40.526	1'40.542	1'41.312	1'41.096	1'41.412	1'41.556	1'41.902	1'41.985	1'41.754	1'42.018	1'41.436	1'41.898	1'42.125
10	1'40.636	1'40.354	1'40.314	1'41.011	1'42.196	1'41.271	1'41.052	1'41.185	1'41.391	1'41.755	1'41.613	1'41.666	1'42.581	1'42.686
11	1'40.473	1'40.185	1'40.268	1'41.189	1'40.775	1'41.062	1'41.137	1'41.142	1'42.070	1'41.967	1'41.818	1'41.926	1'42.889	1'43.219
12	1'40.332	1'40.251	1'40.854	1'41.486	1'40.924	1'41.660	1'40.782	1'41.317	1'43.382	1'41.931	1'41.592	1'42.663	1'42.124	1'42.076
13	1'40.677	1'40.417	1'40.658	1'41.251	1'41.292	1'41.762	1'41.152	1'41.431	1'42.317	1'43.113	1'42.204	1'42.304	1'42.115	1'42.169
14	1'41.258	1'40.740	1'40.693	1'41.458	1'40.811	1'41.125	1'41.150	1'41.548	1'42.115	1'41.871	1'42.107	1'42.415	1'42.380	1'42.669
15	1'41.055	1'40.905	1'41.100	1'41.699	1'40.870	1'41.414	1'41.327	1'41.689	1'41.928	1'41.874	1'41.926	1'42.059	1'43.913	1'43.504
16	1'40.958	1'41.001	1'40.904	1'41.432	1'41.246	1'41.362	1'41.665	1'41.638	1'41.592	1'41.879	1'41.882	1'42.024	1'41.819	1'41.953
17	1'40.650	1'41.203	1'40.848	1'41.205	1'41.347	1'41.280	1'41.841	1'41.473	1'41.833	1'41.943	1'42.469	1'42.251	1'42.380	1'43.125
18	1'40.422	1'40.494	1'40.580	1'41.006	1'40.940	1'41.654	1'41.730	1'41.603	1'42.103	1'42.090	1'42.335	1'42.519	1'41.595	1'42.235
19	1'40.369	1'40.328	1'41.280	1'41.021	1'40.713	1'41.844	1'41.969	1'42.025	1'42.702	1'42.103	1'42.448	1'42.800	1'42.659	1'43.131

	74 Bie	50 Vos	68 Pow	40 Cor	51 Sar	48 Dal	5 Ant	80 Dia	22 Ful	26 Ang	49 Neg	14 DeL	45 deV	3 DeR
1	1'46.497	1'47.622	1'45.586	1'47.876	1'48.932	1'48.925	1'48.812	1'46.869	1'49.202	1'49.091	1'48.086	1'47.111	1'48.823	1'49.694
2	1'42.894	1'43.461	1'43.467	1'43.731	1'45.638	1'43.341	1'45.264	1'45.081	1'45.021	1'44.531	1'44.851	1'43.428	1'44.548	1'45.281
3	1'42.645	1'42.041	1'43.354	1'42.804	1'43.227	1'42.450	1'43.487	1'43.483	1'43.775	1'43.683	1'43.486	1'42.204	1'43.509	1'43.765
4	1'43.272	1'42.482	1'43.384	1'43.173	1'43.762	1'43.106	1'43.843	1'43.235	1'43.844	1'43.164	1'43.567	1'42.590	1'44.313	1'43.627
5	1'42.516	1'42.499	1'42.588	1'42.934	1'42.144	1'42.358	1'43.389	1'43.058	1'43.133	1'43.017	1'43.929	1'42.172	1'43.186	1'43.466
6	1'42.518	1'41.795	1'42.353	1'42.721	1'42.531	1'42.824	1'42.994	1'42.771	1'43.118	1'43.300	1'43.055	1'41.922	1'43.019	1'43.477
7	1'42.001	1'41.828	1'42.152	1'42.924	1'42.057	1'42.886	1'42.911	1'43.126	1'42.795	1'43.006	1'43.075	1'42.014	1'43.177	1'43.373
8	1'42.046	1'41.931	1'41.901	1'43.066	1'42.659	1'43.811	1'42.703	1'43.105	1'43.749	1'42.908	1'42.837	1'41.851	1'43.875	1'43.309
9	1'41.843	1'41.869	1'42.392	1'42.674	1'41.916	1'42.779	1'42.551	1'43.093	1'42.917	1'43.002	1'43.299	1'41.864	1'44.070	1'43.477
10	1'41.870	1'42.382	1'41.869	1'42.705	1'42.599	1'42.661	1'43.393	1'42.874	1'42.440	1'43.335	1'43.339	1'42.523	1'43.851	1'43.914
11	1'42.988	1'41.838	1'42.574	1'42.521	1'42.501	1'43.148	1'42.204	1'42.950	1'42.519	1'43.074	1'43.342	1'42.417	1'44.265	1'44.137
12	1'42.130	1'42.083	1'41.943	1'42.290	1'42.067	1'42.361	1'42.480	1'43.203	1'42.606	1'43.307	1'43.359	1'41.963	1'44.407	1'43.719
13	1'42.037	1'42.229	1'42.289	1'42.426	1'42.224	1'42.380	1'42.583	1'43.524	1'43.192	1'42.679	1'44.138	1'42.051	1'44.558	1'44.525
14	1'42.113	1'42.737	1'42.273	1'42.884	1'42.684	1'42.367	1'42.114	1'42.864	1'42.827	1'42.853	1'44.027	1'42.909	1'44.989	1'45.513
15	1'43.188	1'44.052	1'49.764	1'42.953	1'43.274	1'42.985	1'41.936	1'42.998	1'42.443	1'43.199	1'44.204	1'43.072	1'45.640	1'44.447
16	1'42.329	1'42.725	1'42.561	1'42.613	1'42.594	1'42.709	1'41.862	1'42.870	1'42.748	1'42.912	1'44.406	1'42.187	1'44.349	1'44.396
17	1'42.699	1'43.790	1'42.512	1'43.980	1'42.660	1'42.896	1'42.039	1'43.079	1'42.278	1'43.259	1'44.552	1'42.179	1'44.651	1'44.473
18	1'42.708	1'42.636	1'42.246	1'42.044	1'42.206	1'42.571	1'42.255	1'42.839	1'42.780	1'43.299	1'44.283	1'42.074	1'44.445	1'44.563
19	1'43.690	1'42.885	1'42.550	1'42.063	1'42.926	1'42.227	1'42.827	1'42.425	1'42.436	1'43.957	1'44.696	2'10.348	1'44.398	1'45.110

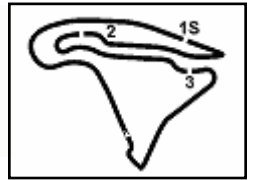
	89 Bin	94 Mah	53 Deb	64 Car
1	1'49.332	1'43.691	1'47.380	1'42.224
2	1'45.388	1'42.123	1'42.110	1'41.529
3	1'43.529	1'40.711	1'41.386	1'41.404
4	1'43.915	1'41.124	1'40.968	1'42.897
5	1'43.466	1'41.043	1'40.858	1'42.064
6	1'43.462	1'41.076	1'40.474	1'41.031
7	1'43.267	1'41.174	1'40.964	1'41.278
8	1'43.292	1'41.770	1'40.856	1'41.417

08/09/2024

These data/results cannot be reproduced, stored and/or transmitted in whole or in part by any manner of electronic, mechanical, photocopying, recording, broadcasting or otherwise now known or herein after developed without the previous express consent by the copyright owner, except for reproduction in daily press and regular printed publications on sale to the public within 60 days of the event related to those data/results and always provided that copyright symbol appears together as follows below.

© DORNA WSBK ORGANIZATION Srl 2024





Magny-Cours 4.411 m

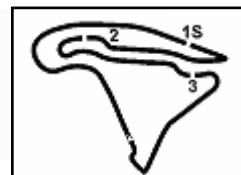
Motul French Round, 6-8 September 2024
Lap Chart Race 2

	89 Bin	94 Mah	53 Deb	64 Car
9	1'43.497	1'41.360	1'40.717	1'41.382
10	1'44.066	1'41.278	1'40.723	1'52.951
11	1'44.635	1'41.042	1'40.803	
12	1'44.379	1'41.146	1'40.792	
13	1'44.573			
14	1'44.948			
15	1'45.093			
16	1'44.714			
17	1'45.122			
18	1'44.858			
19	1'44.814			

08/09/2024

These data/results cannot be reproduced, stored and/or transmitted in whole or in part by any manner of electronic, mechanical, photocopying, recording, broadcasting or otherwise now known or herein after developed without the previous express consent by the copyright owner, except for reproduction in daily press and regular printed publications on sale to the public within 60 days of the event related to those data/results and always provided that copyright symbol appears together as follows below.

© DORNA WSBK ORGANIZATION Srl 2024



Magny-Cours 4.411 m

Motul French Round, 6-8 September 2024 Chronological Analysis Race 2

Start at 14:00'25.551

1 / 6

1° 55 Y. MONTELLA [1'40.332]							
Lap	Seg1	Seg2	Seg3	Seg4	Lap Time	km/h	Local Time
1		22.712	22.478	25.714	1'41.841	244,3	14:02'07.392
2	30.532	21.966	22.535	25.610	1'40.643	260,9	14:03'48.035
3	30.763	22.006	22.371	25.674	1'40.814	257,8	14:05'28.849
4	30.837	22.054	22.392	25.711	1'40.994	257,8	14:07'09.843
5	30.874	21.829	22.303	25.637	1'40.643	258,4	14:08'50.486
6	30.686	22.032	22.515	25.516	1'40.749	258,4	14:10'31.235
7	30.699	21.781	22.569	25.519	1'40.568	257,8	14:12'11.803
8	30.590	21.755	22.336	25.693	1'40.374	258,4	14:13'52.177
9	30.698	21.856	22.463	25.596	1'40.613	259,0	14:15'32.790
10	30.657	21.853	22.449	25.677	1'40.636	259,0	14:17'13.426
11	30.617	21.907	22.340	25.609	1'40.473	257,8	14:18'53.899
12	30.600	21.850	22.359	25.523	1'40.332	258,4	14:20'34.231
13	30.715	21.983	22.445	25.534	1'40.677	257,8	14:22'14.908
14	30.561	22.277	22.518	25.902	1'41.258	258,4	14:23'56.166
15	30.667	22.260	22.351	25.777	1'41.055	260,9	14:25'37.221
16	30.496	22.135	22.511	25.816	1'40.958	261,5	14:27'18.179
17	30.587	21.925	22.351	25.787	1'40.650	261,5	14:28'58.829
18	30.668	21.902	22.295	25.557	1'40.422	260,9	14:30'39.251
19	30.533	21.885	22.369	25.582	1'40.369	260,2	14:32'19.620

Race Time 31'54.069

4° 69 T. BOOTH-AMOS [1'40.806]							
Lap	Seg1	Seg2	Seg3	Seg4	Lap Time	km/h	Local Time
1		22.830	22.971	25.945	1'43.772	265,4	14:02'08.923
2	30.795	22.638	22.885	25.567	1'41.885	262,1	14:03'50.808
3	30.712	22.460	23.045	25.927	1'42.144	257,8	14:05'32.952
4	30.816	22.099	22.712	25.558	1'41.185	257,8	14:07'14.137
5	30.510	22.087	22.693	25.516	1'40.806	257,8	14:08'54.943
6	30.543	22.268	22.741	25.419	1'40.971	259,0	14:10'35.914
7	30.642	22.171	22.600	25.536	1'40.949	252,3	14:12'16.863
8	30.546	22.144	22.694	25.533	1'40.917	255,9	14:13'57.780
9	30.889	22.173	22.607	25.643	1'41.312	252,3	14:15'39.092
10	30.874	22.037	22.636	25.464	1'41.011	252,3	14:17'20.103
11	30.886	21.919	22.725	25.659	1'41.189	252,3	14:19'01.292
12	30.883	22.118	22.904	25.581	1'41.486	251,7	14:20'42.778
13	30.865	22.032	22.725	25.629	1'41.251	252,9	14:22'24.029
14	30.993	22.156	22.793	25.516	1'41.458	252,3	14:24'05.487
15	30.835	22.455	22.791	25.618	1'41.699	252,9	14:25'47.186
16	30.884	21.976	22.969	25.603	1'41.432	252,9	14:27'28.618
17	30.894	21.964	22.689	25.658	1'41.205	252,3	14:29'09.823
18	30.851	21.927	22.684	25.544	1'41.006	251,7	14:30'50.829
19	30.837	21.927	22.693	25.564	1'41.021	251,7	14:32'31.850

Race Time 32'06.299

2° 62 S. MANZI [1'40.027]							
Lap	Seg1	Seg2	Seg3	Seg4	Lap Time	km/h	Local Time
1		23.069	22.793	25.863	1'43.494	250,6	14:02'09.045
2	30.785	22.732	22.850	25.608	1'41.975	257,1	14:03'51.020
3	30.540	22.052	22.331	25.551	1'40.474	260,2	14:05'31.494
4	30.437	22.499	22.781	25.438	1'41.155	263,4	14:07'12.649
5	30.465	21.967	22.466	25.441	1'40.339	259,0	14:08'52.988
6	30.465	21.989	22.373	25.323	1'40.150	261,5	14:10'33.138
7	30.414	22.002	22.326	25.285	1'40.027	263,4	14:12'13.165
8	30.372	22.057	22.402	25.391	1'40.222	261,5	14:13'53.387
9	30.486	22.116	22.390	25.534	1'40.526	260,2	14:15'33.913
10	30.505	22.180	22.299	25.370	1'40.354	262,1	14:17'14.267
11	30.534	21.941	22.338	25.372	1'40.185	259,6	14:18'54.452
12	30.368	21.975	22.471	25.437	1'40.251	263,4	14:20'34.703
13	30.510	21.942	22.432	25.533	1'40.417	261,5	14:22'15.120
14	30.413	22.005	22.605	25.717	1'40.740	264,1	14:23'55.860
15	30.934	22.031	22.454	25.486	1'40.905	256,5	14:25'36.765
16	30.811	22.061	22.495	25.634	1'41.001	256,5	14:27'17.766
17	31.057	22.098	22.493	25.555	1'41.203	255,9	14:28'58.969
18	30.551	22.067	22.357	25.519	1'40.494	260,9	14:30'39.463
19	30.435	22.007	22.386	25.500	1'40.328	262,8	14:32'19.791

Race Time 31'54.240

5° 9 J. NAVARRO [1'40.713]							
Lap	Seg1	Seg2	Seg3	Seg4	Lap Time	km/h	Local Time
1		22.862	22.815	26.058	1'43.735	250,0	14:02'08.732
2	30.991	22.721	22.901	26.265	1'42.878	260,9	14:03'51.610
3	30.675	22.123	22.701	25.978	1'41.477	260,2	14:05'33.087
4	30.697	22.326	22.610	25.726	1'41.359	260,2	14:07'14.446
5	30.770	22.320	22.707	25.930	1'41.727	259,6	14:08'56.173
6	30.578	22.437	22.740	25.605	1'41.360	262,1	14:10'37.533
7	30.962	22.285	22.655	25.558	1'41.460	260,2	14:12'18.993
8	30.843	22.066	22.507	25.627	1'41.043	257,1	14:14'00.036
9	30.810	22.050	22.575	25.661	1'41.096	259,0	14:15'41.132
10	30.717	22.435	22.832	26.212	1'42.196	260,9	14:17'23.328
11	30.846	21.912	22.484	25.533	1'40.775	257,1	14:19'04.103
12	30.736	22.011	22.602	25.575	1'40.924	257,8	14:20'45.027
13	30.886	22.064	22.603	25.739	1'41.292	257,1	14:22'26.319
14	30.780	21.961	22.579	25.491	1'40.811	257,1	14:24'07.130
15	30.775	21.983	22.529	25.583	1'40.870	257,8	14:25'48.000
16	30.845	21.985	22.721	25.695	1'41.246	258,4	14:27'29.246
17	30.700	22.247	22.700	25.700	1'41.347	260,2	14:29'10.593
18	30.540	22.308	22.522	25.570	1'40.940	259,6	14:30'51.533
19	30.749	21.936	22.468	25.560	1'40.713	256,5	14:32'32.246

Race Time 32'06.695

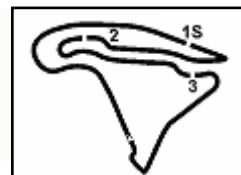
3° 99 A. HUERTAS [1'40.070]							
Lap	Seg1	Seg2	Seg3	Seg4	Lap Time	km/h	Local Time
1		22.711	22.548	26.136	1'42.715	262,8	14:02'08.266
2		22.232	22.696	25.467	1'41.599	262,1	14:03'49.865
3	30.457	22.330	22.788	25.727	1'41.302	264,7	14:05'31.167
4	30.486	22.423	22.716	25.460	1'41.085	263,4	14:07'12.252
5	30.610	22.041	22.445	25.340	1'40.436	259,0	14:08'52.688
6	30.625	21.908	22.358	25.192	1'40.083	258,4	14:10'32.771
7	30.683	21.819	22.394	25.222	1'40.118	259,0	14:12'12.889
8	30.580	21.828	22.363	25.299	1'40.070	260,9	14:13'52.959
9	30.907	21.871	22.309	25.455	1'40.542	257,8	14:15'33.501
10	30.763	21.834	22.393	25.324	1'40.314	260,9	14:17'13.815
11	30.657	21.848	22.368	25.395	1'40.268	260,9	14:18'54.083
12	30.554	22.534	22.383	25.383	1'40.854	263,4	14:20'34.937
13	30.542	22.062	22.518	25.536	1'40.658	263,4	14:22'15.595
14	30.613	21.894	22.443	25.743	1'40.693	262,8	14:23'56.288
15	30.737	22.235	22.498	25.630	1'41.100	264,1	14:25'37.388
16	30.548	22.146	22.459	25.751	1'40.904	261,5	14:27'18.292
17	30.576	22.133	22.561	25.578	1'40.848	261,5	14:28'59.140

6° 28 G. VAN STRAALLEN [1'40.936]							
Lap	Seg1	Seg2	Seg3	Seg4	Lap Time	km/h	Local Time
1		23.234	22.752	26.087	1'42.945	254,1	14:02'08.496
2	30.791	22.352	22.661	25.413	1'41.217	255,9	14:03'49.713
3	30.491	22.376	22.754	25.704	1'41.325	259,6	14:05'31.038
4	30.467	22.846	22.806	25.755	1'41.874	255,3	14:07'12.912
5	30.602	22.205	22.563	25.566	1'40.936	258,4	14:08'53.848
6	30.669	22.194	23.334	25.425	1'41.622	256,5	14:10'35.470
7	30.841	22.259	22.504	25.572	1'41.176	255,3	14:12'16.646
8	30.681	22.336	22.678	25.581	1'41.276	254,7	14:13'57.922
9	30.756	22.291	22.760	25.598	1'41.412	257,8	14:15'39.334
10	30.746	22.304	22.480	25.741	1'41.271	256,5	14:17'20.605
11	30.765	22.071	22.676	25.550	1'41.062	255,9	14:19'01.667
12	30.675	22.870	22.535	25.580	1'41.660	255,9	14:20'43.327
13	30.618	22.651	22.558	25.935	1'41.762	260,2	14:22'25.089
14	30.716	22.177	22.651	25.581	1'41.125	255,3	14:24'06.214

08/09/2024 P = Pits In/Out - C = Lap Time Cancelled

These data/results cannot be reproduced, stored and/or transmitted in whole or in part by any manner of electronic, mechanical, photocopying, recording, broadcasting or otherwise now known or herein after developed without the previous express consent by the copyright owner, except for reproduction in daily press and regular printed publications on sale to the public within 60 days of the event related to those data/results and always provided that copyright symbol appears together as follows below.

© DORNA WSBK ORGANIZATION Srl 2024



Magny-Cours 4.411 m

Motul French Round, 6-8 September 2024

Chronological Analysis Race 2

Start at 14:00'25.551

2 / 6

15	30.948	22.304	22.611	25.551	1'41.414	255,9	14:25'47.628	12	32.345	22.560	22.774	25.703	1'43.382	254,7	14:20'50.229
16	30.706	22.252	22.828	25.576	1'41.362	257,8	14:27'28.990	13	31.138	22.505	22.849	25.825	1'42.317	254,1	14:22'32.546
17	30.812	22.233	22.652	25.583	1'41.280	256,5	14:29'10.270	14	31.046	22.288	22.927	25.854	1'42.115	253,5	14:24'14.661
18	30.878	22.523	22.751	25.502	1'41.654C	256,5	14:30'51.924	15	30.964	22.402	22.850	25.712	1'41.928	254,7	14:25'56.589
19	30.869	22.356	22.827	25.792	1'41.844	257,1	14:32'33.768	16	30.949	22.241	22.753	25.649	1'41.592	254,1	14:27'38.181

Race Time 32'08.217

7° 6 C. PEROLARI (1'40.782)							
Lap	Seg1	Seg2	Seg3	Seg4	Lap Time	km/h	Local Time

1		23.088	23.062	25.917	1'44.256	253,5	14:02'09.807
2	30.819	22.830	22.842	25.917	1'42.408	259,6	14:03'52.215
3	30.688	22.420	22.810	25.566	1'41.484	259,0	14:05'33.699
4	30.584	22.331	22.741	25.762	1'41.418	259,6	14:07'15.117
5	30.767	22.321	22.754	25.654	1'41.496	258,4	14:08'56.613
6	30.603	22.347	22.747	26.000	1'41.697	260,9	14:10'38.310
7	30.529	22.267	22.662	25.668	1'41.126	261,5	14:12'19.436
8	30.537	22.341	22.753	25.805	1'41.436	259,6	14:14'00.872
9	30.827	22.366	22.608	25.755	1'41.556	258,4	14:15'42.428
10	30.726	22.066	22.587	25.673	1'41.052	256,5	14:17'23.480
11	30.721	22.282	22.549	25.585	1'41.137	257,8	14:19'04.617
12	30.638	22.035	22.512	25.597	1'40.782	258,4	14:20'45.399
13	30.736	22.247	22.559	25.610	1'41.152	258,4	14:22'26.551
14	30.661	22.196	22.633	25.660	1'41.150	257,1	14:24'07.701
15	30.756	22.143	22.795	25.633	1'41.327	257,1	14:25'49.028
16	30.850	22.289	22.784	25.742	1'41.665	251,7	14:27'30.693
17	31.008	22.135	22.918	25.780	1'41.841	254,1	14:29'12.534
18	30.990	22.155	22.817	25.768	1'41.730	254,7	14:30'54.264
19	30.969	22.183	22.942	25.875	1'41.969	253,5	14:32'36.233

Race Time 32'10.682

8° 66 N. TUULI (1'41.142)							
Lap	Seg1	Seg2	Seg3	Seg4	Lap Time	km/h	Local Time

1		22.552	22.948	26.212	1'42.554	253,5	14:02'08.105
2	31.526	23.451	22.796	25.920	1'43.693C	260,9	14:03'51.798
3	30.549	22.329	22.581	25.972	1'41.431	263,4	14:05'33.229
4	30.727	22.265	22.628	25.823	1'41.443	260,2	14:07'14.672
5	30.649	22.426	22.615	25.935	1'41.625	262,1	14:08'56.297
6	30.536	22.432	22.894	25.896	1'41.758	264,7	14:10'38.055
7	30.582	22.278	22.678	25.686	1'41.224	252,9	14:12'19.279
8	30.561	22.284	22.571	26.088	1'41.504	259,6	14:14'00.783
9	31.287	22.168	22.585	25.862	1'41.902	260,2	14:15'42.685
10	30.781	22.163	22.572	25.669	1'41.185	260,2	14:17'23.870
11	30.694	22.228	22.520	25.700	1'41.142	259,0	14:19'05.012
12	30.724	22.257	22.620	25.716	1'41.317	259,0	14:20'46.329
13	30.875	22.279	22.645	25.632	1'41.431	256,5	14:22'27.760
14	30.804	22.248	22.659	25.837	1'41.548	255,9	14:24'09.308
15	30.871	22.335	22.641	25.842	1'41.689	255,9	14:25'50.997
16	30.855	22.130	22.788	25.865	1'41.638	254,7	14:27'32.635
17	30.912	22.113	22.639	25.809	1'41.473	255,3	14:29'14.108
18	30.957	22.111	22.731	25.804	1'41.603	255,3	14:30'55.711
19	31.114	22.161	22.836	25.914	1'42.025	255,3	14:32'37.736

Race Time 32'12.185

9° 61 C. ONCU (1'41.376)							
Lap	Seg1	Seg2	Seg3	Seg4	Lap Time	km/h	Local Time

1		22.358	22.692	25.890	1'41.615	251,2	14:02'07.166
2	30.848	22.277	22.763	25.788	1'41.676	252,3	14:03'48.842
3	30.919	22.328	22.927	25.822	1'41.996	253,5	14:05'30.838
4	30.687	22.584	23.778	25.941	1'42.990	255,3	14:07'13.828
5	30.491	23.063	22.698	25.807	1'42.059	259,0	14:08'55.887
6	30.534	22.681	22.982	25.778	1'41.975	255,9	14:10'37.862
7	30.691	22.888	22.918	25.666	1'42.163	254,7	14:12'20.025
8	30.662	22.371	22.627	25.716	1'41.376	258,4	14:14'01.401
9	30.730	22.665	22.781	25.809	1'41.985	259,6	14:15'43.386
10	30.699	22.300	22.610	25.782	1'41.391	259,6	14:17'24.777
11	30.812	22.228	22.770	26.260	1'42.070	256,5	14:19'06.847

Race Time 32'14.063

10° 23 M. SCHROETTER (1'41.155)							
Lap	Seg1	Seg2	Seg3	Seg4	Lap Time	km/h	Local Time

1		23.368	23.169	26.488	1'45.479	247,7	14:02'11.030
2	30.933	22.975	23.305	26.169	1'43.382	259,6	14:03'54.412
3	30.801	22.588	22.742	25.767	1'41.898	257,1	14:05'36.310
4	30.648	22.416	22.630	25.751	1'41.445	257,1	14:07'17.755
5	30.671	22.270	22.567	25.647	1'41.155	259,6	14:08'58.910
6	30.711	22.370	22.676	25.943	1'41.700	257,8	14:10'40.610
7	30.682	22.262	22.707	25.875	1'41.526	258,4	14:12'22.136
8	30.702	22.271	22.654	25.886	1'41.513	258,4	14:14'03.649
9	30.875	22.312	22.718	25.849	1'41.754	255,3	14:15'45.403
10	30.840	22.300	22.718	25.897	1'41.755	255,9	14:17'27.158
11	31.017	22.338	22.766	25.846	1'41.967	254,7	14:19'09.125
12	30.901	22.264	22.665	26.101	1'41.931	255,9	14:20'51.056
13	30.892	22.428	22.908	26.885	1'43.113	257,8	14:22'34.169
14	30.817	22.464	22.758	25.832	1'41.871	259,0	14:24'16.040
15	30.611	22.676	22.771	25.816	1'41.874	259,0	14:25'57.914
16	30.726	22.424	22.756	25.973	1'41.879	259,6	14:27'39.793
17	30.801	22.336	22.798	26.008	1'41.943	257,8	14:29'21.736
18	30.888	22.347	22.865	25.990	1'42.090	254,7	14:31'03.826
19	30.917	22.260	22.925	26.001	1'42.103	254,7	14:32'45.929

Race Time 32'20.378

11° 32 D. BAYLISS (1'41.493)							
Lap	Seg1	Seg2	Seg3	Seg4	Lap Time	km/h	Local Time

1		23.246	23.202	26.153	1'43.968	255,3	14:02'09.519
2	30.867	22.834	23.446	25.918	1'43.065	260,9	14:03'52.584
3	30.832	22.433	22.899	25.776	1'41.940	259,0	14:05'34.524
4	30.905	22.309	22.801	25.692	1'41.707	257,1	14:07'16.231
5	30.974	22.336	22.701	25.711	1'41.722	257,1	14:08'57.953
6	30.921	22.506	22.788	25.645	1'41.860	256,5	14:10'39.813
7	30.940	22.225	22.645	25.683	1'41.493	256,5	14:12'21.306
8	31.131	23.006	22.800	25.959	1'42.896	256,5	14:14'04.202
9	30.965	22.490	22.692	25.871	1'42.018	258,4	14:15'46.220
10	30.707	22.369	22.661	25.876	1'41.613	260,9	14:17'27.833
11	30.724	22.626	22.742	25.726	1'41.818	255,3	14:19'09.651
12	30.738	22.245	22.488	26.121	1'41.592	262,1	14:20'51.243
13	30.741	22.574	22.818	26.071	1'42.204	255,9	14:22'33.447
14	31.116	22.391	22.817	25.783	1'42.107	255,9	14:24'15.554
15	30.952	22.467	22.776	25.731	1'41.926	256,5	14:25'57.480
16	30.993	22.240	22.670	25.979	1'41.882	255,9	14:27'39.362
17	31.205	22.535	22.709	26.020	1'42.469	255,3	14:29'21.831
18	30.859	23.092	22.538	25.846	1'42.335	259,6	14:31'04.166
19	30.638	22.999	22.829	25.982	1'42.448	259,6	14:32'46.614

Race Time 32'21.063

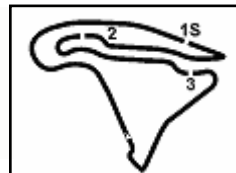
12° 17 J. MCPHEE (1'41.282)							
Lap	Seg1	Seg2	Seg3	Seg4	Lap Time	km/h	Local Time

1		23.467	23.428	26.219	1'45.887	244,9	14:02'11.438
2	30.682	22.754	23.289	26.111	1'42.836	259,6	14:03'54.274
3	30.838	22.322	22.834	25.784	1'41.778	258,4	14:05'36.052
4	30.970	22.646	22.790	25.714	1'42.120	248,3	14:07'18.172
5	30.690	22.177	22.748	25.667	1'41.282	257,1	14:08'59.454
6	30.682	22.271	22.666	25.810	1'41.429	255,9	14:10'40.883
7	30.656	22.399	22.770	25.702	1'41.527	257,1	14:12'22.410
8	30.847	22.367	22.852	26.009	1'42.075	255,9	14:14'04.485

08/09/2024 P = Pits In/Out - C = Lap Time Cancelled

These data/results cannot be reproduced, stored and/or transmitted in whole or in part by any manner of electronic, mechanical, photocopying, recording, broadcasting or otherwise now known or herein after developed without the previous express consent by the copyright owner, except for reproduction in daily press and regular printed publications on sale to the public within 60 days of the event related to those data/results and always provided that copyright symbol appears together as follows below.

© DORNA WSBK ORGANIZATION Srl 2024



Motul French Round, 6-8 September 2024 Chronological Analysis Race 2

3 / 6

Start at 14:00'25.551

Lap	Seg1	Seg2	Seg3	Seg4	Lap Time	km/h	Local Time
9	30.796	22.214	22.784	25.642	1'41.436	260,2	14:15'45.921
10	30.928	22.178	22.741	25.819	1'41.666	257,1	14:17'27.587
11	30.932	22.452	22.860	25.682	1'41.926	258,4	14:19'09.513
12	30.876	23.021	22.819	25.947	1'42.663	255,9	14:20'52.176
13	30.952	22.386	22.917	26.049	1'42.304	254,1	14:22'34.480
14	30.944	22.717	22.864	25.890	1'42.415	255,3	14:24'16.895
15	31.015	22.165	22.888	25.991	1'42.059	253,5	14:25'58.954
16	31.073	22.242	22.928	25.781	1'42.024	252,3	14:27'40.978
17	31.107	22.275	22.886	25.983	1'42.251	251,7	14:29'23.229
18	31.076	22.403	23.032	26.008	1'42.519	252,3	14:31'05.748
19	31.149	22.333	23.148	26.170	1'42.800	252,9	14:32'48.548

Race Time 32'22.997

Lap	Seg1	Seg2	Seg3	Seg4	Lap Time	km/h	Local Time
6	30.800	22.492	22.853	26.373	1'42.518	261,5	14:10'45.893
7	30.901	22.268	22.831	26.001	1'42.001	260,9	14:12'27.894
8	30.795	22.307	22.761	26.183	1'42.046	261,5	14:14'09.940
9	30.897	22.197	22.742	26.007	1'41.843	259,6	14:15'51.783
10	30.854	22.270	22.782	25.964	1'41.870	260,2	14:17'33.653
11	31.262	22.957	22.804	25.965	1'42.988	257,1	14:19'16.641
12	30.766	22.447	22.802	26.115	1'42.130	260,9	14:20'58.771
13	30.858	22.338	22.782	26.059	1'42.037	260,9	14:22'40.808
14	30.824	22.504	22.797	25.988	1'42.113	254,1	14:24'22.921
15	30.761	22.954	23.522	25.951	1'43.188	254,7	14:26'06.109
16	31.104	22.374	22.795	26.056	1'42.329	257,8	14:27'48.438
17	31.203	22.553	22.845	26.098	1'42.699	254,7	14:29'31.137
18	31.277	22.383	22.864	26.184	1'42.708	252,3	14:31'13.845
19	31.087	23.632	22.898	26.073	1'43.690	255,9	14:32'57.535

Race Time 32'31.984

13° 27 K. TOBA [1'41.595]

Lap	Seg1	Seg2	Seg3	Seg4	Lap Time	km/h	Local Time
1		23.643	23.161	27.291	1'47.023	251,7	14:02'12.574
2	31.097	23.313	22.992	26.045	1'43.447C	260,9	14:03'56.021
3	30.665	22.750	22.652	26.069	1'42.136	261,5	14:05'38.157
4	30.735	22.725	22.744	26.444	1'42.648	261,5	14:07'20.805
5	30.938	22.560	22.641	25.936	1'42.075	257,1	14:09'02.880
6	30.773	22.433	22.713	26.076	1'41.995	259,0	14:10'44.875
7	30.711	23.125	22.809	26.146	1'42.791	259,0	14:12'27.666
8	30.520	22.657	22.701	26.000	1'41.878	263,4	14:14'09.544
9	30.662	22.625	22.669	25.942	1'41.898	262,8	14:15'51.442
10	30.722	22.655	23.074	26.130	1'42.581	260,9	14:17'34.023
11	30.946	23.116	22.768	26.059	1'42.889	249,4	14:19'16.912
12	30.595	22.666	22.849	26.014	1'42.124	250,6	14:20'59.036
13	30.725	22.646	22.636	26.108	1'42.115	258,4	14:22'41.151
14	30.689	22.764	22.766	26.161	1'42.380	256,5	14:24'23.531
15	30.635	22.744	23.460	27.074	1'43.913	262,8	14:26'07.444
16	30.780	22.409	22.663	25.967	1'41.819	257,1	14:27'49.263
17	31.127	22.395	22.896	25.962	1'42.380	260,2	14:29'31.643
18	30.732	22.221	22.805	25.837	1'41.595	255,3	14:31'13.238
19	30.883	22.583	22.973	26.220	1'42.659	257,8	14:32'55.897

Race Time 32'30.346

16° 50 O. VOSTATEK [1'41.795]

Lap	Seg1	Seg2	Seg3	Seg4	Lap Time	km/h	Local Time
1		23.852	23.589	26.981	1'47.622	230,8	14:02'13.173
2	31.080	23.361	23.205	25.815	1'43.461	256,5	14:03'56.634
3	31.013	22.335	22.782	25.911	1'42.041	259,6	14:05'38.675
4	30.748	22.730	23.148	25.856	1'42.482	260,9	14:07'21.157
5	31.403	22.589	22.905	25.602	1'42.499	248,3	14:09'03.656
6	30.799	22.448	22.767	25.781	1'41.795	260,9	14:10'45.451
7	30.990	22.355	22.819	25.664	1'41.828	257,1	14:12'27.279
8	30.811	22.531	22.666	25.923	1'41.931	260,2	14:14'09.210
9	30.888	22.438	22.637	25.906	1'41.869	258,4	14:15'51.079
10	30.842	22.644	22.800	26.096	1'42.382	258,4	14:17'33.461
11	31.236	22.214	22.630	25.758	1'41.838	251,7	14:19'15.299
12	31.094	22.421	22.887	25.681	1'42.083	253,5	14:20'57.382
13	31.168	22.243	22.912	25.906	1'42.229	254,7	14:22'39.611
14	31.637	22.396	22.945	25.759	1'42.737	251,2	14:24'22.348
15	31.288	22.891	23.773	26.100	1'44.052	249,4	14:26'06.400
16	31.199	22.621	22.984	25.921	1'42.725	250,6	14:27'49.125
17	31.456	22.579	23.706	26.049	1'43.790C	259,6	14:29'32.915
18	31.244	22.307	23.356	25.729	1'42.636C	255,3	14:31'15.551
19	31.290	22.484	23.085	26.026	1'42.885	255,3	14:32'58.436

Race Time 32'32.885

14° 71 T. EDWARDS [1'41.953]

Lap	Seg1	Seg2	Seg3	Seg4	Lap Time	km/h	Local Time
1		23.544	23.352	26.504	1'45.054	247,7	14:02'10.605
2	31.023	22.926	23.419	26.065	1'43.433	259,6	14:03'54.038
3	30.980	22.943	23.075	25.827	1'42.825	257,8	14:05'36.863
4	30.949	22.622	22.886	25.815	1'42.272	258,4	14:07'19.135
5	30.771	22.468	22.925	25.889	1'42.053	259,0	14:09'01.188
6	30.954	22.423	23.021	26.008	1'42.406	256,5	14:10'43.594
7	31.194	22.469	23.025	25.890	1'42.578	254,7	14:12'26.172
8	30.855	22.472	22.890	25.909	1'42.126	257,1	14:14'08.298
9	30.966	22.364	22.897	25.898	1'42.125	255,9	14:15'50.423
10	30.930	22.595	22.922	26.239	1'42.686	257,1	14:17'33.109
11	31.554	23.081	22.718	25.866	1'43.219	249,4	14:19'16.328
12	30.860	22.460	22.831	25.925	1'42.076	259,6	14:20'58.404
13	30.792	22.552	22.788	26.037	1'42.169	259,0	14:22'40.573
14	30.851	22.984	22.824	26.010	1'42.669	255,9	14:24'23.242
15	30.885	22.918	23.479	26.222	1'43.504	258,4	14:26'06.746
16	30.787	22.335	22.807	26.024	1'41.953	259,6	14:27'48.699
17	30.859	22.835	23.558	25.873	1'43.125	259,0	14:29'31.824
18	30.808	22.348	23.001	26.078	1'42.235	261,5	14:31'14.059
19	30.878	23.212	22.958	26.083	1'43.131	257,8	14:32'57.190

Race Time 32'31.659

17° 68 L. POWER [1'41.869]

Lap	Seg1	Seg2	Seg3	Seg4	Lap Time	km/h	Local Time
1		23.251	23.255	26.224	1'45.586	257,1	14:02'11.137
2	30.884	23.093	23.292	26.198	1'43.467	255,9	14:03'54.604
3	31.150	22.630	23.014	26.560	1'43.354	255,3	14:05'37.958
4	31.003	22.968	22.998	26.415	1'43.384	258,4	14:07'21.342
5	31.103	22.493	23.024	25.968	1'42.588	257,8	14:09'03.930
6	30.733	22.635	23.006	25.979	1'42.353	259,6	14:10'46.283
7	30.641	22.620	22.911	25.980	1'42.152	258,4	14:12'28.435
8	30.766	22.323	22.890	25.922	1'41.901	257,1	14:14'10.336
9	31.144	22.446	22.942	25.860	1'42.392	255,3	14:15'52.728
10	30.879	22.164	22.887	25.939	1'41.869	255,9	14:17'34.597
11	30.778	22.884	22.894	26.018	1'42.574	257,8	14:19'17.171
12	30.674	22.420	22.883	25.966	1'41.943	259,6	14:20'59.114
13	31.087	22.391	22.810	26.001	1'42.289	252,9	14:22'41.403
14	30.819	22.684	22.839	25.931	1'42.273	258,4	14:24'32.676
15	30.604	22.854	23.295	33.011	1'49.764	255,9	14:26'13.440
16	31.132	22.430	22.981	26.018	1'42.561	256,5	14:27'56.001
17	31.104	22.488	23.014	25.906	1'42.512	254,7	14:29'38.513
18	31.009	22.258	23.085	25.894	1'42.246	252,3	14:31'20.759
19	31.090	22.398	23.135	25.927	1'42.550	252,9	14:33'03.309

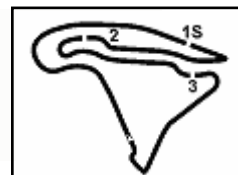
Race Time 32'37.758

15° 74 P. BIESIEKIRSKI [1'41.843]

Lap	Seg1	Seg2	Seg3	Seg4	Lap Time	km/h	Local Time
1		23.214	23.259	26.554	1'46.497	244,3	14:02'12.048
2	31.162	22.669	22.764	26.299	1'42.894	258,4	14:03'54.942
3	31.198	22.479	22.928	26.040	1'42.645	260,9	14:05'37.587
4	31.086	22.616	22.897	26.673	1'43.272	258,4	14:07'20.859
5	31.218	22.588	22.866	25.844	1'42.516	259,6	14:09'03.375

18° 40 S. CORSI [1'42.044]

Lap	Seg1	Seg2	Seg3	Seg4	Lap Time	km/h	Local Time
1		23.779	23.485	27.097	1'47.876	248,3</	



Motul French Round, 6-8 September 2024
Chronological Analysis Race 2

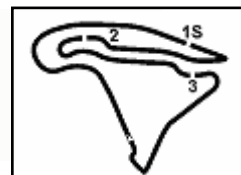
Start at 14:00'25.551

								21° 5 N. ANTONELLI [1'41.862]							
								Lap	Seg1	Seg2	Seg3	Seg4	Lap Time	km/h	Local Time
3	31.338	22.606	22.961	25.899	1'42.804	256,5	14:05'39.962	1		23.845	23.674	28.254	1'48.812	233,8	14:02'14.363
4	31.543	22.473	23.168	25.989	1'43.173	257,1	14:07'23.135	2	31.513	23.942	23.406	26.403	1'45.264	250,0	14:03'59.627
5	31.386	22.571	23.162	25.815	1'42.934	251,7	14:09'06.069	3	31.073	22.911	23.261	26.242	1'43.487	256,5	14:05'43.114
6	31.076	22.541	23.084	26.020	1'42.721	257,1	14:10'48.790	4	30.957	23.252	23.229	26.405	1'43.843	247,7	14:07'26.957
7	31.101	22.583	23.071	26.169	1'42.924	256,5	14:12'31.714	5	31.257	22.962	23.041	26.129	1'43.389	248,3	14:09'10.346
8	31.104	22.742	23.393	25.827	1'43.066	256,5	14:14'14.780	6	30.988	22.919	23.037	26.050	1'42.994	256,5	14:10'53.340
9	31.356	22.437	23.050	25.831	1'42.674	252,3	14:15'57.454	7	30.933	22.634	23.151	26.193	1'42.911	251,7	14:12'36.251
10	31.380	22.306	23.086	25.933	1'42.705	252,9	14:17'40.159	8	31.134	22.501	22.909	26.159	1'42.703	257,1	14:14'18.954
11	31.427	22.264	23.059	25.771	1'42.521	253,5	14:19'22.680	9	30.864	22.443	23.194	26.050	1'42.551	259,0	14:16'01.505
12	31.249	22.256	23.050	25.735	1'42.290	253,5	14:21'04.970	10	31.291	22.975	23.060	26.067	1'43.393	262,1	14:17'54.898
13	31.291	22.297	22.993	25.845	1'42.426	253,5	14:22'47.396	11	31.009	22.332	22.942	25.921	1'42.204	260,9	14:19'27.102
14	31.283	22.269	23.172	26.160	1'42.884	254,1	14:24'30.280	12	31.178	22.291	23.007	26.004	1'42.480	257,1	14:21'09.582
15	31.234	22.177	23.167	26.375	1'42.953	255,9	14:26'13.233	13	31.025	22.328	23.125	26.105	1'42.583	259,0	14:22'52.165
16	31.340	22.209	23.162	25.902	1'42.613	253,5	14:27'55.846	14	31.065	22.277	22.902	25.870	1'42.114	261,5	14:24'34.279
17	31.290	22.993	23.705	25.992	1'43.980	252,3	14:29'39.826	15	31.006	22.280	22.854	25.796	1'41.936	257,1	14:26'16.215
18	30.856	22.313	23.093	25.782	1'42.044	258,4	14:31'21.870	16	31.035	22.173	22.832	25.822	1'41.862	258,4	14:27'58.077
19	31.053	22.224	22.837	25.949	1'42.063	257,1	14:33'03.933	17	30.920	22.260	22.979	25.880	1'42.039	258,4	14:29'40.116
Race Time 32'38.382								18	30.845	22.386	23.047	25.977	1'42.255	258,4	14:31'22.371
								19	30.726	23.339	22.898	25.864	1'42.827	263,4	14:33'05.198
								Race Time 32'39.647							

								19° 51 A. SARMOON [1'41.916]							
								Lap	Seg1	Seg2	Seg3	Seg4	Lap Time	km/h	Local Time
1		24.380	23.721	27.339	1'48.932	237,9	14:02'14.483	1		23.204	23.211	27.648	1'46.869	254,7	14:02'12.420
2	31.966	23.803	23.544	26.325	1'45.638	238,9	14:04'00.121	2	31.937	23.465	23.324	26.355	1'45.081	254,7	14:03'57.501
3	30.821	22.863	23.194	26.349	1'43.227	255,3	14:05'43.348	3	31.117	23.307	23.065	25.994	1'43.483	259,6	14:05'40.984
4	30.812	23.259	23.212	26.479	1'43.762	248,3	14:07'27.110	4	31.105	22.800	23.033	26.297	1'43.235	259,0	14:07'24.219
5	30.999	22.378	22.803	25.964	1'42.144	259,6	14:09'09.254	5	31.087	22.905	23.014	26.052	1'43.058	259,0	14:09'07.277
6	31.003	22.498	23.072	25.958	1'42.531	255,3	14:10'51.785	6	31.109	22.485	23.147	26.030	1'42.771	257,8	14:10'50.048
7	31.000	22.306	22.939	25.812	1'42.057	254,7	14:12'33.842	7	31.350	22.695	23.144	25.937	1'43.126	257,1	14:12'33.174
8	30.909	22.450	23.179	26.121	1'42.659	255,9	14:14'16.501	8	31.270	22.594	23.152	26.089	1'43.105	256,5	14:14'16.279
9	30.999	22.425	22.785	25.707	1'41.916	256,5	14:15'58.417	9	31.222	22.830	23.128	25.913	1'43.093	255,9	14:15'59.372
10	31.092	22.459	23.027	26.021	1'42.599	256,5	14:17'41.016	10	31.187	22.648	23.146	25.893	1'42.874	257,1	14:17'42.246
11	31.212	22.462	22.918	25.909	1'42.501	255,3	14:19'23.517	11	31.213	22.672	23.028	26.037	1'42.950	255,9	14:19'25.196
12	31.000	22.344	22.886	25.837	1'42.067	254,1	14:21'05.584	12	31.325	22.719	23.101	26.058	1'43.203	255,9	14:21'08.399
13	30.984	22.298	23.017	25.925	1'42.224	254,7	14:22'47.808	13	31.386	23.028	23.106	26.004	1'43.524	251,7	14:22'51.923
14	30.929	22.510	23.115	26.130	1'42.684	254,1	14:24'30.492	14	31.244	22.571	23.123	25.926	1'42.864	253,5	14:24'34.787
15	31.068	22.492	23.095	26.619	1'43.274	253,5	14:26'13.766	15	31.166	22.721	23.220	25.891	1'42.998	255,3	14:26'17.785
16	31.030	22.670	22.880	26.014	1'42.594	242,2	14:27'56.360	16	31.334	22.496	23.087	25.953	1'42.870	255,9	14:28'00.655
17	30.828	22.939	22.940	25.953	1'42.660	254,7	14:29'39.020	17	31.467	22.629	23.110	25.873	1'43.079	255,3	14:29'43.734
18	31.016	22.408	22.829	25.953	1'42.206	255,9	14:31'21.226	18	31.376	22.420	23.107	25.936	1'42.839	254,7	14:31'26.573
19	30.947	22.651	22.895	26.433	1'42.926	257,1	14:33'04.152	19	31.239	22.391	22.941	25.854	1'42.425	254,7	14:33'08.998
Race Time 32'38.601								Race Time 32'43.447							

								22° 80 A. DIAZ [1'42.425]							
								Lap	Seg1	Seg2	Seg3	Seg4	Lap Time	km/h	Local Time
1		24.220	23.679	27.205	1'48.925	237,9	14:02'14.476	1		24.600	23.601	27.388	1'49.202	239,5	14:02'14.753
2	31.423	22.815	23.117	25.986	1'43.341	252,9	14:03'57.817	2	31.727	23.435	23.660	26.199	1'45.021	250,0	14:03'59.774
3	31.061	22.527	22.936	25.926	1'42.450	255,9	14:05'40.267	3	31.094	23.086	23.253	26.342	1'43.775	252,9	14:05'43.549
4	31.302	22.575	23.067	26.162	1'43.106	251,7	14:07'23.373	4	31.035	23.223	23.264	26.322	1'43.844	257,8	14:07'27.393
5	31.095	22.320	23.070	25.873	1'42.358	254,1	14:09'05.731	5	31.035	22.849	23.022	26.227	1'43.133	258,4	14:09'10.526
6	31.366	22.376	23.104	25.978	1'42.824	254,1	14:10'48.555	6	30.915	22.899	23.238	26.066	1'43.118	259,0	14:10'53.644
7	31.333	22.433	23.133	25.987	1'42.886	250,6	14:12'31.441	7	30.815	22.589	23.213	26.178	1'42.795	260,2	14:12'36.439
8	31.450	22.576	23.879	25.906	1'43.811	251,7	14:14'15.252	8	31.102	22.818	23.177	26.652	1'43.749	258,4	14:14'20.188
9	31.378	22.570	23.003	25.828	1'42.779	250,0	14:15'58.031	9	31.558	22.411	22.942	26.006	1'42.917	253,5	14:16'03.105
10	31.461	22.370	22.998	25.832	1'42.661	257,1	14:17'40.692	10	31.320	22.343	22.875	25.902	1'42.440	255,3	14:17'45.545
11	31.550	22.607	23.061	25.930	1'43.148	257,1	14:19'23.840	11	30.984	22.570	23.075	25.890	1'42.519	260,2	14:19'28.064
12	31.197	22.391	22.967	25.806	1'42.361	257,1	14:21'06.201	12	30.989	22.396	23.182	26.039	1'42.606	256,5	14:21'10.670
13	31.224	22.272	23.002	25.882	1'42.380	254,7	14:22'48.581	13	31.322	22.771	22.996	26.103	1'43.192	254,7	14:22'53.862
14	31.257	22.280	22.932	25.898	1'42.367	254,7	14:24'30.948	14	31.170	22.429	23.171	26.057	1'42.827	258,4	14:24'36.689
15	31.241	22.295	23.025	26.424	1'42.985	249,4	14:26'13.933	15	31.103	22.343	22.984	26.013	1'42.443	260,2	14:26'19.132
16	31.142	22.680	22.974	25.913	1'42.709	258,4	14:27'56.642	16	31.265	22.468	22.967	26.048	1'42.748	254,7	14:28'01.880
17	31.082	22.727	23.227	25.860	1'42.896	258,4	14:29'39.538	17	31.122	22.296	22.858	26.002	1'42.278	255,9	14:29'44.158
18	31.172	22.448	23.037	25.914	1'42.571	256,5	14:31'22.109	Race Time 32'38.785							
19	31.007	22.362	22.923	25.935	1'42.227	258,4	14:33'04.336	Race Time 32'43.447							

								20° 48 L. DALLA PORTA [1'42.227]							
								Lap	Seg1	Seg2	Seg3	Seg4	Lap Time	km/h	Local Time
1		24.220	23.679	27.205	1'48.925	237,9	14:02'14.476	1		24.600	23.601	27.388	1'49.202	239,5	14:02'14.753
2	31.423	22.815	23.117	25.986	1'43.341	252,9	14:03'57.817	2	31.727	23.435	23.660	26.199	1'45.021	250,0	14:03'59.774
3	31.061	22.527	22.936	25.926	1'42.450	255,9	14:05'40.267	3	31.094	23.086	23.253	26.342	1'43.775	252,9	14:05'43.549
4	31.302	22.575	23.067	26.162	1'43.106	251,7	14:07'23.373	4	31.035	23.223	23.264	26.322	1'43.844	257,8	14:07'27.393



Motul French Round, 6-8 September 2024

Chronological Analysis Race 2

Start at 14:00'25.551

18	31.239	22.446	23.055	26.040	1'42.780	256,5	14:31'26.938	15	31.054	22.806	23.477	25.735	1'43.072	254,1	14:26'05.642
19	31.009	22.377	22.990	26.060	1'42.436	257,1	14:33'09.374	16	31.236	22.332	22.847	25.772	1'42.187	250,0	14:27'47.829

Race Time 32'43.823

24° 26 G. ANTIGA [1'42.679]							
Lap	Seg1	Seg2	Seg3	Seg4	Lap Time	km/h	Local Time
1		24.768	23.520	26.854	1'49.091	233,8	14:02'14.642
2	31.638	23.060	23.539	26.294	1'44.531	254,1	14:03'59.173
3	31.072	23.011	23.414	26.186	1'43.683	261,5	14:05'42.856
4	31.013	22.881	23.240	26.030	1'43.164	262,8	14:07'26.020
5	31.106	22.665	23.222	26.024	1'43.017	256,5	14:09'09.037
6	31.295	22.637	23.320	26.048	1'43.300	251,7	14:10'52.337
7	31.249	22.654	23.216	25.887	1'43.006	258,4	14:12'35.343
8	31.279	22.433	23.201	25.995	1'42.908	256,5	14:14'18.251
9	31.290	22.490	23.241	25.981	1'43.002	255,9	14:16'01.253
10	31.537	22.620	23.252	25.926	1'43.335	256,5	14:17'44.588
11	31.313	22.676	23.137	25.948	1'43.074	255,3	14:19'27.662
12	31.130	22.542	23.145	26.490	1'43.307	259,0	14:21'10.969
13	31.048	22.453	23.195	25.983	1'42.679	257,8	14:22'53.648
14	31.208	22.464	23.173	26.008	1'42.853	256,5	14:24'36.501
15	31.259	22.659	23.218	26.063	1'43.199	257,1	14:26'19.700
16	31.083	22.475	23.303	26.051	1'42.912	260,2	14:28'02.612
17	31.344	22.589	23.253	26.073	1'43.259	257,8	14:29'45.871
18	31.278	22.579	23.387	26.055	1'43.299	256,5	14:31'29.170
19	31.408	22.842	23.511	26.196	1'43.957	254,7	14:33'13.127

Race Time 32'47.576

25° 49 A. NEGRER [1'42.837]							
Lap	Seg1	Seg2	Seg3	Seg4	Lap Time	km/h	Local Time
1		24.043	23.520	26.848	1'48.086	251,2	14:02'13.637
2	31.735	23.480	23.414	26.222	1'44.851	251,2	14:03'58.488
3	31.454	22.733	23.183	26.116	1'43.486	252,3	14:05'41.974
4	31.476	22.765	23.163	26.163	1'43.567	251,7	14:07'25.541
5	31.672	22.944	23.344	25.969	1'43.929	250,0	14:09'09.470
6	31.065	22.777	23.048	26.165	1'43.055	254,7	14:10'52.525
7	31.182	22.655	23.264	25.974	1'43.075	259,0	14:12'35.600
8	31.151	22.564	23.057	26.065	1'42.837	255,5	14:14'18.437
9	31.382	22.656	23.207	26.054	1'43.299	252,9	14:16'01.736
10	31.159	23.008	23.137	26.035	1'43.339	257,8	14:17'45.075
11	31.250	22.644	23.431	26.017	1'43.342	255,3	14:19'28.417
12	31.353	22.671	23.310	26.025	1'43.359	252,3	14:21'11.776
13	31.556	22.776	23.424	26.382	1'44.138	246,6	14:22'55.914
14	31.635	22.796	23.375	26.221	1'44.027	245,5	14:24'39.941
15	31.759	22.734	23.361	26.350	1'44.204	248,8	14:26'24.145
16	31.711	22.774	23.485	26.436	1'44.406	243,2	14:28'08.551
17	31.782	22.838	23.517	26.415	1'44.552	245,5	14:29'53.103
18	31.841	22.809	23.352	26.281	1'44.283	243,2	14:31'37.386
19	31.830	23.141	23.356	26.369	1'44.696	241,1	14:33'22.082

Race Time 32'56.551

26° 14 E. DE LA VEGA [1'41.851]							
Lap	Seg1	Seg2	Seg3	Seg4	Lap Time	km/h	Local Time
1		23.777	23.135	27.095	1'47.111	244,3	14:02'12.662
2	31.694	22.779	23.061	25.894	1'43.428	251,2	14:03'56.090
3	30.911	22.601	22.802	25.890	1'42.204	259,0	14:05'38.294
4	30.707	22.800	22.768	26.315	1'42.590	259,0	14:07'20.884
5	30.931	22.625	22.827	25.789	1'42.172	259,0	14:09'03.056
6	30.827	22.512	22.737	25.846	1'41.922	257,8	14:10'44.978
7	30.858	22.469	22.802	25.885	1'42.014	257,8	14:12'26.992
8	31.053	22.282	22.785	25.731	1'41.851	254,1	14:14'08.843
9	31.044	22.368	22.706	25.746	1'41.864	254,1	14:15'50.707
10	30.883	22.542	22.809	26.289	1'42.523	257,1	14:17'33.230
11	31.452	22.483	22.766	25.716	1'42.417	249,4	14:19'15.647
12	30.997	22.375	22.877	25.714	1'41.963	255,9	14:20'57.610
13	30.984	22.389	22.816	25.862	1'42.051	252,9	14:22'39.661
14	31.637	22.433	22.949	25.890	1'42.909	247,7	14:24'22.570

Race Time 33'04.266

27° 45 L. DE VLEESCHAUWER [1'43.019]								
Lap	Seg1	Seg2	Seg3	Seg4	Lap Time	km/h	Local Time	
1			23.555	23.542	27.658	1'48.823	252,3	14:02'14.374
2	31.646	23.035	23.473	26.394	1'44.548	255,3	14:03'58.922	
3	31.348	22.818	23.229	26.114	1'43.509	254,1	14:05'42.431	
4	31.320	23.459	23.165	26.369	1'44.313	254,1	14:07'26.744	
5	31.375	22.703	23.080	26.028	1'43.186	252,9	14:09'09.930	
6	31.138	22.673	23.128	26.080	1'43.019	255,3	14:10'52.949	
7	31.093	22.647	23.247	26.190	1'43.177	257,1	14:12'36.126	
8	31.429	22.696	23.178	26.572	1'43.875	255,9	14:14'20.001	
9	31.818	22.724	23.247	26.281	1'44.070	250,0	14:16'04.071	
10	31.445	22.785	23.188	26.433	1'43.851	251,7	14:17'47.922	
11	31.651	22.873	23.169	26.572	1'44.265	248,8	14:19'32.187	
12	31.704	22.865	23.333	26.505	1'44.407	248,3	14:21'16.594	
13	31.711	22.961	23.259	26.627	1'44.558	248,3	14:23'01.152	
14	31.765	22.895	23.795	26.534	1'44.989	246,6	14:24'46.141	
15	32.835	23.012	23.402	26.391	1'45.640	252,3	14:26'31.781	
16	31.669	22.797	23.383	26.500	1'44.349	252,9	14:28'16.130	
17	31.785	22.801	23.511	26.554	1'44.651	248,8	14:30'00.781	
18	31.815	22.751	23.460	26.419	1'44.445	250,6	14:31'45.226	
19	31.723	22.766	23.388	26.521	1'44.398	250,0	14:33'29.624	

Race Time 33'04.073

28° 3 R. DE ROSA [1'43.309]								
Lap	Seg1	Seg2	Seg3	Seg4	Lap Time	km/h	Local Time	
1			24.416	23.647	27.211	1'49.694	241,6	14:02'15.245
2	31.775	23.404	23.673	26.429	1'45.281	250,0	14:04'00.526	
3	31.460	22.880	23.251	26.174	1'43.765	252,9	14:05'44.291	
4	31.492	22.830	23.183	26.122	1'43.627	251,7	14:07'27.918	
5	31.362	22.811	23.229	26.064	1'43.466	253,5	14:09'11.384	
6	31.484	22.658	23.208	26.127	1'43.477	254,7	14:10'54.861	
7	31.396	22.617	23.236	26.124	1'43.373	254,7	14:12'38.234	
8	31.486	22.614	23.156	26.053	1'43.309	252,3	14:14'21.543	
9	31.508	22.819	23.144	26.006	1'43.477	252,9	14:16'05.020	
10	31.521	22.880	23.303	26.210	1'43.914	252,9	14:17'48.934	
11	31.609	22.915	23.233	26.380	1'44.137	247,7	14:19'33.071	
12	31.642	22.636	23.288	26.153	1'43.719	248,3	14:21'16.790	
13	31.573	23.044	23.287	26.621	1'44.525	246,6	14:23'01.315	
14	31.614	22.671	23.765	27.463	1'45.513C	249,4	14:24'46.828	
15	32.027	22.828	23.392	26.200	1'44.447	242,7	14:26'31.275	
16	32.009	22.645	23.390	26.352	1'44.396	245,5	14:28'15.671	
17	31.858	22.833	23.489	26.293	1'44.473	244,9	14:30'00.144	
18	32.060	22.786	23.425	26.292	1'44.563	244,9	14:31'44.707	
19	32.092	23.064	23.578	26.376	1'45.110	243,8	14:33'29.817	

Race Time 33'04.266

29° 89 K. BIN PAWI [1'43.267]								
Lap	Seg1	Seg2	Seg3	Seg4	Lap Time	km/h	Local Time	
1			23.920	23.625	27.238	1'49.332	233,3	14:02'14.883
2	31.716	23.743	23.626	26.303	1'45.388	243,8	14:04'00.271	
3	31.313	22.925	23.195	26.096	1'43.529	257,1	14:05'43.800	
4	31.259	22.637	23.319	26.700	1'43.915	255,9	14:07'27.715	
5	31.386	22.710	23.240	26.130	1'43.466	257,1	14:09'11.181	
6	31.485	22.691	23.275	26.011	1'43.462	254,1	14:10'54.643	
7	31.381	22.679	23.279	25.928	1'43.267	254,1	14:12'37.910	
8	31.449	22.443	23.261	26.139	1'43.292	254,1	14:14'21.202	
9	31.547	22.618	23.241	26.091	1'43.497	253,5	14:16'04.699	
10	31.522	22.907	23.368	26.269	1'44.066	254,1	14:17'48.765	
11	31.661	22.810	23.370	26.794	1'44.635	253,5	14:19'33.400	

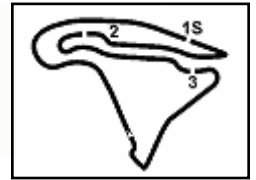
Race Time 33'04.266

P = Pits In/Out - C = Lap Time Cancelled

These data/results cannot be reproduced, stored and/or transmitted in whole or in part by any manner of electronic, mechanical, photocopying, recording, broadcasting or otherwise now known or herein after developed without the previous express consent by the copyright owner, except for reproduction in daily press and regular printed publications on sale to the public within 60 days of the event related to those data/results and always provided that copyright symbol appears together as follows below.

© DORNA WSBK ORGANIZATION Srl 2024





Motul French Round, 6-8 September 2024
Chronological Analysis Race 2

Start at 14:00'25.551

12	31.580	23.008	23.404	26.387	1'44.379	251,7	14:21'17.779
13	31.743	22.859	23.501	26.470	1'44.573	252,9	14:23'02.352
14	31.642	22.945	23.527	26.834	1'44.948	251,7	14:24'47.300
15	31.858	23.346	23.508	26.381	1'45.093	244,9	14:26'32.393
16	31.796	22.801	23.586	26.531	1'44.714	254,1	14:28'17.107
17	31.909	23.050	23.718	26.445	1'45.122	251,7	14:30'02.229
18	31.831	23.019	23.573	26.435	1'44.858	251,2	14:31'47.087
19	31.749	23.017	23.604	26.444	1'44.814	250,0	14:33'31.901

Race Time 33'06.550

RET	94 L. MAHIAS [1'40.711]						
Lap	Seg.1	Seg.2	Seg.3	Seg.4	Lap Time	km/h	Local Time
1		23.411	22.944	25.748	1'43.691	255,9	14:02'09.242
2	30.660	22.912	22.761	25.790	1'42.123	257,1	14:03'51.365
3	30.539	22.227	22.590	25.355	1'40.711	259,6	14:05'32.076
4	30.647	22.122	22.861	25.494	1'41.124	257,8	14:07'13.200
5	30.623	22.111	22.613	25.696	1'41.043	258,4	14:08'54.243
6	30.893	22.050	22.607	25.526	1'41.076	257,1	14:10'35.319
7	30.976	22.061	22.545	25.592	1'41.174	254,1	14:12'16.493
8	30.888	22.506	22.694	25.682	1'41.770	252,9	14:13'58.263
9	30.656	22.257	22.722	25.725	1'41.360	258,4	14:15'39.623
10	30.609	22.279	22.700	25.690	1'41.278	259,0	14:17'20.901
11	30.665	22.327	22.454	25.596	1'41.042	257,1	14:19'01.943
12	30.676	22.331	22.575	25.564	1'41.146	257,8	14:20'43.089
13	30.712	22.200	22.598			257,1	

Race Time 20'17.538

RET	53 V. DEBISE [1'40.474]						
Lap	Seg.1	Seg.2	Seg.3	Seg.4	Lap Time	km/h	Local Time
1		23.669	23.270	28.545	1'47.380	257,1	14:02'12.931
2	30.876	22.759	22.652	25.823	1'42.110	261,5	14:03'55.041
3	30.690	22.362	22.627	25.707	1'41.386	259,0	14:05'36.427
4	30.572	22.224	22.542	25.630	1'40.968	259,0	14:07'17.395
5	30.712	22.136	22.521	25.489	1'40.858	257,1	14:08'58.253
6	30.599	22.042	22.396	25.437	1'40.474	256,5	14:10'38.727
7	30.586	22.232	22.581	25.565	1'40.964	259,6	14:12'19.691
8	30.424	22.345	22.497	25.590	1'40.856	264,7	14:14'00.547
9	30.580	22.023	22.514	25.600	1'40.717	260,2	14:15'41.264
10	30.609	22.177	22.455	25.482	1'40.723	259,6	14:17'21.987
11	30.773	22.151	22.393	25.486	1'40.803	254,1	14:19'02.790
12	30.681	22.037	22.473	25.601	1'40.792	256,5	14:20'43.582
13	30.423	22.213	22.522			263,4	

Race Time 20'18.031

RET	64 F. CARICASULO [1'41.031]						
Lap	Seg.1	Seg.2	Seg.3	Seg.4	Lap Time	km/h	Local Time
1		22.356	22.813	26.231	1'42.224	254,1	14:02'07.775
2	30.519	22.241	22.661	26.108	1'41.529	257,1	14:03'49.304
3	30.628	22.282	22.699	25.795	1'41.404	257,1	14:05'30.708
4	30.777	22.546	23.597	25.977	1'42.897C	255,3	14:07'13.605
5	30.686	22.877	22.706	25.795	1'42.064	258,4	14:08'55.669
6	30.569	22.086	22.648	25.728	1'41.031	259,0	14:10'36.700
7	30.735	22.172	22.661	25.710	1'41.278	258,4	14:12'17.978
8	30.631	22.195	22.746	25.845	1'41.417	257,8	14:13'59.395
9	30.721	22.339	22.648	25.674	1'41.382	256,5	14:15'40.777
10	30.725	22.273	23.177	36.776	1'52.951P	256,5	14:17'33.728

Race Time 17'08.177

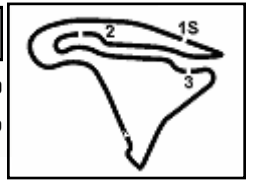
RET	54 B. SOFUOGLU						
Lap	Seg.1	Seg.2	Seg.3	Seg.4	Lap Time	km/h	Local Time
1		23.016	23.213			244,9	

Race Time 9:94'4.9

08/09/2024 P = Pits In/Out - C = Lap Time Cancelled

These data/results cannot be reproduced, stored and/or transmitted in whole or in part by any manner of electronic, mechanical, photocopying, recording, broadcasting or otherwise now known or herein after developed without the previous express consent by the copyright owner, except for reproduction in daily press and regular printed publications on sale to the public within 60 days of the event related to those data/results and always provided that copyright symbol appears together as follows below.

© DORNA WSBK ORGANIZATION Srl 2024



Magny-Cours 4.411 m

Motul French Round, 6-8 September 2024
Best Laps & Speeds

1 / 2

No.	Rider Bike	Nat	Best Lap		FP		SP		WUP1		RC1		RC2	
			LL	SPD	LL	SPD	LL	SPD	LL	SPD	LL	SPD	LL	SPD
1	99 A. HUERTAS Ducati Panigale V2	ESP	1'39.705 72 264,7		1'40.610 21 263,4		1'39.705 17 262,8		1'58.480 3 242,7		1'43.781 12 264,1		1'40.070 19 264,7	
2	94 L. MAHIAS Yamaha YZF R6	FRA	1'39.854 57 259,6		1'41.123 19 254,1		1'39.854 13 259,0		2'01.892 3 236,3		1'45.490 10 252,3		1'40.711 12 259,6	
3	9 J. NAVARRO Ducati Panigale V2	ESP	1'39.876 69 262,1		1'40.861 19 260,9		1'39.876 17 260,9				1'45.025 12 260,9		1'40.713 19 262,1	
4	55 Y. MONTELLA Ducati Panigale V2	ITA	1'39.886 67 263,4		1'41.111 14 263,4		1'39.886 19 263,4		2'00.656 3 244,9		1'44.462 12 261,5		1'40.332 19 261,5	
5	62 S. MANZI Yamaha YZF R6	ITA	1'39.890 61 264,1		1'40.569 22 257,8		1'39.890 16 259,6		2 234,3		1'53.097 2 255,3		1'40.027 19 264,1	
6	64 F. CARICASULO MV Agusta F3 800 RR	ITA	1'40.210 55 259,6		1'40.930 17 259,6		1'40.210 16 259,6		200,0		1'43.744 12 259,6		1'41.031 10 259,0	
7	53 V. DEBISE Yamaha YZF R6	FRA	1'40.286 59 264,7		1'41.869 14 256,5		1'40.286 18 257,8		2'01.289 3 234,3		1'49.510 12 253,5		1'40.474 12 264,7	
8	69 T. BOOTH-AMOS Triumph Street Triple RS 765	GBR	1'40.608 69 265,4		1'41.223 19 257,1		1'40.608 16 258,4		3 240,5		1'45.375 12 258,4		1'40.806 19 265,4	
9	23 M. SCHROETTER MV Agusta F3 800 RR	GER	1'40.757 57 261,5		1'42.642 6 255,3		1'40.757 18 261,5		2 236,3		1'48.130 12 258,4		1'41.155 19 259,6	
10	6 C. PEROLARI Honda CBR600RR	FRA	1'40.782 64 261,5		1'41.332 17 255,9		1'41.133 14 258,4		2 228,8		1'45.429 12 254,7		1'40.782 19 261,5	
11	66 N. TUULI Ducati Panigale V2	FIN	1'40.810 68 264,7		1'41.710 18 257,1		1'40.810 17 260,2		2 238,9		1'44.083 12 259,0		1'41.142 19 264,7	
12	28 G. VAN STRAALEN Yamaha YZF R6	NED	1'40.857 73 261,5		1'41.621 22 257,8		1'40.857 18 256,5		2 239,5		1'43.784 12 261,5		1'40.936 19 260,2	
13	61 C. ONCU Kawasaki ZX-6R	TUR	1'41.003 62 260,9		1'41.496 19 259,0		1'41.003 10 260,9		2 222,2		1'43.122 12 258,4		1'41.376 19 259,6	
14	32 D. BAYLISS Ducati Panigale V2	AUS	1'41.084 69 262,1		1'41.997 20 257,1		1'41.084 14 258,4		2'05.590 4 232,3		1'44.958 12 255,9		1'41.493 19 262,1	
15	17 J. MCPHEE Triumph Street Triple RS 765	GBR	1'41.282 68 261,5		1'41.720 18 261,5		1'41.412 16 259,0		2'00.854 3 241,6		1'47.489 12 254,7		1'41.282 19 260,2	
16	68 L. POWER MV Agusta F3 800 RR	AUS	1'41.377 61 259,6		1'42.703 18 254,7		1'41.377 18 257,8		2 247,1		1'52.674 4 246,6		1'41.869 19 259,6	
17	54 B. SOFUOGLU MV Agusta F3 800 RR	TUR	1'41.405 54 262,1		1'42.376 20 259,0		1'41.405 19 262,1		2'09.187 3 237,9		1'48.358 12 259,0		244,9	
18	71 T. EDWARDS Ducati Panigale V2	AUS	1'41.428 72 263,4		1'41.889 19 258,4		1'41.428 18 263,4		2'02.995 4 234,8		1'45.204 12 259,0		1'41.953 19 261,5	
19	27 K. TOBA Honda CBR600RR	JPN	1'41.449 66 263,4		1'41.800 17 263,4		1'41.449 15 263,4		2'14.252 3 223,6		1'54.781 12 247,7		1'41.595 19 263,4	
20	5 N. ANTONELLI Ducati Panigale V2	ITA	1'41.458 76 263,4		1'43.528 22 256,5		1'41.458 19 258,4		4 230,3		1'54.536 12 251,7		1'41.862 19 263,4	
21	14 E. DE LA VEGA Yamaha YZF R6	FRA	1'41.744 64 260,9		1'42.455 13 252,9		1'41.744 16 260,9		2'04.324 4 238,9		1'48.087 12 257,8		1'41.851 19 259,0	
22	50 D. VOSTATEK Triumph Street Triple RS 765	CZE	1'41.795 70 260,9		1'42.702 19 255,3		1'41.929 17 258,4		2'15.813 3 239,5		1'52.069 12 253,5		1'41.795 19 260,9	
23	80 A. DIAZ Yamaha YZF R6	ESP	1'41.804 72 259,6		1'42.763 21 256,5		1'41.804 17 258,4		3 244,3		1'45.566 12 257,1		1'42.425 19 259,6	
24	26 G. ANTIGA Kawasaki ZX-6R	FRA	1'41.843 69 262,8		1'42.948 14 254,1		1'41.843 20 258,4		2'08.310 4 225,5		1'52.214 12 252,9		1'42.679 19 262,8	
25	74 P. BIESIEKIRSKI Ducati Panigale V2	POL	1'41.843 76 261,5		1'43.169 22 255,9		1'41.960 20 256,5		3 221,8		1'54.903 12 249,4		1'41.843 19 261,5	

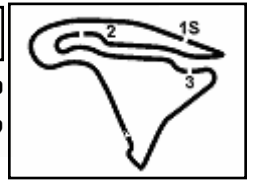
08/09/2024

These data/results cannot be reproduced, stored and/or transmitted in whole or in part by any manner of electronic, mechanical, photocopying, recording, broadcasting or otherwise now known or herein after developed without the previous express consent by the copyright owner, except for reproduction in daily press and regular printed publications on sale to the public within 60 days of the event related to those data/results and always provided that copyright symbol appears together as follows below.

© DORNA WSBK ORGANIZATION Srl 2024

FICR PERUGIA TIMING





Magny-Cours 4.411 m

2 / 2

Motul French Round, 6-8 September 2024
Best Laps & Speeds

No.	Rider Bike	Nat	Best Lap		FP		SP		WUP1		RC1		RC2					
			LL	SPD	LL	SPD	LL	SPD	LL	SPD	LL	SPD	LL	SPD				
26	51 A. SARMOON Yamaha YZF R6	THA	1'41.916 73 259,6		1'42.468 21 256,5		1'42.162 18 257,8				1'46.911 12 254,1		1'41.916 19 259,6					
27	40 S. CORSI Ducati Panigale V2	ITA	1'42.044 72 261,5		1'43.469 22 255,9		1'42.116 17 259,6		2 233,3		1'53.541 12 254,1		1'42.044 19 261,5					
28	48 L. DALLA PORTA Yamaha YZF R6	ITA	1'42.052 67 258,4		1'43.790 13 252,3		1'42.052 19 255,9		2'16.465 4 227,4		1'45.741 12 256,5		1'42.227 19 258,4					
29	22 F. FULIGNI Ducati Panigale V2	ITA	1'42.241 70 261,5		1'42.469 19 255,9		1'42.241 17 261,5		2'07.542 3 239,5		1'47.584 12 254,7		1'42.278 19 260,2					
30	3 R. DE ROSA QJMOTOR SRK 800 RR	ITA	1'42.606 71 254,7		1'43.783 20 250,6		1'42.606 18 252,9		2 213,0		1'52.028 12 246,0		1'43.309 19 254,7					
31	49 A. NEGRIER Yamaha YZF R6	FRA	1'42.837 58 259,0		1'44.186 5 249,4		1'43.050 19 253,5		2'09.159 3 238,4		1'49.254 12 252,9		1'42.837 19 259,0					
32	45 L. DE VLEESCHAUWER Triumph Street Triple RS 765	BEL	1'43.019 69 257,1		1'45.152 20 255,9		1'43.310 15 251,7		2'08.272 3 236,8		1'53.264 12 252,9		1'43.019 19 257,1					
33	89 K. BIN PAWI Honda CBR600RR	MAS	1'43.136 52 258,4		1'43.136 18 258,4		234,8		2'13.780 3 219,5		1'47.562 12 256,5		1'43.267 19 257,1					

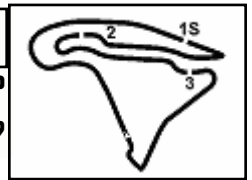
08/09/2024

These data/results cannot be reproduced, stored and/or transmitted in whole or in part by any manner of electronic, mechanical, photocopying, recording, broadcasting or otherwise now known or herein after developed without the previous express consent by the copyright owner, except for reproduction in daily press and regular printed publications on sale to the public within 60 days of the event related to those data/results and always provided that copyright symbol appears together as follows below.

© DORNA WSBK ORGANIZATION Srl 2024

FICR PERUGIA TIMING





Motul French Round, 6-8 September 2024
Fastest Laps Race 2

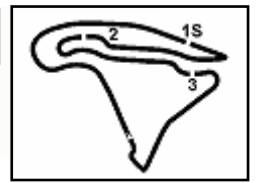
No.	Rider	Nat	Team	Bike	Class	Lap	Time	Gap
1	62 S. MANZI	ITA	Pata Yamaha Ten Kate Racing	Yamaha YZF R6		7	1'40.027	
2	99 A. HUERTAS	ESP	Aruba.it Racing WorldSSP Team	Ducati Panigale V2		8	1'40.070	0.043
3	55 Y. MONTELLA	ITA	Barni Spark Racing Team	Ducati Panigale V2		12	1'40.332	0.305
4	53 V. DEBISE	FRA	Evan Bros. WorldSSP Yamaha Team	Yamaha YZF R6		6	1'40.474	0.447
5	94 L. MAHIAS	FRA	GMT94 Yamaha	Yamaha YZF R6		3	1'40.711	0.684
6	9 J. NAVARRO	ESP	Orelac Racing Verdnavtura	Ducati Panigale V2		19	1'40.713	0.686
7	6 C. PEROLARI	FRA	CBD Racing Honda France	Honda CBR600RR		12	1'40.782	0.755
8	69 T. BOOTH-AMOS	GBR	PTR Triumph	Triumph Street Triple RS 765		5	1'40.806	0.779
9	28 G. VAN STRAALEN	NED	Pata Yamaha Ten Kate Racing	Yamaha YZF R6		5	1'40.936	0.909
10	64 F. CARICASULO	ITA	Motozoo ME AIR Racing	MV Agusta F3 800 RR		6	1'41.031	1.004
11	66 N. TUULI	FIN	EAB Racing Team	Ducati Panigale V2		11	1'41.142	1.115
12	23 M. SCHROETTER	GER	MV Agusta Reparto Corse	MV Agusta F3 800 RR		5	1'41.155	1.128
13	17 J. MCPHEE	GBR	WRP by SKM-Triumph	Triumph Street Triple RS 765		5	1'41.282	1.255
14	61 C. ONCU	TUR	Kawasaki Puccetti Racing	Kawasaki ZX-6R		8	1'41.376	1.349
15	32 D. BAYLISS	AUS	D34G Racing WorldSSP Team	Ducati Panigale V2		7	1'41.493	1.466
16	27 K. TOBA	JPN	PETRONAS MIE Racing Honda	Honda CBR600RR		18	1'41.595	1.568
17	50 D. VOSTATEK	CZE	PTR Triumph	Triumph Street Triple RS 765		6	1'41.795	1.768
18	74 P. BIESIEKIRSKI	POL	Ecosantagata Althea Racing Team	Ducati Panigale V2		9	1'41.843	1.816
19	14 E. DE LA VEGA	FRA	Perles de Fruits Racing Teams CMS	Yamaha YZF R6		8	1'41.851	1.824
20	5 N. ANTONELLI	ITA	Ecosantagata Althea Racing Team	Ducati Panigale V2		16	1'41.862	1.835
21	68 L. POWER	AUS	Motozoo ME AIR Racing	MV Agusta F3 800 RR	*	10	1'41.869	1.842
22	51 A. SARMOON	THA	Yamaha Thailand Racing Team	Yamaha YZF R6		9	1'41.916	1.889
23	71 T. EDWARDS	AUS	D34G Racing WorldSSP Team	Ducati Panigale V2	*	16	1'41.953	1.926
24	40 S. CORSI	ITA	Renzi Corse	Ducati Panigale V2	*	18	1'42.044	2.017
25	48 L. DALLA PORTA	ITA	VFT Racing Yamaha	Yamaha YZF R6		19	1'42.227	2.200
26	22 F. FULIGNI	ITA	Orelac Racing Verdnavtura	Ducati Panigale V2	*	17	1'42.278	2.251
27	80 A. DIAZ	ESP	Yamaha Thailand Racing Team	Yamaha YZF R6		19	1'42.425	2.398
28	26 G. ANTIGA	FRA	VIAMO Racing by MTM	Kawasaki ZX-6R		13	1'42.679	2.652
29	49 A. NEGRIER	FRA	GMT94 Yamaha	Yamaha YZF R6		8	1'42.837	2.810
30	45 L. DE VLEESCHAUWER	BEL	WRP by SKM-Triumph	Triumph Street Triple RS 765		6	1'43.019	2.992
31	89 K. BIN PAWI	MAS	PETRONAS MIE Racing Honda	Honda CBR600RR		7	1'43.267	3.240
32	3 R. DE ROSA	ITA	QJMOTOR Factory Racing	QJMOTOR SRK 800 RR	*	8	1'43.309	3.282

* WorldSSP Challenge

08/09/2024

These data/results cannot be reproduced, stored and/or transmitted in whole or in part by any manner of electronic, mechanical, photocopying, recording, broadcasting or otherwise now known or herein after developed without the previous express consent by the copyright owner, except for reproduction in daily press and regular printed publications on sale to the public within 60 days of the event related to those data/results and always provided that copyright symbol appears together as follows below.

© DORNA WSBK ORGANIZATION Srl 2024

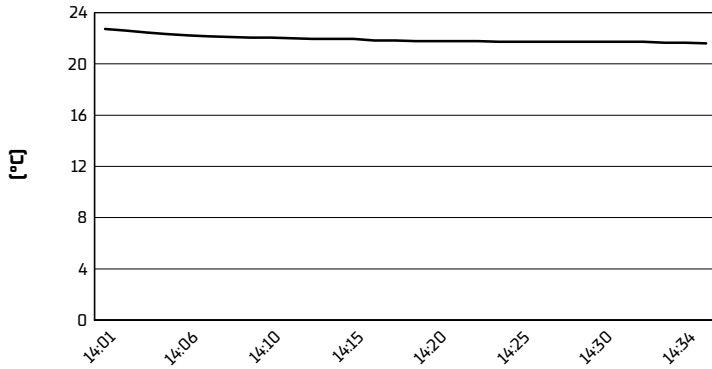


Magny-Cours 4.411 m

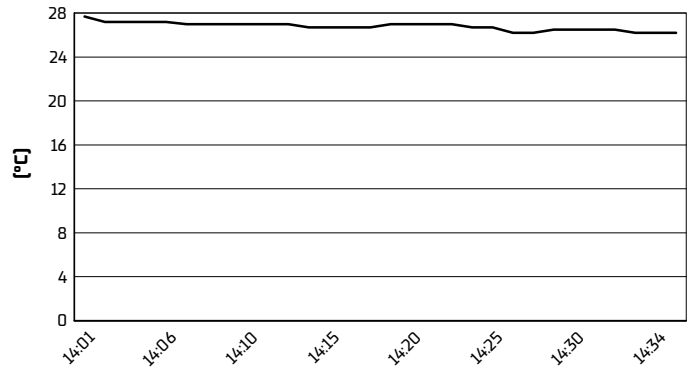
Motul French Round, 6-8 September 2024
Weather Report Race 2

Session started 14:00 - Session ended 14:36

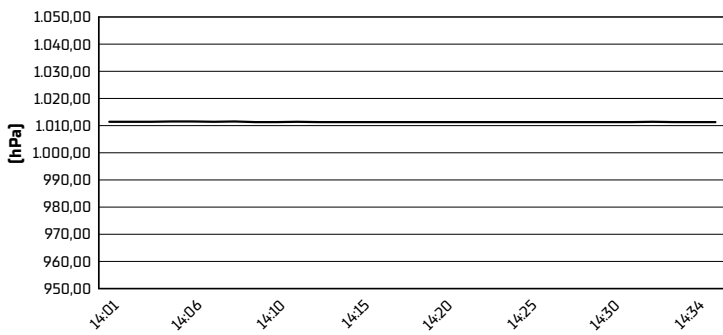
Air Temperature



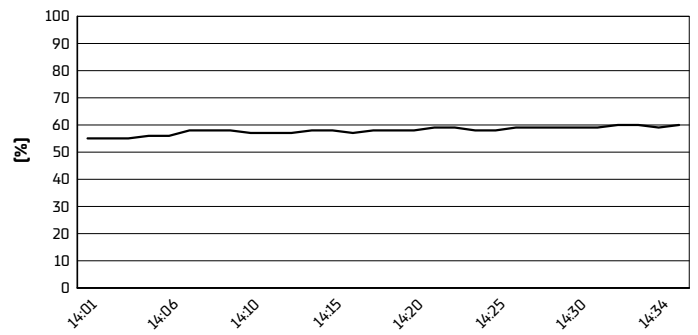
Track Temperature



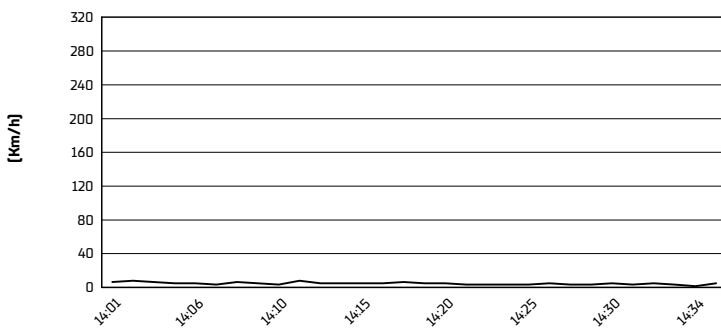
Air Pressure



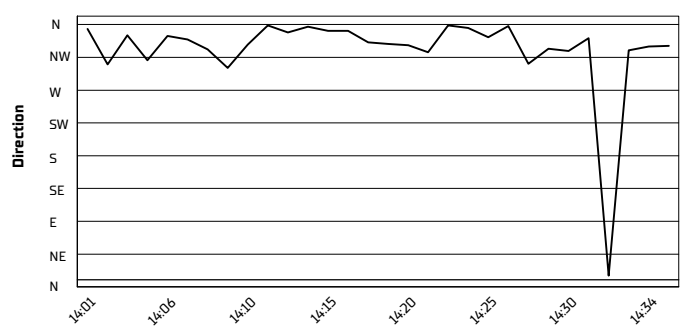
Humidity



Wind Speed



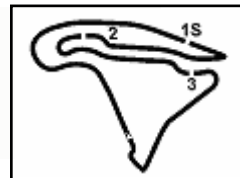
Wind Direction



08/09/2024

These data/results cannot be reproduced, stored and/or transmitted in whole or in part by any manner of electronic, mechanical, photocopying, recording, broadcasting or otherwise now known or herein after developed without the previous express consent by the copyright owner, except for reproduction in daily press and regular printed publications on sale to the public within 60 days of the event related to those data/results and always provided that copyright symbol appears together as follows below.

© DORNA WSBK ORGANIZATION Srl 2024



Magny-Cours 4.411 m

Motul French Round, 6-8 September 2024
Riders Performance

	Points	Points From First	Points From Previous	February 25 PHILLIP ISLAND		March 24 BARCELONA		April 21 ASSEN		June 16 MISANO		July 14 DONINGTON PARK		July 21 MOST		August 11 PORTIMAO		September 8 MAGNY-COURS		September 22 CREMONA CIRCUIT		September 29 ARAGON		October 13 ESTORIL		October 20 JEREZ						
				SP 1	2	SP 1	2	SP 1	2	SP 1	2	SP 1	2	SP 1	2	SP 1	2	SP 1	2	SP 1	2	SP 1	2	SP 1	2	SP 1	2	SP 1	2	SP 1	2	
35	BIN PAWI	2	287	1	25	15	23	29	28	29	23	20	31	21	24	31	25	23	26	22	Rt	23	Rt	19	15	29						
36	GIANNINI	1	288	1				28	27	21	17	15	18	Rt	Ex	29	Rt	Rt	32	26	Rt											

SP = Superpole - 1 = Race 1 - 2 = Race 2

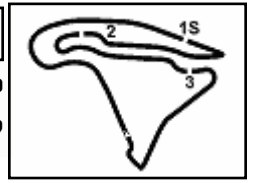
Ns = Did Not Start - Rt = Retired - Ex = Excluded

08/09/2024

These data/results cannot be reproduced, stored and/or transmitted in whole or in part by any manner of electronic, mechanical, photocopying, recording, broadcasting or otherwise now known or herein after developed without the previous express consent by the copyright owner, except for reproduction in daily press and regular printed publications on sale to the public within 60 days of the event related to those data/results and always provided that copyright symbol appears together as follows below.

© DORNA WSBK ORGANIZATION Srl 2024





Magny-Cours 4.411 m

Motul French Round, 6-8 September 2024
Race Winners

	2021	2022	2023	2024
01 Phillip Island		RC1: Montella Y. (ITA) KAW RC2: Aegerter D. (SUI) YAM	RC1: Bulega N. (ITA) DUC RC2: Bulega N. (ITA) DUC	RC1: Montella Y. (ITA) DUC RC2: Montella Y. (ITA) DUC
02 Barcelona	RC1: Krummenacher R. (SUI) YAM RC2: Gonzalez M. (ESP) YAM	RC1: Aegerter D. (SUI) YAM RC2: Aegerter D. (SUI) YAM	RC1: Bulega N. (ITA) DUC RC2: Sofuoglu B. (TUR) MVA	RC1: Huertas A. (ESP) DUC RC2: Manzi S. (ITA) YAM
03 Assen	RC1: Aegerter D. (SUI) YAM RC2: Aegerter D. (SUI) YAM	RC1: Aegerter D. (SUI) YAM RC2: Aegerter D. (SUI) YAM	RC1: Bulega N. (ITA) DUC RC2: Bulega N. (ITA) DUC	RC1: Huertas A. (ESP) DUC RC2: van Straalen G. (NED) YAM
04 Misano	RC1: Aegerter D. (SUI) YAM RC2: Aegerter D. (SUI) YAM	RC1: Aegerter D. (SUI) YAM RC2: Aegerter D. (SUI) YAM	RC1: Bulega N. (ITA) DUC RC2: Manzi S. (ITA) YAM	RC1: Huertas A. (ESP) DUC RC2: Huertas A. (ESP) DUC
05 Donington		RC1: Aegerter D. (SUI) YAM RC2: Aegerter D. (SUI) YAM	RC1: Bulega N. (ITA) DUC RC2: Bulega N. (ITA) DUC	RC1: Huertas A. (ESP) DUC RC2: Huertas A. (ESP) DUC
06 Most	RC1: Odendaal S. (RSA) YAM RC2: Aegerter D. (SUI) YAM	RC1: Baldassarri L. (ITA) YAM RC2: Baldassarri L. (ITA) YAM	RC1: Bulega N. (ITA) DUC RC2: Mackenzie T. (GBR) HON	RC1: Huertas A. (ESP) DUC RC2: Huertas A. (ESP) DUC
07 Portimao	RC1: Cluzel J. (FRA) YAM RC2: Odendaal S. (RSA) YAM	RC1: Manzi S. (ITA) TRI RC2: Aegerter D. (SUI) YAM	RC1: Bulega N. (ITA) DUC RC2: Manzi S. (ITA) YAM	RC1: Montella Y. (ITA) DUC RC2: Montella Y. (ITA) DUC
08 Magny-Cours	RC1: Aegerter D. (SUI) YAM RC2: Gonzalez M. (ESP) YAM	RC1: Baldassarri L. (ITA) YAM RC2: Aegerter D. (SUI) YAM	RC1: Bulega N. (ITA) DUC RC2: Bulega N. (ITA) DUC	RC1: Tuuli N. (FIN) DUC RC2: Montella Y. (ITA) DUC
09 Cremona				
10 Aragon	RC1: Odendaal S. (RSA) YAM RC2: Odendaal S. (RSA) YAM	RC1: Baldassarri L. (ITA) YAM RC2: Aegerter D. (SUI) YAM	RC1: Bulega N. (ITA) DUC RC2: Bulega N. (ITA) DUC	
11 Estoril	RC1: Odendaal S. (RSA) YAM RC2: Aegerter D. (SUI) YAM	RC1: Aegerter D. (SUI) YAM RC2: Aegerter D. (SUI) YAM		
12 Jerez	Aegerter D. (SUI) YAM		RC1: Bulega N. (ITA) DUC RC2: Bulega N. (ITA) DUC	

2024

- 8 A. Huertas
- 5 **Y. Montella**
- 1 S. Manzi
- 1 N. Tuuli
- 1 G. van Straalen

ALL TIMES

- | | | | | |
|-------------------|----------------------|-----------------|-----------------------|-----------------|
| 43 K. Sofuoglu | 6 P. Casoli | 3 C. Kellner | 1 R. De Rosa | 1 A. Verdoia |
| 27 D. Aegerter | 6 S. Chambon | 3 J. Lascorz | 1 L. Lanzi | 1 R. Wilairot |
| 24 J. Cluzel | 6 C. Davies | 3 I. MacPherson | 1 T. Mackenzie | 1 L. Zanetti |
| 16 N. Bulega | 6 K. Fujiwara | 3 J. Rea | 1 S. Morais | 1 W. Zeelenberg |
| 16 F. Foret | 6 S. Manzi | 3 L. Scassa | 1 G. Nannelli | |
| 12 S. Charpentier | 6 Y. Montella | 3 K. Smith | 1 C. Oncu | |
| 12 E. Laverty | 6 B. Parkes | 3 N. Tuuli | 1 M. Pirro | |
| 12 A. Locatelli | 6 J. Teuchert | 2 J. Brookes | 1 G. Rea | |
| 11 K. Muggeridge | 6 M. van der Mark | 2 S. Cortese | 1 P. Riba | |
| 9 L. Mahias | 5 C. Crutchlow | 2 M. Gonzalez | 1 M. Roccoli | |
| 8 A. Huertas | 5 S. Odendaal | 2 P. Jacobsen | 1 R. Rolfo | |
| 8 S. Lowes | 4 L. Baldassarri | 2 A. West | 1 B. Sofuoglu | |
| 7 F. Caricasulo | 4 K. Curtain | 2 R. Xaus | 1 Y. Tiberio | |
| 7 R. Krummenacher | 4 C. Vermeulen | 1 A. Badovini | 1 J. Van Den Goorberg | |
| 7 A. Pitt | 4 J. Whitham | 1 P. Bontempi | 1 G. van Straalen | |

08/09/2024

These data/results cannot be reproduced, stored and/or transmitted in whole or in part by any manner of electronic, mechanical, photocopying, recording, broadcasting or otherwise now known or herein after developed without the previous express consent by the copyright owner, except for reproduction in daily press and regular printed publications on sale to the public within 60 days of the event related to those data/results and always provided that copyright symbol appears together as follows below.

© DORNA WSBK ORGANIZATION Srl 2024