

Motul French Round, 6-8 September 2024
Chronological Analysis Free Practice

| 1° 62 S. MANZI [1'40.569] | | | | | | | |
|---------------------------|---------------|---------------|---------------|---------------|-----------------|--------------|--------------|
| Lap | Seg1 | Seg2 | Seg3 | Seg4 | Lap Time | km/h | Local Time |
| 1 | | 24.986 | 25.003 | 27.467 | | 226,9 | |
| 2 | 32.468 | 22.729 | 23.026 | 26.426 | 1'44.649 | 252,3 | 11:30'03.928 |
| 3 | 31.233 | 22.062 | 22.895 | 25.986 | 1'42.176 | 255,9 | 11:31'46.104 |
| 4 | 30.944 | 22.199 | 22.758 | 25.736 | 1'41.637 | 256,5 | 11:33'27.741 |
| 5 | 31.855 | 22.413 | 22.753 | 25.730 | 1'42.751 | 251,2 | 11:35'10.492 |
| 6 | 33.165 | 23.123 | 22.876 | 25.792 | 1'44.956 | 250,6 | 11:36'55.448 |
| 7 | 30.897 | 22.056 | 22.742 | 25.537 | 1'41.232 | 257,1 | 11:38'36.680 |
| 8 | 30.923 | 22.110 | 22.786 | 26.487 | 1'42.306C | 257,1 | 11:40'18.986 |
| 9 | 35.552 | 25.274 | 26.113 | 30.817 | 1'57.756CP | 213,9 | 11:42'16.742 |
| 10 | 24'41.191 | 22.543 | 23.033 | 26.149 | 25'52.916P | 252,3 | 12:08'09.658 |
| 11 | 31.081 | 22.139 | 22.761 | 25.642 | 1'41.623 | 255,3 | 12:09'51.281 |
| 12 | 31.056 | 22.215 | 22.677 | 25.705 | 1'41.653 | 255,9 | 12:11'32.934 |
| 13 | 30.972 | 22.166 | 22.631 | 25.565 | 1'41.334 | 255,9 | 12:13'14.268 |
| 14 | 30.973 | 22.111 | 22.727 | 25.515 | 1'41.326 | 255,3 | 12:14'55.594 |
| 15 | 30.869 | 22.158 | 22.693 | 25.649 | 1'41.369 | 256,5 | 12:16'36.963 |
| 16 | 31.022 | 22.097 | 22.549 | 25.556 | 1'41.224C | 257,8 | 12:18'18.187 |
| 17 | 30.821 | 22.272 | 22.633 | 25.466 | 1'41.192 | 255,9 | 12:19'59.379 |
| 18 | 30.860 | 22.083 | 22.707 | 25.528 | 1'41.178 | 257,8 | 12:21'40.557 |
| 19 | 34.492 | 26.904 | 25.540 | 25.800 | 1'52.736 | 258,8 | 12:23'33.293 |
| 20 | 30.787 | 22.285 | 22.590 | 25.514 | 1'41.176 | 256,5 | 12:25'14.469 |
| 21 | 30.705 | 21.911 | 22.502 | 25.451 | 1'40.569 | 257,1 | 12:26'55.038 |
| 22 | 30.711 | 25.088 | 24.336 | 25.748 | 1'45.883 | 239,5 | 12:28'40.921 |
| 23 | 30.654 | 21.982 | 22.533 | 25.424 | 1'40.593C | 257,8 | 12:30'21.514 |

| | | | | | | | |
|----|---------------|---------------|---------------|---------------|-----------------|--------------|--------------|
| 11 | 31.406 | 22.221 | 23.061 | 25.872 | 1'42.560 | 252,9 | 12:09'05.918 |
| 12 | 30.886 | 22.891 | 30.304 | 26.441 | 1'50.522C | 260,9 | 12:10'56.440 |
| 13 | 31.104 | 22.190 | 23.046 | 25.731 | 1'42.071 | 254,1 | 12:12'38.511 |
| 14 | 31.366 | 21.997 | 22.843 | 25.540 | 1'41.746 | 255,9 | 12:14'20.257 |
| 15 | 31.025 | 22.170 | 22.783 | 25.670 | 1'41.648 | 254,1 | 12:16'01.905 |
| 16 | 31.332 | 22.774 | 23.168 | 29.895 | 1'47.169CP | 252,3 | 12:17'49.074 |
| 17 | 6'06.302 | 22.843 | 22.910 | 25.605 | 7'17.660P | 237,9 | 12:25'06.734 |
| 18 | 30.873 | 21.991 | 22.746 | 25.584 | 1'41.194 | 254,7 | 12:26'47.928 |
| 19 | 30.801 | 22.027 | 22.620 | 25.576 | 1'41.024 | 255,9 | 12:28'28.952 |
| 20 | 30.666 | 21.992 | 22.596 | 25.607 | 1'40.861 | 257,8 | 12:30'09.813 |

| 2° 99 A. HUERTAS [1'40.610] | | | | | | | |
|-----------------------------|---------------|---------------|---------------|---------------|-----------------|--------------|--------------|
| Lap | Seg1 | Seg2 | Seg3 | Seg4 | Lap Time | km/h | Local Time |
| 1 | | 23.357 | 23.595 | 27.264 | | 255,9 | |
| 2 | 32.400 | 22.438 | 22.815 | 26.035 | 1'43.688 | 259,0 | 11:28'46.562 |
| 3 | 30.965 | 22.211 | 22.829 | 25.814 | 1'41.819 | 260,9 | 11:30'28.381 |
| 4 | 30.930 | 22.368 | 22.678 | 25.691 | 1'41.667 | 259,6 | 11:32'10.048 |
| 5 | 30.946 | 22.141 | 22.503 | 26.336 | 1'41.926 | 260,9 | 11:33'51.974 |
| 6 | 31.430 | 22.609 | 25.936 | 26.816 | 1'46.791 | 263,4 | 11:35'38.765 |
| 7 | 31.051 | 22.209 | 22.411 | 25.646 | 1'41.317 | 259,0 | 11:37'20.082 |
| 8 | 30.744 | 22.018 | 22.416 | 26.006 | 1'41.184 | 260,9 | 11:39'01.266 |
| 9 | 30.877 | 22.171 | 22.385 | 29.187 | 1'44.620CP | 259,6 | 11:40'45.886 |
| 10 | 25'41.181 | 22.531 | 22.681 | 26.551 | 26'52.944CP | 256,5 | 12:07'38.830 |
| 11 | 30.930 | 22.198 | 22.507 | 25.674 | 1'41.309 | 257,8 | 12:09'20.139 |
| 12 | 30.866 | 22.100 | 22.621 | 25.403 | 1'40.990 | 259,0 | 12:11'01.129 |
| 13 | 30.815 | 22.036 | 22.483 | 25.499 | 1'40.833 | 259,6 | 12:12'41.962 |
| 14 | 30.696 | 22.125 | 22.609 | 25.930 | 1'41.360 | 260,2 | 12:14'23.322 |
| 15 | 30.901 | 21.996 | 22.435 | 25.501 | 1'40.833 | 259,6 | 12:16'04.155 |
| 16 | 30.764 | 22.175 | 22.574 | 25.639 | 1'41.152C | 260,2 | 12:17'45.307 |
| 17 | 30.909 | 22.063 | 22.526 | 25.797 | 1'41.295 | 257,8 | 12:19'26.602 |
| 18 | 30.871 | 22.209 | 22.433 | 25.516 | 1'41.029 | 259,6 | 12:21'07.631 |
| 19 | 30.850 | 22.099 | 22.631 | 31.473 | 1'47.053P | 260,2 | 12:22'54.684 |
| 20 | 3'40.691 | 22.161 | 22.596 | 25.891 | 4'51.339P | 257,1 | 12:27'46.023 |
| 21 | 30.968 | 22.198 | 22.443 | 25.585 | 1'41.194 | 258,4 | 12:29'27.217 |
| 22 | 30.696 | 22.119 | 22.363 | 25.432 | 1'40.610 | 263,4 | 12:31'07.827 |

| 4° 64 F. CARICASULO [1'40.930] | | | | | | | |
|--------------------------------|---------------|---------------|---------------|---------------|-----------------|--------------|--------------|
| Lap | Seg1 | Seg2 | Seg3 | Seg4 | Lap Time | km/h | Local Time |
| 1 | | 24.865 | 24.843 | 27.010 | | 244,3 | |
| 2 | 31.876 | 23.094 | 23.701 | 26.852 | 1'45.523 | 252,9 | 11:29'45.046 |
| 3 | 31.242 | 22.647 | 22.952 | 25.652 | 1'42.493 | 248,3 | 11:31'27.539 |
| 4 | 30.902 | 22.556 | 22.723 | 25.907 | 1'42.088 | 256,5 | 11:33'09.627 |
| 5 | 30.599 | 22.241 | 23.032 | 25.957 | 1'41.829 | 258,4 | 11:34'51.456 |
| 6 | 30.899 | 22.227 | 22.461 | 25.657 | 1'41.244 | 259,0 | 11:36'32.700 |
| 7 | 30.941 | 22.548 | 22.962 | 31.059 | 1'47.510P | 259,0 | 11:38'20.210 |
| 8 | 28'11.408 | 24.120 | 23.538 | 31.350 | 29'30.416CP | 251,7 | 12:07'50.626 |
| 9 | 31.095 | 22.459 | 22.694 | 25.650 | 1'41.898 | 257,1 | 12:09'32.524 |
| 10 | 30.514 | 22.145 | 22.683 | 25.642 | 1'40.984 | 257,8 | 12:11'13.508 |
| 11 | 30.753 | 22.109 | 22.518 | 25.559 | 1'40.939 | 259,0 | 12:12'54.447 |
| 12 | 30.579 | 22.034 | 22.660 | 25.657 | 1'40.930 | 258,4 | 12:14'35.377 |
| 13 | 31.277 | 22.244 | 22.746 | 31.773 | 1'48.040P | 255,9 | 12:16'23.417 |
| 14 | 5'38.797 | 29.946 | 24.839 | 26.803 | 7'00.385P | 254,1 | 12:23'23.802 |
| 15 | 30.737 | 22.080 | 22.624 | 25.907 | 1'41.348 | 258,4 | 12:25'05.150 |
| 16 | 30.591 | 22.081 | 22.648 | 25.751 | 1'41.071 | 258,4 | 12:26'46.221 |
| 17 | 30.654 | 22.112 | 22.415 | 26.048 | 1'41.229 | 259,0 | 12:28'27.450 |
| 18 | 30.489 | 22.089 | 22.617 | 25.927 | 1'41.122 | 259,6 | 12:30'08.572 |

| 5° 55 Y. MONTELLA [1'41.111] | | | | | | | |
|------------------------------|---------------|---------------|---------------|---------------|-----------------|--------------|--------------|
| Lap | Seg1 | Seg2 | Seg3 | Seg4 | Lap Time | km/h | Local Time |
| 1 | | 23.187 | 23.592 | 26.944 | | 254,7 | |
| 2 | 31.202 | 22.340 | 22.857 | 26.301 | 1'42.700 | 259,6 | 11:28'31.409 |
| 3 | 31.064 | 23.042 | 24.662 | 28.214 | 1'46.982C | 258,4 | 11:30'18.391 |
| 4 | 31.137 | 22.299 | 22.593 | 25.778 | 1'41.807 | 259,6 | 11:32'00.198 |
| 5 | 30.746 | 21.979 | 22.773 | 25.983 | 1'41.481 | 261,5 | 11:33'41.679 |
| 6 | 31.039 | 22.198 | 22.692 | 26.172 | 1'42.101 | 261,5 | 11:35'23.780 |
| 7 | 30.736 | 22.085 | 22.526 | 26.051 | 1'41.398 | 263,4 | 11:37'05.178 |
| 8 | 30.950 | 22.072 | 22.455 | 26.059 | 1'41.536 | 259,6 | 11:38'46.714 |
| 9 | 31.213 | 22.275 | 22.892 | 30.863 | 1'47.243CP | 258,4 | 11:40'33.957 |
| 10 | 25'00.415 | 22.693 | 22.836 | 26.083 | 26'12.027P | 259,6 | 12:06'45.984 |
| 11 | 30.968 | 22.113 | 22.582 | 25.871 | 1'41.534 | 257,8 | 12:08'27.518 |
| 12 | 30.861 | 21.983 | 22.547 | 25.720 | 1'41.111 | 259,6 | 12:10'08.629 |
| 13 | 30.922 | 22.075 | 22.416 | 25.761 | 1'41.174 | 259,6 | 12:11'49.803 |
| 14 | 30.780 | 22.116 | 22.696 | 25.816 | 1'41.408 | 259,6 | 12:13'31.211 |
| 15 | 30.656 | 22.172 | 1'05.445 | 38.726 | 2'36.999P | 260,9 | 12:16'08.210 |

| 3° 9 J. NAVARRO [1'40.861] | | | | | | | |
|----------------------------|-----------|--------|--------|--------|-------------|-------|--------------|
| Lap | Seg1 | Seg2 | Seg3 | Seg4 | Lap Time | km/h | Local Time |
| 1 | | 24.531 | 24.871 | 27.813 | | 222,7 | |
| 2 | 32.328 | 24.206 | 23.997 | 27.640 | 1'48.171 | 241,6 | 11:29'07.434 |
| 3 | 31.622 | 22.826 | 23.355 | 26.605 | 1'44.408 | 255,9 | 11:30'51.842 |
| 4 | 31.518 | 22.677 | 23.401 | 26.229 | 1'43.825 | 256,5 | 11:32'35.667 |
| 5 | 31.366 | 22.169 | 23.106 | 26.006 | 1'42.647 | 254,1 | 11:34'18.314 |
| 6 | 31.281 | 22.251 | 22.964 | 25.848 | 1'42.344 | 254,7 | 11:36'00.658 |
| 7 | 31.154 | 22.147 | 22.996 | 25.931 | 1'42.228 | 254,7 | 11:37'42.886 |
| 8 | 31.147 | 22.359 | 22.923 | 25.700 | 1'42.129C | 255,9 | 11:39'25.015 |
| 9 | 30.787 | 22.560 | 24.766 | 32.319 | 1'50.432CP | 257,1 | 11:41'15.447 |
| 10 | 24'54.071 | 23.428 | 23.930 | 26.482 | 26'07.911CP | 250,0 | 12:07'23.358 |

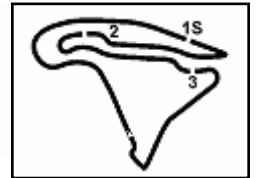
| 6° 94 L. MAHIAS [1'41.123] | | | | | | | |
|----------------------------|---------------|---------------|---------------|--------|-----------------|--------------|--------------|
| Lap | Seg1 | Seg2 | Seg3 | Seg4 | Lap Time | km/h | Local Time |
| 1 | | 26.460 | 24.592 | 26.729 | | 235,8 | |
| 2 | 31.399 | 23.138 | 22.861 | 25.994 | 1'43.392 | 250,0 | 11:29'44.741 |
| 3 | 31.403 | 22.253 | 22.725 | 25.561 | 1'41.942 | 251,2 | 11:31'26.683 |
| 4 | 30.987 | 22.214 | 22.489 | 25.887 | 1'41.577 | 252,9 | 11:33'08.260 |
| 5 | 31.014 | 22.130 | 22.557 | 27.118 | 1'42.819 | 252,9 | 11:34'51.079 |
| 6 | 30.875 | 22.072 | 22.535 | 25.641 | 1'41.123 | 253,5 | 11:36'32.202 |
| 7 | 31.433 | 23.105 | 23.053 | 28.409 | 1'46.000P | 253,5 | 11:38'18.202 |
| 8 | 28'17.627 | 23.606 | 23.311 | 26.166 | 29'30.710CP | 246,6 | 12:07'48.912 |
| 9 | 31.026 | 22.068 | 22.698 | 25.545 | 1'41.337 | 251,7 | 12:09'30.249 |
| 10 | 31.003 | 22.141 | 22.627 | 25.491 | 1'41.262 | 253,5 | 12:11'11.511 |
| 11 | 31.008 | 21.917 | 22.501 | 25.797 | 1'41.223 | 254,1 | 12:12'52.734 |

06/09/2024

P = Pits In/Out - C = Lap Time Cancelled

These data/results cannot be reproduced, stored and/or transmitted in whole or in part by any manner of electronic, mechanical, photocopying, recording, broadcasting or otherwise now known or herein after developed without the previous express consent by the copyright owner, except for reproduction in daily press and regular printed publications on sale to the public within 60 days of the event related to those data/results and always provided that copyright symbol appears together as follows below.

© DORNA WSBK ORGANIZATION Srl 2024



Magny-Cours 4.411 m

Motul French Round, 6-8 September 2024
Chronological Analysis Free Practice

2 / 6

| | | | | | | | | | | | | | | | |
|----|----------|--------|--------|---------------|-----------|--------------|--------------|----|-----------|--------|--------|---------------|------------|-------|--------------|
| 12 | 30.886 | 21.991 | 22.803 | 25.924 | 1'41.604 | 249,4 | 12:14'34.338 | 8 | 30.932 | 23.253 | 23.055 | 26.300 | 1'43.540 | 256,5 | 11:38'49.667 |
| 13 | 31.032 | 22.111 | 22.591 | 25.437 | 1'41.171 | 252,9 | 12:16'15.509 | 9 | 31.114 | 22.391 | 22.699 | 29.597 | 1'45.801CP | 255,3 | 11:40'35.468 |
| 14 | 31.252 | 22.481 | 22.990 | 26.839 | 1'43.562C | 251,7 | 12:17'59.071 | 10 | 24'58.915 | 23.079 | 23.062 | 26.310 | 26'11.366P | 250,6 | 12:06'46.834 |
| 15 | 31.096 | 22.143 | 22.703 | 25.497 | 1'41.439 | 252,3 | 12:19'40.510 | 11 | 31.197 | 23.055 | 23.644 | 26.234 | 1'44.130 | 253,5 | 12:08'30.964 |
| 16 | 31.172 | 23.838 | 23.818 | 28.345 | 1'47.173P | 254,1 | 12:21'27.683 | 12 | 31.046 | 22.721 | 24.422 | 25.759 | 1'43.948 | 257,8 | 12:10'14.912 |
| 17 | 3'09.584 | 22.814 | 23.242 | 25.987 | 4'21.627P | 250,0 | 12:25'49.310 | 13 | 30.952 | 22.396 | 22.815 | 26.091 | 1'42.254 | 254,7 | 12:11'57.166 |
| 18 | 31.141 | 22.125 | 22.707 | 25.599 | 1'41.572 | 252,3 | 12:27'30.882 | 14 | 30.972 | 22.391 | 22.797 | 25.763 | 1'41.923 | 256,5 | 12:13'39.089 |
| 19 | 30.934 | 22.130 | 24.846 | 27.954 | 1'45.864C | 254,1 | 12:29'16.746 | 15 | 30.924 | 23.662 | 24.019 | 26.337 | 1'44.942 | 253,5 | 12:15'24.031 |
| 20 | 30.942 | 22.226 | 22.670 | 25.523 | 1'41.361 | 254,1 | 12:30'58.107 | 16 | 31.171 | 22.272 | 23.057 | 32.762 | 1'49.262CP | 252,9 | 12:17'13.293 |

7° 69 T. BOOTH-AMOS [1'41.223]

| Lap | Seg.1 | Seg.2 | Seg.3 | Seg.4 | Lap Time | km/h | Local Time |
|-----|---------------|---------------|---------------|---------------|-----------------|--------------|--------------|
| 1 | | 24.642 | 24.277 | 27.891 | | 222,7 | |
| 2 | 32.394 | 23.165 | 23.575 | 26.605 | 1'45.739 | 250,0 | 11:29'03.325 |
| 3 | 31.842 | 22.865 | 23.301 | 26.310 | 1'44.318 | 250,6 | 11:30'47.643 |
| 4 | 31.557 | 22.448 | 23.338 | 26.099 | 1'43.442 | 251,2 | 11:32'31.085 |
| 5 | 31.491 | 22.537 | 23.171 | 26.051 | 1'43.250 | 250,6 | 11:34'14.335 |
| 6 | 31.440 | 22.327 | 23.276 | 25.879 | 1'42.922 | 251,7 | 11:35'57.257 |
| 7 | 31.207 | 22.340 | 23.114 | 26.010 | 1'42.671 | 252,3 | 11:37'39.928 |
| 8 | 31.237 | 22.361 | 23.037 | 25.913 | 1'42.548C | 251,7 | 11:39'22.476 |
| 9 | 31.167 | 22.464 | 25.228 | 33.231 | 1'52.090CP | 252,9 | 11:41'14.566 |
| 10 | 24'45.238 | 29.542 | 26.863 | 27.395 | 26'09.038P | 212,6 | 12:07'23.604 |
| 11 | 31.252 | 22.943 | 23.227 | 25.924 | 1'43.346 | 246,6 | 12:09'06.950 |
| 12 | 31.013 | 22.435 | 23.297 | 25.948 | 1'42.693 | 256,5 | 12:10'49.643 |
| 13 | 31.159 | 22.185 | 22.858 | 25.881 | 1'42.083 | 252,9 | 12:12'31.726 |
| 14 | 31.042 | 22.121 | 23.014 | 25.920 | 1'42.197 | 252,9 | 12:14'13.923 |
| 15 | 31.250 | 22.260 | 23.121 | 25.799 | 1'42.430 | 251,7 | 12:15'56.353 |
| 16 | 31.148 | 23.656 | 26.726 | 31.014 | 1'52.544CP | 251,7 | 12:17'48.897 |
| 17 | 5'23.908 | 27.138 | 26.966 | 32.331 | 6'50.343P | 192,9 | 12:24'39.240 |
| 18 | 31.037 | 22.268 | 22.759 | 25.708 | 1'41.772 | 252,9 | 12:26'21.012 |
| 19 | 31.099 | 22.461 | 22.951 | 25.870 | 1'42.381 | 256,5 | 12:28'03.393 |
| 20 | 30.720 | 22.245 | 22.711 | 25.547 | 1'41.223 | 257,1 | 12:29'44.616 |

10° 28 G. VAN STRAALLEN [1'41.621]

| Lap | Seg.1 | Seg.2 | Seg.3 | Seg.4 | Lap Time | km/h | Local Time |
|-----|---------------|---------------|---------------|---------------|-----------------|--------------|--------------|
| 1 | | 25.376 | 25.205 | 27.245 | | 250,0 | |
| 2 | 32.122 | 25.106 | 23.459 | 26.163 | 1'46.850 | 253,5 | 11:29'40.478 |
| 3 | 31.467 | 22.718 | 23.246 | 25.908 | 1'43.339 | 254,1 | 11:31'23.817 |
| 4 | 31.299 | 22.341 | 23.043 | 26.300 | 1'42.983 | 252,9 | 11:33'06.800 |
| 5 | 31.303 | 22.610 | 23.012 | 25.827 | 1'42.752 | 252,9 | 11:34'49.552 |
| 6 | 31.247 | 22.460 | 22.861 | 25.835 | 1'42.403 | 254,1 | 11:36'31.955 |
| 7 | 31.507 | 22.552 | 23.631 | 26.714 | 1'44.404C | 255,3 | 11:38'16.359 |
| 8 | 31.237 | 22.744 | 22.980 | 25.940 | 1'42.901C | 255,3 | 11:39'59.260 |
| 9 | 31.105 | 22.909 | 23.495 | 31.052 | 1'48.561CP | 253,5 | 11:41'47.821 |
| 10 | 24'55.638 | 24.480 | 23.958 | 29.090 | 26'13.166CP | 250,0 | 12:07'00.987 |
| 11 | 31.620 | 22.515 | 23.197 | 25.831 | 1'43.163 | 252,3 | 12:09'44.150 |
| 12 | 31.208 | 22.303 | 22.767 | 25.925 | 1'42.203 | 254,1 | 12:11'26.353 |
| 13 | 31.173 | 22.233 | 22.701 | 25.788 | 1'41.895 | 253,5 | 12:13'08.248 |
| 14 | 31.192 | 22.232 | 22.890 | 25.700 | 1'42.014 | 253,5 | 12:14'50.262 |
| 15 | 33.672 | 22.915 | 25.167 | 26.096 | 1'47.850 | 251,7 | 12:16'38.112 |
| 16 | 31.198 | 22.394 | 22.956 | 25.864 | 1'42.412C | 255,3 | 12:18'20.524 |
| 17 | 31.069 | 22.531 | 22.826 | 25.829 | 1'42.255 | 255,3 | 12:20'02.779 |
| 18 | 30.957 | 22.602 | 22.858 | 26.110 | 1'42.527 | 257,8 | 12:21'45.306 |
| 19 | 31.076 | 22.204 | 23.009 | 25.619 | 1'41.908 | 254,7 | 12:23'27.214 |
| 20 | 30.881 | 22.420 | 22.736 | 25.584 | 1'41.621 | 256,5 | 12:25'08.835 |
| 21 | 31.090 | 25.390 | 23.379 | 25.654 | 1'45.513 | 257,1 | 12:26'54.348 |
| 22 | 31.104 | 22.553 | 22.918 | 25.796 | 1'42.371 | 256,5 | 12:28'36.719 |
| 23 | 30.980 | 22.435 | 22.975 | 25.673 | 1'42.063C | 255,9 | 12:30'18.782 |

8° 6 C. PEROLARI [1'41.332]

| Lap | Seg.1 | Seg.2 | Seg.3 | Seg.4 | Lap Time | km/h | Local Time |
|-----|---------------|---------------|---------------|---------------|-----------------|--------------|--------------|
| 1 | | | | | | | |
| 2 | | | | | 1'53.322P | | 11:31'17.020 |
| 3 | 5'44.239 | 26.520 | 23.369 | 26.309 | 7'00.437P | 245,5 | 11:38'17.457 |
| 4 | 31.268 | 22.659 | 23.041 | 26.387 | 1'43.355C | 254,1 | 11:40'00.812 |
| 5 | 31.094 | 23.906 | 23.639 | 30.518 | 1'49.157CP | 241,6 | 11:41'49.969 |
| 6 | 24'01.025 | 23.512 | 23.604 | 26.322 | 25'14.463P | 233,3 | 12:07'04.432 |
| 7 | 31.313 | 22.400 | 23.046 | 25.926 | 1'42.685 | 252,3 | 12:08'47.117 |
| 8 | 31.401 | 22.387 | 23.016 | 26.024 | 1'42.828 | 252,3 | 12:10'29.945 |
| 9 | 31.091 | 22.453 | 22.877 | 25.814 | 1'42.235 | 255,9 | 12:12'12.180 |
| 10 | 31.458 | 22.534 | 22.933 | 26.811 | 1'43.736 | 255,9 | 12:13'55.916 |
| 11 | 30.988 | 22.210 | 23.617 | 29.324 | 1'46.139CP | 253,5 | 12:15'42.055 |
| 12 | 3'41.541 | 22.891 | 23.000 | 25.809 | 4'53.241P | 249,4 | 12:20'35.296 |
| 13 | 31.033 | 22.148 | 22.851 | 25.604 | 1'41.636 | 252,3 | 12:22'16.932 |
| 14 | 31.642 | 22.968 | 22.983 | 25.631 | 1'43.224 | 234,8 | 12:24'00.156 |
| 15 | 31.036 | 22.163 | 22.753 | 25.565 | 1'41.517 | 253,5 | 12:25'41.673 |
| 16 | 30.888 | 22.169 | 22.682 | 25.758 | 1'41.497 | 254,1 | 12:27'23.170 |
| 17 | 30.980 | 22.229 | 22.623 | 25.500 | 1'41.332 | 250,0 | 12:29'04.502 |
| 18 | 30.887 | 22.384 | 22.725 | 25.578 | 1'41.574C | 254,1 | 12:30'46.076 |

11° 66 N. TUULI [1'41.710]

| Lap | Seg.1 | Seg.2 | Seg.3 | Seg.4 | Lap Time | km/h | Local Time |
|-----|---------------|---------------|---------------|---------------|-----------------|--------------|--------------|
| 1 | | 23.963 | 24.015 | 26.953 | | 248,3 | |
| 2 | 31.519 | 22.985 | 23.333 | 26.256 | 1'44.093 | 254,1 | 11:28'48.181 |
| 3 | 31.167 | 23.583 | 23.958 | 26.225 | 1'44.933C | 254,1 | 11:30'33.114 |
| 4 | 31.589 | 22.687 | 23.266 | 26.239 | 1'43.781 | 250,6 | 11:32'16.895 |
| 5 | 31.109 | 22.856 | 23.039 | 26.168 | 1'43.172 | 252,9 | 11:34'00.067 |
| 6 | 31.146 | 22.737 | 22.846 | 26.156 | 1'42.885 | 252,3 | 11:35'42.952 |
| 7 | 31.063 | 22.382 | 22.923 | 26.022 | 1'42.390 | 252,9 | 11:37'25.342 |
| 8 | 31.097 | 23.482 | 24.579 | 29.647 | 1'48.805CP | 253,5 | 11:39'14.147 |
| 9 | 26'20.677 | 23.140 | 23.406 | 26.288 | 27'33.511P | 255,3 | 12:06'47.658 |
| 10 | 31.142 | 22.610 | 23.029 | 26.168 | 1'42.949 | 252,3 | 12:08'30.607 |
| 11 | 31.225 | 23.343 | 23.093 | 25.846 | 1'43.507 | 252,3 | 12:10'14.114 |
| 12 | 31.124 | 22.498 | 22.948 | 25.897 | 1'42.467 | 252,9 | 12:11'56.581 |
| 13 | 31.054 | 22.370 | 22.897 | 25.819 | 1'42.140 | 251,2 | 12:13'38.721 |
| 14 | 31.245 | 22.408 | 25.530 | 29.177 | 1'48.360P | 252,9 | 12:15'27.081 |
| 15 | 6'14.972 | 24.340 | 23.485 | 25.829 | 7'28.626P | 225,9 | 12:22'55.707 |
| 16 | 30.929 | 22.291 | 22.808 | 25.853 | 1'41.881 | 252,9 | 12:24'37.588 |
| 17 | 30.741 | 22.362 | 23.113 | 25.696 | 1'41.912 | 257,1 | 12:26'19.500 |
| 18 | 30.945 | 23.653 | 30.283 | 26.385 | 1'51.266C | 251,7 | 12:28'10.766 |
| 19 | 31.067 | 22.354 | 22.697 | 25.592 | 1'41.710 | 251,7 | 12:29'52.476 |

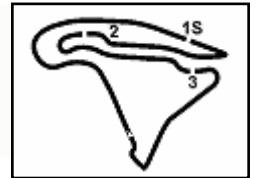
9° 61 C. ONCU [1'41.496]

| Lap | Seg.1 | Seg.2 | Seg.3 | Seg.4 | Lap Time | km/h | Local Time |
|-----|--------|--------|--------|--------|-----------|--------------|--------------|
| 1 | | 23.294 | 23.426 | 26.697 | | 254,7 | |
| 2 | 31.513 | 23.046 | 23.296 | 26.207 | 1'44.062C | 253,5 | 11:28'31.963 |
| 3 | 31.162 | 23.011 | 23.062 | 26.061 | 1'43.296 | 255,9 | 11:30'15.259 |
| 4 | 31.246 | 22.469 | 23.202 | 26.030 | 1'42.947 | 254,1 | 11:31'58.206 |
| 5 | 31.317 | 22.451 | 22.996 | 27.056 | 1'43.820 | 253,5 | 11:33'42.026 |
| 6 | 30.932 | 22.366 | 22.964 | 26.071 | 1'42.333 | 259,0 | 11:35'24.359 |
| 7 | 30.921 | 22.313 | 22.713 | 25.821 | 1'41.768 | 257,8 | 11:37'06.127 |

06/09/2024 P = Pits In/Out - C = Lap Time Cancelled

These data/results cannot be reproduced, stored and/or transmitted in whole or in part by any manner of electronic, mechanical, photocopying, recording, broadcasting or otherwise now known or herein after developed without the previous express consent by the copyright owner, except for reproduction in daily press and regular printed publications on sale to the public within 60 days of the event related to those data/results and always provided that copyright symbol appears together as follows below.

© DORNA WSBK ORGANIZATION Srl 2024



Motul French Round, 6-8 September 2024
Chronological Analysis Free Practice

| 12° 17 J. MCPHEE [1'41.720] | | | | | | | |
|-----------------------------|---------------|---------------|---------------|---------------|-----------------|--------------|--------------|
| Lap | Seg.1 | Seg.2 | Seg.3 | Seg.4 | Lap Time | km/h | Local Time |
| 1 | | 24.134 | 24.519 | 27.064 | | 246,0 | |
| 2 | 31.728 | 23.104 | 23.463 | 26.393 | 1'44.688 | 250,6 | 11:28'49.861 |
| 3 | 31.618 | 22.737 | 23.442 | 26.144 | 1'43.941 | 250,6 | 11:30'33.802 |
| 4 | 31.339 | 22.902 | 23.265 | 26.140 | 1'43.646 | 252,3 | 11:32'17.448 |
| 5 | 30.998 | 24.641 | 25.290 | 26.828 | 1'47.757 | 261,5 | 11:34'05.205 |
| 6 | 31.230 | 22.475 | 23.024 | 26.040 | 1'42.769 | 251,2 | 11:35'47.974 |
| 7 | 31.039 | 22.819 | 23.206 | 26.237 | 1'43.301 | 259,0 | 11:37'31.275 |
| 8 | 31.476 | 22.499 | 23.226 | 36.762 | 1'53.963P | 250,6 | 11:39'25.238 |
| 9 | 26'35.250 | 25.342 | 27.263 | 31.198 | 27'59.053P | 222,2 | 12:07'24.291 |
| 10 | 31.973 | 22.894 | 23.430 | 26.874 | 1'45.171 | 247,7 | 12:09'09.462 |
| 11 | 31.880 | 23.049 | 23.414 | 29.340 | 1'47.683 | 246,0 | 12:10'57.145 |
| 12 | 31.451 | 22.471 | 23.108 | 26.023 | 1'43.053 | 247,1 | 12:12'40.198 |
| 13 | 31.279 | 22.267 | 23.066 | 26.851 | 1'43.463 | 248,3 | 12:14'23.661 |
| 14 | 31.493 | 22.583 | 24.787 | 32.982 | 1'51.845CP | 250,0 | 12:16'15.506 |
| 15 | 6'33.579 | 28.508 | 25.952 | 26.988 | 7'55.027CP | 244,3 | 12:24'10.533 |
| 16 | 31.414 | 29.792 | 23.116 | 26.562 | 1'50.884 | 248,8 | 12:26'01.417 |
| 17 | 31.015 | 22.142 | 22.797 | 29.522 | 1'45.476 | 249,4 | 12:27'46.893 |
| 18 | 30.987 | 22.247 | 22.726 | 25.760 | 1'41.720 | 253,5 | 12:29'28.613 |
| 19 | 30.859 | 22.334 | 22.770 | 25.778 | 1'41.741 | 251,7 | 12:31'10.354 |

| | | | | | | | |
|----|---------------|---------------|---------------|---------------|-----------------|--------------|--------------|
| 1 | | 26.668 | 24.567 | 28.664 | 245,5 | | |
| 2 | 32.024 | 23.023 | 23.629 | 26.586 | 1'45.262 | 251,7 | 11:28'41.935 |
| 3 | 31.347 | 22.802 | 23.203 | 26.422 | 1'43.774 | 254,1 | 11:30'25.709 |
| 4 | 31.184 | 22.527 | 23.037 | 26.168 | 1'42.916 | 254,7 | 11:32'08.625 |
| 5 | 30.950 | 22.684 | 23.147 | 26.430 | 1'43.211 | 257,8 | 11:33'51.836 |
| 6 | 31.242 | 22.364 | 23.174 | 26.155 | 1'42.935 | 257,1 | 11:35'34.771 |
| 7 | 31.147 | 22.431 | 22.952 | 26.051 | 1'42.581 | 254,7 | 11:37'17.352 |
| 8 | 30.924 | 22.626 | 1'08.180 | 33.825 | 2'35.555CP | 254,1 | 11:39'52.907 |
| 9 | 25'43.235 | 23.851 | 23.992 | 26.506 | 26'57.584P | 250,0 | 12:06'50.491 |
| 10 | 31.324 | 22.515 | 23.219 | 26.224 | 1'43.282 | 252,3 | 12:08'33.773 |
| 11 | 31.293 | 22.387 | 23.014 | 26.231 | 1'42.925 | 252,9 | 12:10'16.698 |
| 12 | 31.097 | 22.356 | 24.187 | 26.758 | 1'44.398 | 255,3 | 12:12'01.096 |
| 13 | 31.102 | 22.251 | 23.527 | 26.194 | 1'43.074 | 252,9 | 12:13'44.170 |
| 14 | 31.178 | 22.460 | 23.244 | 30.604 | 1'47.486P | 250,0 | 12:15'31.656 |
| 15 | 4'46.409 | 23.384 | 24.023 | 27.342 | 6'01.158P | 252,3 | 12:21'32.814 |
| 16 | 30.925 | 22.722 | 23.074 | 26.083 | 1'42.804 | 254,7 | 12:23'15.618 |
| 17 | 30.936 | 22.236 | 22.822 | 26.131 | 1'42.125 | 255,3 | 12:24'57.743 |
| 18 | 30.834 | 22.954 | 23.414 | 26.084 | 1'43.286 | 258,4 | 12:26'41.029 |
| 19 | 30.888 | 22.201 | 22.813 | 25.987 | 1'41.889 | 255,3 | 12:28'22.918 |
| 20 | 30.984 | 22.389 | 22.798 | 25.959 | 1'42.130 | 255,9 | 12:30'05.048 |

| 13° 27 K. TOBA [1'41.800] | | | | | | | |
|---------------------------|---------------|---------------|---------------|---------------|-----------------|--------------|--------------|
| Lap | Seg.1 | Seg.2 | Seg.3 | Seg.4 | Lap Time | km/h | Local Time |
| 1 | | 24.716 | 24.605 | 27.392 | | 245,5 | |
| 2 | 31.747 | 23.187 | 23.723 | 27.014 | 1'45.671 | 257,1 | 11:29'07.865 |
| 3 | 31.382 | 23.371 | 23.622 | 26.573 | 1'44.948 | 245,5 | 11:30'52.813 |
| 4 | 31.246 | 22.798 | 23.422 | 27.878 | 1'45.344 | 257,1 | 11:32'38.157 |
| 5 | 31.988 | 22.740 | 23.108 | 26.349 | 1'44.185 | 259,0 | 11:34'22.342 |
| 6 | 31.221 | 22.592 | 23.468 | 26.376 | 1'43.657 | 257,1 | 11:36'05.999 |
| 7 | 31.434 | 22.757 | 23.528 | 26.679 | 1'44.398 | 254,7 | 11:37'50.397 |
| 8 | 31.439 | 25.842 | 24.776 | 30.923 | 1'52.980CP | 255,3 | 11:39'43.377 |
| 9 | 26'00.889 | 24.516 | 28.743 | 27.250 | 27'21.398P | 250,0 | 12:07'04.775 |
| 10 | 31.007 | 22.604 | 23.057 | 26.167 | 1'42.835 | 256,5 | 12:08'47.610 |
| 11 | 31.020 | 22.555 | 22.914 | 26.131 | 1'42.620 | 259,6 | 12:10'30.230 |
| 12 | 30.874 | 22.522 | 22.970 | 26.035 | 1'42.401 | 263,4 | 12:12'12.631 |
| 13 | 31.095 | 22.830 | 22.901 | 28.739 | 1'45.565P | 248,3 | 12:13'58.196 |
| 14 | 8'07.615 | 23.297 | 23.079 | 26.531 | 9'20.522P | 252,9 | 12:23'18.718 |
| 15 | 30.949 | 22.513 | 22.810 | 26.118 | 1'42.390 | 255,9 | 12:25'01.108 |
| 16 | 30.662 | 23.004 | 23.529 | 26.604 | 1'43.799 | 259,0 | 12:26'44.907 |
| 17 | 30.828 | 22.571 | 22.728 | 26.697 | 1'42.824 | 257,1 | 12:28'27.731 |
| 18 | 30.754 | 22.318 | 22.733 | 25.995 | 1'41.800 | 255,9 | 12:30'09.531 |

| 16° 32 O. BAYLISS [1'41.997] | | | | | | | |
|------------------------------|---------------|---------------|---------------|---------------|-----------------|--------------|--------------|
| Lap | Seg.1 | Seg.2 | Seg.3 | Seg.4 | Lap Time | km/h | Local Time |
| 1 | | 24.333 | 24.518 | 27.749 | | 231,3 | |
| 2 | 31.912 | 23.263 | 23.623 | 26.838 | 1'45.636 | 254,1 | 11:28'39.564 |
| 3 | 31.503 | 22.952 | 23.553 | 26.784 | 1'44.792 | 255,9 | 11:30'24.356 |
| 4 | 39.259 | 25.553 | 23.437 | 26.525 | 1'54.774 | 209,3 | 11:32'19.130 |
| 5 | 31.579 | 22.906 | 23.711 | 26.311 | 1'44.507 | 253,5 | 11:34'03.637 |
| 6 | 31.406 | 22.619 | 23.101 | 26.261 | 1'43.387 | 254,7 | 11:35'47.024 |
| 7 | 31.236 | 22.587 | 23.412 | 26.213 | 1'43.448 | 255,9 | 11:37'30.472 |
| 8 | 34.204 | 23.780 | 23.821 | 26.331 | 1'48.136C | 252,9 | 11:39'18.608 |
| 9 | 31.408 | 22.570 | 23.681 | 33.134 | 1'50.793CP | 254,7 | 11:41'09.401 |
| 10 | 24'27.604 | 23.206 | 24.050 | 27.014 | 25'41.874P | 252,3 | 12:06'51.275 |
| 11 | 31.412 | 22.789 | 23.267 | 26.195 | 1'43.663 | 254,1 | 12:08'34.938 |
| 12 | 31.176 | 22.412 | 22.943 | 25.881 | 1'42.412 | 251,7 | 12:10'17.350 |
| 13 | 31.050 | 22.491 | 23.267 | 25.959 | 1'42.767 | 257,1 | 12:12'00.117 |
| 14 | 31.314 | 22.275 | 23.023 | 25.776 | 1'42.388 | 253,5 | 12:13'42.505 |
| 15 | 34.480 | 23.090 | 23.673 | 29.317 | 1'50.560P | 245,5 | 12:15'33.065 |
| 16 | 4'26.486 | 22.644 | 22.867 | 25.956 | 5'37.953P | 253,5 | 12:21'11.018 |
| 17 | 31.209 | 22.412 | 22.746 | 26.059 | 1'42.426 | 255,9 | 12:22'53.444 |
| 18 | 31.061 | 22.246 | 22.791 | 25.899 | 1'41.997 | 252,3 | 12:24'35.441 |
| 19 | 31.269 | 23.249 | 24.023 | 26.350 | 1'44.891 | 250,6 | 12:26'20.332 |
| 20 | 30.914 | 22.335 | 22.861 | 26.482 | 1'42.592 | 255,3 | 12:28'02.924 |
| 21 | 31.080 | 22.590 | 23.005 | 25.863 | 1'42.538 | 254,1 | 12:29'45.462 |

| 14° 53 V. DEBISE [1'41.869] | | | | | | | |
|-----------------------------|---------------|---------------|---------------|---------------|-----------------|--------------|--------------|
| Lap | Seg.1 | Seg.2 | Seg.3 | Seg.4 | Lap Time | km/h | Local Time |
| 1 | | 23.709 | 25.230 | 26.719 | | 248,3 | |
| 2 | 31.267 | 22.683 | 22.964 | 26.522 | 1'43.436 | 254,1 | 11:28'33.400 |
| 3 | 31.078 | 22.378 | 22.937 | 26.080 | 1'42.473 | 254,7 | 11:30'15.873 |
| 4 | 31.005 | 22.468 | 23.175 | 26.683 | 1'43.331 | 255,9 | 11:31'59.204 |
| 5 | 30.865 | 22.206 | 23.168 | 25.926 | 1'42.165 | 256,5 | 11:33'41.369 |
| 6 | 30.996 | 22.317 | 22.703 | 26.045 | 1'42.061 | 254,7 | 11:35'23.430 |
| 7 | 31.089 | 25.731 | 34.235 | 37.909 | 2'08.964CP | 254,7 | 11:37'32.394 |
| 8 | 36'28.737 | 23.514 | 23.960 | 26.078 | 37'42.289P | 248,3 | 12:15'14.683 |
| 9 | 31.315 | 22.241 | 22.824 | 25.890 | 1'42.270C | 250,6 | 12:16'56.953 |
| 10 | 31.216 | 22.341 | 22.908 | 25.831 | 1'42.296 | 251,2 | 12:18'39.249 |
| 11 | 31.166 | 22.272 | 22.829 | 27.779 | 1'44.046P | 251,7 | 12:20'23.295 |
| 12 | 4'04.551 | 22.702 | 22.955 | 25.794 | 5'16.002P | 248,8 | 12:25'39.297 |
| 13 | 31.084 | 22.422 | 22.961 | 25.822 | 1'42.289 | 251,7 | 12:27'21.586 |
| 14 | 31.045 | 22.348 | 22.774 | 25.702 | 1'41.869 | 251,7 | 12:29'03.455 |
| 15 | 30.947 | 22.208 | 22.778 | 25.620 | 1'41.553C | 252,3 | 12:30'45.008 |

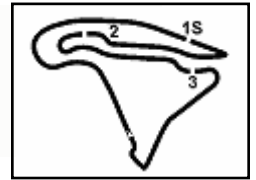
| 17° 54 B. SOFIOGLU [1'42.376] | | | | | | | |
|-------------------------------|-----------|---------------|--------|--------|------------|--------------|--------------|
| Lap | Seg.1 | Seg.2 | Seg.3 | Seg.4 | Lap Time | km/h | Local Time |
| 1 | | 24.084 | 24.353 | 27.709 | | 244,9 | |
| 2 | 32.171 | 23.210 | 23.529 | 26.755 | 1'45.665 | 254,1 | 11:28'38.968 |
| 3 | 31.747 | 23.170 | 23.442 | 26.509 | 1'44.868 | 253,5 | 11:30'23.836 |
| 4 | 31.505 | 22.789 | 23.209 | 26.448 | 1'43.951 | 255,3 | 11:32'07.787 |
| 5 | 31.498 | 22.778 | 23.218 | 26.353 | 1'43.847 | 255,3 | 11:33'51.634 |
| 6 | 31.456 | 22.618 | 23.134 | 26.230 | 1'43.438 | 254,1 | 11:35'35.072 |
| 7 | 31.140 | 22.489 | 23.090 | 26.274 | 1'42.993 | 257,8 | 11:37'18.065 |
| 8 | 31.177 | 22.360 | 23.256 | 26.274 | 1'43.067 | 259,0 | 11:39'01.132 |
| 9 | 31.072 | 22.814 | 22.819 | 31.759 | 1'48.464CP | 255,3 | 11:40'49.596 |
| 10 | 24'48.442 | 34.696 | 24.324 | 31.823 | 26'19.285P | 222,7 | 12:07'08.881 |
| 11 | 31.737 | 22.920 | 23.749 | 26.679 | 1'45.085 | 254,1 | 12:08'53.966 |
| 12 | 31.243 | 22.468 | 23.272 | 26.407 | 1'43.390 | 255,9 | 12:10'37.356 |
| 13 | 31.136 | 22.747 | 22.979 | 26.006 | 1'42.868 | 257,1 | 12:12'20.224 |
| 14 | 31.162 | 22.348 | 22.973 | 27.778 | 1'44.261 | 255,9 | 12:14'04.485 |
| 15 | 31.315 | 22.590 | 23.190 | 26.326 | 1'43.421C | 255,9 | 12:15'47.906 |
| 16 | 31.309 | 22.671 | 23.248 | 29.314 | 1'46.542CP | 254,1 | 12:17'34.448 |

| 15° 71 T. EDWARDS [1'41.889] | | | | | | | |
|------------------------------|-------|-------|-------|-------|----------|------|------------|
| Lap | Seg.1 | Seg.2 | Seg.3 | Seg.4 | Lap Time | km/h | Local Time |

06/09/2024 P = Pits In/Out - C = Lap Time Cancelled

These data/results cannot be reproduced, stored and/or transmitted in whole or in part by any manner of electronic, mechanical, photocopying, recording, broadcasting or otherwise now known or herein after developed without the previous express consent by the copyright owner, except for reproduction in daily press and regular printed publications on sale to the public within 60 days of the event related to those data/results and always provided that copyright symbol appears together as follows below.

© DORNA WSBK ORGANIZATION Srl 2024



Magny-Cours 4.411 m

Motul French Round, 6-8 September 2024
Chronological Analysis Free Practice

4 / 6

| | | | | | | | |
|----|---------------|--------|---------------|---------------|-----------------|-------|--------------|
| 17 | 4'31.115 | 23.248 | 23.126 | 26.253 | 5'43.742P | 251,7 | 12:23'18.190 |
| 18 | 31.192 | 22.446 | 22.833 | 26.102 | 1'42.573 | 253,5 | 12:25'00.763 |
| 19 | 30.935 | 22.729 | 22.895 | 26.017 | 1'42.576 | 255,9 | 12:26'43.339 |
| 20 | 31.171 | 22.431 | 22.834 | 25.940 | 1'42.376 | 255,3 | 12:28'25.715 |
| 21 | 31.052 | 22.634 | 22.936 | 26.062 | 1'42.684 | 255,3 | 12:30'08.399 |

| | | | | | | | |
|----|---------------|---------------|---------------|---------------|-----------------|-------|--------------|
| 14 | 3'33.039 | 23.401 | 23.643 | 26.546 | 4'46.629CP | 249,4 | 12:17'01.094 |
| 15 | 31.503 | 22.768 | 23.054 | 26.143 | 1'43.468 | 250,0 | 12:18'44.562 |
| 16 | 33.350 | 22.914 | 23.067 | 26.045 | 1'45.376 | 235,3 | 12:20'29.938 |
| 17 | 31.233 | 22.281 | 22.848 | 26.107 | 1'42.469 | 252,9 | 12:22'12.407 |
| 18 | 32.957 | 22.701 | 27.158 | 26.173 | 1'48.989 | 250,0 | 12:24'01.396 |
| 19 | 31.214 | 22.248 | 22.948 | 26.178 | 1'42.588 | 252,9 | 12:25'43.984 |
| 20 | 31.396 | 22.277 | 22.990 | 26.708 | 1'43.371 | 251,2 | 12:27'27.355 |
| 21 | 31.358 | | | | | 216,4 | |

18° 14 E. DE LA VEGA [1'42.455]

| Lap | Seg.1 | Seg.2 | Seg.3 | Seg.4 | Lap Time | km/h | Local Time |
|-----|---------------|---------------|---------------|---------------|-----------------|--------------|--------------|
| 1 | | | | | | | |
| 2 | 49.823 | | | | 7'30.872P | 136,2 | 11:32'58.020 |
| 3 | 33'00.982 | 24.440 | 24.058 | 29.444 | 34'18.924P | 246,6 | 12:07'16.944 |
| 4 | 32.783 | 23.116 | 23.194 | 26.142 | 1'45.235 | 247,7 | 12:09'02.179 |
| 5 | 31.596 | 22.823 | 22.963 | 26.248 | 1'43.630 | 247,7 | 12:10'45.809 |
| 6 | 31.582 | 22.584 | 22.856 | 25.959 | 1'42.981 | 248,3 | 12:12'28.790 |
| 7 | 31.294 | 22.532 | 22.883 | 26.033 | 1'42.742 | 248,3 | 12:14'11.532 |
| 8 | 31.226 | 23.093 | 23.779 | 30.225 | 1'48.323P | 248,8 | 12:15'59.855 |
| 9 | 5'21.025 | 23.286 | 23.221 | 26.665 | 6'34.197P | 244,9 | 12:22'34.052 |
| 10 | 31.472 | 22.613 | 22.924 | 25.977 | 1'42.986 | 247,7 | 12:24'17.038 |
| 11 | 31.063 | 22.575 | 22.844 | 25.986 | 1'42.468 | 252,9 | 12:25'59.506 |
| 12 | 31.234 | 22.356 | 23.003 | 27.545 | 1'44.138 | 250,6 | 12:27'43.644 |
| 13 | 31.208 | 22.788 | 22.852 | 26.098 | 1'42.946 | 252,9 | 12:29'26.590 |
| 14 | 31.250 | 22.489 | 22.717 | 25.999 | 1'42.455 | 250,6 | 12:31'09.045 |

21° 23 M. SCHROETTER [1'42.642]

| Lap | Seg.1 | Seg.2 | Seg.3 | Seg.4 | Lap Time | km/h | Local Time |
|-----|---------------|---------------|---------------|---------------|-----------------|--------------|--------------|
| 1 | | | | | | | |
| 2 | 31.826 | 22.772 | 24.830 | 24.572 | 26.875 | 232,8 | |
| 3 | 31.486 | 30.130 | 24.557 | 27.535 | 1'53.708 | 254,1 | 11:31'32.883 |
| 4 | 31.389 | 22.533 | 23.459 | 26.305 | 1'43.686 | 255,3 | 11:33'16.569 |
| 5 | 31.151 | 22.489 | 22.964 | 26.038 | 1'42.642 | 254,7 | 11:34'59.211 |
| 6 | 32.368 | 23.438 | 22.987 | 25.841 | 1'44.634 | 248,8 | 11:36'43.845 |
| 7 | 31.040 | 23.377 | 22.851 | 25.827 | 1'43.095 | 254,7 | 11:38'26.940 |
| 8 | 31.103 | 22.365 | 22.827 | | | 254,7 | |

22° 50 O. VOSTATEK [1'42.702]

| Lap | Seg.1 | Seg.2 | Seg.3 | Seg.4 | Lap Time | km/h | Local Time |
|-----|---------------|---------------|---------------|---------------|-----------------|--------------|--------------|
| 1 | | 24.327 | 24.383 | 27.936 | | 233,8 | |
| 2 | 32.710 | 23.308 | 23.921 | 26.803 | 1'46.742 | 254,7 | 11:29'05.040 |
| 3 | 31.802 | 22.829 | 23.620 | 26.544 | 1'44.795 | 253,5 | 11:30'49.835 |
| 4 | 32.274 | 23.545 | 25.873 | 29.154 | 1'50.846C | 248,8 | 11:32'40.681 |
| 5 | 31.625 | 22.723 | 23.414 | 26.454 | 1'44.216 | 255,3 | 11:34'24.897 |
| 6 | 31.455 | 22.585 | 23.242 | 26.040 | 1'43.322 | 253,5 | 11:36'08.219 |
| 7 | 31.830 | 22.773 | 23.384 | 26.486 | 1'44.473 | 252,9 | 11:37'52.692 |
| 8 | 31.526 | 22.749 | 23.620 | 30.031 | 1'47.926CP | 255,3 | 11:39'40.618 |
| 9 | 26'15.557 | 28.432 | 24.905 | 27.697 | 27'36.591CP | 238,9 | 12:07'17.209 |
| 10 | 33.130 | 23.250 | 24.099 | 27.040 | 1'47.519 | 248,3 | 12:09'04.728 |
| 11 | 31.907 | 23.071 | 23.333 | 27.051 | 1'45.362 | 251,7 | 12:10'50.090 |
| 12 | 31.464 | 22.592 | 23.257 | 26.210 | 1'43.523 | 254,1 | 12:12'33.613 |
| 13 | 31.669 | 22.527 | 23.198 | 26.133 | 1'43.527 | 250,6 | 12:14'17.140 |
| 14 | 31.379 | 22.701 | 23.507 | 26.307 | 1'43.894 | 251,7 | 12:16'01.034 |
| 15 | 32.670 | 23.155 | 23.774 | 30.078 | 1'49.677CP | 250,6 | 12:17'50.711 |
| 16 | 5'19.130 | 26.343 | 24.252 | 26.328 | 6'36.053P | 244,9 | 12:24'26.764 |
| 17 | 31.381 | 22.492 | 22.973 | 26.156 | 1'43.002 | 252,3 | 12:26'09.766 |
| 18 | 31.251 | 22.440 | 22.931 | 26.080 | 1'42.702 | 251,7 | 12:27'52.468 |
| 19 | 31.130 | 23.277 | 23.337 | 26.207 | 1'43.951 | 254,1 | 12:29'36.419 |
| 20 | 31.182 | 22.531 | 22.998 | 26.021 | 1'42.732 | 253,5 | 12:31'19.151 |

23° 68 L. POWER [1'42.703]

| Lap | Seg.1 | Seg.2 | Seg.3 | Seg.4 | Lap Time | km/h | Local Time |
|-----|---------------|---------------|---------------|---------------|-----------------|--------------|--------------|
| 1 | | 23.861 | 24.348 | 27.208 | | 246,6 | |
| 2 | 31.794 | 23.183 | 24.267 | 26.593 | 1'45.837 | 251,7 | 11:28'44.973 |
| 3 | 31.656 | 22.838 | 23.613 | 26.284 | 1'44.391 | 251,7 | 11:30'29.364 |
| 4 | 31.304 | 22.901 | 23.467 | 26.115 | 1'43.787 | 252,3 | 11:32'13.151 |
| 5 | 31.911 | 26.263 | 23.414 | 26.199 | 1'47.787 | 233,3 | 11:34'00.938 |
| 6 | 31.210 | 22.538 | 23.425 | 26.111 | 1'43.284 | 254,7 | 11:35'44.222 |
| 7 | 31.703 | 27.787 | 28.148 | 28.364 | 1'56.002 | 244,9 | 11:37'40.224 |
| 8 | 31.263 | 22.694 | 23.572 | 26.301 | 1'43.830C | 254,7 | 11:39'24.054 |
| 9 | 31.391 | 22.734 | 25.151 | 34.511 | 1'53.787CP | 252,3 | 11:41'17.841 |
| 10 | 25'11.228 | 23.214 | 23.922 | 34.684 | 26'33.048CP | 250,0 | 12:07'50.889 |
| 11 | 31.360 | 22.894 | 23.342 | 26.003 | 1'43.599 | 253,5 | 12:09'34.488 |
| 12 | 31.439 | 22.553 | 23.604 | 26.073 | 1'43.669 | 251,7 | 12:11'18.157 |
| 13 | 31.289 | 22.822 | 23.361 | 26.048 | 1'43.520 | 250,6 | 12:13'01.677 |
| 14 | 33.197 | 27.293 | 23.395 | 26.026 | 1'49.911 | 217,7 | 12:14'51.588 |
| 15 | 31.352 | 22.516 | 23.336 | 26.138 | 1'43.342 | 250,0 | 12:16'34.930 |
| 16 | 32.038 | 25.025 | 23.356 | 6'57.912 | 8'18.331 | 243,2 | 12:24'53.261 |
| 17 | | | 23.256 | 26.117 | 1'43.360 | | 12:26'36.621 |
| 18 | 31.218 | 22.457 | 23.180 | 25.848 | 1'42.703 | 251,2 | 12:28'19.324 |

20° 22 F. FULIGNI [1'42.469]

| Lap | Seg.1 | Seg.2 | Seg.3 | Seg.4 | Lap Time | km/h | Local Time |
|-----|-----------|--------|--------|--------|------------|--------------|--------------|
| 1 | | 25.485 | 24.325 | 27.929 | | 244,9 | |
| 2 | 32.067 | 23.083 | 23.631 | 26.896 | 1'45.677 | 251,7 | 11:28'46.522 |
| 3 | 31.653 | 22.610 | 23.307 | 26.437 | 1'44.007 | 255,9 | 11:30'30.529 |
| 4 | 31.615 | 22.856 | 23.123 | 26.422 | 1'44.016 | 252,9 | 11:32'14.545 |
| 5 | 31.335 | 23.177 | 26.281 | 26.466 | 1'47.259 | 254,7 | 11:34'01.804 |
| 6 | 31.322 | 22.695 | 23.041 | 26.087 | 1'43.145 | 255,9 | 11:35'44.949 |
| 7 | 31.394 | 26.080 | 23.255 | 26.546 | 1'47.275 | 255,3 | 11:37'32.224 |
| 8 | 31.448 | 22.506 | 23.454 | 26.497 | 1'43.905C | 255,3 | 11:39'16.129 |
| 9 | 31.367 | 22.615 | 24.868 | 32.690 | 1'51.540CP | 252,9 | 11:41'07.669 |
| 10 | 24'31.391 | 23.410 | 24.117 | 27.438 | 25'46.356P | 252,3 | 12:06'54.025 |
| 11 | 31.479 | 22.955 | 23.489 | 27.797 | 1'45.720 | 248,3 | 12:08'39.745 |
| 12 | 31.286 | 22.925 | 24.928 | 27.970 | 1'47.109 | 254,7 | 12:10'26.854 |
| 13 | 31.461 | 22.481 | 23.393 | 30.276 | 1'47.611P | 255,9 | 12:12'14.465 |

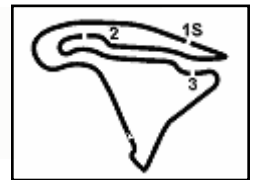
06/09/2024

P = Pits In/Out - C = Lap Time Cancelled

These data/results cannot be reproduced, stored and/or transmitted in whole or in part by any manner of electronic, mechanical, photocopying, recording, broadcasting or otherwise now known or herein after developed without the previous express consent by the copyright owner, except for reproduction in daily press and regular printed publications on sale to the public within 60 days of the event related to those data/results and always provided that copyright symbol appears together as follows below.

© DORNA WSBK ORGANIZATION Srl 2024





Magny-Cours 4.411 m

Motul French Round, 6-8 September 2024
Chronological Analysis Free Practice

5 / 6

| 24° 80 A. DIAZ [1'42.763] | | | | | | | |
|---------------------------|---------------|---------------|---------------|---------------|-----------------|--------------|--------------|
| Lap | Seg1 | Seg2 | Seg3 | Seg4 | Lap Time | km/h | Local Time |
| 1 | | | | | | | |
| 2 | 51.692 | 24.937 | 25.562 | 28.840 | 2'11.031P | 244,9 | 11:27'17.321 |
| 3 | 33.158 | 23.689 | 24.219 | 27.122 | 1'48.188 | 253,5 | 11:29'05.509 |
| 4 | 32.109 | 23.163 | 23.712 | 27.075 | 1'46.059 | 254,7 | 11:30'51.568 |
| 5 | 31.854 | 22.984 | 23.796 | 27.519 | 1'46.153 | 254,7 | 11:32'37.721 |
| 6 | 32.051 | 22.791 | 23.643 | 26.503 | 1'44.988 | 254,1 | 11:34'22.709 |
| 7 | 31.614 | 22.547 | 23.165 | 26.478 | 1'43.804 | 255,9 | 11:36'06.513 |
| 8 | 31.694 | 22.892 | 23.334 | 26.416 | 1'44.336 | 254,7 | 11:37'50.849 |
| 9 | 31.641 | 22.461 | 23.224 | 26.372 | 1'43.698C | 255,9 | 11:39'34.547 |
| 10 | 31.645 | 22.962 | 24.185 | 31.471 | 1'50.263CP | 254,7 | 11:41'24.810 |
| 11 | 24'12.290 | 24.175 | 24.050 | 27.401 | 25'27.916P | 251,2 | 12:06'52.726 |
| 12 | 31.657 | 23.330 | 23.590 | 26.443 | 1'45.020 | 252,9 | 12:08'37.746 |
| 13 | 31.367 | 22.530 | 23.244 | 26.320 | 1'43.461 | 256,5 | 12:10'21.207 |
| 14 | 31.675 | 22.743 | 23.186 | 29.379 | 1'46.983P | 254,7 | 12:12'08.190 |
| 15 | 5'25.208 | 22.930 | 23.266 | 26.293 | 6'37.697P | 251,2 | 12:18'45.887 |
| 16 | 31.581 | 22.401 | 22.966 | 25.955 | 1'42.903 | 251,7 | 12:20'28.790 |
| 17 | 31.341 | 22.319 | 23.272 | 25.967 | 1'42.899 | 251,7 | 12:22'11.689 |
| 18 | 31.707 | 22.528 | 22.971 | 26.091 | 1'43.297 | 250,6 | 12:23'54.986 |
| 19 | 33.217 | 22.779 | 23.136 | 26.190 | 1'45.322 | 246,6 | 12:25'40.308 |
| 20 | 31.450 | 22.358 | 22.960 | 25.995 | 1'42.763 | 252,9 | 12:27'23.071 |
| 21 | 31.442 | 22.429 | 22.970 | 26.013 | 1'42.854 | 254,1 | 12:29'05.925 |
| 22 | 32.732 | 24.795 | 25.717 | 27.174 | 1'50.418C | 230,3 | 12:30'56.343 |

| 25° 26 G. ANTIGA [1'42.948] | | | | | | | |
|-----------------------------|---------------|---------------|---------------|---------------|-----------------|--------------|--------------|
| Lap | Seg1 | Seg2 | Seg3 | Seg4 | Lap Time | km/h | Local Time |
| 1 | | | | | | | |
| 2 | 50.377 | | | | 2'21.930P | 227,4 | 11:27'16.253 |
| 3 | 38'19.469 | 24.103 | 24.748 | 30.234 | 39'38.554P | 248,3 | 12:06'54.807 |
| 4 | 32.326 | 23.301 | 23.910 | 26.766 | 1'46.303 | 252,9 | 12:08'41.110 |
| 5 | 31.801 | 22.994 | 23.691 | 26.500 | 1'44.986 | 253,5 | 12:10'26.096 |
| 6 | 31.566 | 22.770 | 23.626 | 26.321 | 1'44.283 | 253,5 | 12:12'10.379 |
| 7 | 31.491 | 22.678 | 23.769 | 26.296 | 1'44.234 | 252,3 | 12:13'54.613 |
| 8 | 31.569 | 22.681 | 23.649 | 26.031 | 1'43.930C | 252,9 | 12:15'38.543 |
| 9 | 33.326 | 23.569 | 24.019 | 31.713 | 1'52.627CP | 246,6 | 12:17'31.170 |
| 10 | 2'55.701 | 24.668 | 24.365 | 26.233 | 4'10.967P | 240,5 | 12:21'42.137 |
| 11 | 31.368 | 22.706 | 23.425 | 25.990 | 1'43.489 | 252,3 | 12:23'25.626 |
| 12 | 31.180 | 22.570 | 23.240 | 25.958 | 1'42.948 | 254,1 | 12:25'08.574 |
| 13 | 31.248 | 22.423 | 23.410 | 25.927 | 1'43.008 | 254,1 | 12:26'51.582 |
| 14 | 31.329 | 22.481 | 23.407 | 26.022 | 1'43.239 | 253,5 | 12:28'34.821 |
| 15 | 31.335 | 22.545 | 23.345 | 25.869 | 1'43.094C | 252,9 | 12:30'17.915 |

| 26° 89 K. BIN PAWI [1'43.136] | | | | | | | |
|-------------------------------|---------------|---------------|---------------|---------------|-----------------|--------------|--------------|
| Lap | Seg1 | Seg2 | Seg3 | Seg4 | Lap Time | km/h | Local Time |
| 1 | | 25.467 | 25.753 | 27.424 | | 231,3 | |
| 2 | 31.867 | 23.072 | 23.430 | 26.367 | 1'44.736 | 255,3 | 11:28'50.385 |
| 3 | 31.377 | 22.651 | 23.411 | 26.122 | 1'43.561 | 255,3 | 11:30'33.946 |
| 4 | 31.279 | 22.497 | 23.124 | 26.236 | 1'43.136 | 258,4 | 11:32'17.082 |
| 5 | 31.304 | 24.817 | 24.711 | 26.225 | 1'47.057 | 255,9 | 11:34'04.139 |
| 6 | 31.249 | 22.789 | 23.188 | 26.301 | 1'43.527 | 256,5 | 11:35'47.666 |
| 7 | 31.225 | 22.489 | 23.302 | 26.231 | 1'43.247 | 255,9 | 11:37'30.913 |
| 8 | 31.913 | 25.873 | 24.382 | 29.636 | 1'51.804CP | 244,3 | 11:39'22.717 |
| 9 | 26'22.213 | 24.509 | 29.328 | 26.662 | 27'42.712P | 246,0 | 12:07'05.429 |
| 10 | 31.482 | 22.587 | 23.215 | 25.982 | 1'43.266 | 253,5 | 12:08'48.695 |
| 11 | 31.369 | 23.865 | 26.524 | 27.330 | 1'49.088C | 254,1 | 12:10'37.783 |
| 12 | 31.530 | 22.609 | 23.161 | 25.976 | 1'43.276 | 254,1 | 12:12'21.059 |
| 13 | 31.257 | 22.195 | 23.136 | 27.108 | 1'43.696 | 252,9 | 12:14'04.755 |
| 14 | 31.393 | 22.709 | 23.152 | 26.232 | 1'43.486C | 255,3 | 12:15'48.241 |
| 15 | 31.426 | 22.506 | 23.267 | 26.147 | 1'43.346C | 252,3 | 12:17'31.587 |
| 16 | 32.142 | 28.254 | 23.914 | 31.466 | 1'55.776P | 248,3 | 12:19'27.363 |

| 27° 74 P. BIESIEKIRSKI [1'43.169] | | | | | | | |
|-----------------------------------|---------------|---------------|---------------|---------------|-----------------|--------------|--------------|
| Lap | Seg1 | Seg2 | Seg3 | Seg4 | Lap Time | km/h | Local Time |
| 1 | | | | | | | |
| 2 | 48.192 | 24.954 | 25.667 | 29.921 | 2'08.734P | 184,9 | 11:27'27.524 |
| 3 | 33.055 | 23.870 | 24.635 | 27.201 | 1'48.761 | 243,8 | 11:29'16.285 |
| 4 | 32.407 | 23.507 | 24.365 | 27.832 | 1'48.111 | 252,3 | 11:31'04.396 |
| 5 | 32.311 | 23.055 | 23.741 | 26.913 | 1'46.020 | 252,9 | 11:32'50.416 |
| 6 | 32.068 | 22.772 | 23.527 | 26.996 | 1'45.363 | 254,1 | 11:34'35.779 |
| 7 | 32.241 | 22.748 | 23.612 | 26.421 | 1'45.022 | 247,7 | 11:36'20.801 |
| 8 | 31.835 | 22.533 | 23.760 | 26.600 | 1'44.728 | 253,5 | 11:38'05.529 |
| 9 | 31.776 | 22.875 | 23.847 | 32.433 | 1'50.931CP | 254,1 | 11:39'56.460 |
| 10 | 25'40.865 | 23.845 | 24.047 | 27.306 | 26'56.063P | 242,7 | 12:06'52.523 |
| 11 | 31.885 | 22.601 | 23.661 | 26.459 | 1'44.606 | 253,5 | 12:08'37.129 |
| 12 | 31.556 | 22.346 | 23.249 | 26.018 | 1'43.169 | 255,9 | 12:10'20.298 |
| 13 | 34.043 | 22.753 | 23.346 | 26.396 | 1'46.538 | 255,9 | 12:12'06.836 |
| 14 | 31.650 | 22.609 | 23.276 | 26.294 | 1'43.829 | 252,9 | 12:13'50.665 |
| 15 | 31.768 | 22.428 | 23.276 | 26.291 | 1'43.763C | 252,9 | 12:15'34.428 |
| 16 | 31.434 | 22.437 | 23.175 | 26.199 | 1'43.245C | 253,5 | 12:17'17.673 |
| 17 | 31.434 | 22.572 | 23.003 | 26.531 | 1'43.540 | 252,9 | 12:19'01.213 |
| 18 | 32.279 | 22.418 | 23.366 | 26.417 | 1'44.480 | 254,1 | 12:20'45.693 |
| 19 | 31.522 | 22.366 | 23.072 | 26.336 | 1'43.296 | 254,1 | 12:22'28.989 |
| 20 | 32.495 | 24.978 | 23.082 | 26.367 | 1'46.922 | 252,9 | 12:24'15.911 |
| 21 | 31.391 | 22.442 | 23.269 | 26.166 | 1'43.268 | 254,7 | 12:25'59.179 |
| 22 | 31.688 | 22.677 | 23.204 | 26.140 | 1'43.709 | 240,5 | 12:27'42.888 |
| 23 | 31.604 | 23.414 | 25.383 | 26.122 | 1'46.523 | 253,5 | 12:29'29.411 |
| 24 | 31.500 | | | | | 216,4 | |

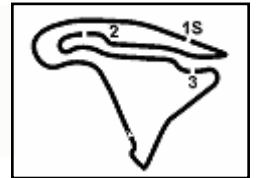
| 28° 40 S. CORSI [1'43.469] | | | | | | | |
|----------------------------|---------------|---------------|---------------|---------------|-----------------|--------------|--------------|
| Lap | Seg1 | Seg2 | Seg3 | Seg4 | Lap Time | km/h | Local Time |
| 1 | | 25.556 | 25.550 | 28.583 | | 234,8 | |
| 2 | 32.742 | 23.817 | 24.242 | 27.252 | 1'48.053 | 249,4 | 11:29'06.791 |
| 3 | 32.204 | 23.470 | 24.348 | 26.870 | 1'46.892 | 250,6 | 11:30'53.683 |
| 4 | 32.057 | 22.772 | 23.592 | 26.697 | 1'45.118 | 252,9 | 11:32'38.801 |
| 5 | 32.416 | 23.407 | 24.354 | 26.804 | 1'46.981 | 254,1 | 11:34'25.782 |
| 6 | 31.963 | 22.732 | 23.422 | 26.471 | 1'44.588 | 252,3 | 11:36'10.370 |
| 7 | 31.835 | 23.849 | 24.088 | 27.592 | 1'47.364 | 252,9 | 11:37'57.734 |
| 8 | 31.973 | 22.757 | 23.561 | 28.178 | 1'46.469C | 251,7 | 11:39'44.203 |
| 9 | 31.954 | 24.942 | 26.699 | 34.640 | 1'58.235CP | 250,6 | 11:41'42.438 |
| 10 | 23'55.407 | 24.237 | 24.350 | 27.190 | 25'11.184P | 241,1 | 12:06'53.622 |
| 11 | 31.773 | 22.879 | 23.571 | 27.513 | 1'45.736 | 255,9 | 12:08'39.358 |
| 12 | 31.675 | 22.726 | 25.428 | 28.646 | 1'48.475 | 252,3 | 12:10'27.833 |
| 13 | 31.470 | 22.555 | 23.290 | 26.240 | 1'43.555 | 255,9 | 12:12'11.388 |
| 14 | 31.672 | 22.471 | 23.352 | 28.672 | 1'46.167 | 252,9 | 12:13'57.555 |
| 15 | 31.454 | 22.557 | 23.266 | 26.089 | 1'43.366C | 255,9 | 12:15'40.921 |
| 16 | 31.524 | 22.525 | 23.159 | 25.930 | 1'43.138C | 252,3 | 12:17'24.059 |
| 17 | 31.960 | 23.084 | 23.610 | 26.681 | 1'45.335 | 249,4 | 12:19'09.394 |
| 18 | 31.678 | 22.556 | 23.916 | 26.060 | 1'44.210 | 251,2 | 12:20'53.604 |
| 19 | 31.607 | 22.563 | 23.316 | 26.053 | 1'43.539 | 251,7 | 12:22'37.143 |
| 20 | 33.605 | 26.567 | 24.375 | 26.810 | 1'51.357 | 235,3 | 12:24'28.500 |
| 21 | 31.550 | 22.469 | 23.237 | 26.213 | 1'43.469 | 252,3 | 12:26'11.969 |
| 22 | 31.642 | 22.365 | 23.355 | 26.330 | 1'43.692 | 252,3 | 12:27'55.661 |
| 23 | 31.778 | 23.690 | 23.973 | 31.128 | 1'50.569 | 251,7 | 12:29'46.230 |

| 29° 5 N. ANTONELLI [1'43.528] | | | | | | | |
|-------------------------------|--------|--------|--------|--------|-----------|-------|--------------|
| Lap | Seg1 | Seg2 | Seg3 | Seg4 | Lap Time | km/h | Local Time |
| 1 | | | | | | | |
| 2 | 54.249 | 31.363 | 28.900 | 33.553 | 2'28.065P | 170,3 | 11:27'49.784 |
| 3 | 33.374 | 24.809 | 27.850 | 27.987 | 1'54.020 | 225,0 | 11:29'43.804 |
| 4 | 32.512 | 24.279 | 24.311 | 27.509 | 1'48.611 | 233,3 | 11:31'32.415 |

06/09/2024 P = Pits In/Out - C = Lap Time Cancelled

These data/results cannot be reproduced, stored and/or transmitted in whole or in part by any manner of electronic, mechanical, photocopying, recording, broadcasting or otherwise now known or herein after developed without the previous express consent by the copyright owner, except for reproduction in daily press and regular printed publications on sale to the public within 60 days of the event related to those data/results and always provided that copyright symbol appears together as follows below.

© DORNA WSBK ORGANIZATION Srl 2024



Motul French Round, 6-8 September 2024
Chronological Analysis Free Practice

| | | | | | | | |
|----|---------------|---------------|---------------|---------------|-----------------|--------------|--------------|
| 5 | 32.602 | 23.586 | 23.945 | 27.034 | 1'47.167 | 243,8 | 11:33'19.582 |
| 6 | 31.990 | 23.191 | 23.693 | 26.601 | 1'45.475 | 253,5 | 11:35'05.057 |
| 7 | 31.795 | 22.874 | 23.757 | 26.605 | 1'45.031 | 254,1 | 11:36'50.088 |
| 8 | 31.871 | 23.324 | 23.459 | 26.604 | 1'45.258 | 251,7 | 11:38'35.346 |
| 9 | 32.733 | 23.007 | 23.434 | 30.021 | 1'49.195C | 251,7 | 11:40'24.541 |
| 10 | 33.130 | 23.314 | 25.309 | 32.182 | 1'53.935CP | 243,8 | 11:42'18.476 |
| 11 | 23'27.623 | 24.084 | 24.789 | 27.130 | 2'43.626P | 237,9 | 12:07'02.102 |
| 12 | 31.929 | 22.811 | 23.510 | 26.519 | 1'44.769 | 252,9 | 12:08'46.871 |
| 13 | 31.805 | 23.644 | 23.958 | 26.639 | 1'46.046 | 241,1 | 12:10'32.917 |
| 14 | 31.548 | 22.650 | 23.664 | 31.724 | 1'49.586 | 255,3 | 12:12'22.503 |
| 15 | 31.880 | 22.636 | 24.191 | 26.587 | 1'45.294 | 253,5 | 12:14'07.797 |
| 16 | 31.815 | 22.668 | 23.492 | 26.792 | 1'44.767C | 254,1 | 12:15'52.564 |
| 17 | 31.758 | 22.704 | 23.409 | 26.314 | 1'44.185C | 252,3 | 12:17'36.749 |
| 18 | 31.637 | 22.564 | 23.234 | 26.214 | 1'43.649 | 252,3 | 12:19'20.398 |
| 19 | 31.570 | 22.725 | 23.273 | 27.990 | 1'45.558 | 254,1 | 12:21'05.956 |
| 20 | 31.581 | 22.612 | 23.493 | 29.500 | 1'47.186 | 254,1 | 12:22'53.142 |
| 21 | 31.376 | 22.734 | 23.173 | 26.245 | 1'43.528 | 250,6 | 12:24'36.670 |
| 22 | 31.292 | 22.555 | 23.265 | 26.766 | 1'43.878 | 255,3 | 12:26'20.548 |
| 23 | 31.196 | 22.452 | 23.222 | 27.820 | 1'44.690 | 256,5 | 12:28'05.238 |
| 24 | 31.724 | | | | | 186,2 | |

| 32° 49 A. NEGRIER [1'44.186] | | | | | | | |
|------------------------------|---------------|---------------|---------------|---------------|-----------------|--------------|--------------|
| Lap | Seg1 | Seg2 | Seg3 | Seg4 | Lap Time | km/h | Local Time |
| 1 | | 24.520 | 25.758 | 30.395 | | 241,6 | |
| 2 | 32.690 | 24.024 | 23.592 | 32.429 | 1'52.735 | 246,6 | 11:29'46.135 |
| 3 | 31.955 | 22.895 | 23.964 | 26.791 | 1'45.605 | 246,6 | 11:31'31.740 |
| 4 | 31.861 | 22.882 | 23.580 | 27.977 | 1'46.300 | 245,5 | 11:33'18.040 |
| 5 | 31.815 | 22.754 | 23.308 | 26.309 | 1'44.186 | 249,4 | 11:35'02.226 |
| 6 | 31.771 | 22.830 | 23.270 | 30.201 | 1'48.072P | 246,6 | 11:36'50.298 |
| 7 | 29'00.221 | | | | | 243,8 | |

| 33° 45 L. DE VLEESCHAUWER [1'45.152] | | | | | | | |
|--------------------------------------|---------------|---------------|---------------|---------------|-----------------|--------------|--------------|
| Lap | Seg1 | Seg2 | Seg3 | Seg4 | Lap Time | km/h | Local Time |
| 1 | | 26.363 | 26.644 | 30.082 | | 230,8 | |
| 2 | 33.528 | 24.278 | 24.995 | 28.195 | 1'50.996 | 248,3 | 11:29'08.910 |
| 3 | 32.987 | 24.338 | 24.762 | 27.878 | 1'49.965 | 245,5 | 11:30'58.875 |
| 4 | 32.757 | 23.890 | 24.503 | 27.408 | 1'48.558 | 244,9 | 11:32'47.433 |
| 5 | 32.422 | 23.663 | 24.320 | 27.469 | 1'47.874 | 246,0 | 11:34'35.307 |
| 6 | 32.660 | 23.356 | 24.123 | 27.081 | 1'47.220 | 246,0 | 11:36'22.527 |
| 7 | 32.284 | 23.320 | 24.099 | 26.924 | 1'46.627 | 247,1 | 11:38'09.154 |
| 8 | 33.966 | 23.443 | 24.677 | 33.825 | 1'55.911CP | 247,1 | 11:40'05.065 |
| 9 | 25'52.736 | 24.953 | 25.233 | 28.765 | 27'11.687P | 245,5 | 12:07'16.752 |
| 10 | 33.092 | 23.528 | 24.111 | 26.973 | 1'47.704 | 248,3 | 12:09'04.456 |
| 11 | 32.285 | 23.331 | 24.157 | 26.971 | 1'46.744 | 250,6 | 12:10'51.200 |
| 12 | 32.131 | 23.205 | 24.104 | 26.905 | 1'46.345 | 248,8 | 12:12'37.545 |
| 13 | 32.298 | 23.125 | 23.696 | 26.578 | 1'45.697 | 246,6 | 12:14'23.242 |
| 14 | 31.948 | 22.906 | 23.816 | 26.519 | 1'45.189 | 255,9 | 12:16'08.431 |
| 15 | 31.945 | 23.090 | 24.055 | 33.119 | 1'52.209CP | 247,1 | 12:18'00.640 |
| 16 | 2'31.866 | 25.450 | 24.114 | 27.706 | 3'49.136CP | 247,7 | 12:21'49.776 |
| 17 | 32.428 | 23.184 | 23.775 | 26.531 | 1'45.918 | 246,0 | 12:23'35.694 |
| 18 | 31.929 | 22.902 | 23.766 | 26.555 | 1'45.152 | 248,3 | 12:25'20.846 |
| 19 | 32.037 | 22.847 | 23.761 | 26.577 | 1'45.222 | 246,6 | 12:27'06.068 |
| 20 | 31.973 | 23.189 | 23.749 | 26.924 | 1'45.835 | 245,5 | 12:28'51.903 |
| 21 | 31.748 | 23.462 | 23.547 | 26.659 | 1'45.416C | 247,1 | 12:30'37.319 |

| 30° 3 R. DE ROSA [1'43.783] | | | | | | | |
|-----------------------------|---------------|---------------|---------------|---------------|-----------------|--------------|--------------|
| Lap | Seg1 | Seg2 | Seg3 | Seg4 | Lap Time | km/h | Local Time |
| 1 | | | | | | | |
| 2 | 52.990 | 25.723 | 26.073 | 29.361 | 2'14.147P | 213,9 | 11:27'05.972 |
| 3 | 32.667 | 23.810 | 24.039 | 27.229 | 1'47.745 | 243,8 | 11:28'53.717 |
| 4 | 32.390 | 23.631 | 23.998 | 26.964 | 1'46.983 | 243,8 | 11:30'40.700 |
| 5 | 32.348 | 23.305 | 23.784 | 26.686 | 1'46.123 | 242,7 | 11:32'26.823 |
| 6 | 32.179 | 31.710 | 30.555 | 35.577 | 2'10.021P | 243,2 | 11:34'36.844 |
| 7 | 3'19.248 | 25.295 | 24.465 | 28.148 | 4'37.156P | 182,7 | 11:39'14.000 |
| 8 | 32.165 | 23.270 | 25.798 | 38.447 | 1'59.680CP | 243,8 | 11:41'13.680 |
| 9 | 24'25.767 | 24.165 | 23.996 | 27.476 | 25'41.404P | 244,3 | 12:06'55.084 |
| 10 | 32.366 | 23.452 | 23.734 | 26.910 | 1'46.462 | 249,4 | 12:08'41.546 |
| 11 | 31.753 | 23.158 | 23.444 | 26.712 | 1'45.067 | 250,6 | 12:10'26.613 |
| 12 | 31.775 | 23.083 | 23.825 | 26.629 | 1'45.312 | 248,3 | 12:12'11.925 |
| 13 | 31.563 | 23.360 | 23.456 | 26.672 | 1'45.051 | 250,6 | 12:13'56.976 |
| 14 | 31.709 | 23.162 | 23.509 | 26.345 | 1'44.725C | 246,6 | 12:15'41.701 |
| 15 | 31.694 | 22.749 | 23.518 | 26.637 | 1'44.598C | 247,7 | 12:17'26.299 |
| 16 | 31.842 | 22.958 | 23.447 | 26.494 | 1'44.741 | 244,9 | 12:19'11.040 |
| 17 | 32.300 | 24.189 | 24.942 | 31.671 | 1'53.102P | 240,5 | 12:21'04.142 |
| 18 | 2'30.903 | 25.165 | 27.919 | 30.797 | 3'54.784P | 240,5 | 12:24'58.926 |
| 19 | 32.901 | 34.727 | 26.227 | 26.422 | 2'00.277 | 217,7 | 12:26'59.203 |
| 20 | 31.632 | 22.751 | 23.252 | 26.148 | 1'43.783 | 244,9 | 12:28'42.986 |
| 21 | 31.570 | 22.801 | 23.210 | 26.225 | 1'43.806C | 246,6 | 12:30'26.792 |

| 31° 48 L. DALLA PORTA [1'43.790] | | | | | | | |
|----------------------------------|---------------|---------------|---------------|---------------|-----------------|--------------|--------------|
| Lap | Seg1 | Seg2 | Seg3 | Seg4 | Lap Time | km/h | Local Time |
| 1 | | | | | | | |
| 2 | 56.121 | 25.624 | 32.602 | 38'12.222 | 40'06.569CP | 229,3 | 12:05'23.842 |
| 3 | 47.466 | 25.179 | 25.501 | 27.911 | 2'06.057P | 242,7 | 12:07'29.899 |
| 4 | 34.493 | 23.143 | 24.150 | 27.306 | 1'49.092 | 246,0 | 12:09'18.991 |
| 5 | 32.461 | 23.217 | 23.639 | 26.711 | 1'46.028 | 251,2 | 12:11'05.019 |
| 6 | 32.133 | 22.822 | 23.495 | 26.636 | 1'45.086 | 248,3 | 12:12'50.105 |
| 7 | 32.036 | 22.718 | 23.439 | 26.521 | 1'44.714 | 247,1 | 12:14'34.819 |
| 8 | 33.107 | 23.122 | 23.765 | 33.900 | 1'53.894P | 249,4 | 12:16'28.713 |
| 9 | 3'24.179 | 23.032 | 23.529 | 27.245 | 4'37.985P | 250,0 | 12:21'06.698 |
| 10 | 31.895 | 22.779 | 23.339 | 26.275 | 1'44.288 | 250,0 | 12:22'50.986 |
| 11 | 31.860 | 22.534 | 23.206 | 26.260 | 1'43.860 | 247,1 | 12:24'34.846 |
| 12 | 31.941 | 22.701 | 25.013 | 26.316 | 1'45.971 | 250,6 | 12:26'20.817 |
| 13 | 31.565 | 22.513 | 23.282 | 26.430 | 1'43.790 | 252,3 | 12:28'04.607 |
| 14 | 31.732 | 22.592 | 23.323 | 26.338 | 1'43.985 | 250,6 | 12:29'48.592 |

06/09/2024

P = Pits In/Out - C = Lap Time Cancelled

These data/results cannot be reproduced, stored and/or transmitted in whole or in part by any manner of electronic, mechanical, photocopying, recording, broadcasting or otherwise now known or herein after developed without the previous express consent by the copyright owner, except for reproduction in daily press and regular printed publications on sale to the public within 60 days of the event related to those data/results and always provided that copyright symbol appears together as follows below.

© DORNA WSBK ORGANIZATION Srl 2024