

Motul French Round, 6-8 September 2024
Results Race 2 - Red Flag

Laps 2 = 8,822 Km - Time of Race 3'48.256 - Avg. 139,139 km/h

1 / 2

Pos	Grid	No. Rider	Nat	Team	Bike	LL	Int.	Gap	Rel.	Fastest Lap	Speed	Qualifying	Speed
1	10	1 J. BUIS	NED	Freudenberg KTM-PALIGO Racing	KTM RC 390 R	2	FL			1'53.679	196,0	1'52.620	197,8
2	5	56 G. PRATAMA	INA	ProGP NitiRacing	Yamaha YZF-R3	2	FL	0.558	0.558	1'53.483	196,4	1'53.343	198,5
3	2	57 A. MAHENDRA	INA	Team BrCorse	Yamaha YZF-R3	2	FL	0.760	0.202	1'54.015	192,5	1'52.513	196,7
4	7	99 H. MAIER	BRA	MS Racing	Yamaha YZF-R3	2	FL	0.898	0.138	1'54.336	197,4	1'53.768	196,0
5	11	26 M. GENNAI	ITA	MTM Kawasaki	Kawasaki Ninja 400	2	FL	1.230	0.332	1'53.609	196,7	1'52.649	201,5
6	4	88 D. MOGEDA	ESP	Team#109 Retro Traffic Kawasaki	Kawasaki Ninja 400	2	FL	1.383	0.153	1'54.442	194,2	1'52.994	198,5
7	14	7 L. VENEMAN	NED	MTM Kawasaki	Kawasaki Ninja 400	2	FL	1.671	0.288	1'53.701	200,4	1'52.970	198,9
8	1	55 U. CALATAYUD	ESP	ARCO SASH MotoR University Team	Yamaha YZF-R3	2	FL	1.866	0.195	1'54.456	196,4	1'52.877	198,2
9	8	58 I. IGLESIAS BRAVO	ESP	Fusport-RT Motorsport by SKM-Kawasaki	Kawasaki Ninja 400	2	FL	2.077	0.211	1'54.190	196,7	1'52.762	199,6
10	15	77 J. OSUNA SAEZ	ESP	DEZA-BOX 77 Racing Team	Kawasaki Ninja 400	2	FL	2.271	0.194	1'53.854	193,2	1'53.024	197,1
11	6	91 M. VANNUCCI	ITA	Pata Yamaha AG Motorsport Italia	Yamaha YZF-R3	2	FL	5.039	2.768	1'56.786	197,1	1'53.662	196,4
12	12	22 M. GARCIA	ESP	KOVE Racing Team	Kove 321 RR-S	2	FL	5.252	0.213	1'56.602	192,5	1'52.774	194,6
13	17	66 P. TONN	GER	Freudenberg KTM-PALIGO Racing	KTM RC 390 R	2	FL	5.501	0.249	1'56.304	196,7	1'53.686	201,5
14	21	31 E. BARTOLINI	ITA	Yamaha Motoxrcing WorldSSP300 Team	Yamaha YZF-R3	2	FL	5.610	0.109	1'56.654	199,3	1'54.223	194,2
15	20	9 E. ERCOLANI	ITA	Yamaha Motoxrcing WorldSSP300 Team	Yamaha YZF-R3	2	FL	5.763	0.153	1'56.224	198,2	1'54.084	193,9
16	13	48 J. GARCIA GONZALEZ	ESP	KOVE Racing Team	Kove 321 RR-S	2	FL	5.871	0.108	1'57.774	194,9	1'52.856	195,7
17	3	85 K. SABATUCCI	ITA	Team Flembbo-PL Performances	Kawasaki Ninja 400	2	FL	6.053	0.182	1'57.192	198,5	1'53.218	201,1
18	22	17 R. BIJMAN	NED	Team Flembbo-PL Performances	Kawasaki Ninja 400	2	FL	6.239	0.186	1'56.173	194,6	1'54.269	197,4
19	25	47 F. SEABRIGHT	GBR	Kawasaki GP Project	Kawasaki Ninja 400	2	FL	6.380	0.141	1'57.058	191,5	1'54.908	196,4
20	23	8 B. IERACI	ITA	Team ProDina Kawasaki	Kawasaki Ninja 400	2	FL	6.546	0.166	1'56.736	201,1	1'54.306	199,6
21	16	43 M. GAGGI	ITA	Team BrCorse	Yamaha YZF-R3	2	FL	7.204	0.658	1'57.292	196,0	1'53.446	200,4
22	19	62 K. FONTAINHA	BRA	Yamaha AD78 FIM LA by MS Racing	Yamaha YZF-R3	2	FL	7.534	0.330	1'56.780	198,9	1'53.903	196,4
23	26	41 R. TRAGNI	ITA	Pata Yamaha AG Motorsport Italia	Yamaha YZF-R3	2	FL	7.879	0.345	1'56.711	195,3	1'55.467	196,4
24	29	71 I. BOLANO HERNANDEZ	ESP	DEZA-BOX 77 Racing Team	Kawasaki Ninja 400	2	FL	8.252	0.373	1'57.278	194,9	1'56.077	188,2
25	18	80 G. MANSO	BRA	Yamaha AD78 FIM LA by MS Racing	Yamaha YZF-R3	2	FL	9.417	1.165	1'58.950	197,4	1'53.813	194,6
26	27	29 G. ZANNINI	ITA	Team ProDina Kawasaki	Kawasaki Ninja 400	2	FL	9.770	0.353	1'58.048	200,4	1'55.705	194,9
27	31	23 S. DI SORA	FRA	Fusport-RT Motorsport by SKM-Kawasaki	Kawasaki Ninja 400	2	FL	9.871	0.101	1'59.278	197,8	1'54.251	198,5
28	30	24 M. AGAZZI	ITA	ARCO SASH MotoR University Team	Yamaha YZF-R3	2	FL	10.181	0.310	1'58.647	198,5	1'56.739	200,0
29	24	11 F. NOVOTNY	CZE	Accolade Smrz Racing BGR	Kawasaki Ninja 400	2	FL	10.518	0.337	2'00.284	194,9	1'54.877	194,6
30	28	25 M. MARTELLA	ITA	Kawasaki GP Project	Kawasaki Ninja 400	1	I3.1	1 Lap	1 Lap		196,0	1'55.779	195,3
-----Not Classified-----													
RET	9	38 D. SALVADOR	ESP	MS Racing	Yamaha YZF-R3		1				198,2	1'53.401	197,1

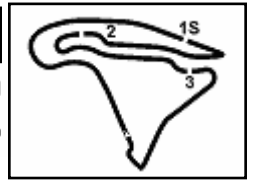
AIR	Humidity:	56%	Temp:	22°C
TRACK	Condition:	Dry	Temp:	28°C

Records	Pole (SP)	2022	V.Steeman	1'51.859	141,961 Km/h
	Race (RC1)	2022	M.Vannucci	1'52.209	141,518 Km/h
	All Times (SP)	2022	V.Steeman	1'51.859	141,961 Km/h
Race Fastest Lap	Lap 2		G.Pratama	1'53.483	139,929 Km/h

08/09/2024 Start 12:45 End 12:50 The results are provisional until the end of the time limit for protests and appeals and the completion of the technical checks.

These data/results cannot be reproduced, stored and/or transmitted in whole or in part by any manner of electronic, mechanical, photocopying, recording, broadcasting or otherwise now known or herein after developed without the previous express consent by the copyright owner, except for reproduction in daily press and regular printed publications on sale to the public within 60 days of the event related to those data/results and always provided that copyright symbol appears together as follows below.

© DORNA WSBK ORGANIZATION Srl 2024



Motul French Round, 6-8 September 2024
Results Race 2 - Red Flag

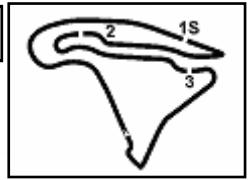
Race Highlights

Time	No. Rider	Description
12.30.00		Sighting Lap Started
12.45.45		Start of Session
12.46.51	23 S. DI SORA	#23 2X Long Lap Penalty - Engine Allocation
12.48.30	38 D. SALVADOR	#38 Crashed - Turn 5
12.48.53	23 S. DI SORA	#23 1 of 2X Long Lap Penalty Completed
12.49.00	38 D. SALVADOR	#38 Not Actively Competing
12.49.43		RED FLAG
12.50.32	38 D. SALVADOR	#38 Medical Centre
12.50.41		End of Session

08/09/2024 Start End The results are provisional until the end of the time limit for protests and appeals and the completion of the technical checks.

These data/results cannot be reproduced, stored and/or transmitted in whole or in part by any manner of electronic, mechanical, photocopying, recording, broadcasting or otherwise now known or herein after developed without the previous express consent by the copyright owner, except for reproduction in daily press and regular printed publications on sale to the public within 60 days of the event related to those data/results and always provided that copyright symbol appears together as follows below.

© DORNA WSBK ORGANIZATION Srl 2024



Magny-Cours 4.411 m

Motul French Round, 6-8 September 2024
Best Sectors & Speed Race 2 - Red Flag

RESULTS			LL	Int.
1	1 J. BUIS	KTM RC 390 R	2	FL
2	56 G. PRATAMA	Yamaha YZF-R3	2	FL
3	57 A. MAHENDRA	Yamaha YZF-R3	2	FL
4	99 H. MAIER	Yamaha YZF-R3	2	FL
5	26 M. GENNAI	Kawasaki Ninja 400	2	FL
6	88 D. MOGEDA	Kawasaki Ninja 400	2	FL
7	7 L. VENEMAN	Kawasaki Ninja 400	2	FL
8	55 U. CALATAYUD	Yamaha YZF-R3	2	FL
9	58 I. IGLESIAS BRAVO	Kawasaki Ninja 400	2	FL
10	77 J. OSUNA SAEZ	Kawasaki Ninja 400	2	FL
11	91 M. VANNUCCI	Yamaha YZF-R3	2	FL
12	22 M. GARCIA	Kove 321 RR-S	2	FL
13	66 P. TONN	KTM RC 390 R	2	FL
14	31 E. BARTOLINI	Yamaha YZF-R3	2	FL
15	9 E. ERCOLANI	Yamaha YZF-R3	2	FL
16	48 J. GARCIA GONZALEZ	Kove 321 RR-S	2	FL
17	85 K. SABATUCCI	Kawasaki Ninja 400	2	FL
18	17 R. BJUMAN	Kawasaki Ninja 400	2	FL
19	47 F. SEABRIGHT	Kawasaki Ninja 400	2	FL
20	8 B. IERACI	Kawasaki Ninja 400	2	FL
21	43 M. GAGGI	Yamaha YZF-R3	2	FL
22	62 K. FONTAINHA	Yamaha YZF-R3	2	FL
23	41 R. TRAGNI	Yamaha YZF-R3	2	FL
24	71 I. BOLANO HERNANDEZ	Kawasaki Ninja 400	2	FL
25	80 G. MANSO	Yamaha YZF-R3	2	FL
26	29 G. ZANNINI	Kawasaki Ninja 400	2	FL
27	23 S. DI SORA	Kawasaki Ninja 400	2	FL
28	24 M. AGAZZI	Yamaha YZF-R3	2	FL
29	11 F. NOVOTNY	Kawasaki Ninja 400	2	FL
30	25 M. MARTELLA	Kawasaki Ninja 400	1	13.1
RET	38 D. SALVADOR	Yamaha YZF-R3	1	

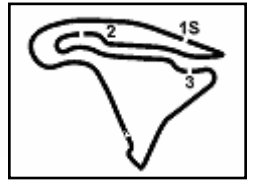
SPEED			
1	8 B. IERACI	Kawasaki Ninja 400	201,1
2	7 L. VENEMAN	Kawasaki Ninja 400	200,4
3	29 G. ZANNINI	Kawasaki Ninja 400	200,4
4	31 E. BARTOLINI	Yamaha YZF-R3	199,3
5	62 K. FONTAINHA	Yamaha YZF-R3	198,9
6	24 M. AGAZZI	Yamaha YZF-R3	198,5
7	85 K. SABATUCCI	Kawasaki Ninja 400	198,5
8	38 D. SALVADOR	Yamaha YZF-R3	198,2
9	9 E. ERCOLANI	Yamaha YZF-R3	198,2
10	23 S. DI SORA	Kawasaki Ninja 400	197,8
11	99 H. MAIER	Yamaha YZF-R3	197,4
12	80 G. MANSO	Yamaha YZF-R3	197,4
13	91 M. VANNUCCI	Yamaha YZF-R3	197,1
14	58 I. IGLESIAS BRAVO	Kawasaki Ninja 400	196,7
15	66 P. TONN	KTM RC 390 R	196,7
16	26 M. GENNAI	Kawasaki Ninja 400	196,7
17	56 G. PRATAMA	Yamaha YZF-R3	196,4
18	55 U. CALATAYUD	Yamaha YZF-R3	196,4
19	1 J. BUIS	KTM RC 390 R	196,0
20	43 M. GAGGI	Yamaha YZF-R3	196,0
21	25 M. MARTELLA	Kawasaki Ninja 400	196,0
22	41 R. TRAGNI	Yamaha YZF-R3	195,3
23	71 I. BOLANO HERNANDEZ	Kawasaki Ninja 400	194,9
24	48 J. GARCIA GONZALEZ	Kove 321 RR-S	194,9
25	11 F. NOVOTNY	Kawasaki Ninja 400	194,9
26	17 R. BJUMAN	Kawasaki Ninja 400	194,6
27	88 D. MOGEDA	Kawasaki Ninja 400	194,2
28	77 J. OSUNA SAEZ	Kawasaki Ninja 400	193,2
29	57 A. MAHENDRA	Yamaha YZF-R3	192,5
30	22 M. GARCIA	Kove 321 RR-S	192,5
31	47 F. SEABRIGHT	Kawasaki Ninja 400	191,5

SEG. 1			SEG. 2			SEG. 3			SEG. 4		
1	9 E. ERCOLANI	34.982	1	1 J. BUIS	24.835	1	77 J. OSUNA SAEZ	25.049	1	7 L. VENEMAN	28.088
2	22 M. GARCIA	35.014	2	57 A. MAHENDRA	25.017	2	26 M. GENNAI	25.092	2	77 J. OSUNA SAEZ	28.099
3	7 L. VENEMAN	35.074	3	56 G. PRATAMA	25.067	3	56 G. PRATAMA	25.105	3	99 H. MAIER	28.109
4	26 M. GENNAI	35.093	4	26 M. GENNAI	25.071	4	22 M. GARCIA	25.117	4	1 J. BUIS	28.135
5	56 G. PRATAMA	35.145	5	99 H. MAIER	25.107	5	57 A. MAHENDRA	25.134	5	56 G. PRATAMA	28.166
6	31 E. BARTOLINI	35.191	6	7 L. VENEMAN	25.224	6	1 J. BUIS	25.146	6	58 I. IGLESIAS BRAVO	28.180
7	66 P. TONN	35.205	7	55 U. CALATAYUD	25.443	7	99 H. MAIER	25.149	7	88 D. MOGEDA	28.244
8	47 F. SEABRIGHT	35.215	8	58 I. IGLESIAS BRAVO	25.456	8	88 D. MOGEDA	25.186	8	57 A. MAHENDRA	28.253
9	55 U. CALATAYUD	35.224	9	77 J. OSUNA SAEZ	25.459	9	58 I. IGLESIAS BRAVO	25.195	9	26 M. GENNAI	28.353
10	88 D. MOGEDA	35.234	10	38 D. SALVADOR	25.551	10	55 U. CALATAYUD	25.212	10	43 M. GAGGI	28.368
11	91 M. VANNUCCI	35.244	11	88 D. MOGEDA	25.778	11	85 K. SABATUCCI	25.293	11	38 D. SALVADOR	28.401
12	77 J. OSUNA SAEZ	35.247	12	9 E. ERCOLANI	25.861	12	7 L. VENEMAN	25.315	12	48 J. GARCIA GONZALEZ	28.507
13	58 I. IGLESIAS BRAVO	35.359	13	23 S. DI SORA	25.893	13	17 R. BJUMAN	25.414	13	62 K. FONTAINHA	28.567
14	85 K. SABATUCCI	35.376	14	47 F. SEABRIGHT	25.932	14	38 D. SALVADOR	25.433	14	23 S. DI SORA	28.576
15	48 J. GARCIA GONZALEZ	35.384	15	17 R. BJUMAN	26.101	15	66 P. TONN	25.456	15	55 U. CALATAYUD	28.577
16	38 D. SALVADOR	35.392	16	48 J. GARCIA GONZALEZ	26.116	16	43 M. GAGGI	25.477	16	22 M. GARCIA	28.583
17	57 A. MAHENDRA	35.441	17	31 E. BARTOLINI	26.150	17	48 J. GARCIA GONZALEZ	25.501	17	47 F. SEABRIGHT	28.664
18	17 R. BJUMAN	35.476	18	91 M. VANNUCCI	26.154	18	62 K. FONTAINHA	25.511	18	71 I. BOLANO HERNANDEZ	28.685
19	1 J. BUIS	35.563	19	8 B. IERACI	26.241	19	8 B. IERACI	25.516	19	41 R. TRAGNI	28.717
20	43 M. GAGGI	35.581	20	85 K. SABATUCCI	26.298	20	41 R. TRAGNI	25.535	20	91 M. VANNUCCI	28.742
21	11 F. NOVOTNY	35.586	21	71 I. BOLANO HERNANDEZ	26.457	21	80 G. MANSO	25.554	21	80 G. MANSO	28.770
22	8 B. IERACI	35.641	22	66 P. TONN	26.496	22	91 M. VANNUCCI	25.624	22	31 E. BARTOLINI	28.776
23	29 G. ZANNINI	35.678	23	11 F. NOVOTNY	26.510	23	47 F. SEABRIGHT	25.648	23	66 P. TONN	28.829
24	99 H. MAIER	35.765	24	41 R. TRAGNI	26.545	24	11 F. NOVOTNY	25.674	24	11 F. NOVOTNY	28.861
25	41 R. TRAGNI	35.897	25	22 M. GARCIA	26.565	25	71 I. BOLANO HERNANDEZ	25.675	25	8 B. IERACI	28.893
26	24 M. AGAZZI	35.954	26	62 K. FONTAINHA	26.566	26	31 E. BARTOLINI	25.678	26	85 K. SABATUCCI	28.895
27	62 K. FONTAINHA	36.136	27	80 G. MANSO	26.569	27	9 E. ERCOLANI	25.777	27	29 G. ZANNINI	28.910
28	71 I. BOLANO HERNANDEZ	36.214	28	24 M. AGAZZI	26.770	28	29 G. ZANNINI	25.877	28	24 M. AGAZZI	28.994
29	23 S. DI SORA	36.228	29	43 M. GAGGI	26.793	29	24 M. AGAZZI	25.929	29	9 E. ERCOLANI	29.110
30	80 G. MANSO	36.531	30	29 G. ZANNINI	26.806	30	23 S. DI SORA	25.996	30	17 R. BJUMAN	29.145
31	25 M. MARTELLA	37.891	31	25 M. MARTELLA	26.991	31	25 M. MARTELLA	26.191	31	25 M. MARTELLA	29.606

08/09/2024

These data/results cannot be reproduced, stored and/or transmitted in whole or in part by any manner of electronic, mechanical, photocopying, recording, broadcasting or otherwise now known or herein after developed without the previous express consent by the copyright owner, except for reproduction in daily press and regular printed publications on sale to the public within 60 days of the event related to those data/results and always provided that copyright symbol appears together as follows below.

© DORNA WSBK ORGANIZATION Srl 2024



Magny-Cours 4.411 m

Motul French Round, 6-8 September 2024
Lap Chart Race 2 - Red Flag

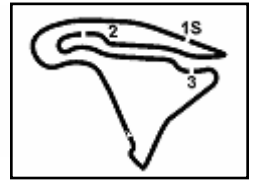
Lap	
1	2
1	1
2	99
3	57
4	88
5	56
6	38
7	55
8	26
9	58
10	7
11	48
12	91
13	77
14	22
15	85
16	31
17	66
18	47
19	9
20	8
21	43
22	17
23	11
24	80
25	23
26	62
27	71
28	41
29	24
30	29
31	25

08/09/2024

These data/results cannot be reproduced, stored and/or transmitted in whole or in part by any manner of electronic, mechanical, photocopying, recording, broadcasting or otherwise now known or herein after developed without the previous express consent by the copyright owner, except for reproduction in daily press and regular printed publications on sale to the public within 60 days of the event related to those data/results and always provided that copyright symbol appears together as follows below.

© DORNA WSBK ORGANIZATION Srl 2024





Magny-Cours 4.411 m

Motul French Round, 6-8 September 2024
Lap Chart Race 2 - Red Flag

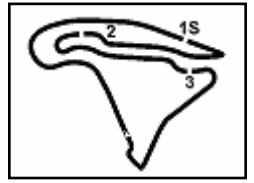
Lap 1		
1	1 J.Buis	1'54.577
2	99 H.Maier	0.241
3	57 A.Mahendra	0.424
4	88 D.Mogeda	0.620
5	56 G.Pratama	0.754
6	38 D.Salvador	0.974
7	55 U.Calatayud	1.089
8	26 M.Gennai	1.300
9	58 I.Iglesias Bravo	1.566
10	7 L.Veneman	1.649
11	48 J.Garcia Gonzalez	1.776
12	91 M.Vannucci	1.932
13	77 J.Osuna Saez	2.096
14	22 M.Garcia	2.329
15	85 K.Sabatucci	2.540
16	31 E.Bartolini	2.635
17	66 P.Tonn	2.876
18	47 F.Seabright	3.001
19	9 E.Ercolani	3.218
20	8 B.Ieraci	3.489
21	43 M.Gaggi	3.591
22	17 R.Bijman	3.745
23	11 F.Novotny	3.913
24	80 G.Manso	4.146
25	23 S.Di Sora	4.272
26	62 K.Fontainha	4.433
27	71 I.Bolano Hernandez	4.653
28	41 R.Tragni	4.847
29	24 M.Agazzi	5.213
30	29 G.Zannini	5.401
31	25 M.Martella	6.438

Lap 2		
1	1 J.Buis	3'48.256
2	56 G.Pratama	0.558
3	57 A.Mahendra	0.760
4	99 H.Maier	0.898
5	26 M.Gennai	1.230
6	88 D.Mogeda	1.383
7	7 L.Veneman	1.671
8	55 U.Calatayud	1.866
9	58 I.Iglesias Bravo	2.077
10	77 J.Osuna Saez	2.271
11	91 M.Vannucci	5.039
12	22 M.Garcia	5.252
13	66 P.Tonn	5.501
14	31 E.Bartolini	5.610
15	9 E.Ercolani	5.763
16	48 J.Garcia Gonzalez	5.871
17	85 K.Sabatucci	6.053
18	17 R.Bijman	6.239
19	47 F.Seabright	6.380
20	8 B.Ieraci	6.546
21	43 M.Gaggi	7.204
22	62 K.Fontainha	7.534
23	41 R.Tragni	7.879
24	71 I.Bolano Hernandez	8.252
25	80 G.Manso	9.417
26	29 G.Zannini	9.770
27	23 S.Di Sora	9.871
28	24 M.Agazzi	10.181
29	11 F.Novotny	10.518

08/09/2024

These data/results cannot be reproduced, stored and/or transmitted in whole or in part by any manner of electronic, mechanical, photocopying, recording, broadcasting or otherwise now known or herein after developed without the previous express consent by the copyright owner, except for reproduction in daily press and regular printed publications on sale to the public within 60 days of the event related to those data/results and always provided that copyright symbol appears together as follows below.

© DORNA WSBK ORGANIZATION Srl 2024



Magny-Cours 4.411 m

Race Pace Comparison

	1 Bui	56 Pra	57 Mah	99 Mai	26 Gen	88 Mog	7 Ven	55 Cal	58 Igl	77 Osu	91 Van	22 Gar	66 Ton	31 Bar
1	1'54.577	1'55.331	1'55.001	1'54.818	1'55.877	1'55.197	1'56.226	1'55.666	1'56.143	1'56.673	1'56.509	1'56.906	1'57.453	1'57.212
2	1'53.679	1'53.483	1'54.015	1'54.336	1'53.609	1'54.442	1'53.701	1'54.456	1'54.190	1'53.854	1'56.786	1'56.602	1'56.304	1'56.654

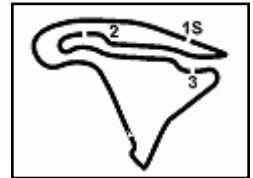
	9 Erc	48 GaJ	85 Sab	17 Bij	47 Sea	8 Ier	43 Gag	62 Fon	41 Tra	71 Bol	80 Man	29 Zan	23 DiS	24 Aga
1	1'57.795	1'56.353	1'57.117	1'58.322	1'57.578	1'58.066	1'58.168	1'59.010	1'59.424	1'59.230	1'58.723	1'59.978	1'58.849	1'59.790
2	1'56.224	1'57.774	1'57.192	1'56.173	1'57.058	1'56.736	1'57.292	1'56.780	1'56.711	1'57.278	1'58.950	1'58.048	1'59.278	1'58.647

	11 Nov	25 Mar	38 Sal
1	1'58.490	2'01.015	1'55.551
2	2'00.284		

08/09/2024

These data/results cannot be reproduced, stored and/or transmitted in whole or in part by any manner of electronic, mechanical, photocopying, recording, broadcasting or otherwise now known or herein after developed without the previous express consent by the copyright owner, except for reproduction in daily press and regular printed publications on sale to the public within 60 days of the event related to those data/results and always provided that copyright symbol appears together as follows below.

© DORNA WSBK ORGANIZATION Srl 2024



Magny-Cours 4.411 m

Motul French Round, 6-8 September 2024
Chronological Analysis Race 2 - Red Flag

Start at 12:45'42.662

1 / 2

1° 1 J. BUIS [1'53.679]							
Lap	Seg.1	Seg.2	Seg.3	Seg.4	Lap Time	km/h	Local Time
1		25.163	25.418	28.285	1'54.577	196,0	12:47'37.239
2	35.563	24.835	25.146	28.135	1'53.679	189,5	12:49'30.918
Last Passing Point FL at 12:49'30.918							

2° 56 G. PRATAMA [1'53.483]							
Lap	Seg.1	Seg.2	Seg.3	Seg.4	Lap Time	km/h	Local Time
1		25.684	25.408	28.388	1'55.331	193,2	12:47'37.993
2	35.145	25.067	25.105	28.166	1'53.483	196,4	12:49'31.476
Last Passing Point FL at 12:49'31.476							

3° 57 A. MAHENDRA [1'54.015]							
Lap	Seg.1	Seg.2	Seg.3	Seg.4	Lap Time	km/h	Local Time
1		25.582	25.436	28.542	1'55.001	183,4	12:47'37.663
2	35.611	25.017	25.134	28.253	1'54.015	192,5	12:49'31.678
Last Passing Point FL at 12:49'31.678							

4° 99 H. MAIER [1'54.336]							
Lap	Seg.1	Seg.2	Seg.3	Seg.4	Lap Time	km/h	Local Time
1		25.627	25.317	28.109	1'54.818	197,4	12:47'37.480
2	35.854	25.107	25.149	28.226	1'54.336	189,1	12:49'31.816
Last Passing Point FL at 12:49'31.816							

5° 26 M. GENNAI [1'53.609]							
Lap	Seg.1	Seg.2	Seg.3	Seg.4	Lap Time	km/h	Local Time
1		25.952	25.642	28.406	1'55.877	192,2	12:47'38.539
2	35.093	25.071	25.092	28.353	1'53.609	196,7	12:49'32.148
Last Passing Point FL at 12:49'32.148							

6° 88 D. MOGEDA [1'54.442]							
Lap	Seg.1	Seg.2	Seg.3	Seg.4	Lap Time	km/h	Local Time
1		25.849	25.416	28.534	1'55.197	188,8	12:47'37.859
2	35.234	25.778	25.186	28.244	1'54.442	194,2	12:49'32.301
Last Passing Point FL at 12:49'32.301							

7° 7 L. VENEMAN [1'53.701]							
Lap	Seg.1	Seg.2	Seg.3	Seg.4	Lap Time	km/h	Local Time
1		25.937	25.621	28.643	1'56.226	200,4	12:47'38.888
2	35.074	25.224	25.315	28.088	1'53.701	199,6	12:49'32.589
Last Passing Point FL at 12:49'32.589							

8° 55 U. CALATAYUD [1'54.456]							
Lap	Seg.1	Seg.2	Seg.3	Seg.4	Lap Time	km/h	Local Time
1		25.802	25.517	28.821	1'55.666	189,1	12:47'38.328
2	35.224	25.443	25.212	28.577	1'54.456	196,4	12:49'32.784
Last Passing Point FL at 12:49'32.784							

9° 58 I. IGLESIAS BRAVO [1'54.190]							
Lap	Seg.1	Seg.2	Seg.3	Seg.4	Lap Time	km/h	Local Time
1		25.904	26.028	28.477	1'56.143	195,3	12:47'38.805
2	35.359	25.456	25.195	28.180	1'54.190	196,7	12:49'32.995
Last Passing Point FL at 12:49'32.995							

10° 77 J. OSUNA SAEZ [1'53.854]							
Lap	Seg.1	Seg.2	Seg.3	Seg.4	Lap Time	km/h	Local Time
1		26.446	25.480	28.598	1'56.673	193,2	12:47'39.335
2	35.247	25.459	25.049	28.099	1'53.854	189,1	12:49'33.189
Last Passing Point FL at 12:49'33.189							

11° 91 M. VANNUCCI [1'56.786]							
Lap	Seg.1	Seg.2	Seg.3	Seg.4	Lap Time	km/h	Local Time
1		26.154	25.640	28.742	1'56.509	194,6	12:47'39.171
2	35.244	27.048	25.624	28.870	1'56.786	197,1	12:49'35.957
Last Passing Point FL at 12:49'35.957							

12° 22 M. GARCIA [1'56.602]							
Lap	Seg.1	Seg.2	Seg.3	Seg.4	Lap Time	km/h	Local Time
1		26.565	25.653	28.619	1'56.906	191,5	12:47'39.568
2	35.014	27.888	25.117	28.583	1'56.602	192,5	12:49'36.170

13° 66 P. TONN [1'56.304]							
Lap	Seg.1	Seg.2	Seg.3	Seg.4	Lap Time	km/h	Local Time
1		26.496	25.779	28.829	1'57.453	196,7	12:47'40.115
2	35.205	26.538	25.456	29.105	1'56.304	189,8	12:49'36.419
Last Passing Point FL at 12:49'36.419							

14° 31 E. BARTOLINI [1'56.654]							
Lap	Seg.1	Seg.2	Seg.3	Seg.4	Lap Time	km/h	Local Time
1		26.382	25.678	28.776	1'57.212	194,2	12:47'39.874
2	35.191	26.150	25.783	29.530	1'56.654	199,3	12:49'36.528
Last Passing Point FL at 12:49'36.528							

15° 9 E. ERCOLANI [1'56.224]							
Lap	Seg.1	Seg.2	Seg.3	Seg.4	Lap Time	km/h	Local Time
1		26.018	25.777	29.110	1'57.795	198,2	12:47'40.457
2	34.982	25.861	25.872	29.509	1'56.224	198,2	12:49'36.681
Last Passing Point FL at 12:49'36.681							

16° 48 J. GARCIA GONZALEZ [1'57.774]							
Lap	Seg.1	Seg.2	Seg.3	Seg.4	Lap Time	km/h	Local Time
1		26.116	25.501	28.507	1'56.353	194,6	12:47'39.015
2	35.384	27.772	25.501	29.117	1'57.774	194,9	12:49'36.789
Last Passing Point FL at 12:49'36.789							

17° 85 K. SABATUCCI [1'57.192]							
Lap	Seg.1	Seg.2	Seg.3	Seg.4	Lap Time	km/h	Local Time
1		26.298	25.976	28.940	1'57.117	195,3	12:47'39.779
2	35.376	27.628	25.293	28.895	1'57.192	198,5	12:49'36.971
Last Passing Point FL at 12:49'36.971							

18° 17 R. BIJMAN [1'56.173]							
Lap	Seg.1	Seg.2	Seg.3	Seg.4	Lap Time	km/h	Local Time
1		26.256	25.688	29.145	1'58.322	194,2	12:47'40.984
2	35.476	26.101	25.414	29.182	1'56.173	194,6	12:49'37.157
Last Passing Point FL at 12:49'37.157							

19° 47 F. SEABRIGHT [1'57.058]							
Lap	Seg.1	Seg.2	Seg.3	Seg.4	Lap Time	km/h	Local Time
1		25.932	25.648	28.706	1'57.578	191,5	12:47'40.240
2	35.215	27.429	25.750	28.664	1'57.058	189,8	12:49'37.298
Last Passing Point FL at 12:49'37.298							

20° 8 B. IERACI [1'56.736]							
Lap	Seg.1	Seg.2	Seg.3	Seg.4	Lap Time	km/h	Local Time
1		26.241	25.840	29.056	1'58.066	201,1	12:47'40.728
2	35.641	26.686	25.516	28.893	1'56.736	194,9	12:49'37.464
Last Passing Point FL at 12:49'37.464							

21° 43 M. GAGGI [1'57.292]							
Lap	Seg.1	Seg.2	Seg.3	Seg.4	Lap Time	km/h	Local Time
1		26.793	25.681	29.397	1'58.168	196,0	12:47'40.830
2	35.581	27.866	25.477	28.368	1'57.292	190,8	12:49'38.122
Last Passing Point FL at 12:49'38.122							

22° 62 K. FONTAINHA [1'56.780]							
Lap	Seg.1	Seg.2	Seg.3	Seg.4	Lap Time	km/h	Local Time
1		27.082	25.830	29.207	1'59.010	198,9	12:47'41.672
2	36.136	26.566	25.511	28.567	1'56.780	190,8	12:49'38.452
Last Passing Point FL at 12:49'38.452							

23° 41 R. TRAGNI [1'56.711]							
Lap	Seg.1	Seg.2	Seg.3	Seg.4	Lap Time	km/h	Local Time
1		26.545	26.298	29.050	1'59.424	192,5	12:47'42.086
2	35.897	26.562	25.535	28.717	1'56.711	195,3	12:49'38.797
Last Passing Point FL at 12:49'38.797							

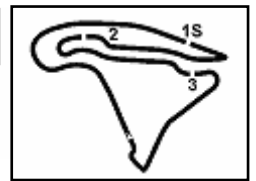
24° 71 I. BOLANO HERNANDEZ [1'57.278]							
Lap	Seg.1	Seg.2	Seg.3	Seg.4	Lap Time	km/h	Local Time
1		26.457	26.406	28.926	1'59.230	194,9	12:47'41.892

08/09/2024 P = Pits In/Dut - C = Lap Time Cancelled

These data/results cannot be reproduced, stored and/or transmitted in whole or in part by any manner of electronic, mechanical, photocopying, recording, broadcasting or otherwise now known or herein after developed without the previous express consent by the copyright owner, except for reproduction in daily press and regular printed publications on sale to the public within 60 days of the event related to those data/results and always provided that copyright symbol appears together as follows below.

© DORNA WSBK ORGANIZATION Srl 2024





Magny-Cours 4.411 m

Motul French Round, 6-8 September 2024


Weather Report Race 2 - Red Flag

Session started 12:46 - Session ended 12:50


Air Temperature




Track Temperature




Air Pressure



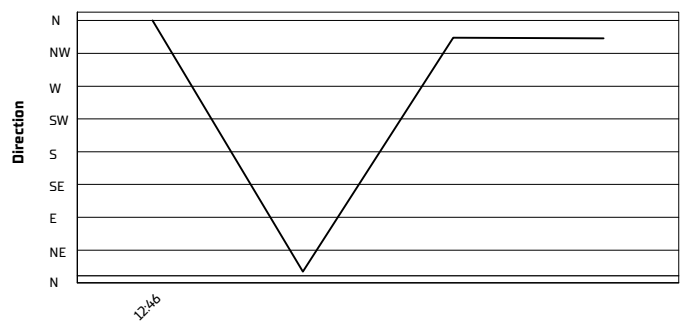
Humidity



Wind Speed



Wind Direction



08/09/2024

These data/results cannot be reproduced, stored and/or transmitted in whole or in part by any manner of electronic, mechanical, photocopying, recording, broadcasting or otherwise now known or herein after developed without the previous express consent by the copyright owner, except for reproduction in daily press and regular printed publications on sale to the public within 60 days of the event related to those data/results and always provided that copyright symbol appears together as follows below.

© DORNA WSBK ORGANIZATION Srl 2024