

Donington Park 4.023 m

Prosecco DOC UK Round, 12-14 July 2024

Chronological Analysis Race 1

Start at 14:00'02.371

1 / 5

1° 54 T. RAZGATLIOGLU [1'25.786]							
Lap	Seg1	Seg2	Seg3	Seg4	Lap Time	km/h	Local Time
1		23.978	21.878	22.622	1'29.999	268,7	14:01'32.370
2	18.648	24.055	21.786	22.420	1'26.909	268,7	14:02'59.279
3	18.373	23.560	21.562	22.291	1'25.786	269,3	14:04'25.065
4	18.518	23.739	21.655	22.379	1'26.291	270,7	14:05'51.356
5	18.539	23.678	21.643	22.484	1'26.344	269,3	14:07'17.700
6	18.570	23.681	21.692	22.602	1'26.545	269,3	14:08'44.245
7	18.539	23.577	21.546	22.482	1'26.144	268,7	14:10'10.389
8	18.564	23.725	21.616	22.487	1'26.392	268,0	14:11'36.781
9	18.612	23.859	21.751	22.536	1'26.758	268,0	14:13'03.539
10	18.584	23.794	21.566	22.391	1'26.335	270,7	14:14'29.874
11	18.556	23.686	21.615	22.430	1'26.287	270,0	14:15'56.161
12	18.512	23.811	21.766	22.542	1'26.631	272,0	14:17'22.792
13	18.627	23.785	21.732	22.588	1'26.732	268,0	14:18'49.524
14	18.590	23.778	21.671	22.588	1'26.627	270,7	14:20'16.151
15	18.576	23.791	21.757	22.495	1'26.619	268,7	14:21'42.770
16	18.628	23.917	21.744	22.603	1'26.892	268,7	14:23'09.662
17	18.804	23.950	21.948	22.744	1'27.446C	266,7	14:24'37.108
18	18.710	23.958	21.683	22.586	1'26.937	269,3	14:26'04.045
19	18.641	23.928	21.729	22.426	1'26.724	269,3	14:27'30.769
20	18.629	23.923	21.636	22.487	1'26.675	269,3	14:28'57.444
21	18.609	23.893	21.726	22.695	1'26.923	268,7	14:30'24.367
22	18.628	24.007	21.810	22.464	1'26.909	266,0	14:31'51.276
23	18.705	24.149	21.902	22.874	1'27.630	268,7	14:33'18.906

Race Time 33'16.555

10	18.591	23.889	21.719	22.651	1'26.850	274,8	14:14'38.960
11	18.535	23.783	21.665	22.675	1'26.658	274,1	14:16'05.618
12	18.589	23.963	21.609	22.703	1'26.864	277,6	14:17'32.482
13	18.636	23.895	21.787	22.758	1'27.076	272,0	14:18'59.558
14	18.577	24.038	21.819	22.559	1'26.993	274,8	14:20'26.551
15	18.632	23.899	21.781	22.777	1'27.089	273,4	14:21'53.640
16	18.585	23.983	21.740	22.814	1'27.122	274,1	14:23'20.762
17	18.559	24.125	21.963	22.774	1'27.421	272,7	14:24'48.183
18	18.663	24.080	21.872	22.785	1'27.400	275,5	14:26'15.583
19	18.599	24.092	21.770	22.676	1'27.137	272,0	14:27'42.720
20	18.637	24.138	21.798	22.833	1'27.406	275,5	14:29'10.126
21	18.535	24.114	21.800	22.729	1'27.178	270,7	14:30'37.304
22	18.708	24.094	21.909	22.706	1'27.417	273,4	14:32'04.721
23	18.581	24.161	21.886	22.724	1'27.352	273,4	14:33'32.073

Race Time 33'29.702

2° 22 A. LOWES [1'26.611]							
Lap	Seg1	Seg2	Seg3	Seg4	Lap Time	km/h	Local Time
1		24.551	21.647	23.035	1'31.674	271,4	14:01'34.045
2	18.658	23.833	21.587	22.695	1'26.773	269,3	14:03'00.818
3	18.777	23.705	21.686	22.822	1'26.990	270,7	14:04'27.808
4	18.654	23.819	21.619	22.785	1'26.877	270,0	14:05'54.685
5	18.625	23.907	21.706	22.670	1'26.908	266,0	14:07'21.593
6	18.560	23.775	21.607	22.669	1'26.611	269,3	14:08'48.204
7	18.614	23.936	21.760	22.846	1'27.156	266,0	14:10'15.360
8	18.614	23.815	21.961	22.737	1'27.127	267,3	14:11'42.487
9	18.650	23.832	21.577	22.735	1'26.794	266,7	14:13'09.281
10	18.697	23.832	21.640	22.864	1'27.033	270,7	14:14'36.314
11	18.577	24.013	21.711	22.864	1'27.165	270,7	14:16'03.479
12	18.645	24.009	21.644	22.797	1'27.095	270,7	14:17'30.574
13	18.827	23.851	21.715	22.773	1'27.166	264,7	14:18'57.740
14	18.703	23.822	21.844	22.592	1'26.961	270,0	14:20'24.701
15	18.664	24.104	21.816	22.658	1'27.242	264,1	14:21'51.943
16	18.719	23.942	21.820	22.678	1'27.159	262,8	14:23'19.102
17	18.651	23.973	21.769	22.581	1'26.974	264,7	14:24'46.076
18	18.713	23.966	21.791	22.783	1'27.253	264,1	14:26'13.329
19	18.779	24.012	21.780	22.683	1'27.254	264,7	14:27'40.583
20	18.707	23.987	21.777	22.542	1'27.013	262,8	14:29'07.596
21	18.601	24.270	21.796	22.630	1'27.297	263,4	14:30'34.893
22	18.921	24.118	21.877	22.740	1'27.656	263,4	14:32'02.549
23	18.872	24.109	21.991	22.769	1'27.741	264,7	14:33'30.290

Race Time 33'27.919

4° 11 N. BULEGA [1'26.717]							
Lap	Seg1	Seg2	Seg3	Seg4	Lap Time	km/h	Local Time
1		24.359	21.777	22.851	1'30.774	270,0	14:01'33.145
2	18.639	23.925	21.765	22.696	1'27.025	276,9	14:03'00.170
3	18.497	23.866	21.797	22.778	1'26.938	274,8	14:04'27.108
4	18.467	23.896	21.772	22.646	1'26.781	274,8	14:05'53.889
5	18.620	23.881	21.682	22.534	1'26.717	274,8	14:07'20.606
6	18.644	23.857	21.674	22.645	1'26.820	272,0	14:08'47.426
7	18.593	23.953	21.667	22.615	1'26.828	271,4	14:10'14.254
8	18.542	23.896	21.795	22.654	1'26.887	270,7	14:11'41.141
9	18.733	24.025	21.768	22.688	1'27.214	270,7	14:13'08.355
10	18.725	23.960	21.837	22.629	1'27.151	270,7	14:14'35.506
11	18.690	23.990	21.787	22.578	1'27.045	269,3	14:16'02.551
12	18.637	23.983	21.689	22.796	1'27.105	272,0	14:17'29.656
13	18.697	24.137	21.886	22.910	1'27.630	269,3	14:18'57.286
14	18.731	24.047	21.954	23.331	1'28.063	271,4	14:20'25.349
15	18.650	24.178	21.740	22.730	1'27.298	272,0	14:21'52.647
16	18.715	24.280	21.760	22.740	1'27.495	270,7	14:23'20.142
17	18.756	24.204	21.744	22.721	1'27.425	270,0	14:24'47.567
18	18.796	24.259	21.766	22.700	1'27.521	270,7	14:26'15.088
19	18.739	24.114	21.844	22.697	1'27.394	270,0	14:27'42.482
20	18.678	24.186	22.853	22.878	1'28.595	269,3	14:29'11.077
21	18.591	24.235	21.933	22.801	1'27.560	270,7	14:30'38.637
22	18.666	24.315	21.748	22.700	1'27.429	272,7	14:32'06.066
23	18.818	24.248	21.810	22.877	1'27.753	272,0	14:33'33.819

Race Time 33'31.448

3° 1 A. BAUTISTA [1'26.658]							
Lap	Seg1	Seg2	Seg3	Seg4	Lap Time	km/h	Local Time
1		24.753	21.886	22.848	1'32.177	278,4	14:01'34.548
2	18.832	24.114	21.925	22.794	1'27.665	277,6	14:03'02.213
3	18.756	23.841	21.768	22.726	1'27.091	276,9	14:04'29.304
4	18.726	24.162	21.763	22.829	1'27.480	272,0	14:05'56.784
5	18.684	23.972	21.800	22.857	1'27.313	272,0	14:07'24.097
6	18.585	23.956	21.764	22.748	1'27.053	273,4	14:08'51.150
7	18.508	23.912	21.750	22.795	1'26.965	272,7	14:10'18.115
8	18.505	23.848	21.950	22.786	1'27.089	272,7	14:11'45.204
9	18.591	23.842	21.737	22.736	1'26.906	272,7	14:13'12.110

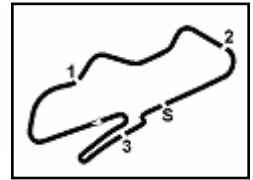
5° 65 J. REA [1'26.847]							
Lap	Seg1	Seg2	Seg3	Seg4	Lap Time	km/h	Local Time
1		24.548	21.737	23.038	1'31.909	270,0	14:01'34.280
2	18.704	24.248	21.844	23.016	1'27.812	269,3	14:03'02.092
3	18.663	23.929	21.991	22.988	1'27.571	268,0	14:04'29.663
4	18.574	24.272	21.968	23.031	1'27.845	269,3	14:05'57.508
5	18.664	23.913	21.879	22.758	1'27.214	264,1	14:07'24.722
6	18.925	23.871	21.640	22.813	1'27.249	266,0	14:08'51.971
7	18.619	24.033	21.683	22.820	1'27.155	264,7	14:10'19.126
8	18.628	23.827	21.743	22.718	1'26.916	265,4	14:11'46.042
9	18.546	23.896	21.699	22.720	1'26.861	266,7	14:13'12.903
10	18.596	23.877	21.657	22.717	1'26.847	267,3	14:14'39.750
11	18.609	23.907	21.656	22.742	1'26.914	266,7	14:16'06.664
12	18.592	24.069	21.738	22.872	1'27.271	265,4	14:17'33.935
13	18.617	23.891	21.806	22.812	1'27.126	264,1	14:19'01.061
14	18.577	24.001	21.860	23.029	1'27.467	265,4	14:20'28.528
15	18.739	23.914	21.841	22.874	1'27.368	262,8	14:21'55.896
16	18.625	23.940	21.785	22.770	1'27.120	264,1	14:23'23.016
17	18.568	24.035	21.937	22.794	1'27.334	264,7	14:24'50.350
18	18.641	24.072	21.803	22.849	1'27.365	266,0	14:26'17.715
19	18.630	24.029	21.860	22.990	1'27.509	266,0	14:27'45.224
20	18.691	24.028	21.743	22.965	1'27.427	264,7	14:29'12.651

13/07/2024

P = Pits In/Out - C = Lap Time Cancelled

These data/results cannot be reproduced, stored and/or transmitted in whole or in part by any manner of electronic, mechanical, photocopying, recording, broadcasting or otherwise now known or herein after developed without the previous express consent by the copyright owner, except for reproduction in daily press and regular printed publications on sale to the public within 60 days of the event related to those data/results and always provided that copyright symbol appears together as follows below.

© DORNA WSBK ORGANIZATION



Donington Park 4.023 m

Prosecco DOC UK Round, 12-14 July 2024
Chronological Analysis Race 1

Start at 14:00'02.371

2 / 5

21	18.593	24.113	22.139	22.870	1'27.715	268,7	14:30'40.366
22	18.599	24.171	21.897	22.761	1'27.428	262,1	14:32'07.794
23	18.591	24.050	21.972	22.848	1'27.461	262,8	14:33'35.255

Race Time 33'32.884

6° 55 A. LOCATELLI [1'26.951]							
Lap	Seg.1	Seg.2	Seg.3	Seg.4	Lap Time	km/h	Local Time
1		24.057	21.699	22.924	1'30.594	268,7	14:01'32.965
2	18.555	24.014	22.061	22.875	1'27.505	268,7	14:03'00.470
3	18.577	23.867	21.806	22.786	1'27.036	266,7	14:04'27.506
4	18.534	23.832	21.717	22.868	1'26.951	269,3	14:05'54.457
5	18.679	24.200	21.766	22.858	1'27.503	268,0	14:07'21.960
6	18.660	23.932	21.670	22.705	1'26.967	266,7	14:08'48.927
7	18.660	23.942	21.803	22.850	1'27.255	264,7	14:10'16.182
8	18.608	23.858	21.722	22.847	1'27.035	267,3	14:11'43.217
9	18.603	24.013	21.741	22.878	1'27.235	265,4	14:13'10.452
10	18.693	24.073	21.753	22.844	1'27.363	267,3	14:14'37.815
11	18.607	24.028	21.740	22.832	1'27.207	265,4	14:16'05.022
12	18.637	24.068	21.646	22.869	1'27.220	265,4	14:17'32.242
13	18.687	23.926	22.138	22.997	1'27.748	260,9	14:18'59.990
14	18.645	24.100	21.780	22.882	1'27.407	268,0	14:20'27.397
15	18.674	24.053	21.789	22.894	1'27.410	264,7	14:21'54.807
16	18.701	24.225	21.796	23.029	1'27.751	264,1	14:23'22.558
17	18.687	24.091	21.998	22.647	1'27.423	260,9	14:24'49.981
18	18.696	24.035	21.778	22.848	1'27.357	265,4	14:26'17.338
19	18.724	24.119	21.956	22.782	1'27.581	265,4	14:27'44.919
20	18.636	24.105	21.874	22.791	1'27.406	263,4	14:29'12.325
21	18.708	24.192	22.408	23.190	1'28.498	265,4	14:30'40.823
22	18.610	24.603	21.689	22.637	1'27.539	264,1	14:32'08.362
23	18.619	24.018	21.802	22.716	1'27.155	265,4	14:33'35.517

Race Time 33'33.146

7° 9 D. PETRUCCI [1'26.946]							
Lap	Seg.1	Seg.2	Seg.3	Seg.4	Lap Time	km/h	Local Time
1		24.737	22.609	22.829	1'33.024	277,6	14:01'35.395
2	18.542	23.988	21.869	23.055	1'27.454	277,6	14:03'02.849
3	18.722	24.088	21.758	22.745	1'27.313	274,1	14:04'30.162
4	18.517	24.063	22.081	23.161	1'27.822	278,4	14:05'57.984
5	18.657	24.060	21.891	22.687	1'27.295	276,2	14:07'25.279
6	18.562	23.898	21.810	22.703	1'26.973	275,5	14:08'52.252
7	18.495	24.077	21.706	22.813	1'27.091	276,9	14:10'19.343
8	18.614	23.876	21.714	22.795	1'26.999	275,5	14:11'46.342
9	18.647	23.929	21.706	22.838	1'27.120	274,1	14:13'13.462
10	18.584	23.908	21.753	23.143	1'27.388	274,1	14:14'40.850
11	18.585	24.045	21.838	22.813	1'27.281	271,4	14:16'08.131
12	18.641	23.975	21.747	22.825	1'27.188	273,4	14:17'35.319
13	18.575	23.863	21.749	22.759	1'26.946	270,7	14:19'02.265
14	18.514	24.017	21.772	22.752	1'27.055	272,0	14:20'29.320
15	18.600	23.895	21.744	22.853	1'27.092	270,0	14:21'56.412
16	18.533	24.054	21.787	22.767	1'27.141	273,4	14:23'23.553
17	18.535	23.954	21.874	22.775	1'27.138	272,7	14:24'50.691
18	18.600	24.069	21.880	22.871	1'27.420	274,8	14:26'18.111
19	18.664	23.947	21.913	22.869	1'27.393	274,1	14:27'45.504
20	18.682	24.051	21.984	22.808	1'27.525	274,8	14:29'13.029
21	18.683	24.113	21.909	22.928	1'27.633	274,1	14:30'40.662
22	18.592	25.051	21.889	22.846	1'28.378	273,4	14:32'09.040
23	18.582	24.201	21.825	22.892	1'27.500	272,7	14:33'36.540

Race Time 33'34.169

8° 77 D. AEGERTER [1'27.366]							
Lap	Seg.1	Seg.2	Seg.3	Seg.4	Lap Time	km/h	Local Time
1		24.683	22.144	23.120	1'32.568	271,4	14:01'34.939
2	18.637	24.064	21.942	22.914	1'27.557	271,4	14:03'02.496
3	18.752	23.761	21.863	23.035	1'27.411	271,4	14:04'29.907
4	18.559	24.133	21.949	23.188	1'27.829	270,0	14:05'57.736
5	18.621	24.182	22.151	23.136	1'28.090	268,0	14:07'25.826

13/07/2024 P = Pits In/Out - C = Lap Time Cancelled

These data/results cannot be reproduced, stored and/or transmitted in whole or in part by any manner of electronic, mechanical, photocopying, recording, broadcasting or otherwise now known or herein after developed without the previous express consent by the copyright owner, except for reproduction in daily press and regular printed publications on sale to the public within 60 days of the event related to those data/results and always provided that copyright symbol appears together as follows below.

© DORNA WSBK ORGANIZATION Srl 2024

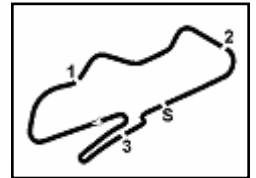
6	18.728	23.980	21.876	22.949	1'27.533	270,7	14:08'53.359
7	18.633	23.987	21.946	22.893	1'27.459	267,3	14:10'20.818
8	18.641	23.937	21.879	23.013	1'27.470	267,3	14:11'48.288
9	18.829	24.010	21.927	23.408	1'28.174	266,7	14:13'16.462
10	18.758	24.126	21.953	22.854	1'27.691	268,0	14:14'44.153
11	18.646	23.908	21.906	23.017	1'27.477	266,7	14:16'11.630
12	18.578	24.041	21.910	22.982	1'27.511	266,7	14:17'39.141
13	18.666	23.917	21.979	22.957	1'27.519	263,4	14:19'06.660
14	18.574	23.909	21.876	23.007	1'27.366	267,3	14:20'34.026
15	18.673	23.952	21.939	23.110	1'27.674	266,0	14:22'01.700
16	18.666	24.030	22.010	22.932	1'27.638	264,1	14:23'29.338
17	18.678	24.053	21.945	22.926	1'27.602	260,9	14:24'56.940
18	18.685	24.091	21.931	22.928	1'27.635	262,8	14:26'24.575
19	18.858	24.257	22.059	23.054	1'28.228	264,1	14:27'52.803
20	18.658	24.072	21.843	22.959	1'27.532	263,4	14:29'20.335
21	18.609	24.120	21.969	22.919	1'27.617	266,0	14:30'47.952
22	18.643	24.321	22.087	23.057	1'28.108	262,8	14:32'16.060
23	18.614	24.152	21.796	22.932	1'27.494	268,7	14:33'43.554

Race Time 33'41.183

9° 60 M. VAN DER MARK [1'27.265]							
Lap	Seg.1	Seg.2	Seg.3	Seg.4	Lap Time	km/h	Local Time
1		24.408	21.801	23.187	1'31.743	270,7	14:01'34.114
2	18.762	24.447	22.203	23.121	1'28.533	272,7	14:03'02.647
3	19.122	24.435	21.850	22.826	1'28.233	272,7	14:04'30.880
4	18.684	24.163	21.749	22.854	1'27.450	270,0	14:05'58.330
5	18.597	23.957	21.916	22.795	1'27.265	271,4	14:07'25.595
6	18.792	23.995	21.830	22.763	1'27.380	269,3	14:08'52.975
7	18.754	24.122	21.846	22.770	1'27.492	268,7	14:10'20.467
8	18.751	24.067	21.781	22.869	1'27.468	268,7	14:11'47.935
9	18.712	23.985	21.795	22.805	1'27.297	268,7	14:13'15.232
10	18.828	24.025	21.823	22.766	1'27.442	267,3	14:14'42.674
11	18.736	24.071	22.004	22.823	1'27.634	266,0	14:16'10.308
12	18.749	24.248	21.799	22.895	1'27.691	269,3	14:17'37.999
13	18.832	24.256	21.909	22.842	1'27.839	266,0	14:19'05.838
14	18.840	24.158	21.956	22.712	1'27.666	268,7	14:20'33.504
15	18.829	24.043	21.996	22.882	1'27.750	267,3	14:22'01.254
16	18.845	23.993	21.999	22.698	1'27.535	265,4	14:23'28.789
17	18.737	24.079	21.930	22.673	1'27.419	264,7	14:24'56.208
18	18.872	24.122	22.040	23.089	1'28.123	262,1	14:26'24.331
19	18.954	24.273	22.026	22.689	1'27.942	266,7	14:27'52.273
20	18.919	24.091	21.934	22.645	1'27.589	264,7	14:29'19.862
21	18.867	24.182	21.975	22.710	1'27.734	265,4	14:30'47.596
22	18.847	24.361	22.068	22.747	1'28.023	265,4	14:32'15.619
23	18.828	24.204	21.897	23.457	1'28.386	267,3	14:33'44.005

Race Time 33'41.634

10° 87 R. GARDNER [1'27.199]							
Lap	Seg.1	Seg.2	Seg.3	Seg.4	Lap Time	km/h	Local Time
1		24.798	23.426	23.634	1'34.613	273,4	14:01'36.984
2	18.971	24.130	21.881	22.954	1'27.936	271,4	14:03'04.920
3	18.761	24.009	21.764	22.869	1'27.403	266,7	14:04'32.323
4	18.480	23.910	22.180	22.913	1'27.483	266,0	14:05'59.806
5	18.611	23.976	21.942	23.066	1'27.585	266,7	14:07'27.391
6	18.590	23.940	21.746	22.932	1'27.208	268,7	14:08'54.599
7	18.707	25.149	21.894	23.106	1'28.856	263,4	14:10'23.455
8	18.694	23.984	21.936	22.792	1'27.406	265,4	14:11'50.861
9	18.660	23.956	21.932	22.869	1'27.417	265,4	14:13'18.278
10	18.643	24.002	21.884	22.893	1'27.422	267,3	14:14'45.700
11	18.568	23.979	21.869	22.783	1'27.199	267,3	14:16'12.899
12	18.637	24.011	21.866	22.849	1'27.363	268,0	14:17'40.262
13	18.677	24.041	21.894	22.889	1'2		



Donington Park 4.023 m

Prosecco DOC UK Round, 12-14 July 2024
Chronological Analysis Race 1

Start at 14:00'02.371

3 / 5

17	18.759	23.954	21.942	23.028	1'27.683	264,1	14:24'58.420	2	18.892	24.147	21.799	23.038	1'27.876	269,3	14:03'04.754	
18	18.619	24.108	21.983	22.975	1'27.685	263,4	14:26'26.105	3	18.862	24.554	21.948	23.014	1'28.378	268,7	14:04'33.132	
19	18.667	24.177	22.042	22.989	1'27.875	262,8	14:27'53.980	4	18.814	24.099	21.878	22.935	1'27.726	266,7	14:06'00.858	
20	18.597	24.163	21.956	22.909	1'27.625	264,1	14:29'21.605	5	18.849	24.094	21.929	23.088	1'27.960	267,3	14:07'28.818	
21	18.665	24.125	21.967	22.913	1'27.670	264,1	14:30'49.275	6	18.824	24.064	21.839	22.801	1'27.528	263,4	14:08'56.346	
22	18.675	24.132	21.929	22.837	1'27.573	262,8	14:32'16.848	7	18.837	24.127	21.793	22.968	1'27.725	266,0	14:10'24.071	
23	18.667	24.175	21.935	22.844	1'27.621	264,1	14:33'44.469	8	18.987	24.071	21.702	22.793	1'27.553	267,3	14:11'51.624	
								Race Time 33'42.098	9	18.857	24.226	21.731	22.826	1'27.640	266,0	14:13'19.264
									10	18.932	24.050	21.798	23.170	1'27.950	267,3	14:14'47.214
									11	18.882	24.179	21.825	22.922	1'27.808	268,0	14:16'15.022
									12	18.937	24.098	21.828	22.952	1'27.815	267,3	14:17'42.837
									13	18.904	24.116	21.922	22.942	1'27.884	266,0	14:19'10.721
									14	18.832	24.119	21.899	22.930	1'27.780	267,3	14:20'38.501
									15	18.835	24.116	21.814	22.857	1'27.622	266,0	14:22'06.123
									16	18.877	24.128	21.919	22.879	1'27.803	263,4	14:23'33.926
									17	18.880	24.132	21.853	22.864	1'27.729	264,1	14:25'01.655
									18	18.870	24.255	22.000	22.908	1'28.033	264,7	14:26'29.688
									19	18.980	24.149	21.912	22.837	1'27.878	264,7	14:27'57.566
									20	18.943	24.116	21.943	22.876	1'27.878	264,7	14:29'25.444
									21	18.894	24.201	21.902	22.766	1'27.763	264,7	14:30'53.207
									22	18.946	24.232	21.848	22.830	1'27.856	264,7	14:32'21.063
									23	18.898	24.244	21.882	23.029	1'28.053	266,0	14:33'49.116
								Race Time 33'46.745								

11° 29 A. IANNONE (1'27.208)

Lap	Seg1	Seg2	Seg3	Seg4	Lap Time	km/h	Local Time	
1		25.159	22.500	23.664	1'34.894	269,3	14:01'37.265	
2	19.298	24.165	21.901	23.423	1'28.787	276,9	14:03'06.052	
3	18.811	23.908	21.968	23.003	1'27.690	270,0	14:04'33.742	
4	18.819	24.083	21.798	23.000	1'27.700	271,4	14:06'01.442	
5	18.733	24.040	22.057	22.862	1'27.692	275,5	14:07'29.134	
6	18.890	23.878	21.921	22.937	1'27.626	269,3	14:08'56.760	
7	18.684	24.057	21.805	23.013	1'27.559	274,1	14:10'24.319	
8	19.006	23.975	21.763	22.902	1'27.646	272,0	14:11'51.965	
9	18.721	24.265	21.901	22.912	1'27.799	270,7	14:13'19.764	
10	18.618	24.002	21.739	22.849	1'27.208	272,7	14:14'46.972	
11	18.741	24.095	22.048	23.036	1'27.920	270,7	14:16'14.892	
12	18.623	23.982	21.887	22.818	1'27.310	270,0	14:17'42.202	
13	18.957	24.113	21.970	22.985	1'28.025	265,4	14:19'10.227	
14	18.605	23.906	21.909	22.813	1'27.233	268,7	14:20'37.460	
15	18.547	24.068	21.785	22.863	1'27.263	268,7	14:22'04.723	
16	18.617	24.105	21.878	22.978	1'27.578	267,3	14:23'32.301	
17	18.648	23.947	22.054	22.817	1'27.466	270,7	14:24'59.767	
18	18.645	24.304	21.806	22.844	1'27.599	268,7	14:26'27.366	
19	18.863	24.070	21.929	22.932	1'27.794	271,4	14:27'55.160	
20	18.719	24.048	21.977	23.083	1'27.827	271,4	14:29'22.987	
21	18.709	24.010	21.900	23.062	1'27.681	268,0	14:30'50.668	
22	18.763	24.060	21.889	22.890	1'27.602	269,3	14:32'18.270	
23	18.778	24.280	21.965	22.885	1'27.908	268,7	14:33'46.187	
								Race Time 33'43.808

14° 31 G. GERLOFF (1'27.378)

Lap	Seg1	Seg2	Seg3	Seg4	Lap Time	km/h	Local Time	
1			25.096	23.086	23.634	1'34.738	272,7	14:01'37.109
2	18.953	24.297	21.760	23.031	1'28.041	275,5	14:03'05.150	
3	18.896	24.334	22.740	22.884	1'28.854	272,0	14:04'34.004	
4	18.741	24.167	21.856	23.017	1'27.781	274,1	14:06'01.785	
5	18.676	24.074	22.113	23.351	1'28.214	275,5	14:07'29.999	
6	18.767	24.156	21.881	22.940	1'27.744	275,5	14:08'57.743	
7	18.628	24.082	21.907	22.971	1'27.588	271,4	14:10'25.331	
8	18.673	24.124	21.875	23.069	1'27.741	274,8	14:11'53.072	
9	18.774	24.069	21.878	23.003	1'27.724	274,1	14:13'20.796	
10	18.687	24.151	21.853	22.952	1'27.643	272,7	14:14'48.439	
11	18.612	24.113	21.730	22.926	1'27.381	275,5	14:16'15.820	
12	18.641	24.239	21.711	23.057	1'27.648	275,5	14:17'43.468	
13	18.660	24.304	21.892	23.035	1'27.891	274,1	14:19'11.359	
14	18.751	24.140	21.780	23.153	1'27.824	275,5	14:20'39.183	
15	18.698	24.344	21.767	23.081	1'27.890	274,1	14:22'07.073	
16	18.568	24.158	21.821	23.042	1'27.589	274,1	14:23'34.662	
17	18.637	24.055	21.830	22.856	1'27.378	270,7	14:25'02.040	
18	18.665	24.309	21.885	22.932	1'27.791	273,4	14:26'29.831	
19	18.904	24.271	21.905	22.861	1'27.941	271,4	14:27'57.772	
20	18.797	24.410	21.798	22.910	1'27.915	273,4	14:29'25.687	
21	18.722	24.358	21.817	22.868	1'27.765	274,1	14:30'53.452	
22	18.735	24.377	21.802	22.921	1'27.835	272,0	14:32'21.287	
23	18.724	24.376	21.841	23.145	1'28.086	275,5	14:33'49.373	
								Race Time 33'47.002

12° 47 A. BASSANI (1'27.309)

Lap	Seg1	Seg2	Seg3	Seg4	Lap Time	km/h	Local Time	
1		24.821	22.429	23.170	1'33.434	270,7	14:01'35.805	
2	18.661	24.081	21.702	22.906	1'27.350	272,0	14:03'03.155	
3	18.681	24.048	21.776	22.910	1'27.415	273,4	14:04'30.570	
4	18.692	24.352	22.030	22.973	1'28.047	270,0	14:05'58.617	
5	18.641	24.027	22.060	22.958	1'27.686	263,4	14:07'26.303	
6	18.626	24.011	21.732	22.940	1'27.309	272,0	14:08'53.612	
7	18.631	24.155	21.760	22.878	1'27.424	271,4	14:10'21.036	
8	18.762	24.106	21.763	22.883	1'27.514	269,3	14:11'48.550	
9	18.700	24.156	21.770	22.936	1'27.562	270,7	14:13'16.112	
10	18.868	24.282	21.983	23.092	1'28.225	267,3	14:14'44.337	
11	18.739	24.225	21.816	22.844	1'27.624	267,3	14:16'11.961	
12	18.754	24.165	21.743	23.132	1'27.794	264,7	14:17'39.755	
13	18.860	24.233	22.104	23.124	1'28.321	264,7	14:19'08.076	
14	18.884	24.304	21.930	22.860	1'27.978	267,3	14:20'36.054	
15	18.903	24.171	21.895	22.809	1'27.778	268,7	14:22'03.832	
16	18.929	24.160	21.933	22.753	1'27.775	261,5	14:23'31.607	
17	18.767	24.145	21.978	22.792	1'27.682	261,5	14:24'59.289	
18	18.766	24.103	21.901	22.968	1'27.738	264,1	14:26'27.027	
19	18.836	24.190	21.988	22.854	1'27.868	266,0	14:27'54.895	
20	18.731	24.176	22.274	23.147	1'28.328	265,4	14:29'23.223	
21	18.996	24.268	21.907	22.970	1'28.141	266,0	14:30'51.364	
22	18.867	24.432	22.017	22.948	1'28.264	264,1	14:32'19.628	
23	18.834	24.341	21.982	22.959	1'28.116	264,1	14:33'47.744	
								Race Time 33'45.373

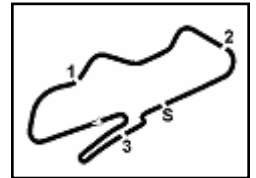
13° 71. LECUONA (1'27.528)

Lap	Seg1	Seg2	Seg3	Seg4	Lap Time	km/h	Local Time
1		25.112	22.419	23.497	1'34.507	270,0	14:01'36.878

15° 21 M. RINALDI (1'27.491)

Lap	Seg1	Seg2	Seg3	Seg4	Lap Time	km/h	Local Time	
1			24.919	22.566	24.003	1'34.817	268,7	14:01'37.188
2	19.127	24.323	21.828	23.088	1'28.366	273,4	14:03'05.554	
3	18.879	24.187	21.927	22.968	1'27.961	271,4	14:04'33.515	
4	18.770	24.045	21.892	22.987	1'27.694	270,7	14:06'01.209	
5	18.780	24.057	22.468	23.253	1'28.558	270,0	14:07'29.767	
6	18.843	24.009	21.878	22.934	1'27.664	269,3	14:08'57.431	
7	18.696	23.992	21.925	23.041	1'27.654	268,0	14:10'25.085	
8	18.722	24.047	21.945	22.869	1'27.583	268,0	14:11'52.668	
9	18.917	24.062	21.988	22.910	1'27.877	270,0	14:13'20.545	
10	18.789	24.036	21.828	22.986	1'27.639	269,3	14:14'48.184	
11	18.703	23.954	21.771	23.063	1'27.491	272,0	14:16'15.675	
12	18.680	24.122	21.748	23.012	1'27.562	271,4	14:17'43.237	

13/07/2024 P =



Prosecco DOC UK Round, 12-14 July 2024
Chronological Analysis Race 1

Start at 14:00'02.371

Race Time 34'01.320

13	18.806	24.196	21.914	23.060	1'27.976	267,3	14:19'11.213
14	18.745	24.062	21.836	23.118	1'27.761	271,4	14:20'38.974
15	18.693	24.191	21.856	22.943	1'27.683	268,0	14:22'06.657
16	18.719	24.106	21.979	22.989	1'27.793	269,3	14:23'34.450
17	18.792	24.313	21.968	23.066	1'28.139	270,7	14:25'02.589
18	18.827	24.216	21.957	23.063	1'28.063	268,7	14:26'30.652
19	18.850	24.235	22.012	23.025	1'28.122	268,0	14:27'58.774
20	18.848	24.127	22.007	23.105	1'28.087	267,3	14:29'26.861
21	18.806	24.305	22.071	23.108	1'28.290	268,7	14:30'55.151
22	18.794	24.356	21.952	23.192	1'28.294	268,0	14:32'23.445
23	18.868	24.352	22.265	23.282	1'28.767	268,0	14:33'52.212

Race Time 33'49.841

16°		28 B. RAY [1'27.689]					
Lap	Seg1	Seg2	Seg3	Seg4	Lap Time	km/h	Local Time
1		25.031	22.741	23.935	1'35.127	265,4	14:01'37.498
2	19.185	24.355	22.049	23.252	1'28.841	268,0	14:03'06.339
3	18.801	24.096	22.220	23.116	1'28.233	267,3	14:04'34.572
4	18.665	24.209	21.866	22.949	1'27.689	268,0	14:06'02.261
5	18.699	24.198	21.862	23.252	1'28.011	266,0	14:07'30.272
6	18.737	24.204	21.805	23.082	1'27.828	268,0	14:08'58.100
7	18.755	24.285	21.921	22.982	1'27.943	264,1	14:10'26.043
8	18.877	24.430	21.990	23.037	1'28.334	264,1	14:11'54.377
9	18.842	24.411	22.058	23.265	1'28.576	262,1	14:13'22.953
10	18.904	24.317	22.410	23.072	1'28.703	263,4	14:14'51.656
11	18.836	24.362	22.324	23.423	1'28.945C	264,1	14:16'20.601
12	18.969	24.325	21.918	23.079	1'28.291	266,0	14:17'48.892
13	18.953	24.492	22.107	23.099	1'28.651	261,5	14:19'17.543
14	18.888	24.525	22.151	23.165	1'28.729	265,4	14:20'46.272
15	18.897	24.495	22.116	23.161	1'28.669	265,4	14:22'14.941
16	18.959	24.442	22.234	23.126	1'28.761	262,1	14:23'43.702
17	18.919	24.431	22.192	23.099	1'28.641	262,1	14:25'12.343
18	18.897	24.485	22.130	23.078	1'28.590	262,8	14:26'40.933
19	18.936	24.579	22.052	23.136	1'28.703	265,4	14:28'09.636
20	18.935	24.457	22.015	22.866	1'28.273	261,5	14:29'37.909
21	18.833	24.445	22.128	22.858	1'28.264	260,2	14:31'06.173
22	18.933	24.444	22.148	23.026	1'28.551	260,9	14:32'34.724
23	18.876	24.474	22.049	23.027	1'28.426	261,5	14:34'03.150

Race Time 34'00.779

17°		53 T. RABAT [1'27.906]					
Lap	Seg1	Seg2	Seg3	Seg4	Lap Time	km/h	Local Time
1		25.202	22.527	24.377	1'35.812	266,7	14:01'38.183
2	19.165	24.304	21.987	23.085	1'28.541	269,3	14:03'06.724
3	19.259	24.235	22.030	22.924	1'28.448	268,7	14:04'35.172
4	18.956	24.341	21.945	22.874	1'28.116	272,0	14:06'03.288
5	18.929	24.559	21.965	22.764	1'28.217	267,3	14:07'31.505
6	18.971	24.388	21.824	22.723	1'27.906	270,7	14:08'59.411
7	19.081	24.436	21.907	22.831	1'28.255	268,0	14:10'27.666
8	18.905	24.354	21.962	22.792	1'28.013	269,3	14:11'55.679
9	18.924	24.473	21.951	22.923	1'28.271	266,7	14:13'23.950
10	18.975	24.413	21.962	22.964	1'28.314	270,0	14:14'52.264
11	18.932	24.297	21.961	23.287	1'28.477	268,7	14:16'20.741
12	19.110	24.458	21.832	23.027	1'28.427	268,7	14:17'49.168
13	19.076	24.517	21.973	23.052	1'28.618	264,1	14:19'17.786
14	19.140	24.545	22.051	23.046	1'28.782	264,7	14:20'46.568
15	18.968	24.512	22.001	23.069	1'28.550	264,1	14:22'15.118
16	19.139	24.528	22.099	23.084	1'28.850	266,7	14:23'43.968
17	18.985	24.464	22.007	23.095	1'28.551	259,0	14:25'12.519
18	19.010	24.391	22.086	23.115	1'28.602	259,0	14:26'41.121
19	19.039	24.506	21.925	23.197	1'28.667	266,0	14:28'09.788
20	19.185	24.556	22.016	23.023	1'28.780	263,4	14:29'38.568
21	18.936	24.426	22.028	22.944	1'28.334	264,7	14:31'06.902
22	18.940	24.443	21.940	22.985	1'28.308	267,3	14:32'35.210
23	18.935	24.390	21.890	23.266	1'28.481	266,7	14:34'03.691

13/07/2024 P = Pits In/Out - C = Lap Time Cancelled

These data/results cannot be reproduced, stored and/or transmitted in whole or in part by any manner of electronic, mechanical, photocopying, recording, broadcasting or otherwise now known or herein after developed without the previous express consent by the copyright owner, except for reproduction in daily press and regular printed publications on sale to the public within 60 days of the event related to those data/results and always provided that copyright symbol appears together as follows below.

© DORNA WSBK ORGANIZATION Srl 2024

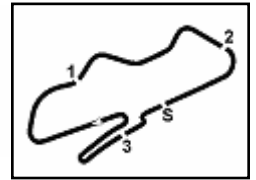
18°		5 P. OETTL [1'27.784]					
Lap	Seg1	Seg2	Seg3	Seg4	Lap Time	km/h	Local Time
1		25.225	22.466	24.166	1'35.723	264,1	14:01'38.094
2	18.910	24.299	21.971	23.368	1'28.548	266,7	14:03'06.642
3	18.970	24.156	22.158	23.049	1'28.333	263,4	14:04'34.975
4	18.799	24.136	22.014	22.930	1'27.879	265,4	14:06'02.854
5	18.739	24.191	22.010	23.118	1'28.058	264,7	14:07'30.912
6	18.775	24.101	21.939	22.969	1'27.784	264,1	14:08'58.696
7	18.832	24.277	21.874	22.999	1'27.982	264,1	14:10'26.678
8	18.844	24.329	21.982	22.990	1'28.145	262,1	14:11'54.823
9	18.925	24.277	22.238	23.068	1'28.508C	263,4	14:13'23.331
10	18.882	24.366	22.212	23.118	1'28.578	264,1	14:14'51.909
11	18.930	24.342	22.102	23.036	1'28.410	264,1	14:16'20.319
12	18.858	24.288	22.002	23.120	1'28.268	261,5	14:17'48.587
13	19.001	24.427	22.131	23.119	1'28.678	260,9	14:19'17.265
14	18.901	24.523	22.145	23.070	1'28.639	260,9	14:20'45.904
15	18.959	24.483	22.191	23.078	1'28.711	257,8	14:22'14.615
16	19.032	24.410	22.293	23.150	1'28.885	257,1	14:23'43.500
17	18.851	24.437	22.112	23.118	1'28.518	257,1	14:25'12.018
18	18.937	24.525	22.187	23.036	1'28.685	258,4	14:26'40.703
19	19.001	24.489	22.146	23.107	1'28.743	258,4	14:28'09.446
20	19.311	24.467	22.014	23.081	1'28.873	264,1	14:29'38.319
21	18.826	24.356	22.014	23.146	1'28.342	262,1	14:31'06.661
22	18.803	24.342	22.004	23.195	1'28.344	263,4	14:32'35.005
23	18.831	24.425	21.976	23.978	1'29.210	263,4	14:34'04.215

Race Time 34'01.844

19°		14 S. LOWES [1'27.364]					
Lap	Seg1	Seg2	Seg3	Seg4	Lap Time	km/h	Local Time
1		24.379	21.846	23.074	1'31.503	271,4	14:01'33.874
2	18.747	24.445	21.937	22.796	1'27.925	269,3	14:03'01.799
3	18.680	23.990	21.873	22.821	1'27.364	270,7	14:04'29.163
4	18.719	24.515	21.997	22.894	1'28.125	270,7	14:05'57.288
5	18.803	24.303	22.871	23.392	1'29.369	270,7	14:07'26.657
6	18.918	24.052	21.712	23.002	1'27.684	270,0	14:08'54.341
7	18.817	24.012	22.541	23.186	1'28.556	261,5	14:10'52.897
8	18.946	24.334	21.953	22.929	1'28.162	265,4	14:12'21.059
9	18.860	24.195	21.843	22.930	1'27.828	266,7	14:13'48.887
10	19.044	24.256	21.860	22.781	1'27.941	267,3	14:15'16.828
11	18.891	24.285	21.885	22.770	1'27.831	268,7	14:16'44.659
12	18.872	24.294	21.862	22.925	1'27.953	268,0	14:18'12.612
13	18.914	24.103	21.879	22.800	1'27.696	268,0	14:19'40.308
14	18.977	24.198	22.073	22.889	1'28.137	266,7	14:21'08.445
15	18.882	24.294	21.930	22.878	1'27.984	266,7	14:22'36.429
16	18.851	24.199	22.029	22.855	1'27.934	265,4	14:24'04.363
17	18.824	24.144	21.789	22.841	1'27.598	266,0	14:25'31.961
18	18.821	24.114	21.862	22.598	1'27.395	265,4	14:26'59.356
19	18.709	24.313	21.877	22.799	1'27.698	266,7	14:28'27.054
20	18.850	24.270	21.872	22.699	1'27.691	266,0	14:29'54.745
21	18.852	24.167	21.831	22.699	1'27.549	264,7	14:31'22.294
22	18.718	24.313	21.838	22.673	1'27.542	266,0	14:32'49.836
23	18.754	24.160	21.770	22.915	1'27.599	266,7	14:34'17.435

Race Time 34'15.064

20°		27 A. NORRODIN [1'29.299]					
Lap	Seg1	Seg2	Seg3	Seg4	Lap Time	km/h	Local Time
1		26.096	22.531	23.525	1'36.244	264,1	14:01'38.615
2	19.106	24.525	22.452	23.216	1'29.299	264,1	14:03'07.914
3	19.090	24.444	22.513	23.252	1'29.299	263,4	14:04'37.213
4	19.101	24.604	22.585	23.467	1'29.757	260,9	14:06'06.970
5	19.132	24.731	22.749	23.551	1'30.163	255,9	14:07'37.133
6	19.195	24.739	22.705	23.441	1'30.080	255,9	14:09'07.213
7	19.251	24.942	22.741	23.424	1'30.358	257,8	14:10'37.571
8	19.316	24.880	22.652	23.639	1'30.487	253,5	14:12'08.058



Start at 14:00'02.371

9	19.200	24.756	22.706	23.506	1'30.168	257,1	14:13'38.226
10	19.174	24.900	22.651	23.490	1'30.215	255,3	14:15'08.441
11	19.320	24.783	22.566	23.431	1'30.100	257,8	14:16'38.541
12	19.135	24.750	22.548	23.538	1'29.971	257,8	14:18'08.512
13	19.196	24.948	22.692	23.422	1'30.258	255,9	14:19'38.770
14	19.482	24.916	22.869	23.259	1'30.526	254,1	14:21'09.296
15	19.050	24.755	22.680	23.466	1'29.951	253,5	14:22'39.247
16	19.164	24.902	22.838	23.440	1'30.344	248,3	14:24'09.591
17	19.160	24.898	22.798	23.396	1'30.252	251,2	14:25'39.843
18	19.344	24.972	22.936	23.414	1'30.666	251,2	14:27'10.509
19	19.441	25.009	22.860	23.500	1'30.810	250,0	14:28'41.319
20	19.325	24.983	22.632	23.338	1'30.278	255,3	14:30'11.597
21	19.341	24.903	22.848	23.300	1'30.392	248,8	14:31'41.989
22	19.287	25.094	22.844	23.519	1'30.744	254,7	14:33'12.733
23	19.226	24.995	22.914	23.492	1'30.627	254,1	14:34'43.360

Race Time 34'40.989

RET 45 S. REDDING [1'26.757]

Lap	Seg.1	Seg.2	Seg.3	Seg.4	Lap Time	km/h	Local Time
1		24.038	21.782	22.797	1'30.281	262,1	14:01'32.652
2	18.567	24.089	21.786	22.740	1'27.182	263,4	14:02'59.834
3	18.570	23.925	21.681	22.737	1'26.913	265,4	14:04'26.747
4	18.565	23.924	21.725	22.699	1'26.913	265,4	14:05'53.660
5	18.572	23.973	22.002	22.900	1'27.447	265,4	14:07'21.107
6	18.533	23.874	21.614	22.736	1'26.757	268,0	14:08'47.864
7	18.594	23.916	21.619	22.737	1'26.866	266,7	14:10'14.730
8	18.600	24.058	21.652	22.842	1'27.152	268,0	14:11'41.882
9	18.639	23.933	21.682	22.824	1'27.078	268,0	14:13'08.960
10	18.646	23.997	21.704	22.743	1'27.090	268,7	14:14'36.050
11	18.633	24.008	21.713	22.894	1'27.248	268,7	14:16'03.298
12	18.571	24.094	21.708	23.066	1'27.439	267,3	14:17'30.737
13	18.815	24.013	21.718	22.817	1'27.363	266,7	14:18'58.100
14	18.742	23.990	21.720	23.011	1'27.463	270,0	14:20'25.563
15	18.735	24.081	21.729	22.896	1'27.441	268,0	14:21'53.004
16	18.600	24.232	21.761	22.824	1'27.417	265,4	14:23'20.421
17	18.611	24.252	21.702	22.801	1'27.366	268,0	14:24'47.787
18	18.703	24.327	22.165	23.278	1'28.473	266,7	14:26'16.260
19	18.669	24.089	21.694			266,7	

Race Time 26'13.889

RET 97 X. VIERGE

Lap	Seg.1	Seg.2	Seg.3	Seg.4	Lap Time	km/h	Local Time
1		24.843	22.389	23.203	1'33.616	274,8	14:01'35.987
2	18.921	24.198	21.772			271,4	

Race Time 1'33.616

RET 95 T. MACKENZIE

Lap	Seg.1	Seg.2	Seg.3	Seg.4	Lap Time	km/h	Local Time
1							

Race Time 9:97.6.9

13/07/2024 P = Pits In/Out - C = Lap Time Cancelled

These data/results cannot be reproduced, stored and/or transmitted in whole or in part by any manner of electronic, mechanical, photocopying, recording, broadcasting or otherwise now known or herein after developed without the previous express consent by the copyright owner, except for reproduction in daily press and regular printed publications on sale to the public within 60 days of the event related to those data/results and always provided that copyright symbol appears together as follows below.

© DORNA WSBK ORGANIZATION Srl 2024