

Prosecco DOC UK Round, 12-14 July 2024 Results Tissot Superpole Race

Laps 10 = 40,230 Km - Time of Race 14'23.681 - Avg. 167,687 km/h

Pos	Grid	No. Rider	Nat	Team	Bike	Class	LL	Gap	Rel.	Fastest Lap	Speed	Qualifying	Speed
1	1	54 T. RAZGATLIOGLU	TUR	ROKIT BMW Motorrad WorldSBK Team	BMW M1000 RR		10			1'25.733	272,7	1'24.629	275,5
2	2	11 N. BULEGA	ITA	Aruba.it Racing - Ducati	Ducati Panigale V4R		10	4.826	4.826	1'26.091	274,1	1'25.202	274,1
3	8	65 J. REA	GBR	Pata Prometeon Yamaha	Yamaha YZF R1		10	6.526	1.700	1'26.136	266,7	1'25.638	268,7
4	3	45 S. REDDING	GBR	Bonovo Action BMW	BMW M1000 RR		10	8.375	1.849	1'26.475	274,1	1'25.406	270,7
5	9	22 A. LOWES	GBR	Kawasaki Racing Team WorldSBK	Kawasaki ZX-10RR		10	8.576	0.201	1'26.432	275,5	1'25.644	270,7
6	11	1 A. BAUTISTA	ESP	Aruba.it Racing - Ducati	Ducati Panigale V4R		10	9.188	0.612	1'26.542	280,5	1'25.839	277,6
7	7	55 A. LOCATELLI	ITA	Pata Prometeon Yamaha	Yamaha YZF R1		10	10.037	0.849	1'26.363	270,0	1'25.630	270,0
8	4	14 S. LOWES	GBR	ELF Marc VDS Racing Team	Ducati Panigale V4R	IND	10	11.760	1.723	1'26.573	273,4	1'25.492	274,1
9	13	9 D. PETRUCCI	ITA	Barni Spark Racing Team	Ducati Panigale V4R	IND	10	12.229	0.469	1'26.701	279,1	1'25.895	272,7
10	19	29 A. IANNONE	ITA	Team GoEleven	Ducati Panigale V4R	IND	10	12.828	0.599	1'26.506	279,1	1'26.529	273,4
11	5	77 D. AEGERTER	SUI	GYTR GRT Yamaha WorldSBK Team	Yamaha YZF R1		10	12.906	0.078	1'26.778	272,7	1'25.528	270,7
12	6	60 M. VAN DER MARK	NED	ROKIT BMW Motorrad WorldSBK Team	BMW M1000 RR		10	13.108	0.202	1'26.780	274,1	1'25.621	273,4
13	10	87 R. GARDNER	AUS	GYTR GRT Yamaha WorldSBK Team	Yamaha YZF R1		10	13.766	0.658	1'26.680	274,1	1'25.764	268,7
14	12	31 G. GERLOFF	USA	Bonovo Action BMW	BMW M1000 RR		10	14.022	0.256	1'26.885	275,5	1'25.845	279,1
15	14	97 X. VIERGE	ESP	Team HRC	Honda CBR1000 RR-R		10	15.010	0.988	1'27.128	275,5	1'26.156	272,0
16	15	21 M. RINALDI	ITA	Team Motocorsa Racing	Ducati Panigale V4R	IND	10	15.646	0.636	1'26.867	276,2	1'26.167	272,0
17	18	7 I. LECUONA	ESP	Team HRC	Honda CBR1000 RR-R		10	18.023	2.377	1'27.076	274,1	1'26.393	270,0
18	20	53 T. RABAT	ESP	Kawasaki Puccetti Racing	Kawasaki ZX-10RR	IND	10	18.408	0.385	1'27.365	274,1	1'26.607	266,0
19	17	28 B. RAY	GBR	Yamaha Motoxrcing WorldSBK Team	Yamaha YZF R1	IND	10	18.916	0.508	1'27.377	269,3	1'26.242	266,0
20	21	5 P. OETTL	GER	GMT94 Yamaha	Yamaha YZF R1	IND	10	20.914	1.998	1'27.584	264,7	1'26.692	265,4
21	22	27 A. NORRODIN	MAS	PETRONAS MIE Racing Honda	Honda CBR1000 RR-R	IND	10	34.700	13.786	1'28.658	267,3	1'28.488	264,7
-----Not Classified-----													
RET	16	47 A. BASSANI	ITA	Kawasaki Racing Team WorldSBK	Kawasaki ZX-10RR		1	9 Laps			274,8	1'26.197	268,7

AIR	Humidity:	70%	Temp:	18°C
TRACK	Condition:	Dry	Temp:	21°C

Records	Pole (SP)	2024	T.Razgatioglu	1'24.629	171,133 Km/h
	Race (RC1)	2024	T.Razgatioglu	1'25.786	168,825 Km/h
	All Times (SP)	2024	T.Razgatioglu	1'24.629	171,133 Km/h
Race Fastest Lap	[New Record]	Lap 4	T.Razgatioglu	1'25.733	168,929 Km/h

LAP LEADERS					
No. Rider	From	To	Laps	Total	
11 N. BULEGA	1	2	2	2	
54 T. RAZGATLIOGLU	3	10	8	8	

TOTAL LEADER LAPS				
No. Rider	Laps			
54 T. RAZGATLIOGLU	86	87 R. GARDNER		5
11 N. BULEGA	51			
1 A. BAUTISTA	36			
24 N. SPINELLI	14			
29 A. IANNONE	10			
22 A. LOWES	9			
14 S. LOWES	5			
55 A. LOCATELLI	5			

Start 14/07/2024 10:59 End 11:16 The results are provisional until the end of the time limit for protests and appeals and the completion of the technical checks.

These data/results cannot be reproduced, stored and/or transmitted in whole or in part by any manner of electronic, mechanical, photocopying, recording, broadcasting or otherwise now known or herein after developed without the previous express consent by the copyright owner, except for reproduction in daily press and regular printed publications on sale to the public within 60 days of the event related to those data/results and always provided that copyright symbol appears together as follows below.

© DORNA WSBK ORGANIZATION Srl 2024

Prosecco DOC UK Round, 12-14 July 2024
Results Tissot Superpole Race

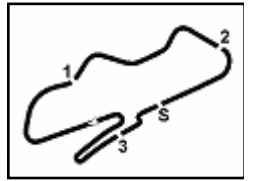
Race Highlights

Time	No. Rider	Description
09.45.00		Official Ambient Temperature: 16.4 degrees
10.57.49		Warm Up Lap Started
10.59.59		Start of Session
11.01.44		No Jump Starts
11.02.01	47 A. BASSANI	#47 Crashed - Turn 4
11.02.37	47 A. BASSANI	#47 Not Actively Competing
11.10.53	22 A. LOWES	#22 Track Limits Warning
11.11.23	55 A. LOCATELLI	#55 Track Limits Warning
11.14.58		Podium Confirmed
11.16.43		End of Session

14/07/2024 Start End The results are provisional until the end of the time limit for protests and appeals and the completion of the technical checks.

These data/results cannot be reproduced, stored and/or transmitted in whole or in part by any manner of electronic, mechanical, photocopying, recording, broadcasting or otherwise now known or herein after developed without the previous express consent by the copyright owner, except for reproduction in daily press and regular printed publications on sale to the public within 60 days of the event related to those data/results and always provided that copyright symbol appears together as follows below.

© DORNA WSBK ORGANIZATION Srl 2024



Donington Park 4.023 m

Prosecco DOC UK Round, 12-14 July 2024 Riders Standings

	Points	Points From First	Points From Previous	February 25 PHILLIP ISLAND	March 24 BARCELONA	April 21 ASSEN	June 16 MISANO	July 14 DONINGTON PARK	July 21 MOST	August 11 PORTIMAO	September 8 MAGNY-COURS	September 22 CREMONA CIRCUIT	September 29 ARAGON	October 13 ESTORIL	October 20 JEREZ				
1 RAZGATLIOGLU Toprak (TUR)	216			11 7	25 16 12	20 25 1	25 25 12	25 12											
2 BULEGA Nicolo (ITA)	180	36		25 11 5	20 20 6	5 8 9	20 20 9	13 9											
3 BAUTISTA Alvaro (ESP)	175	41	5	1 20 6	16 25 7	16 20 12	16 16 16	16 4											
4 LOWES Alex (GBR)	149	67	26	13 25 12	10 10 5	11 7	11 13 7	20 5											
5 LOCATELLI Andrea (ITA)	107	109	42	20 9	11 3 2	4 11 4	13 11 6	10 3											
6 IANNONE Andrea (ITA)	88	128	19	16 13 13	13 9	13	9 5 5	5											
7 GARDNER Remy (AUS)	78	138	10	4 4	1 9 1	13 16 6	10 8 8	6											
8 PETRUCCI Danilo (ITA)	75	141	3	8 16 3	9 11 3		7 10 1	9 1											
9 VAN DER MARK Michael (NED)	73	143	2	9 7 7	7 13 4	9 7 2	8 7	7											
10 AEGERTER Dominique (SUI)	54	162	19	10 6 3	8 7	3 9		8											
11 REA Jonathan (GBR)	49	167	5		8	10 5	6 11 2	11 7											
12 BASSANI Axel (ITA)	44	172	5	4 5 6	6	7	5 9 4	4											
13 LOWES Sam (GBR)	36	180	8	3 9 2	4	10 3	3	2											
14 GERLOFF Garrett (USA)	35	181	1	7 8 4	6	4	4	2											
15 REDDING Scott (GBR)	29	187	6	5	5	8	1 4	6											
16 SPINELLI Nicholas (ITA)	25	191	4			25													
17 VIERGE Xavi (ESP)	25	191	0	6 3 2	2 2	6 6													
18 RINALDI Michael Ruben (ITA)	24	192	1	2 10 1	5	3	2	1											
19 LECUONA Iker (ESP)	22	194	2		3		6 7 3	3											
20 MACKENZIE Tarran (GBR)	7	209	15			2 5													
21 OETTL Philipp (GER)	5	211	2	2		2	1												
22 RABAT Tito (ESP)	4	212	1		1	1	2												
23 PIRRO Michele (ITA)	3	213	1				3												
24 RAY Bradley (GBR)	2	214	1	1		1													

14/07/2024

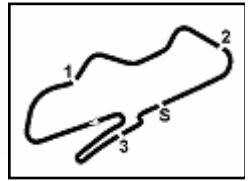
First Line: Race 1 & 2 - Second Line: Tissot Superpole Race

These data/results cannot be reproduced, stored and/or transmitted in whole or in part by any manner of electronic, mechanical, photocopying, recording, broadcasting or otherwise now known or herein after developed without the previous express consent by the copyright owner, except for reproduction in daily press and regular printed publications on sale to the public within 60 days of the event related to those data/results and always provided that copyright symbol appears together as follows below.

© DORNA WSBK ORGANIZATION Srl 2024

FICR PERUGIA TIMING





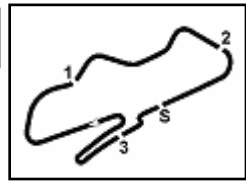
Prosecco DOC UK Round, 12-14 July 2024
Riders Standings

Points	Points From First	Points From Previous	Independent Riders															
			February 25 PHILLIP ISLAND	March 24 BARCELONA	April 21 ASSEN	June 16 MISANO	July 14 DONINGTON PARK	July 21 MOST	August 11 PORTIMAO	September 8 MAGNY-COURS	September 22 CREMONA CIRCUIT	September 29 ARAGON	October 13 ESTORIL	October 20 JEREZ				
1	IANNONE Andrea (ITA)	88	16	13	13	9	5	5										
2	PETRUCCI Danilo (ITA)	75 13	8	16	9	11	7	10	9									
3	LOWES Sam (GBR)	36 52 39	3	9	4	10	3	3	2									
4	SPINELLI Nicholas (ITA)	25 63 11			25													
5	RINALDI Michael Ruben (ITA)	24 64 1	2	10	5	3	2	1										
6	MACKENZIE Tarran (GBR)	7 81 17			2	5												
7	OETTL Philipp (GER)	5 83 2	2		2	1												
8	RABAT Tito (ESP)	4 84 1		1	1	2												
9	RAY Bradley (GBR)	2 86 2	1		1													

14/07/2024 First Line: Race 1 & 2 - Second Line: Tissot Superpole Race

These data/results cannot be reproduced, stored and/or transmitted in whole or in part by any manner of electronic, mechanical, photocopying, recording, broadcasting or otherwise now known or herein after developed without the previous express consent by the copyright owner, except for reproduction in daily press and regular printed publications on sale to the public within 60 days of the event related to those data/results and always provided that copyright symbol appears together as follows below.

© DORNA WSBK ORGANIZATION Srl 2024



Donington Park 4.023 m

Prosecco DOC UK Round, 12-14 July 2024 Manufacturers Standings

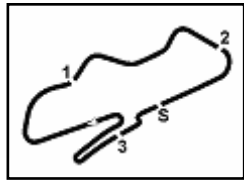
	Points	Points From First	Points From Previous	February 25 PHILLIP ISLAND		March 24 BARCELONA		April 21 ASSEN		June 16 MISANO		July 14 DONINGTON PARK		July 21 MOST	August 11 PORTIMAO	September 8 MAGNY-COURS	September 22 CREMONA CIRCUIT	September 29 ARAGON	October 13 ESTORIL	October 20 JEREZ			
				25	20	20	25	25	20	20	16	20	20										
1 DUCATI	236			25	20	20	25	25	20	20	16	9											
2 BMW	225	11		11	8	25	16	20	25	25	25	12	25	12									
3 KAWASAKI	150	86	75	13	25	10	10	11	1	11	13	20	5										
4 YAMAHA	140	96	10	20	6	11	9	13	16	13	11	11	7										
5 HONDA	45	191	95	6	3	3	2	6	6	6	7	3											

14/07/2024 First Line: Race 1 & 2 - Second Line: Tissot Superpole Race

These data/results cannot be reproduced, stored and/or transmitted in whole or in part by any manner of electronic, mechanical, photocopying, recording, broadcasting or otherwise now known or herein after developed without the previous express consent by the copyright owner, except for reproduction in daily press and regular printed publications on sale to the public within 60 days of the event related to those data/results and always provided that copyright symbol appears together as follows below.

© DORNA WSBK ORGANIZATION Srl 2024





Prosecco DOC UK Round, 12-14 July 2024

Teams Standings

		February 25 PHILLIP ISLAND	March 24 BARCELONA	April 21 ASSEN	June 16 MISANO	July 14 DONINGTON PARK	July 21 MOST	August 11 PORTIMAO	September 8 MAGNY-COURS	September 22 CREMONA CIRCUIT	September 29 ARAGON	October 13 ESTORIL	October 20 JEREZ	
1 Aruba.it Racing - Ducati		355												
BULEGA Nicola	180	25 5	11 20	20 6	5 8	20 9	20 9	13 9						
BAUTISTA Alvaro	175	1 6	20 7	16 7	25 12	16 12	20 16	16 16	16 4					
PIRRO Michele						→								
2 ROKiT BMW Motorrad WorldSBK Team		289 [-66]												
RAZGATLIOGLU Toprak	216	11 7	25 12	16 12	20 1	25 12	25 12	25 12						
VAN DER MARK Michael	73	9 7	7 4	13 4	9 2	7 2	8 2	7 7						
3 Kawasaki Racing Team WorldSBK		193 [-162]												
LOWES Alex	149	13 12	25 5	10 5	10 7	11 7	11 7	13 5	20 5					
BASSANI Axel	44	4 5	6	6	7	5 4	9 4	4						
4 Pata Prometeon Yamaha		156 [-199]												
LOCATELLI Andrea	107	20 9	11 2	3 2	4 4	11 4	13 6	11 11	10 3					
REA Jonathan	49		8	10	5	10	6 2	11 7						
5 GYTR GRT Yamaha WorldSBK Team		132 [-223]												
GARDNER Remy	78	4 4	1 1	9 1	13 6	16 6	10 8	8 6						
AEGERTER Dominique	54	10 3	6 3	8 7	7 3	9 9		8						
6 Barni Spark Racing Team		100 [-255]												
PETRUCCI Danilo	75	8 16	9 3	11 3		7 1	10 1	9 1						
SPINELLI Nicholas	25				25									
7 Team GoEleven		88 [-267]												
IANNONE Andrea	88	16 13	13 9		13	9 5	5 5	5						
8 Bonovo Action BMW		64 [-291]												
GERLOFF Garrett	35	7 8	4 6		4	4		2						
REDDING Scott	29	5	5	8	1	4		6						
9 Team HRC		47 [-308]												
VIERGE Xavi	25	6 3	2 2	6 6										
LECUONA Iker	22		3		6 3	7 3		3						
10 ELF Marc VDS Racing Team		36 [-319]												
LOWES Sam	36	3 2	9 4		10 3	3		2						
11 Team Motocorsa Racing		24 [-331]												
RINALDI Michael Ruben	24	2 1	10 5		3	2		1						
12 PETRONAS MIE Racing Honda		7 [-348]												

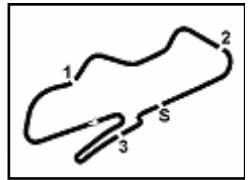
14/07/2024

These data/results cannot be reproduced, stored and/or transmitted in whole or in part by any manner of electronic, mechanical, photocopying, recording, broadcasting or otherwise now known or herein after developed without the previous express consent by the copyright owner, except for reproduction in daily press and regular printed publications on sale to the public within 60 days of the event related to those data/results and always provided that copyright symbol appears together as follows below.

© DORNA WSBK ORGANIZATION Srl 2024

FICR PERUGIA TIMING





Prosecco DOC UK Round, 12-14 July 2024

Teams Standings

		February 25 PHILIP ISLAND	March 24 BARCELONA	April 21 ASSEN	June 16 MISANO	July 14 DONINGTON PARK	July 21 MOST	August 11 PORTIMAO	September 8 MAGNY-COURS	September 22 CREMONA CIRCUIT	September 29 ARAGON	October 13 ESTORIL	October 20 JEREZ		
MACKENZIE Tarran	7			2	5										
13 GMT94 Yamaha					5	(-350)									
DETTL Philipp	5	2		2	1										
14 Kawasaki Puccetti Racing					4	(-351)									
RABAT Tito	4		1	1	2										
15 Yamaha Motoxracing WorldSBK Team					2	(-353)									
RAY Bradley	2	1		1											

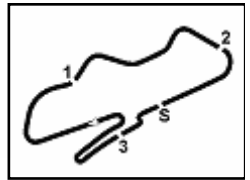
14/07/2024

These data/results cannot be reproduced, stored and/or transmitted in whole or in part by any manner of electronic, mechanical, photocopying, recording, broadcasting or otherwise now known or herein after developed without the previous express consent by the copyright owner, except for reproduction in daily press and regular printed publications on sale to the public within 60 days of the event related to those data/results and always provided that copyright symbol appears together as follows below.

© DORNA WSBK ORGANIZATION Srl 2024

FICR PERUGIA TIMING





Prosecco DOC UK Round, 12-14 July 2024

Teams Standings

	February 25 PHILIP ISLAND	March 24 BARCELONA	April 21 ASSEN	June 16 MISANO	July 14 DONINGTON PARK	July 21 MOST	August 11 PORTIMAO	September 8 MAGNY-COURS	September 22 CREMONA CIRCUIT	September 29 ARAGON	October 13 ESTORIL	October 20 JEREZ	
--	------------------------------	-----------------------	-------------------	-------------------	---------------------------	-----------------	-----------------------	----------------------------	---------------------------------	------------------------	-----------------------	---------------------	--

Referent Teams													
1 Aruba.it Racing - Ducati 355													
BULEGA Nicolo	180	25 11 5	20 20 6	5 8 9	20 20 9	13 9							
BAUTISTA Alvaro	175	1 20 6	16 25 7	16 20 12	16 16	16 4							
PIRRO Michele					↓								
2 ROKIT BMW Motorrad WorldSBK Team 289 [-66]													
RAZGATLIOGLU Toprak	216	11 7	25 16 12	20 25 1	25 25 12	25 12							
VAN DER MARK Michael	73	9 7	7 13 4	9 7 2	8	7							
3 Kawasaki Racing Team WorldSBK 193 [-162]													
LOWES Alex	149	13 25 12	10 10 5	11 7	11 13 7	20 5							
BASSANI Axel	44	4 5	6	7	5 9 4	4							
4 Pata Prometeon Yamaha 156 [-199]													
LOCATELLI Andrea	107	20 9	11 3 2	4 11 4	13 11 6	10 3							
REA Jonathan	49		8	10 5	6 2	11 7							
5 GYTR GRT Yamaha WorldSBK Team 132 [-223]													
GARDNER Remy	78	4 4	1 9 1	13 16 6	10 8	6							
AEGERTER Dominique	54	10 6 3	8 7	3 9		8							
6 Bonovo Action BMW 64 [-291]													
GERLDOFF Garrett	35	7 8	4 6	4	4	2							
REDDING Scott	29	5	5	8	1 4	6							
7 Team HRC 47 [-308]													
VIERGE Xavi	25	6 3	2 2	6 6									
LECUONA Iker	22		3		6 7 3	3							

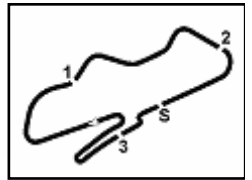
14/07/2024

These data/results cannot be reproduced, stored and/or transmitted in whole or in part by any manner of electronic, mechanical, photocopying, recording, broadcasting or otherwise now known or herein after developed without the previous express consent by the copyright owner, except for reproduction in daily press and regular printed publications on sale to the public within 60 days of the event related to those data/results and always provided that copyright symbol appears together as follows below.

© DORNA WSBK ORGANIZATION Srl 2024

FICR PERUGIA TIMING





	February 25 PHILIP ISLAND	March 24 BARCELONA	April 21 ASSEN	June 16 MISANO	July 14 DONINGTON PARK	July 21 MOST	August 11 PORTIMAO	September 8 MAGNY-COURS	September 22 CREMONA CIRCUIT	September 29 ARAGON	October 13 ESTORIL	October 20 JEREZ	
--	------------------------------	-----------------------	-------------------	-------------------	---------------------------	-----------------	-----------------------	----------------------------	---------------------------------	------------------------	-----------------------	---------------------	--

Independent Teams													
1 Barni Spark Racing Team 100													
PETRUCCI Danilo	75	8 16	9 11		7 10	9 1							
SPINELLI Nicholas	25			25									
2 Team GoEleven 88 [-12]													
IANNONE Andrea	88	16 13	13 9		13 5	5							
3 ELF Marc VDS Racing Team 36 [-64]													
LOWES Sam	36	3 9	4		10 3	3 2							
4 Team Motocorsa Racing 24 [-76]													
RINALDI Michael Ruben	24	2 10	5		3 2	1							
5 PETRONAS MIE Racing Honda 7 [-93]													
MACKENZIE Tarran	7			2 5									
6 GMT94 Yamaha 5 [-95]													
OETTL Philipp	5	2			2 1								
7 Kawasaki Puccetti Racing 4 [-96]													
RABAT Tito	4		1		1 2								
8 Yamaha Motoxracing WorldSBK Team 2 [-98]													
RAY Bradley	2	1		1									

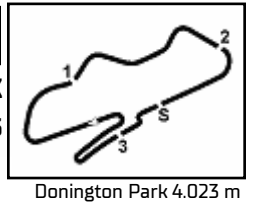
14/07/2024

These data/results cannot be reproduced, stored and/or transmitted in whole or in part by any manner of electronic, mechanical, photocopying, recording, broadcasting or otherwise now known or herein after developed without the previous express consent by the copyright owner, except for reproduction in daily press and regular printed publications on sale to the public within 60 days of the event related to those data/results and always provided that copyright symbol appears together as follows below.

© DORNA WSBK ORGANIZATION Srl 2024

FICR PERUGIA TIMING





Prosecco DOC UK Round, 12-14 July 2024

Tissot Superpole Award

Points	Points From First	Points From Previous	February 25		March 24		April 21		June 16		July 14		July 21		August 11		September 8		September 22		September 29		October 13		October 20		
			PHILLIP ISLAND	BARCELONA	ASSEN	MISANO	DONINGTON PARK	MOST	PORTIMAO	MAGNY-COURS	CREMONA CIRCUIT	ARAGON	ESTORIL	JEREZ													
1	RAZGATLIOGLU Toprak (TUR)	92	5	7	12	12	7	1	12	12	12	12															
2	BULEGA Nicolo (ITA)	86	6		12	5	9	6	9	9	9	9															
3	LOWES Alex (GBR)	58	34	28	7	12	3	5	5	7	6	7	1	5													
4	BAUTISTA Alvaro (ESP)	38	54	20	1	6		7	3	12	5		4														
5	LOCATELLI Andrea (ITA)	36	56	2	4	9	1	2		4	4	6	3	3													
6	IANNONE Andrea (ITA)	34	58	2	9		7	9	1		3	5															
7	REA Jonathan (GBR)	28	64	6					12	5		2	2	7													
8	LOWES Sam (GBR)	28	64	0	2	2	5		6	3	2		6	2													
9	GARDNER Remy (AUS)	27	65	1	3	4	2	1	4	6	7																
10	AEGERTER Dominique (SUI)	19	73	8	6	3	4				1		5														
11	VAN DER MARK Michael (NED)	16	76	3			6	4		2			4														
12	REDDING Scott (GBR)	13	79	3									7	6													
13	PETRUCCI Danilo (ITA)	5	87	8			3				1		1														
14	BASSANI Axel (ITA)	4	88	1							4																
15	RINALDI Michael Ruben (ITA)	3	89	1			1		2																		
16	LECUONA Iker (ESP)	3	89	0							3																

14/07/2024 Odd points columns: Tissot Superpole Even points columns: Tissot Superpole Race

These data/results cannot be reproduced, stored and/or transmitted in whole or in part by any manner of electronic, mechanical, photocopying, recording, broadcasting or otherwise now known or herein after developed without the previous express consent by the copyright owner, except for reproduction in daily press and regular printed publications on sale to the public within 60 days of the event related to those data/results and always provided that copyright symbol appears together as follows below.

© DORNA WSBK ORGANIZATION Srl 2024

Prosecco DOC UK Round, 12-14 July 2024

Best Sectors & Speed Tissot Superpole Race

RESULTS				
1	54	T. RAZGATLIOGLU	BMW M 1000 RR	Laps 10
2	11	N. BULEGA	Ducati Panigale V4R	4.826
3	65	J. REA	Yamaha YZF R1	6.526
4	45	S. REDDING	BMW M 1000 RR	8.375
5	22	A. LOWES	Kawasaki ZX-10RR	8.576
6	1	A. BAUTISTA	Ducati Panigale V4R	9.188
7	55	A. LOCATELLI	Yamaha YZF R1	10.037
8	14	S. LOWES	Ducati Panigale V4R	11.760
9	9	D. PETRUCCI	Ducati Panigale V4R	12.229
10	29	A. IANNONE	Ducati Panigale V4R	12.828
11	77	D. AEGERTER	Yamaha YZF R1	12.906
12	60	M. VAN DER MARK	BMW M 1000 RR	13.108
13	87	R. GARDNER	Yamaha YZF R1	13.766
14	31	G. GERLOFF	BMW M 1000 RR	14.022
15	97	X. VIERGE	Honda CBR1000 RR-R	15.010
16	21	M. RINALDI	Ducati Panigale V4R	15.646
17	7	I. LECUONA	Honda CBR1000 RR-R	18.023
18	53	T. RABAT	Kawasaki ZX-10RR	18.408
19	28	B. RAY	Yamaha YZF R1	18.916
20	5	P. OETTL	Yamaha YZF R1	20.914
21	27	A. NORRODIN	Honda CBR1000 RR-R	34.700
RET	47	A. BASSANI	Kawasaki ZX-10RR	9 Laps

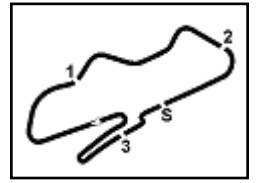
SPEED				
1	1	A. BAUTISTA	Ducati Panigale V4R	280,5
2	9	D. PETRUCCI	Ducati Panigale V4R	279,1
3	29	A. IANNONE	Ducati Panigale V4R	279,1
4	21	M. RINALDI	Ducati Panigale V4R	276,2
5	22	A. LOWES	Kawasaki ZX-10RR	275,5
6	97	X. VIERGE	Honda CBR1000 RR-R	275,5
7	31	G. GERLOFF	BMW M 1000 RR	275,5
8	47	A. BASSANI	Kawasaki ZX-10RR	274,8
9	53	T. RABAT	Kawasaki ZX-10RR	274,1
10	45	S. REDDING	BMW M 1000 RR	274,1
11	7	I. LECUONA	Honda CBR1000 RR-R	274,1
12	87	R. GARDNER	Yamaha YZF R1	274,1
13	11	N. BULEGA	Ducati Panigale V4R	274,1
14	60	M. VAN DER MARK	BMW M 1000 RR	274,1
15	14	S. LOWES	Ducati Panigale V4R	273,4
16	54	T. RAZGATLIOGLU	BMW M 1000 RR	272,7
17	77	D. AEGERTER	Yamaha YZF R1	272,7
18	55	A. LOCATELLI	Yamaha YZF R1	270,0
19	28	B. RAY	Yamaha YZF R1	269,3
20	27	A. NORRODIN	Honda CBR1000 RR-R	267,3
21	65	J. REA	Yamaha YZF R1	266,7
22	5	P. OETTL	Yamaha YZF R1	264,7

SEG. 1		SEG. 2		SEG. 3		SEG. 4		
1	54 T. RAZGATLIOGLU	18.318	1	54 T. RAZGATLIOGLU	23.586	1	54 T. RAZGATLIOGLU	22.209
2	65 J. REA	18.355	2	65 J. REA	23.676	2	11 N. BULEGA	22.410
3	11 N. BULEGA	18.401	3	11 N. BULEGA	23.679	3	65 J. REA	22.458
4	9 D. PETRUCCI	18.426	4	87 R. GARDNER	23.689	4	1 A. BAUTISTA	22.528
5	31 G. GERLOFF	18.456	5	1 A. BAUTISTA	23.718	5	45 S. REDDING	22.545
6	29 A. IANNONE	18.467	6	9 D. PETRUCCI	23.721	6	14 S. LOWES	22.551
7	87 R. GARDNER	18.480	7	22 A. LOWES	23.728	7	22 A. LOWES	22.553
8	55 A. LOCATELLI	18.482	8	21 M. RINALDI	23.728	8	77 D. AEGERTER	22.558
9	77 D. AEGERTER	18.486	9	55 A. LOCATELLI	23.746	9	55 A. LOCATELLI	22.561
10	22 A. LOWES	18.491	10	29 A. IANNONE	23.753	10	9 D. PETRUCCI	22.580
11	1 A. BAUTISTA	18.501	11	77 D. AEGERTER	23.781	11	53 T. RABAT	22.601
12	60 M. VAN DER MARK	18.505	12	45 S. REDDING	23.800	12	29 A. IANNONE	22.608
13	45 S. REDDING	18.537	13	60 M. VAN DER MARK	23.808	13	31 G. GERLOFF	22.611
14	21 M. RINALDI	18.559	14	14 S. LOWES	23.877	14	97 X. VIERGE	22.653
15	14 S. LOWES	18.614	15	31 G. GERLOFF	23.888	15	60 M. VAN DER MARK	22.657
16	47 A. BASSANI	18.642	16	7 I. LECUONA	23.928	16	87 R. GARDNER	22.698
17	97 X. VIERGE	18.643	17	5 P. OETTL	23.955	17	7 I. LECUONA	22.708
18	28 B. RAY	18.656	18	97 X. VIERGE	23.965	18	28 B. RAY	22.791
19	5 P. OETTL	18.691	19	28 B. RAY	23.993	19	5 P. OETTL	22.824
20	53 T. RABAT	18.717	20	53 T. RABAT	24.134	20	21 M. RINALDI	22.824
21	7 I. LECUONA	18.724	21	27 A. NORRODIN	24.319	21	27 A. NORRODIN	22.981
22	27 A. NORRODIN	18.912	22	47 A. BASSANI	24.932	22	47 A. BASSANI	23.272

14/07/2024

These data/results cannot be reproduced, stored and/or transmitted in whole or in part by any manner of electronic, mechanical, photocopying, recording, broadcasting or otherwise now known or herein after developed without the previous express consent by the copyright owner, except for reproduction in daily press and regular printed publications on sale to the public within 60 days of the event related to those data/results and always provided that copyright symbol appears together as follows below.

© DORNA WSBK ORGANIZATION Srl 2024



Donington Park 4.023 m

1 / 3

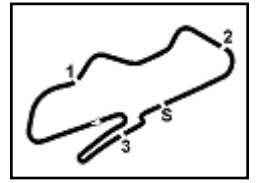
Prosecco DOC UK Round, 12-14 July 2024
Lap Chart Tissot Superpole Race

		Lap									
	1	2	3	4	5	6	7	8	9	10	
1	11	11	54	54	54	54	54	54	54	54	54
2	54	54	11	11	11	11	11	11	11	11	11
3	65	65	65	65	65	65	65	65	65	65	65
4	14	14	14	14	14	45	45	45	45	45	45
5	55	55	55	55	45	14	22	22	22	22	22
6	45	45	45	45	1	22	1	1	1	1	1
7	77	22	22	22	22	1	55	55	55	55	55
8	60	1	1	1	55	55	14	14	14	14	14
9	22	87	87	87	87	87	87	77	77	77	9
10	1	60	60	60	60	60	77	9	9	9	29
11	87	77	77	77	77	77	9	60	29	77	77
12	97	97	9	9	9	9	60	87	60	60	60
13	31	9	97	97	97	29	29	29	87	87	87
14	9	31	31	31	31	31	31	31	31	31	31
15	7	29	29	29	29	97	97	97	97	97	97
16	47	7	21	21	21	21	21	21	21	21	21
17	21	21	7	7	7	7	7	7	7	7	7
18	29	53	53	53	53	53	53	53	53	53	53
19	53	28	28	28	28	28	28	28	28	28	28
20	28	5	5	5	5	5	5	5	5	5	5
21	5	27	27	27	27	27	27	27	27	27	27
22	27										

Final Result		
1	54 T. RAZGATLIOGLU	Laps 10
2	11 N. BULEGA	4.826
3	65 J. REA	6.526
4	45 S. REDDING	8.375
5	22 A. LOWES	8.576
6	1 A. BAUTISTA	9.188
7	55 A. LOCATELLI	10.037
8	14 S. LOWES	11.760
9	9 D. PETRUCCI	12.229
10	29 A. IANNONE	12.828
11	77 D. AEGERTER	12.906
12	60 M. VAN DER MARK	13.108
13	87 R. GARDNER	13.766
14	31 G. GERLOFF	14.022
15	97 X. VIERGE	15.010
16	21 M. RINALDI	15.646
17	7 I. LECUONA	18.023
18	53 T. RABAT	18.408
19	28 B. RAY	18.916
20	5 P. OETTL	20.914
21	27 A. NORRODIN	34.700
RET	47 A. BASSANI	9 Laps

14/07/2024
These data/results cannot be reproduced, stored and/or transmitted in whole or in part by any manner of electronic, mechanical, photocopying, recording, broadcasting or otherwise now known or herein after developed without the previous express consent by the copyright owner, except for reproduction in daily press and regular printed publications on sale to the public within 60 days of the event related to those data/results and always provided that copyright symbol appears together as follows below.
© DORNA WSBK ORGANIZATION Srl 2024





Donington Park 4.023 m

Prosecco DOC UK Round, 12-14 July 2024

Lap Chart Tissot Superpole Race

2 / 3

Lap 1		
1	11	N.Bulega 1'29.015
2	54	T.Razgatlioglu 0.255
3	65	J.Rea 0.932
4	14	S.Lowes 1.371
5	55	A.Locatelli 1.841
6	45	S.Redding 1.996
7	77	D.Aegerter 2.205
8	60	M.van der Mark 2.400
9	22	A.Lowes 2.538
10	1	A.Bautista 2.784
11	87	R.Gardner 3.028
12	97	X.Vierge 3.298
13	31	G.Gerloff 3.356
14	9	D.Petrucci 3.611
15	7	I.Lecuona 3.869
16	47	A.Bassani 4.055
17	21	M.Rinaldi 4.197
18	29	A.Iannone 4.335
19	53	T.Rabat 4.667
20	28	B.Ray 5.035
21	5	P.Dettl 5.361
22	27	A.Norrodin 5.642

2	11	N.Bulega 0.685
3	65	J.Rea 2.259
4	14	S.Lowes 3.624
5	55	A.Locatelli 3.825
6	45	S.Redding 4.013
7	22	A.Lowes 4.284
8	1	A.Bautista 4.769
9	87	R.Gardner 5.119
10	60	M.van der Mark 5.555
11	77	D.Aegerter 5.890
12	9	D.Petrucci 6.270
13	97	X.Vierge 7.186
14	31	G.Gerloff 7.322
15	29	A.Iannone 7.531
16	21	M.Rinaldi 8.293
17	7	I.Lecuona 8.914
18	53	T.Rabat 9.197
19	28	B.Ray 9.748
20	5	P.Dettl 10.399
21	27	A.Norrodin 13.825

6	1	A.Bautista 7.725
7	55	A.Locatelli 7.988
8	14	S.Lowes 8.974
9	87	R.Gardner 9.260
10	77	D.Aegerter 9.552
11	9	D.Petrucci 9.672
12	60	M.van der Mark 9.950
13	29	A.Iannone 10.255
14	31	G.Gerloff 11.010
15	97	X.Vierge 11.512
16	21	M.Rinaldi 11.980
17	7	I.Lecuona 12.854
18	53	T.Rabat 13.920
19	28	B.Ray 14.491
20	5	P.Dettl 15.446
21	27	A.Norrodin 23.985

10	29	A.Iannone 12.828
11	77	D.Aegerter 12.906
12	60	M.van der Mark 13.108
13	87	R.Gardner 13.766
14	31	G.Gerloff 14.022
15	97	X.Vierge 15.010
16	21	M.Rinaldi 15.646
17	7	I.Lecuona 18.023
18	53	T.Rabat 18.408
19	28	B.Ray 18.916
20	5	P.Dettl 20.914
21	27	A.Norrodin 34.700

Lap 5		
1	54	T.Razgatlioglu 7'13.169
2	11	N.Bulega 0.823
3	65	J.Rea 2.815
4	14	S.Lowes 4.691
5	45	S.Redding 4.900
6	1	A.Bautista 5.525
7	22	A.Lowes 5.677
8	55	A.Locatelli 5.859
9	87	R.Gardner 6.089
10	60	M.van der Mark 6.339
11	77	D.Aegerter 6.625
12	9	D.Petrucci 7.209
13	97	X.Vierge 8.231
14	31	G.Gerloff 8.414
15	29	A.Iannone 8.552
16	21	M.Rinaldi 9.343
17	7	I.Lecuona 9.904
18	53	T.Rabat 10.548
19	28	B.Ray 11.133
20	5	P.Dettl 12.004
21	27	A.Norrodin 16.919

Lap 8		
1	54	T.Razgatlioglu 11'31.122
2	11	N.Bulega 2.517
3	65	J.Rea 5.300
4	45	S.Redding 7.067
5	22	A.Lowes 7.582
6	1	A.Bautista 8.217
7	55	A.Locatelli 8.708
8	14	S.Lowes 10.016
9	77	D.Aegerter 10.889
10	9	D.Petrucci 11.077
11	60	M.van der Mark 11.312
12	87	R.Gardner 11.521
13	29	A.Iannone 11.618
14	31	G.Gerloff 12.039
15	97	X.Vierge 12.677
16	21	M.Rinaldi 13.165
17	7	I.Lecuona 14.353
18	53	T.Rabat 15.565
19	28	B.Ray 15.914
20	5	P.Dettl 17.117
21	27	A.Norrodin 27.529

Lap 2		
1	11	N.Bulega 2'55.106
2	54	T.Razgatlioglu 0.336
3	65	J.Rea 0.977
4	14	S.Lowes 1.853
5	55	A.Locatelli 2.113
6	45	S.Redding 2.380
7	22	A.Lowes 2.920
8	1	A.Bautista 3.235
9	87	R.Gardner 3.707
10	60	M.van der Mark 3.939
11	77	D.Aegerter 4.090
12	97	X.Vierge 4.510
13	9	D.Petrucci 4.811
14	31	G.Gerloff 5.300
15	29	A.Iannone 5.415
16	7	I.Lecuona 5.559
17	21	M.Rinaldi 5.875
18	53	T.Rabat 6.191
19	28	B.Ray 6.804
20	5	P.Dettl 7.134
21	27	A.Norrodin 8.209

Lap 6		
1	54	T.Razgatlioglu 8'39.196
2	11	N.Bulega 1.081
3	65	J.Rea 3.571
4	45	S.Redding 5.806
5	14	S.Lowes 6.061
6	22	A.Lowes 6.454
7	1	A.Bautista 6.752
8	55	A.Locatelli 6.959
9	87	R.Gardner 7.229
10	60	M.van der Mark 7.704
11	77	D.Aegerter 7.824
12	9	D.Petrucci 8.114
13	29	A.Iannone 9.609
14	31	G.Gerloff 9.985
15	97	X.Vierge 10.188
16	21	M.Rinaldi 10.605
17	7	I.Lecuona 11.464
18	53	T.Rabat 12.055
19	28	B.Ray 12.642
20	5	P.Dettl 13.643
21	27	A.Norrodin 20.174

Lap 9		
1	54	T.Razgatlioglu 12'57.288
2	11	N.Bulega 3.645
3	65	J.Rea 5.906
4	45	S.Redding 7.847
5	22	A.Lowes 8.137
6	1	A.Bautista 8.865
7	55	A.Locatelli 9.342
8	14	S.Lowes 10.942
9	77	D.Aegerter 11.501
10	9	D.Petrucci 11.662
11	29	A.Iannone 12.066
12	60	M.van der Mark 12.363
13	87	R.Gardner 12.842
14	31	G.Gerloff 13.090
15	97	X.Vierge 13.734
16	21	M.Rinaldi 14.416
17	7	I.Lecuona 15.761
18	53	T.Rabat 16.875
19	28	B.Ray 17.453
20	5	P.Dettl 19.344
21	27	A.Norrodin 30.960

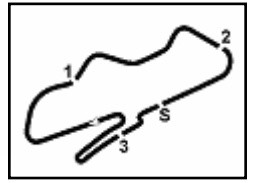
Lap 3		
1	54	T.Razgatlioglu 4'21.350
2	11	N.Bulega 0.248
3	65	J.Rea 1.384
4	14	S.Lowes 2.441
5	55	A.Locatelli 2.746
6	45	S.Redding 2.870
7	22	A.Lowes 3.199
8	1	A.Bautista 3.819
9	87	R.Gardner 4.172
10	60	M.van der Mark 4.475
11	77	D.Aegerter 4.624
12	9	D.Petrucci 5.302
13	97	X.Vierge 5.791
14	31	G.Gerloff 6.108
15	29	A.Iannone 6.653
16	21	M.Rinaldi 7.159
17	7	I.Lecuona 7.341
18	53	T.Rabat 7.565
19	28	B.Ray 8.104
20	5	P.Dettl 8.548
21	27	A.Norrodin 10.761

Lap 7		
1	54	T.Razgatlioglu 10'05.056
2	11	N.Bulega 1.786
3	65	J.Rea 4.532
4	45	S.Redding 6.574
5	22	A.Lowes 7.216

Lap 10		
1	54	T.Razgatlioglu 14'23.681
2	11	N.Bulega 4.826
3	65	J.Rea 6.526
4	45	S.Redding 8.375
5	22	A.Lowes 8.576
6	1	A.Bautista 9.188
7	55	A.Locatelli 10.037
8	14	S.Lowes 11.760
9	9	D.Petrucci 12.229

Lap 4		
1	54	T.Razgatlioglu 5'47.083

14/07/2024
These data/results cannot be reproduced, stored and/or transmitted in whole or in part by any manner of electronic, mechanical, photocopying, recording, broadcasting or otherwise now known or herein after developed without the previous express consent by the copyright owner, except for reproduction in daily press and regular printed publications on sale to the public within 60 days of the event related to those data/results and always provided that copyright symbol appears together as follows below.
© DORNA WSBK ORGANIZATION Srl 2024



Race Pace Comparison

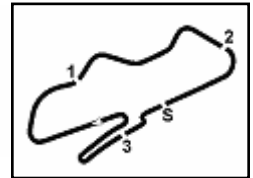
	54 Raz	11 Bul	65 Rea	45 Red	22 AlO	1 Bau	55 Loc	14 SLo	9 Pet	29 Ian	77 Aeg	60 vdM	87 Gar	31 Ger
1	1'29.270	1'29.015	1'29.947	1'31.011	1'31.553	1'31.799	1'30.856	1'30.386	1'32.626	1'33.350	1'31.220	1'31.415	1'32.043	1'32.371
2	1'26.172	1'26.091	1'26.136	1'26.475	1'26.473	1'26.542	1'26.363	1'26.573	1'27.291	1'27.171	1'27.976	1'27.630	1'26.770	1'28.035
3	1'25.908	1'26.492	1'26.651	1'26.734	1'26.523	1'26.828	1'26.877	1'26.832	1'26.735	1'27.482	1'26.778	1'26.780	1'26.709	1'27.052
4	1'25.733	1'26.170	1'26.608	1'26.876	1'26.818	1'26.683	1'26.812	1'26.916	1'26.701	1'26.611	1'26.999	1'26.813	1'26.680	1'26.947
5	1'26.086	1'26.224	1'26.642	1'26.973	1'27.479	1'26.842	1'28.120	1'27.153	1'27.025	1'27.107	1'26.821	1'26.870	1'27.056	1'27.178
6	1'26.027	1'26.285	1'26.783	1'26.933	1'26.804	1'27.254	1'27.127	1'27.397	1'26.932	1'27.084	1'27.226	1'27.392	1'27.167	1'27.598
7	1'25.860	1'26.565	1'26.821	1'26.628	1'26.622	1'26.833	1'26.889	1'28.773	1'27.418	1'26.506	1'27.588	1'28.106	1'27.891	1'26.885
8	1'26.066	1'26.797	1'26.834	1'26.559	1'26.432	1'26.558	1'26.786	1'27.108	1'27.471	1'27.429	1'27.403	1'27.428	1'28.327	1'27.095
9	1'26.166	1'27.294	1'26.772	1'26.946	1'26.721	1'26.814	1'26.800	1'27.092	1'26.751	1'26.614	1'26.778	1'27.217	1'27.487	1'27.217
10	1'26.393	1'27.574	1'27.013	1'26.921	1'26.832	1'26.716	1'27.088	1'27.211	1'26.960	1'27.155	1'27.798	1'27.138	1'27.317	1'27.325

	97 Vie	21 Rin	7 Lec	53 Rab	28 Ray	5 Oet	27 Nor	47 Bas
1	1'32.313	1'33.212	1'32.884	1'33.682	1'34.050	1'34.376	1'34.657	1'33.070
2	1'27.303	1'27.769	1'27.781	1'27.615	1'27.860	1'27.864	1'28.658	
3	1'27.525	1'27.528	1'28.026	1'27.618	1'27.544	1'27.658	1'28.796	
4	1'27.128	1'26.867	1'27.306	1'27.365	1'27.377	1'27.584	1'28.797	
5	1'27.131	1'27.136	1'27.076	1'27.437	1'27.471	1'27.691	1'29.180	
6	1'27.984	1'27.289	1'27.587	1'27.534	1'27.536	1'27.666	1'29.282	
7	1'27.184	1'27.235	1'27.250	1'27.725	1'27.709	1'27.663	1'29.671	
8	1'27.231	1'27.251	1'27.565	1'27.711	1'27.489	1'27.737	1'29.610	
9	1'27.223	1'27.417	1'27.574	1'27.476	1'27.705	1'28.393	1'29.597	
10	1'27.669	1'27.623	1'28.655	1'27.926	1'27.856	1'27.963	1'30.133	

14/07/2024

These data/results cannot be reproduced, stored and/or transmitted in whole or in part by any manner of electronic, mechanical, photocopying, recording, broadcasting or otherwise now known or herein after developed without the previous express consent by the copyright owner, except for reproduction in daily press and regular printed publications on sale to the public within 60 days of the event related to those data/results and always provided that copyright symbol appears together as follows below.

© DORNA WSBK ORGANIZATION Srl 2024



Prosecco DOC UK Round, 12-14 July 2024
Chronological Analysis Tissot Superpole Race

Start at 10:59'55.708

1 / 3

1° 54 T. RAZGATLIOGLU [1'25.733]							
Lap	Seg1	Seg2	Seg3	Seg4	Lap Time	km/h	Local Time
1		23.754	21.599	22.251	1'29.270	272,7	11:01'24.978
2	18.488	23.788	21.494	22.402	1'26.172	271,4	11:02'51.150
3	18.318	23.680	21.578	22.332	1'25.908	272,0	11:04'17.058
4	18.386	23.594	21.454	22.299	1'25.733	270,0	11:05'42.791
5	18.475	23.701	21.552	22.358	1'26.086	268,7	11:07'08.877
6	18.510	23.609	21.607	22.301	1'26.027	270,0	11:08'34.904
7	18.477	23.586	21.588	22.209	1'25.860	270,7	11:10'00.764
8	18.478	23.714	21.548	22.326	1'26.066	270,7	11:11'26.830
9	18.548	23.686	21.528	22.404	1'26.166	268,0	11:12'52.996
10	18.510	23.613	21.818	22.452	1'26.393	268,7	11:14'19.389
Race Time 14'23.681							

9	18.635	23.846	21.581	22.659	1'26.721	269,3	11:13'01.133
10	18.557	23.882	21.637	22.756	1'26.832	269,3	11:14'27.965
Race Time 14'32.257							

2° 11 N. BULEGA [1'26.091]							
Lap	Seg1	Seg2	Seg3	Seg4	Lap Time	km/h	Local Time
1		23.679	21.518	22.410	1'29.015	272,0	11:01'24.723
2	18.428	23.682	21.486	22.495	1'26.091	272,0	11:02'50.814
3	18.414	23.763	21.628	22.687	1'26.492	272,0	11:04'17.306
4	18.401	23.798	21.491	22.480	1'26.170	272,7	11:05'43.476
5	18.460	23.699	21.547	22.518	1'26.224	272,0	11:07'09.700
6	18.526	23.714	21.476	22.569	1'26.285	274,1	11:08'35.985
7	18.504	23.845	21.574	22.642	1'26.565	272,0	11:10'02.550
8	18.624	23.876	21.609	22.688	1'26.797	273,4	11:11'29.347
9	18.819	24.046	21.788	22.641	1'27.294	273,4	11:12'56.641
10	18.798	24.052	21.819	22.905	1'27.574	272,0	11:14'24.215
Race Time 14'28.507							

6° 1 A. BAUTISTA [1'26.542]							
Lap	Seg1	Seg2	Seg3	Seg4	Lap Time	km/h	Local Time
1		24.227	21.752	22.979	1'31.799	278,4	11:01'27.507
2	18.640	23.718	21.656	22.528	1'26.542	280,5	11:02'54.049
3	18.646	23.765	21.675	22.742	1'26.828	277,6	11:04'20.877
4	18.509	23.841	21.689	22.644	1'26.683	276,9	11:05'47.560
5	18.539	23.812	21.792	22.699	1'26.842	275,5	11:07'14.402
6	18.603	24.279	21.672	22.700	1'27.254	276,9	11:08'41.656
7	18.510	24.187	21.538	22.598	1'26.833	276,2	11:10'08.489
8	18.501	23.888	21.517	22.652	1'26.558	276,2	11:11'35.047
9	18.600	23.946	21.610	22.658	1'26.814	274,8	11:13'01.861
10	18.528	24.002	21.521	22.665	1'26.716	276,2	11:14'28.577
Race Time 14'32.869							

3° 65 J. REA [1'26.136]							
Lap	Seg1	Seg2	Seg3	Seg4	Lap Time	km/h	Local Time
1		23.871	21.586	22.458	1'29.947	264,7	11:01'25.655
2	18.355	23.676	21.448	22.657	1'26.136	266,7	11:02'51.791
3	18.437	23.795	21.628	22.791	1'26.651	262,8	11:04'18.442
4	18.487	23.734	21.632	22.755	1'26.608	264,7	11:05'45.050
5	18.492	23.847	21.667	22.636	1'26.642	264,1	11:07'11.692
6	18.478	23.876	21.741	22.688	1'26.783	262,8	11:08'38.475
7	18.601	23.766	21.742	22.712	1'26.821	262,8	11:10'05.296
8	18.598	23.858	21.749	22.629	1'26.834	264,7	11:11'32.130
9	18.550	23.833	21.717	22.672	1'26.772	262,1	11:12'58.902
10	18.546	23.892	21.714	22.861	1'27.013	262,8	11:14'25.915
Race Time 14'30.207							

7° 55 A. LOCATELLI [1'26.363]							
Lap	Seg1	Seg2	Seg3	Seg4	Lap Time	km/h	Local Time
1		24.204	21.611	22.755	1'30.856	268,0	11:01'26.564
2	18.482	23.746	21.574	22.561	1'26.363	265,4	11:02'52.927
3	18.602	23.963	21.631	22.681	1'26.877	266,0	11:04'19.804
4	18.588	23.978	21.629	22.617	1'26.812	266,0	11:05'46.616
5	18.544	23.748	22.755	23.073	1'28.120	266,7	11:07'14.736
6	18.585	24.120	21.772	22.650	1'27.127	270,0	11:08'41.863
7	18.594	24.143	21.549	22.603	1'26.889	265,4	11:10'08.752
8	18.558	23.925	21.609	22.694	1'26.786	267,3	11:11'35.538
9	18.624	23.902	21.631	22.643	1'26.800	266,7	11:13'02.338
10	18.695	23.997	21.790	22.606	1'27.088	266,0	11:14'29.426
Race Time 14'33.718							

4° 45 S. REDDING [1'26.475]							
Lap	Seg1	Seg2	Seg3	Seg4	Lap Time	km/h	Local Time
1		24.275	21.568	22.798	1'31.011	274,1	11:01'26.719
2	18.570	23.800	21.509	22.596	1'26.475	271,4	11:02'53.194
3	18.539	23.991	21.477	22.727	1'26.734	269,3	11:04'19.928
4	18.621	23.969	21.556	22.730	1'26.876	272,7	11:05'46.804
5	18.581	24.131	21.619	22.642	1'26.973	267,3	11:07'13.777
6	18.644	24.100	21.593	22.596	1'26.933	268,0	11:08'40.710
7	18.537	23.957	21.589	22.545	1'26.628	266,7	11:10'07.338
8	18.555	23.922	21.534	22.548	1'26.559	270,0	11:11'33.897
9	18.579	24.005	21.703	22.659	1'26.946	267,3	11:13'00.843
10	18.626	23.920	21.728	22.647	1'26.921	268,0	11:14'27.764
Race Time 14'32.056							

8° 14 S. LOWES [1'26.573]							
Lap	Seg1	Seg2	Seg3	Seg4	Lap Time	km/h	Local Time
1		24.215	21.612	22.597	1'30.386	272,0	11:01'26.094
2	18.614	23.877	21.531	22.551	1'26.573	271,4	11:02'52.667
3	18.716	23.982	21.551	22.583	1'26.832	270,7	11:04'19.499
4	18.769	23.888	21.628	22.631	1'26.916	270,7	11:05'46.415
5	18.657	24.241	21.654	22.601	1'27.153	270,0	11:07'13.568
6	18.750	24.000	21.716	22.931	1'27.397	270,0	11:08'40.965
7	18.946	24.860	22.165	22.802	1'28.773	273,4	11:10'09.738
8	18.737	24.053	21.570	22.748	1'27.108	271,4	11:11'36.846
9	18.765	24.074	21.591	22.662	1'27.092	269,3	11:13'03.938
10	18.660	24.080	21.738	22.733	1'27.211	270,7	11:14'31.149
Race Time 14'35.441							

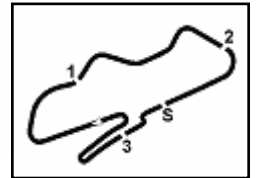
5° 22 A. LOWES [1'26.432]							
Lap	Seg1	Seg2	Seg3	Seg4	Lap Time	km/h	Local Time
1		24.309	21.701	22.987	1'31.553	275,5	11:01'27.261
2	18.491	23.869	21.490	22.623	1'26.473	271,4	11:02'53.734
3	18.608	23.728	21.485	22.702	1'26.523	272,0	11:04'20.257
4	18.565	23.914	21.604	22.735	1'26.818	271,4	11:05'47.075
5	18.610	24.006	21.912	22.951	1'27.479	267,3	11:07'14.554
6	18.537	24.037	21.557	22.673	1'26.804	270,0	11:08'41.358
7	18.644	23.877	21.483	22.618	1'26.622	267,3	11:10'07.980
8	18.518	23.764	21.597	22.553	1'26.432	270,0	11:11'34.412

9° 9 D. PETRUCCI [1'26.701]							
Lap	Seg1	Seg2	Seg3	Seg4	Lap Time	km/h	Local Time
1		24.451	21.955	23.319	1'32.626	275,5	11:01'28.334
2	18.704	24.155	21.829	22.603	1'27.291	279,1	11:02'55.625
3	18.522	23.857	21.776	22.580	1'26.735	273,4	11:04'22.360
4	18.426	23.721	21.813	22.741	1'26.701	276,9	11:05'49.061
5	18.687	23.881	21.707	22.750	1'27.025	274,8	11:07'16.086
6	18.443	23.886	21.756	22.847	1'26.932	275,5	11:08'43.018
7	18.530	24.250	21.877	22.761	1'27.418	279,1	11:10'10.436
8	18.496	24.054	22.078	22.843	1'27.471	274,1	11:11'37.907
9	18.487	24.003	21.680	22.581	1'26.751	276,2	11:13'04.658
10	18.494	23.971	21.890	22.605	1'26.960	276,2	11:14'31.618
Race Time 14'35.910							

14/07/2024 P = Pits In/Out - C = Lap Time Cancelled

10° 29 A. IANNONE [1'26.506]							
Lap	Seg1	Seg2	Seg3	Seg4	Lap Time	km/h	Local Time
1		24.622	22.074	23.174	1'33.350	270,7	11:01'29.058
2	18.664	24.013	21.666	22.828	1'27.171	274,8	11:02'56.229
3	18.677	24.066	22.112	22.627	1'27.482	272,0	11:04'23.711
4	18.467	23.865	21.553	22.726	1'26.611	272,7	11:05'50.322
5	18.596	24.007	21.737	22.767	1'27.107	272,7	11:07'17.429

These data/results cannot be reproduced, stored and/or transmitted in whole or in part by any manner of electronic, mechanical, photocopying, recording, broadcasting or otherwise now known or herein after developed without the previous express consent by the copyright owner, except for reproduction in daily press and regular printed publications on sale to the public within 60 days of the event related to those data/results and always provided that copyright symbol appears together as follows below.
© DORNA WSBK ORGANIZATION Srl 2024



Donington Park 4.023 m

Prosecco DOC UK Round, 12-14 July 2024
Chronological Analysis Tissot Superpole Race

Start at 10:59'55.708

2 / 3

6	18.715	23.940	21.734	22.695	1'27.084	270,0	11:08'44.513	3	18.685	24.390	21.745	22.705	1'27.525	272,0	11:04'22.849
7	18.518	23.753	21.545	22.690	1'26.506	274,1	11:10'11.019	4	18.643	23.965	21.756	22.764	1'27.128	271,4	11:05'49.977
8	18.531	24.211	21.772	22.915	1'27.429	269,3	11:11'38.448	5	18.679	24.002	21.712	22.738	1'27.131	271,4	11:07'17.108
9	18.525	23.907	21.574	22.608	1'26.614	279,1	11:13'05.062	6	18.823	24.402	21.886	22.873	1'27.984	272,0	11:08'45.092
10	18.548	23.890	21.694	23.023	1'27.155	274,8	11:14'32.217	7	18.738	24.021	21.742	22.683	1'27.184	272,7	11:10'12.276
Race Time 14'36.509															

11° 77 D. AEGERTER [1'26.778]							
Lap	Seg.1	Seg.2	Seg.3	Seg.4	Lap Time	km/h	Local Time
1		24.153	21.664	23.195	1'31.220	271,4	11:01'26.928
2	18.521	23.938	22.622	22.895	1'27.976	269,3	11:02'54.904
3	18.643	23.798	21.779	22.558	1'26.778	264,7	11:04'21.682
4	18.486	24.034	21.776	22.703	1'26.999	270,7	11:05'48.681
5	18.519	23.819	21.683	22.800	1'26.821	272,7	11:07'15.502
6	18.570	23.997	21.721	22.938	1'27.226	271,4	11:08'42.728
7	18.729	23.952	21.684	23.223	1'27.588	269,3	11:10'10.316
8	18.774	24.087	21.724	22.818	1'27.403	270,0	11:11'37.719
9	18.614	23.781	21.659	22.724	1'26.778	268,7	11:13'04.497
10	18.559	23.886	22.415	22.938	1'27.798	269,3	11:14'32.295
Race Time 14'36.587							

16° 21 M. RINALDI [1'26.867]							
Lap	Seg.1	Seg.2	Seg.3	Seg.4	Lap Time	km/h	Local Time
1		24.722	21.805	23.501	1'33.212	276,2	11:01'28.920
2	18.674	24.280	21.770	23.045	1'27.769	273,4	11:02'56.689
3	18.689	24.074	21.811	22.954	1'27.528	271,4	11:04'24.217
4	18.559	23.728	21.696	22.884	1'26.867	271,4	11:05'51.084
5	18.698	23.841	21.732	22.865	1'27.136	272,7	11:07'18.220
6	18.606	23.837	21.920	22.926	1'27.289	272,7	11:08'45.509
7	18.646	23.872	21.841	22.876	1'27.235	272,7	11:10'12.744
8	18.693	23.904	21.830	22.824	1'27.251	272,0	11:11'39.995
9	18.687	24.004	21.810	22.916	1'27.417	270,0	11:13'07.412
10	18.731	24.028	21.842	23.022	1'27.623	270,0	11:14'35.035
Race Time 14'39.327							

12° 60 M. VAN DER MARK [1'26.780]							
Lap	Seg.1	Seg.2	Seg.3	Seg.4	Lap Time	km/h	Local Time
1		24.299	21.745	22.947	1'31.415	274,1	11:01'27.123
2	18.787	23.835	21.889	23.119	1'27.630	274,1	11:02'54.753
3	18.629	23.808	21.686	22.657	1'26.780	270,7	11:04'21.533
4	18.505	23.935	21.617	22.756	1'26.813	272,0	11:05'48.346
5	18.617	23.850	21.621	22.782	1'26.870	272,0	11:07'15.216
6	18.597	24.089	21.828	22.878	1'27.392	270,7	11:08'42.608
7	18.730	24.248	22.270	22.858	1'28.106	269,3	11:10'10.714
8	18.663	24.283	21.683	22.799	1'27.428	270,7	11:11'38.142
9	18.579	23.917	21.943	22.778	1'27.217	272,0	11:13'05.359
10	18.631	23.959	21.727	22.821	1'27.138	273,4	11:14'32.497
Race Time 14'36.789							

17° 7 I. LECUONA [1'27.076]							
Lap	Seg.1	Seg.2	Seg.3	Seg.4	Lap Time	km/h	Local Time
1		24.698	21.962	22.843	1'32.884	274,1	11:01'28.592
2	18.740	24.198	21.775	23.068	1'27.781	271,4	11:02'56.373
3	18.824	24.497	21.771	22.934	1'28.026	272,0	11:04'24.399
4	18.724	24.081	21.727	22.774	1'27.306	269,3	11:05'51.705
5	18.749	23.928	21.639	22.760	1'27.076	268,7	11:07'18.781
6	18.982	24.088	21.780	22.737	1'27.587	267,3	11:08'46.368
7	18.840	24.031	21.671	22.708	1'27.250	268,0	11:10'13.618
8	18.868	24.160	21.785	22.752	1'27.565	267,3	11:11'41.183
9	18.919	24.096	21.656	22.903	1'27.574	267,3	11:13'08.757
10	19.084	24.425	21.926	23.220	1'28.655	266,0	11:14'37.412
Race Time 14'41.704							

13° 87 R. GARDNER [1'26.680]							
Lap	Seg.1	Seg.2	Seg.3	Seg.4	Lap Time	km/h	Local Time
1		24.503	22.049	22.767	1'32.043	272,7	11:01'27.751
2	18.586	23.740	21.743	22.701	1'26.770	272,7	11:02'54.521
3	18.526	23.689	21.634	22.860	1'26.709	270,0	11:04'21.230
4	18.481	23.760	21.661	22.778	1'26.680	271,4	11:05'47.910
5	18.480	23.749	21.818	23.009	1'27.056	274,1	11:07'14.966
6	18.573	24.012	21.792	22.790	1'27.167	271,4	11:08'42.133
7	18.571	24.183	22.139	22.998	1'27.891	272,7	11:10'10.024
8	18.587	24.953	21.689	23.098	1'28.327	270,0	11:11'38.351
9	18.796	23.911	21.940	22.840	1'27.487	272,7	11:13'05.838
10	18.533	24.246	21.840	22.698	1'27.317	268,7	11:14'33.155
Race Time 14'37.447							

18° 53 T. RABAT [1'27.365]							
Lap	Seg.1	Seg.2	Seg.3	Seg.4	Lap Time	km/h	Local Time
1		24.955	22.163	22.971	1'33.682	264,7	11:01'29.390
2	18.845	24.306	21.796	22.668	1'27.615	269,3	11:02'57.005
3	18.717	24.343	21.656	22.902	1'27.618	272,7	11:04'24.623
4	18.829	24.134	21.633	22.769	1'27.365	274,1	11:05'51.988
5	18.930	24.182	21.676	22.649	1'27.437	266,7	11:07'19.425
6	18.908	24.217	21.709	22.700	1'27.534	269,3	11:08'46.959
7	18.967	24.172	21.820	22.766	1'27.725	270,0	11:10'14.684
8	18.836	24.258	21.703	22.914	1'27.711	268,7	11:11'42.395
9	18.817	24.255	21.803	22.601	1'27.476	268,7	11:13'09.871
10	18.941	24.393	21.870	22.722	1'27.926	268,7	11:14'37.797
Race Time 14'42.089							

14° 31 G. GERLOFF [1'26.885]							
Lap	Seg.1	Seg.2	Seg.3	Seg.4	Lap Time	km/h	Local Time
1		24.766	21.776	22.849	1'32.371	275,5	11:01'28.079
2	18.842	24.128	22.099	22.966	1'28.035	275,5	11:02'56.114
3	18.658	24.083	21.676	22.635	1'27.052	272,7	11:04'23.166
4	18.456	23.995	21.683	22.813	1'26.947	272,7	11:05'50.113
5	18.637	24.091	21.659	22.791	1'27.178	272,7	11:07'17.291
6	18.687	24.150	21.885	22.876	1'27.598	272,0	11:08'44.889
7	18.569	23.968	21.737	22.611	1'26.885	272,0	11:10'11.774
8	18.710	23.888	21.696	22.801	1'27.095	274,8	11:11'38.869
9	18.641	24.075	21.744	22.757	1'27.217	272,7	11:13'06.086
10	18.580	24.364	21.693	22.688	1'27.325	273,4	11:14'33.411
Race Time 14'37.703							

19° 28 B. RAY [1'27.577]							
Lap	Seg.1	Seg.2	Seg.3	Seg.4	Lap Time	km/h	Local Time
1		25.079	22.277	23.417	1'34.050	269,3	11:01'29.758
2	18.835	24.143	21.899	22.983	1'27.860	268,7	11:02'57.618
3	18.704	23.996	21.912	22.932	1'27.544	267,3	11:04'25.162
4	18.683	23.993	21.875	22.826	1'27.377	266,7	11:05'52.539
5	18.733	24.132	21.771	22.835	1'27.471	266,7	11:07'20.010
6	18.701	24.106	21.938	22.791	1'27.536	267,3	11:08'47.546
7	18.702	24.206	21.927	22.874	1'27.709	265,4	11:10'15.255
8	18.656	24.104	21.884	22.845	1'27.489	267,3	11:11'42.744
9	18.749	24.247	21.871	22.838	1'27.705	268,0	11:13'10.449
10	18.751	24.268	21.901	22.936	1'27.856	266,7	11:14'38.305
Race Time 14'42.597							

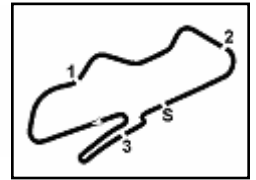
15° 97 X. VIERGE [1'27.128]							
Lap	Seg.1	Seg.2	Seg.3	Seg.4	Lap Time	km/h	Local Time
1		24.466	21.836	22.932	1'32.313	275,5	11:01'28.021
2	18.823	23.975	21.715	22.790	1'27.303	272,0	11:02'55.324

14/07/2024 P = Pits In/Out - C = Lap Time Cancelled

These data/results cannot be reproduced, stored and/or transmitted in whole or in part by any manner of electronic, mechanical, photocopying, recording, broadcasting or otherwise now known or herein after developed without the previous express consent by the copyright owner, except for reproduction in daily press and regular printed publications on sale to the public within 60 days of the event related to those data/results and always provided that copyright symbol appears together as follows below.

© DORNA WSBK ORGANIZATION Srl 2024





Prosecco DOC UK Round, 12-14 July 2024

Chronological Analysis Tissot Superpole Race

Start at 10:59'55.708

20° 5 P. OETTL (1'27.584)							
Lap	Seg.1	Seg.2	Seg.3	Seg.4	Lap Time	km/h	Local Time
1		24.944	22.283	23.234	1'34.376	264,1	11:01'30.084
2	18.821	24.098	21.983	22.962	1'27.864	264,7	11:02'57.948
3	18.787	24.084	21.930	22.857	1'27.658	262,1	11:04'25.606
4	18.713	24.024	22.009	22.838	1'27.584	263,4	11:05'53.190
5	18.800	24.006	22.008	22.877	1'27.691	263,4	11:07'20.881
6	18.735	24.100	22.007	22.824	1'27.666	260,2	11:08'48.547
7	18.691	23.955	22.070	22.947	1'27.663	259,6	11:10'16.210
8	18.843	24.139	21.929	22.826	1'27.737	263,4	11:11'43.947
9	18.789	24.233	22.327	23.044	1'28.393	261,5	11:13'12.340
10	18.744	24.226	22.114	22.879	1'27.963	263,4	11:14'40.303

Race Time 14'44.595

21° 27 A. NORRODIN (1'28.658)							
Lap	Seg.1	Seg.2	Seg.3	Seg.4	Lap Time	km/h	Local Time
1		24.988	22.368	23.551	1'34.657	267,3	11:01'30.365
2	19.003	24.319	22.214	23.122	1'28.658	262,8	11:02'59.023
3	18.920	24.417	22.275	23.184	1'28.796	255,9	11:04'27.819
4	18.912	24.337	22.466	23.082	1'28.797	259,0	11:05'56.616
5	19.075	24.692	22.432	22.981	1'29.180	257,8	11:07'25.796
6	19.035	24.614	22.460	23.173	1'29.282	258,4	11:08'55.078
7	19.057	24.762	22.645	23.207	1'29.671	256,5	11:10'24.749
8	19.178	24.793	22.519	23.120	1'29.610	259,0	11:11'54.359
9	19.335	24.657	22.514	23.091	1'29.597	256,5	11:13'23.956
10	19.390	24.829	22.708	23.206	1'30.133	255,3	11:14'54.089

Race Time 14'58.381

RET 47 A. BASSANI							
Lap	Seg.1	Seg.2	Seg.3	Seg.4	Lap Time	km/h	Local Time
1		24.932	21.824	23.272	1'33.070	274,8	11:01'28.778
2	18.642						

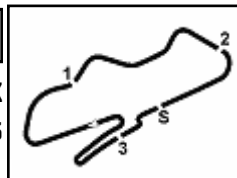
Race Time 1'33.070

14/07/2024

P = Pits In/Out - C = Lap Time Cancelled

These data/results cannot be reproduced, stored and/or transmitted in whole or in part by any manner of electronic, mechanical, photocopying, recording, broadcasting or otherwise now known or herein after developed without the previous express consent by the copyright owner, except for reproduction in daily press and regular printed publications on sale to the public within 60 days of the event related to those data/results and always provided that copyright symbol appears together as follows below.

© DORNA WSBK ORGANIZATION Srl 2024



Donington Park 4.023 m

Prosecco DOC UK Round, 12-14 July 2024

Best Laps & Speeds

No.	Rider Bike	Nat	Best Lap		FP1		FP2		FP3		SP		RC1		WUP		SPRC	
			LL	SPD	LL	SPD	LL	SPD	LL	SPD	LL	SPD	LL	SPD	LL	SPD	LL	SPD
1	54 T. RAZGATLIOGLU BMW M 1000 RR	TUR	1'24.629 94 276,2		1'26.419 14 275,5	1'26.013 20 274,8	1'25.905 13 274,1	1'24.629 8 275,5	1'25.786 23 272,0	1'25.582 6 276,2	1'25.733 10 272,7							
2	11 N. BULEGA Ducati Panigale V4R	ITA	1'25.202 97 276,9		1'27.511 19 273,4	1'26.238 22 274,8	1'26.812 11 274,1	1'25.202 6 274,1	1'26.717 23 276,9	1'26.452 6 276,2	1'26.091 10 274,1							
3	45 S. REDDING BMW M 1000 RR	GBR	1'25.406 90 274,1		1'27.754 19 267,3	1'26.434 19 272,7	1'26.188 11 270,7	1'25.406 7 270,7	1'26.757 18 270,0	1'27.328 6 270,7	1'26.475 10 274,1							
4	14 S. LOWES Ducati Panigale V4R	GBR	1'25.492 95 274,1		1'27.904 20 272,0	1'26.822 22 274,1	1'27.183 11 270,7	1'25.492 5 274,1	1'27.364 23 271,4	1'26.946 4 270,7	1'26.573 10 273,4							
5	77 D. AEGERTER Yamaha YZF R1	SUI	1'25.528 102 272,7		1'27.953 23 266,7	1'26.845 23 268,7	1'26.449 10 267,3	1'25.528 7 270,7	1'27.366 23 271,4	1'27.132 6 267,3	1'26.778 10 272,7							
6	60 M. VAN DER MARK BMW M 1000 RR	NED	1'25.621 95 274,1		1'27.756 18 266,7	1'26.907 20 271,4	1'26.791 10 270,0	1'25.621 8 273,4	1'27.265 23 272,7	1'26.649 6 272,0	1'26.780 10 274,1							
7	55 A. LOCATELLI Yamaha YZF R1	ITA	1'25.630 93 270,7		1'27.330 19 268,0	1'26.688 19 270,7	1'26.333 10 269,3	1'25.630 6 270,0	1'26.951 23 269,3	1'26.216 6 267,3	1'26.363 10 270,0							
8	65 J. REA Yamaha YZF R1	GBR	1'25.638 87 271,4		1'27.847 10 264,1	1'26.886 19 271,4	1'26.358 11 266,0	1'25.638 8 268,7	1'26.847 23 270,0	1'26.413 6 271,4	1'26.136 10 266,7							
9	22 A. LOWES Kawasaki ZX-10RR	GBR	1'25.644 93 275,5		1'27.125 17 269,3	1'26.296 18 270,0	1'26.690 12 268,7	1'25.644 7 270,7	1'26.611 23 271,4	1'26.168 6 267,3	1'26.432 10 275,5							
10	87 R. GARDNER Yamaha YZF R1	AUS	1'25.764 99 274,1		1'27.318 22 268,7	1'26.938 21 270,0	1'25.823 10 270,7	1'25.764 7 268,7	1'27.199 23 273,4	1'26.560 6 272,0	1'26.680 10 274,1							
11	1 A. BAUTISTA Ducati Panigale V4R	ESP	1'25.839 92 280,5		1'27.157 21 276,2	1'26.580 14 277,6	1'26.814 10 275,5	1'25.839 8 277,6	1'26.658 23 278,4	1'26.379 6 276,9	1'26.542 10 280,5							
12	31 G. GERLOFF BMW M 1000 RR	USA	1'25.845 96 279,1		1'27.052 20 272,7	1'27.154 19 274,1	1'26.506 10 274,8	1'25.845 8 279,1	1'27.378 23 275,5	1'27.384 6 272,7	1'26.885 10 275,5							
13	9 D. PETRUCCI Ducati Panigale V4R	ITA	1'25.895 86 279,1		1'26.835 18 274,1	1'26.235 14 276,9	1'26.577 8 276,9	1'25.895 7 272,7	1'26.946 23 278,4	1'26.426 6 275,5	1'26.701 10 279,1							
14	97 X. VIERGE Honda CBR1000 RR-R	ESP	1'26.156 75 275,5		1'28.518 22 268,7	1'27.605 18 273,4	1'26.958 11 271,4	1'26.156 7 272,0	1'27.491 1 274,8	1'27.399 6 270,7	1'27.128 10 275,5							
15	21 M. RINALDI Ducati Panigale V4R	ITA	1'26.167 97 276,2		1'27.784 19 272,7	1'26.696 19 271,4	1'26.985 12 270,0	1'26.167 8 272,0	1'27.491 23 273,4	1'26.662 6 270,7	1'26.867 10 276,2							
16	47 A. BASSANI Kawasaki ZX-10RR	ITA	1'26.197 84 274,8		1'28.206 17 266,0	1'26.838 21 270,7	1'26.813 9 271,4	1'26.197 7 268,7	1'27.309 23 273,4	1'27.022 6 271,4	1'26.867 1 274,8							
17	28 B. RAY Yamaha YZF R1	GBR	1'26.242 94 269,3		1'28.019 17 266,7	1'27.247 21 269,3	1'27.056 9 265,4	1'26.242 8 266,0	1'27.689 23 268,0	1'27.590 6 266,0	1'27.377 10 269,3							
18	7 I. LECUONA Honda CBR1000 RR-R	ESP	1'26.393 91 274,1		1'28.445 16 266,7	1'27.686 19 269,3	1'27.358 11 266,7	1'26.393 6 270,0	1'27.528 23 270,0	1'27.100 6 266,0	1'27.076 10 274,1							
19	29 A. IANNONE Ducati Panigale V4R	ITA	1'26.506 92 279,1		1'27.664 20 272,0	1'27.101 14 274,8	1'26.772 11 276,2	1'26.529 8 273,4	1'27.208 23 276,9	1'26.847 6 278,4	1'26.506 10 279,1							
20	53 T. RABAT Kawasaki ZX-10RR	ESP	1'26.607 100 274,1		1'28.114 23 270,0	1'27.317 23 272,0	1'27.076 10 269,3	1'26.607 5 266,0	1'27.906 23 272,0	1'28.220 6 271,4	1'27.365 10 274,1							
21	5 P. OETTL Yamaha YZF R1	GER	1'26.692 100 266,7		1'28.673 21 262,1	1'27.484 22 266,7	1'27.133 10 264,1	1'26.692 8 265,4	1'27.784 23 266,7	1'28.044 6 264,1	1'27.584 10 264,7							
22	95 T. MACKENZIE Honda CBR1000 RR-R	GBR	1'26.815 49 270,7		1'28.615 16 268,0	1'27.353 16 270,7	1'27.364 11 265,4	1'26.815 6 268,0										
23	27 A. NORRODIN Honda CBR1000 RR-R	MAS	1'28.488 92 267,3		1'30.623 20 259,0	1'29.694 17 264,7	1'29.106 9 265,4	1'28.488 7 264,7	1'29.299 23 264,1	1'30.477 6 260,2	1'28.658 10 267,3							

14/07/2024
These data/results cannot be reproduced, stored and/or transmitted in whole or in part by any manner of electronic, mechanical, photocopying, recording, broadcasting or otherwise now known or herein after developed without the previous express consent by the copyright owner, except for reproduction in daily press and regular printed publications on sale to the public within 60 days of the event related to those data/results and always provided that copyright symbol appears together as follows below.
© DORNA WSBK ORGANIZATION Srl 2024



Prosecco DOC UK Round, 12-14 July 2024

Fastest Laps Tissot Superpole Race

	No.	Rider	Nat	Team	Bike	Class	Lap	Time	Gap
1	54	T. RAZGATLIOGLU	TUR	ROKiT BMW Motorrad WorldSBK Team	BMW M 1000 RR		4	1'25.733	
2	11	N. BULEGA	ITA	Aruba.it Racing - Ducati	Ducati Panigale V4R		2	1'26.091	0.358
3	65	J. REA	GBR	Pata Prometeon Yamaha	Yamaha YZF R1		2	1'26.136	0.403
4	55	A. LOCATELLI	ITA	Pata Prometeon Yamaha	Yamaha YZF R1		2	1'26.363	0.630
5	22	A. LOWES	GBR	Kawasaki Racing Team WorldSBK	Kawasaki ZX-10RR		8	1'26.432	0.699
6	45	S. REDDING	GBR	Bonovo Action BMW	BMW M 1000 RR		2	1'26.475	0.742
7	29	A. IANNONE	ITA	Team GoEleven	Ducati Panigale V4R	IND	7	1'26.506	0.773
8	1	A. BAUTISTA	ESP	Aruba.it Racing - Ducati	Ducati Panigale V4R		2	1'26.542	0.809
9	14	S. LOWES	GBR	ELF Marc VDS Racing Team	Ducati Panigale V4R	IND	2	1'26.573	0.840
10	87	R. GARDNER	AUS	GYTR GRT Yamaha WorldSBK Team	Yamaha YZF R1		4	1'26.680	0.947
11	9	D. PETRUCCI	ITA	Barni Spark Racing Team	Ducati Panigale V4R	IND	4	1'26.701	0.968
12	77	D. AEGERTER	SUI	GYTR GRT Yamaha WorldSBK Team	Yamaha YZF R1		3	1'26.778	1.045
13	60	M. VAN DER MARK	NED	ROKiT BMW Motorrad WorldSBK Team	BMW M 1000 RR		3	1'26.780	1.047
14	21	M. RINALDI	ITA	Team Motocorsa Racing	Ducati Panigale V4R	IND	4	1'26.867	1.134
15	31	G. GERLOFF	USA	Bonovo Action BMW	BMW M 1000 RR		7	1'26.885	1.152
16	7	I. LECUONA	ESP	Team HRC	Honda CBR1000 RR-R		5	1'27.076	1.343
17	97	X. VIERGE	ESP	Team HRC	Honda CBR1000 RR-R		4	1'27.128	1.395
18	53	T. RABAT	ESP	Kawasaki Puccetti Racing	Kawasaki ZX-10RR	IND	4	1'27.365	1.632
19	28	B. RAY	GBR	Yamaha Motoxracing WorldSBK Team	Yamaha YZF R1	IND	4	1'27.377	1.644
20	5	P. OETTL	GER	GMT94 Yamaha	Yamaha YZF R1	IND	4	1'27.584	1.851
21	27	A. NORRODIN	MAS	PETRONAS MIE Racing Honda	Honda CBR1000 RR-R	IND	2	1'28.658	2.925

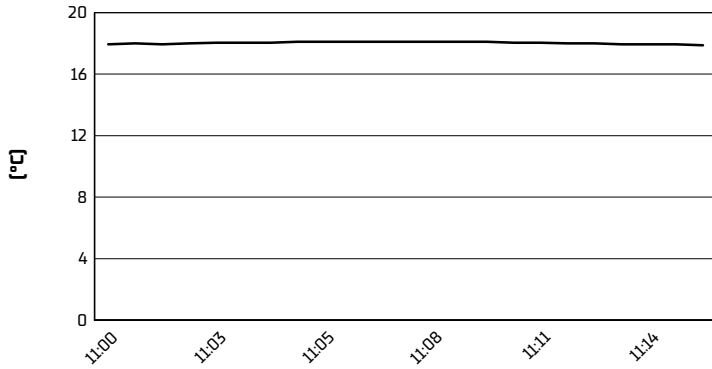
14/07/2024

These data/results cannot be reproduced, stored and/or transmitted in whole or in part by any manner of electronic, mechanical, photocopying, recording, broadcasting or otherwise now known or herein after developed without the previous express consent by the copyright owner, except for reproduction in daily press and regular printed publications on sale to the public within 60 days of the event related to those data/results and always provided that copyright symbol appears together as follows below.

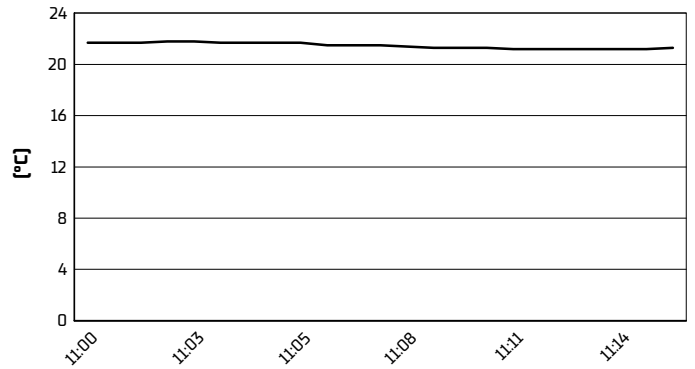
© DORNA WSBK ORGANIZATION Srl 2024

Prosecco DOC UK Round, 12-14 July 2024
Weather Report Tissot Superpole Race
Session started 11:00 - Session ended 11:16

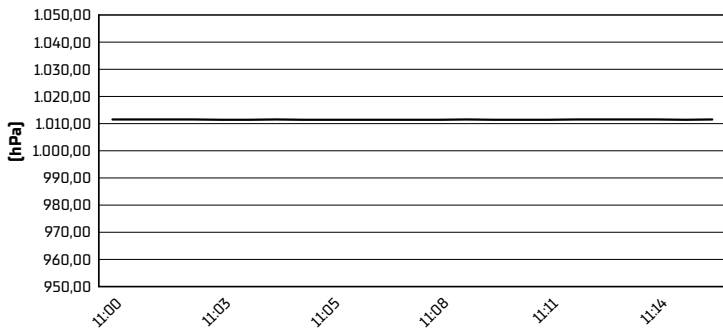
Air Temperature



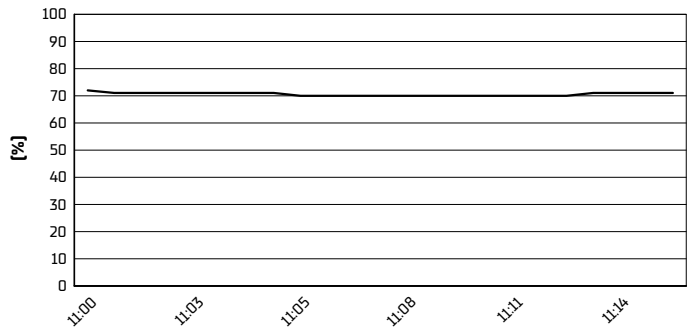
Track Temperature



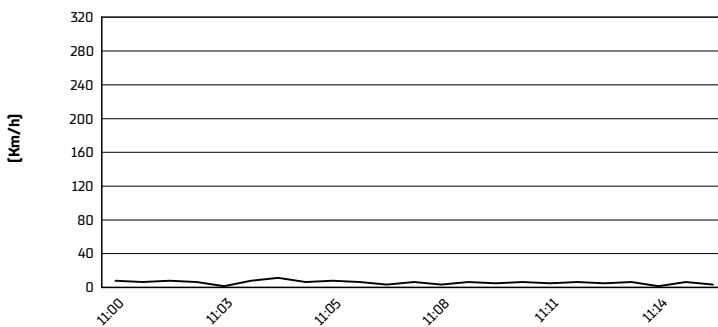
Air Pressure



Humidity



Wind Speed



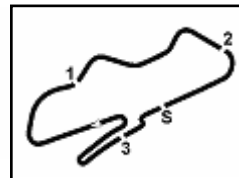
Wind Direction



14/07/2024

These data/results cannot be reproduced, stored and/or transmitted in whole or in part by any manner of electronic, mechanical, photocopying, recording, broadcasting or otherwise now known or herein after developed without the previous express consent by the copyright owner, except for reproduction in daily press and regular printed publications on sale to the public within 60 days of the event related to those data/results and always provided that copyright symbol appears together as follows below.

© DORNA WSBK ORGANIZATION Srl 2024



Donington Park 4.023 m

Prosecco DOC UK Round, 12-14 July 2024

Starting Grid - Race 2 [23 Laps x 4,023 km = 92,529 km]

1	1	54 RAZGATLIOGLU T. BMW	2	11 BULEGA N. Ducati	3	65 REA J. Yamaha
2	4	45 REDDING S. BMW	5	22 LOWES A. Kawasaki	6	1 BAUTISTA A. Ducati
3	7	55 LOCATELLI A. Yamaha	8	14 LOWES S. Ducati	9	9 PETRUCCI D. Ducati
4	10	77 AEGERTER D. Yamaha	11	60 VAN DER MARK M. BMW	12	87 GARDNER R. Yamaha
5	13	31 GERLOFF G. BMW	14	97 VIERGE X. Honda	15	21 RINALDI M. Ducati
6	16	47 BASSANI A. Kawasaki	17	28 RAY B. Yamaha	18	7 LECUONA I. Honda
7	19	29 IANNONE A. Ducati	20	53 RABAT T. Kawasaki	21	5 OETTL P. Yamaha
8	22	27 NORRODIN A. Honda				

14/07/2024 The Race Director

These data/results cannot be reproduced, stored and/or transmitted in whole or in part by any manner of electronic, mechanical, photocopying, recording, broadcasting or otherwise now known or herein after developed without the previous express consent by the copyright owner, except for reproduction in daily press and regular printed publications on sale to the public within 60 days of the event related to those data/results and always provided that copyright symbol appears together as follows below. © DORNA WSBK ORGANIZATION Srl 2024