

Donington Park 4.023 m

## Prosecco DOC UK Round, 12-14 July 2024

### Chronological Analysis Race 2

Start at 13:59'59.138

1 / 5

1° 54 T. RAZGATLIOGLU (1'25.597)							
Lap	Seg1	Seg2	Seg3	Seg4	Lap Time	km/h	Local Time
1		23.857	21.812	22.515	1'29.768	268,7	14:01'28.906
2	18.616	23.846	21.705	22.341	1'26.508	268,7	14:02'55.414
3	<b>18.324</b>	<b>23.485</b>	21.578	<b>22.210</b>	<b>1'25.597</b>	269,3	14:04'21.011
4	18.588	23.620	21.585	22.286	1'26.079	268,0	14:05'47.090
5	18.554	23.758	21.650	22.297	1'26.259	268,0	14:07'13.349
6	18.470	23.643	21.712	22.353	1'26.178	267,3	14:08'39.527
7	18.524	23.752	21.589	22.460	1'26.325	268,0	14:10'05.852
8	18.533	23.666	21.730	22.413	1'26.342	267,3	14:11'32.194
9	18.562	23.691	21.638	22.397	1'26.288	268,7	14:12'58.482
10	18.557	23.854	21.814	22.449	1'26.674	268,0	14:14'25.156
11	18.488	23.700	<b>21.528</b>	22.337	1'26.053	269,3	14:15'51.209
12	18.512	23.913	21.606	22.353	1'26.384	266,0	14:17'17.593
13	18.516	23.786	21.603	22.424	1'26.329	269,3	14:18'43.922
14	18.534	23.834	21.599	22.553	1'26.520	269,3	14:20'10.442
15	18.581	23.756	21.594	22.508	1'26.439	270,0	14:21'36.881
16	18.556	23.708	21.540	22.415	1'26.219	269,3	14:23'03.100
17	18.678	23.865	21.589	22.494	1'26.626	<b>270,7</b>	14:24'29.726
18	18.563	23.808	21.669	22.472	1'26.512	270,0	14:25'56.238
19	18.650	23.946	21.695	22.453	1'26.744	268,7	14:27'22.982
20	18.585	23.879	21.752	22.557	1'26.773	268,0	14:28'49.755
21	18.634	23.835	21.690	22.445	1'26.604	268,7	14:30'16.359
22	18.595	23.889	21.800	22.538	1'26.822	<b>270,7</b>	14:31'43.181
23	18.735	23.871	22.089	22.961	1'27.656	269,3	14:33'10.837
Race Time 33'11.699							

10	18.534	23.882	21.585	22.618	1'26.619	266,0	14:14'29.595
11	18.558	23.850	21.523	22.515	<b>1'26.446</b>	266,7	14:15'56.041
12	18.556	23.820	21.567	22.704	1'26.647	265,4	14:17'22.688
13	18.657	23.800	21.602	22.710	1'26.769	266,0	14:18'49.457
14	18.613	23.834	21.669	22.646	1'26.762	265,4	14:20'16.219
15	18.610	23.853	21.665	22.644	1'26.772	265,4	14:21'42.991
16	18.611	23.931	21.640	22.838	1'27.020	262,8	14:23'10.011
17	18.741	23.941	21.640	22.792	1'27.114	267,3	14:24'37.125
18	18.764	23.858	21.694	22.600	1'26.916	267,3	14:26'04.041
19	18.600	23.980	21.701	22.647	1'26.928	265,4	14:27'30.969
20	18.755	24.213	21.702	22.682	1'27.352	264,7	14:28'58.321
21	18.810	24.031	21.735	22.759	1'27.335	265,4	14:30'25.656
22	18.743	24.064	21.712	22.789	1'27.308	266,0	14:31'52.964
23	18.775	24.187	22.007	22.930	1'27.899	266,0	14:33'20.863
Race Time 33'21.725							

2° 11 N. BULEGA (1'26.317)							
Lap	Seg1	Seg2	Seg3	Seg4	Lap Time	km/h	Local Time
1		23.953	21.777	22.791	1'30.210	270,7	14:01'29.348
2	18.561	23.700	21.650	22.651	1'26.562	<b>272,7</b>	14:02'55.910
3	<b>18.409</b>	23.760	21.616	22.589	1'26.374	270,7	14:04'22.284
4	18.490	23.744	<b>21.542</b>	22.541	<b>1'26.317</b>	268,7	14:05'48.601
5	18.523	23.809	21.663	22.560	1'26.555	269,3	14:07'15.156
6	18.428	23.827	21.667	22.550	1'26.472	270,0	14:08'41.628
7	18.609	<b>23.647</b>	21.553	22.576	1'26.385	271,4	14:10'08.013
8	18.504	23.927	21.688	22.601	1'26.720	270,7	14:11'34.733
9	18.530	23.822	21.694	22.629	1'26.675	270,7	14:13'01.408
10	18.480	23.813	21.762	22.670	1'26.725	270,7	14:14'28.133
11	18.534	23.876	21.636	22.577	1'26.623	271,4	14:15'54.756
12	18.541	23.927	21.693	<b>22.530</b>	1'26.691	270,7	14:17'21.447
13	18.547	23.896	21.606	22.585	1'26.634	272,0	14:18'48.081
14	18.601	23.914	21.674	22.566	1'26.755	272,0	14:20'14.836
15	18.545	23.920	21.668	22.613	1'26.746	270,0	14:21'41.582
16	18.513	23.979	21.654	22.662	1'26.808	271,4	14:23'08.390
17	18.548	23.971	21.717	22.574	1'26.810	271,4	14:24'35.200
18	18.589	23.947	21.835	22.664	1'27.035	270,0	14:26'02.235
19	18.620	24.070	21.738	22.591	1'27.019	270,0	14:27'29.254
20	18.606	24.079	21.708	22.765	1'27.158	270,0	14:28'56.412
21	18.640	24.018	21.779	22.715	1'27.152	269,3	14:30'23.564
22	18.652	24.199	21.839	22.666	1'27.356	272,0	14:31'50.920
23	18.713	24.153	21.986	23.127	1'27.979	270,0	14:33'18.899
Race Time 33'19.761							

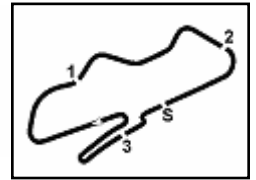
4° 45 S. REDDING (1'26.491)							
Lap	Seg1	Seg2	Seg3	Seg4	Lap Time	km/h	Local Time
1		24.099	21.684	22.829	1'30.410	269,3	14:01'29.548
2	18.576	23.790	21.610	22.825	1'26.801	<b>271,4</b>	14:02'56.349
3	<b>18.424</b>	23.766	21.594	22.769	1'26.553	268,0	14:04'22.902
4	18.537	23.813	21.624	22.665	1'26.639	267,3	14:05'49.541
5	18.535	23.884	22.049	22.754	1'27.222	266,0	14:07'16.763
6	18.582	23.841	21.646	<b>22.632</b>	1'26.701	269,3	14:08'43.464
7	18.594	23.904	21.550	22.680	1'26.728	266,7	14:10'10.192
8	18.567	23.888	21.593	22.710	1'26.758	266,0	14:11'36.950
9	18.543	<b>23.754</b>	<b>21.532</b>	22.662	<b>1'26.491</b>	269,3	14:13'03.441
10	18.497	23.899	21.595	22.698	1'26.689	266,7	14:14'30.130
11	18.464	23.846	21.589	22.656	1'26.555	268,7	14:15'56.685
12	18.477	24.145	21.637	22.790	1'27.049	267,3	14:17'23.734
13	18.642	24.054	21.757	23.224	1'27.677	265,4	14:18'51.411
14	18.634	24.032	21.638	22.696	1'27.000	265,4	14:20'18.411
15	18.717	24.073	21.826	22.646	1'27.262	268,7	14:21'45.673
16	18.731	24.087	21.621	22.709	1'27.148	264,7	14:23'12.821
17	18.682	24.090	21.714	22.669	1'27.155	265,4	14:24'39.976
18	18.603	24.038	21.639	22.785	1'27.065	266,0	14:26'07.041
19	18.681	24.100	21.711	22.725	1'27.217	264,7	14:27'34.258
20	18.608	24.141	21.704	22.718	1'27.171	264,1	14:29'01.429
21	18.691	23.988	21.660	22.843	1'27.182	266,0	14:30'28.611
22	18.727	24.019	21.724	22.711	1'27.181	266,7	14:31'55.792
23	18.653	24.099	21.743	22.825	1'27.320	267,3	14:33'23.112
Race Time 33'23.974							

3° 22 A. LOWES (1'26.446)							
Lap	Seg1	Seg2	Seg3	Seg4	Lap Time	km/h	Local Time
1		24.170	21.665	22.778	1'30.762	<b>272,0</b>	14:01'29.900
2	18.548	23.807	21.626	22.696	1'26.677	268,0	14:02'56.577
3	<b>18.501</b>	<b>23.780</b>	21.644	22.671	1'26.596	268,0	14:04'23.173
4	18.603	23.822	21.514	22.658	1'26.597	269,3	14:05'49.770
5	18.536	23.817	21.728	22.655	1'26.736	268,0	14:07'16.506
6	18.614	23.819	21.570	22.591	1'26.594	266,0	14:08'43.100
7	18.718	23.859	21.556	22.615	1'26.748	265,4	14:10'09.848
8	18.639	23.980	<b>21.488</b>	<b>22.486</b>	1'26.593	263,4	14:11'36.441
9	18.572	23.898	21.522	22.543	1'26.535	268,0	14:13'02.976

5° 1 A. BAUTISTA (1'26.634)							
Lap	Seg1	Seg2	Seg3	Seg4	Lap Time	km/h	Local Time
1		24.597	21.848	23.046	1'31.485	<b>276,2</b>	14:01'30.623
2	18.698	24.039	21.787	23.140	1'27.664	274,1	14:02'58.287
3	18.585	24.112	21.750	22.727	1'27.174	275,5	14:04'25.461
4	18.549	23.979	21.741	22.705	1'26.974	274,1	14:05'52.435
5	<b>18.454</b>	24.000	21.662	22.824	1'26.940	274,8	14:07'19.375
6	18.594	23.982	21.702	22.740	1'27.018	273,4	14:08'46.393
7	18.661	23.959	21.772	22.691	1'27.083	274,8	14:10'13.476
8	18.525	23.999	21.636	22.732	1'26.892	273,4	14:11'40.368
9	18.569	23.975	21.725	22.847	1'27.116	275,5	14:13'07.484
10	18.557	24.040	21.746	22.601	1'26.944	270,7	14:14'34.428
11	18.579	23.992	21.719	22.629	1'26.919	274,1	14:16'01.347
12	18.514	24.010	21.681	22.744	1'26.949	273,4	14:17'28.296
13	18.494	23.942	21.753	22.633	1'26.822	271,4	14:18'55.118
14	18.558	23.965	21.631	22.564	1'26.718	271,4	14:20'21.836
15	18.551	24.001	21.726	22.694	1'26.972	271,4	14:21'48.808
16	18.515	23.954	<b>21.622</b>	<b>22.543</b>	<b>1'26.634</b>	271,4	14:23'15.442
17	18.568	24.116	21.778	22.650	1'27.112	272,7	14:24'42.554
18	18.574	24.015	21.667	22.627	1'26.883	272,0	14:26'09.437
19	18.532	<b>23.896</b>	21.673	22.631	1'26.732	271,4	14:27'36.169
20	18.580	24.125	21.709	22.680	1'27.094	273,4	14:29'03.263

14/07/2024 P = Pits In/Out - C = Lap Time Cancelled

These data/results cannot be reproduced, stored and/or transmitted in whole or in part by any manner of electronic, mechanical, photocopying, recording, broadcasting or otherwise now known or herein after developed without the previous express consent by the copyright owner, except for reproduction in daily press and regular printed publications on sale to the public within 60 days of the event related to those data/results and always provided that copyright symbol appears together as follows below.



Donington Park 4.023 m

**Prosecco DOC UK Round, 12-14 July 2024**  
**Chronological Analysis Race 2**

Start at 13:59'59.138

2 / 5

21	18.611	24.020	21.721	22.572	1'26.924	272,7	14:30'30.187
22	18.548	24.114	21.692	22.644	1'26.998	274,1	14:31'57.185
23	18.619	24.015	21.779	22.715	1'27.128	274,8	14:33'24.313

Race Time 33'25.175

6° 9 D. PETRUCCI (1'26.754)							
Lap	Seg.1	Seg.2	Seg.3	Seg.4	Lap Time	km/h	Local Time
1		24.460	21.896	23.004	1'31.660	275,5	14:01'30.798
2	18.637	24.071	21.844	23.050	1'27.602	274,8	14:02'58.400
3	18.559	23.870	21.799	23.019	1'27.247	272,7	14:04'25.647
4	18.598	23.955	21.859	22.693	1'27.105	273,4	14:05'52.752
5	18.523	23.951	21.701	22.684	1'26.859	273,4	14:07'19.611
6	18.534	24.010	21.827	22.713	1'27.084	274,1	14:08'46.695
7	18.529	23.953	21.866	22.661	1'27.009	274,1	14:10'13.704
8	18.527	24.011	21.872	22.673	1'27.083	273,4	14:11'40.787
9	18.596	23.988	21.800	22.697	1'27.081	274,1	14:13'07.868
10	18.537	23.933	21.809	22.617	1'26.896	274,8	14:14'34.764
11	18.579	23.917	21.876	22.648	1'27.020	273,4	14:16'01.784
12	18.567	23.863	21.818	22.667	1'26.915	274,1	14:17'28.699
13	18.616	24.009	21.808	22.725	1'27.158	272,0	14:18'55.857
14	18.487	23.854	21.814	22.725	1'26.880	274,8	14:20'22.737
15	18.536	24.016	21.894	22.722	1'27.168	273,4	14:21'49.905
16	18.562	23.838	21.821	22.863	1'27.084	275,5	14:23'16.989
17	18.665	24.091	21.865	22.668	1'27.289	271,4	14:24'44.278
18	18.556	23.935	21.738	22.661	1'26.890	270,7	14:26'11.168
19	18.613	23.913	21.840	22.577	1'26.943	269,3	14:27'38.111
20	18.564	23.881	21.856	22.688	1'26.989	268,0	14:29'05.100
21	18.624	23.925	21.916	22.713	1'27.178	270,7	14:30'32.278
22	18.525	23.822	21.755	22.652	1'26.754	270,7	14:31'59.032
23	18.616	24.034	21.884	22.833	1'27.367	268,7	14:33'26.399

Race Time 33'27.261

7° 55 A. LOCATELLI (1'26.898)							
Lap	Seg.1	Seg.2	Seg.3	Seg.4	Lap Time	km/h	Local Time
1		24.420	21.826	23.038	1'31.333	268,0	14:01'30.471
2	18.628	23.869	21.724	22.872	1'27.093	266,7	14:02'57.564
3	18.599	23.895	21.805	22.722	1'27.021	264,7	14:04'24.585
4	18.611	23.887	21.652	22.748	1'26.898	262,8	14:05'51.483
5	18.611	23.973	21.679	22.702	1'26.965	264,1	14:07'18.448
6	18.690	23.891	21.776	22.636	1'26.993	258,4	14:08'45.441
7	18.535	23.894	22.075	22.748	1'27.252	263,4	14:10'12.693
8	18.615	24.007	21.759	22.696	1'27.077	259,6	14:11'39.770
9	18.640	23.963	21.783	22.630	1'27.016	264,1	14:13'06.786
10	18.655	24.024	21.876	22.727	1'27.282	260,9	14:14'34.068
11	18.672	23.924	21.785	22.541	1'26.922	260,9	14:16'00.990
12	18.596	24.017	21.785	22.572	1'26.970	261,5	14:17'27.960
13	18.655	23.975	22.087	22.703	1'27.420	262,8	14:18'55.380
14	18.592	23.975	21.760	22.703	1'27.030	266,7	14:20'22.410
15	18.609	23.931	21.712	22.678	1'26.930	264,7	14:21'49.340
16	18.643	24.118	21.885	22.857	1'27.503	264,1	14:23'16.843
17	18.701	24.473	21.915	22.787	1'27.876	268,0	14:24'44.719
18	18.595	24.007	21.748	22.715	1'27.065	264,1	14:26'11.784
19	18.603	23.970	21.684	22.800	1'27.057	265,4	14:27'38.841
20	18.675	24.038	21.762	22.641	1'27.116	264,1	14:29'05.957
21	18.709	23.891	21.768	22.645	1'27.013	264,1	14:30'32.970
22	18.604	24.021	21.723	22.667	1'27.015	267,3	14:31'59.985
23	18.762	24.043	21.691	22.699	1'27.195	266,7	14:33'27.180

Race Time 33'28.042

8° 65 J. REA (1'26.858)							
Lap	Seg.1	Seg.2	Seg.3	Seg.4	Lap Time	km/h	Local Time
1		24.215	21.826	23.076	1'30.992	267,3	14:01'30.130
2	18.673	23.821	21.867	22.831	1'27.192	265,4	14:02'57.322
3	18.634	23.927	21.936	22.992	1'27.489	264,1	14:04'24.811
4	18.661	23.934	21.701	22.655	1'26.951	264,1	14:05'51.762
5	18.640	23.964	21.830	22.722	1'27.156	265,4	14:07'18.918

14/07/2024 P = Pits In/Out - C = Lap Time Cancelled

These data/results cannot be reproduced, stored and/or transmitted in whole or in part by any manner of electronic, mechanical, photocopying, recording, broadcasting or otherwise now known or herein after developed without the previous express consent by the copyright owner, except for reproduction in daily press and regular printed publications on sale to the public within 60 days of the event related to those data/results and always provided that copyright symbol appears together as follows below.

© DORNA WSBK ORGANIZATION Srl 2024

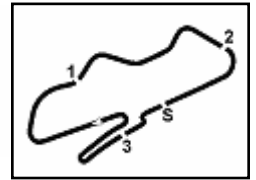
6	18.678	23.901	21.769	22.689	1'27.037	264,7	14:08'45.955
7	18.637	23.854	21.709	22.883	1'27.083	264,1	14:10'13.038
8	18.597	23.907	21.805	22.757	1'27.066	264,1	14:11'40.104
9	18.648	23.961	22.015	22.955	1'27.579	263,4	14:13'07.683
10	18.626	24.185	21.790	22.854	1'27.455	270,0	14:14'35.138
11	18.654	23.913	21.713	22.818	1'27.098	266,7	14:16'02.236
12	18.583	23.907	21.670	22.789	1'26.949	266,7	14:17'29.185
13	18.623	23.904	21.758	22.775	1'27.060	267,3	14:18'56.245
14	18.608	23.831	21.644	22.775	1'26.858	266,0	14:20'23.103
15	18.643	23.880	21.807	22.783	1'27.113	266,0	14:21'50.216
16	18.601	23.896	21.646	22.838	1'26.981	270,0	14:23'17.197
17	18.689	24.264	21.838	22.945	1'27.736	269,3	14:24'44.933
18	18.689	23.962	21.727	22.784	1'27.162	267,3	14:26'12.095
19	18.616	23.952	21.703	22.819	1'27.090	266,0	14:27'39.185
20	18.680	23.922	21.747	22.726	1'27.075	268,0	14:29'06.260
21	18.617	23.912	21.672	22.974	1'27.175	267,3	14:30'33.435
22	18.607	23.914	21.684	22.734	1'26.939	267,3	14:32'00.374
23	18.626	23.987	21.674	22.918	1'27.205	268,7	14:33'27.579

Race Time 33'28.441

9° 77 D. AEGERTER (1'26.889)							
Lap	Seg.1	Seg.2	Seg.3	Seg.4	Lap Time	km/h	Local Time
1		24.552	21.890	23.055	1'31.895	272,7	14:01'31.033
2	18.574	24.015	21.811	23.066	1'27.466	270,0	14:02'58.499
3	18.630	23.992	21.780	23.365	1'27.767	270,0	14:04'26.266
4	18.700	23.880	21.722	22.864	1'27.166	270,7	14:05'53.432
5	18.474	23.901	21.742	22.828	1'26.945	270,7	14:07'20.377
6	18.591	23.788	21.675	22.835	1'26.889	270,0	14:08'47.266
7	18.602	23.782	21.901	22.854	1'27.139	268,0	14:10'14.405
8	18.630	23.854	21.724	22.860	1'27.068	268,0	14:11'41.473
9	18.592	23.979	21.860	22.917	1'27.348	270,7	14:13'08.821
10	18.679	23.902	21.752	22.860	1'27.193	271,4	14:14'36.014
11	18.648	24.104	21.980	22.700	1'27.432	268,0	14:16'03.446
12	18.576	23.867	21.869	22.866	1'27.178	268,0	14:17'30.624
13	18.708	23.958	21.805	22.933	1'27.404	267,3	14:18'58.028
14	18.632	23.811	21.836	22.871	1'27.150	266,7	14:20'25.178
15	18.796	24.016	21.895	22.737	1'27.444	269,3	14:21'52.622
16	18.599	23.781	21.870	22.691	1'26.941	265,4	14:23'19.563
17	18.548	23.975	21.815	22.798	1'27.136	266,7	14:24'46.699
18	18.469	23.918	21.822	22.845	1'27.054	267,3	14:26'13.753
19	18.592	23.794	21.826	22.704	1'26.916	266,7	14:27'40.669
20	18.591	23.873	21.793	22.838	1'27.095	264,7	14:29'07.764
21	18.594	23.894	21.827	22.834	1'27.149	266,0	14:30'34.913
22	18.679	23.925	21.788	22.842	1'27.234	268,0	14:32'02.147
23	18.635	23.921	21.974	23.079	1'27.609	268,0	14:33'29.756

Race Time 33'30.618

10° 47 A. BASSANI (1'26.796)							
Lap	Seg.1	Seg.2	Seg.3	Seg.4	Lap Time	km/h	Local Time
1		24.770	21.915	23.368	1'33.190	275,5	14:01'32.328
2	18.663	24.346	21.639	22.826	1'27.474	270,0	14:02'59.802
3	18.515	23.964	22.093	22.909	1'27.481	271,4	14:04'27.283
4	18.602	23.987	21.660	22.990	1'27.239	273,4	14:05'54.522
5	18.534	24.060	21.523	22.860	1'26.977	270,7	14:07'21.499
6	18.598	23.886	21.554	22.902	1'26.940	270,7	14:08'48.439
7	18.613	23.827	21.611	22.745	1'26.796	274,8	14:10'15.235
8	18.622	23.903	21.656	22.763	1'26.944	269,3	14:11'42.179
9	18.638	23.914	21.677	22.956	1'27.185	273,4	14:13'09.364
10	18.637	23.918	21.678	23.035	1'27.268	274,1	14:14'36.632
11	18.615	24.006	21.680	22.958	1'27.259	272,0	14:16'03.891
12	18.730	24.030	21.745	23.320	1'27.825	270,0	14:17'31.716
13	18.752	24.168	21.770	22.716	1'27.406	270,7	14:18'59.122
14	18.752	24.038	21.661	22.662	1'27.113	268,7	14:20'26.235
15	18.759	23.940	21.597	22.728	1'27.024	269,3	14:21'53.259
16	18.755	24.053	21.716	22.872	1'27.396	272,0	14:23'20.655



Donington Park 4.023 m

**Prosecco DOC UK Round, 12-14 July 2024**  
**Chronological Analysis Race 2**

Start at 13:59'59.138

3 / 5

17	18.716	24.023	21.647	22.934	1'27.320	273,4	14:24'47.975	2	18.763	24.358	21.724	22.904	1'27.749	273,4	14:03'00.337	
18	18.745	24.073	21.712	22.788	1'27.318	265,4	14:26'15.293	3	18.887	24.260	21.851	23.119	1'28.117	272,0	14:04'28.454	
19	18.802	24.104	21.790	22.745	1'27.441	267,3	14:27'42.734	4	18.784	24.331	21.776	22.787	1'27.678	272,7	14:05'56.132	
20	18.933	24.271	21.770	22.787	1'27.761	270,0	14:29'10.495	5	18.636	24.100	21.891	22.929	1'27.556	274,1	14:07'23.688	
21	18.891	24.019	21.943	22.735	1'27.588	268,7	14:30'38.083	6	18.641	24.019	21.839	22.862	1'27.361	271,4	14:08'51.049	
22	18.887	24.336	21.823	22.881	1'27.927	268,7	14:32'06.010	7	18.832	23.857	21.718	22.782	1'27.189	272,0	14:10'18.238	
23	18.978	24.240	21.931	22.984	1'28.133	264,1	14:33'34.143	8	18.531	23.981	21.819	22.728	1'27.059	273,4	14:11'45.297	
									9	18.668	24.372	21.723	22.662	1'27.425	272,0	14:13'12.722
									10	18.670	24.092	21.625	23.132	1'27.519	275,5	14:14'40.241
									11	18.789	24.188	21.724	23.002	1'27.703	271,4	14:16'07.944
									12	18.641	24.206	21.758	22.848	1'27.453	272,7	14:17'35.397
									13	18.611	24.244	21.892	22.774	1'27.521	273,4	14:19'02.918
									14	18.633	24.189	21.815	22.912	1'27.549	272,0	14:20'30.467
									15	18.742	24.196	21.811	22.779	1'27.528	270,0	14:21'57.995
									16	18.703	24.128	21.720	22.777	1'27.328	272,0	14:23'25.323
									17	18.775	24.255	21.733	22.873	1'27.636	276,9	14:24'52.959
									18	18.769	24.118	21.913	22.997	1'27.797	271,4	14:26'20.756
									19	18.851	24.365	21.888	22.938	1'28.042	272,0	14:27'48.798
									20	18.776	24.296	21.884	22.562	1'27.518	270,0	14:29'16.316
									21	18.620	24.043	21.747	22.750	1'27.160	270,0	14:30'43.476
									22	18.678	24.243	21.730	22.707	1'27.358	270,7	14:32'10.834
									23	18.782	24.231	21.760	22.809	1'27.582	270,7	14:33'38.416
									Race Time 33'35.005							

11° 87 R. GARDNER [1'26.912]							
Lap	Seg1	Seg2	Seg3	Seg4	Lap Time	km/h	Local Time
1		24.622	21.907	23.089	1'32.129	272,0	14:01'31.267
2	18.684	23.820	21.978	22.921	1'27.403	269,3	14:02'58.670
3	18.608	24.019	21.740	23.102	1'27.469	271,4	14:04'26.139
4	18.642	23.894	21.650	22.873	1'27.059	269,3	14:05'53.198
5	18.517	23.919	21.685	22.791	1'26.912	268,0	14:07'20.110
6	18.538	23.813	21.649	22.972	1'26.972	270,7	14:08'47.082
7	18.490	23.820	21.836	22.815	1'26.961	268,7	14:10'14.043
8	18.560	23.916	21.870	22.836	1'27.182	268,7	14:11'41.225
9	18.569	24.028	21.830	22.921	1'27.348	268,7	14:13'08.573
10	18.568	24.060	21.730	22.792	1'27.150	268,7	14:14'35.723
11	18.622	24.050	21.810	22.700	1'27.182	266,7	14:16'02.905
12	18.594	23.921	21.782	23.014	1'27.311	266,7	14:17'30.216
13	18.700	23.933	21.835	22.867	1'27.335	264,7	14:18'57.551
14	18.608	23.962	21.918	22.959	1'27.447	264,1	14:20'24.998
15	18.815	24.040	21.980	23.076	1'27.911	264,7	14:21'52.909
16	18.828	24.009	21.769	22.997	1'27.603	267,3	14:23'20.512
17	18.649	24.025	22.967	23.418	1'29.059	266,7	14:24'49.571
18	19.095	24.259	21.952	22.996	1'28.302	263,4	14:26'17.873
19	18.744	24.013	22.086	22.916	1'27.759	262,1	14:27'45.632
20	18.758	24.119	21.933	23.236	1'28.046	262,8	14:29'13.678
21	18.735	24.086	21.916	23.103	1'27.840	266,7	14:30'41.518
22	18.769	24.094	21.829	22.875	1'27.567	264,7	14:32'09.085
23	18.757	24.124	22.014	22.837	1'27.732	270,0	14:33'36.817
Race Time 33'37.679							

14° 7 I. LECUONA [1'27.250]								
Lap	Seg1	Seg2	Seg3	Seg4	Lap Time	km/h	Local Time	
1			24.809	22.306	23.083	1'33.767	266,7	14:01'32.905
2	18.803	24.252	21.717	22.980	1'27.752	272,7	14:03'00.657	
3	18.795	24.217	21.743	22.885	1'27.640	270,7	14:04'28.297	
4	18.861	24.099	21.613	22.900	1'27.473	270,7	14:05'55.770	
5	18.813	24.064	21.690	22.781	1'27.348	269,3	14:07'23.118	
6	18.757	23.969	21.695	22.888	1'27.309	270,7	14:08'50.427	
7	18.844	23.830	21.793	22.861	1'27.328	270,0	14:10'17.755	
8	18.786	23.949	21.724	22.924	1'27.383	268,7	14:11'45.138	
9	18.782	24.024	21.711	22.733	1'27.250	269,3	14:13'12.388	
10	18.809	24.025	21.724	22.794	1'27.352	270,0	14:14'39.740	
11	18.789	24.100	21.762	22.829	1'27.480	269,3	14:16'07.220	
12	18.749	24.192	21.741	22.895	1'27.577	272,0	14:17'34.797	
13	18.770	23.968	21.875	22.844	1'27.457	265,4	14:19'02.254	
14	18.819	24.078	21.817	22.916	1'27.630	268,7	14:20'29.884	
15	18.847	24.028	21.833	22.892	1'27.600	268,0	14:21'57.484	
16	18.786	24.100	21.742	22.946	1'27.574	270,7	14:23'25.058	
17	18.971	24.112	21.916	23.096	1'28.095	268,7	14:24'53.153	
18	18.987	24.083	21.812	22.991	1'27.873	268,7	14:26'21.026	
19	18.989	24.173	21.872	23.071	1'28.105	268,7	14:27'49.131	
20	18.936	24.062	21.802	23.004	1'27.804	270,7	14:29'16.935	
21	18.932	24.078	21.834	23.035	1'27.879	270,0	14:30'44.814	
22	18.921	24.040	21.713	22.971	1'27.645	267,3	14:32'12.459	
23	18.953	24.132	21.875	23.076	1'28.036	266,0	14:33'40.495	
Race Time 33'41.357								

12° 60 M. VAN DER MARK [1'26.850]							
Lap	Seg1	Seg2	Seg3	Seg4	Lap Time	km/h	Local Time
1		24.755	22.150	23.253	1'33.325	268,7	14:01'32.463
2	18.626	24.414	21.693	22.962	1'27.695	273,4	14:03'00.158
3	18.638	24.046	21.769	22.853	1'27.306	272,0	14:04'27.464
4	18.653	23.995	21.696	22.916	1'27.260	270,7	14:05'54.724
5	18.683	23.991	21.704	22.741	1'27.119	271,4	14:07'21.843
6	18.605	23.951	21.671	22.743	1'26.970	270,0	14:08'48.813
7	18.614	23.904	21.683	22.649	1'26.850	271,4	14:10'15.663
8	18.609	24.065	21.696	22.840	1'27.210	268,0	14:11'42.873
9	18.728	24.020	21.672	22.768	1'27.188	270,0	14:13'10.061
10	18.671	24.043	21.599	22.693	1'27.006	270,7	14:14'37.067
11	18.731	23.988	21.728	22.692	1'27.139	272,0	14:16'04.206
12	18.642	23.992	21.759	23.048	1'27.441	267,3	14:17'31.647
13	18.687	24.143	21.844	22.972	1'27.646	270,0	14:18'59.293
14	18.865	23.968	21.797	22.849	1'27.479	270,0	14:20'26.772
15	18.782	24.033	21.806	22.853	1'27.474	268,7	14:21'54.246
16	18.832	23.973	21.749	22.895	1'27.449	270,7	14:23'21.695
17	18.836	24.128	21.766	23.224	1'27.954	272,0	14:24'49.649
18	19.183	24.242	21.911	23.011	1'28.347	269,3	14:26'17.996
19	18.744	24.106	21.893	23.078	1'27.821	270,0	14:27'45.817
20	18.775	24.150	21.790	22.703	1'27.418	269,3	14:29'13.235
21	18.861	24.076	21.869	22.916	1'27.722	268,0	14:30'40.957
22	18.800	24.243	21.909	22.783	1'27.735	268,0	14:32'08.692
23	18.945	24.174	22.334	22.799	1'28.252	268,7	14:33'36.944
Race Time 33'37.806							

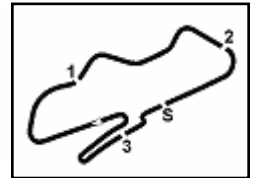
15° 97 X. VIERGE [1'27.310]								
Lap	Seg1	Seg2	Seg3	Seg4	Lap Time	km/h	Local Time	
1			24.449	21.945	23.171	1'32.392	271,4	14:01'31.530
2	18.943	24.154	21.725	22.746	1'27.568	270,7	14:02'59.098	
3	18.744	24.571	22.096	23.178	1'28.589	272,7	14:04'27.687	
4	18.786	24.033	21.668	22.866	1'27.353	271,4	14:05'55.040	
5	18.715	24.134	21.674	22.807	1'27.330	270,0	14:07'22.370	
6	18.724	24.029	21.748	22.809	1'27.310	272,0	14:08'49.680	
7	18.773	23.970	21.772	22.840	1'27.355	271,4	14:10'17.035	
8	18.741	24.054	21.834	22.775	1'27.404	267,3	14:11'44.439	
9	18.758	24.071	21.852	22.687	1'27.368	269,3	14:13'11.807	
10	18.883	24.071	21.781	22.779	1'27.514	266,7	14:14'39.321	
11	18.840	24.069	21.831	22.730	1'27.470	266,7	14:16'06.791	
12	18.784	24.218	21.914	22.756	1'27.672	267,3	14:17'34.463	

14/07/2024 P = Pits In/Out - C = Lap Time Cancelled

These data/results cannot be reproduced, stored and/or transmitted in whole or in part by any manner of electronic, mechanical, photocopying, recording, broadcasting or otherwise now known or herein after developed without the previous express consent by the copyright owner, except for reproduction in daily press and regular printed publications on sale to the public within 60 days of the event related to those data/results and always provided that copyright symbol appears together as follows below.

© DORNA WSBK ORGANIZATION Srl 2024





**Prosecco DOC UK Round, 12-14 July 2024**  
**Chronological Analysis Race 2**

Start at 13:59'59.138

4 / 5

13	18.833	24.097	21.901	22.804	1'27.635	266,7	14:19'02.098
14	18.833	24.063	21.775	22.791	1'27.462	268,7	14:20'29.560
15	18.919	24.121	21.814	22.818	1'27.672	268,7	14:21'57.232
16	18.782	24.143	21.790	22.858	1'27.573	270,7	14:23'24.805
17	18.822	24.145	21.888	22.825	1'27.680	267,3	14:24'52.485
18	18.950	24.191	21.930	23.090	1'28.161	266,7	14:26'20.646
19	18.919	24.202	21.962	22.865	1'27.948	266,0	14:27'48.594
20	18.927	24.224	21.934	22.989	1'28.074	268,7	14:29'16.668
21	18.869	24.255	21.858	23.370	1'28.352	270,0	14:30'45.020
22	19.003	24.118	21.707	22.860	1'27.688	<b>272,7</b>	14:32'12.708
23	18.994	24.187	21.797	23.177	1'28.155	272,0	14:33'40.863

Race Time 33'41.725

Race Time 33'42.372

16° 14 S. LOWES [1'27.238]							
Lap	Seg1	Seg2	Seg3	Seg4	Lap Time	km/h	Local Time
1		24.764	22.016	23.059	1'32.576	271,4	14:01'31.714
2	19.033	24.422	21.804	23.132	1'28.391	271,4	14:03'00.105
3	19.037	24.131	21.889	22.889	1'27.946	272,0	14:04'28.051
4	18.907	23.984	21.626	22.969	1'27.486	270,7	14:05'55.537
5	18.789	24.065	<b>21.609</b>	22.896	1'27.359	270,7	14:07'22.896
6	18.807	23.913	21.758	<b>22.796</b>	1'27.274	270,7	14:08'50.170
7	18.738	<b>23.861</b>	21.780	22.874	1'27.253	270,0	14:10'17.423
8	18.719	24.029	21.722	22.962	1'27.432	268,7	14:11'44.855
9	18.720	24.063	<b>21.609</b>	22.846	<b>1'27.238</b>	269,3	14:13'12.093
10	18.800	24.163	21.635	22.824	1'27.422	270,7	14:14'39.515
11	18.750	24.160	21.742	22.886	1'27.538	268,7	14:16'07.053
12	<b>18.668</b>	24.261	21.784	23.280	1'27.993	268,7	14:17'35.046
13	18.845	24.074	21.686	23.035	1'27.640	269,3	14:19'02.686
14	18.745	24.109	21.757	22.992	1'27.603	270,0	14:20'30.289
15	18.833	24.036	22.881	22.979	1'28.729	260,9	14:21'59.018
16	18.720	24.044	21.767	22.888	1'27.419	272,0	14:23'26.437
17	18.751	24.043	21.901	22.959	1'27.654	272,0	14:24'54.091
18	18.820	24.115	21.783	22.970	1'27.688	270,0	14:26'21.779
19	18.784	24.197	21.856	23.004	1'27.841	269,3	14:27'49.620
20	18.875	24.090	21.830	23.122	1'27.917	270,7	14:29'17.537
21	18.814	24.043	21.740	23.248	1'27.845	270,7	14:30'45.382
22	18.886	24.241	21.799	22.858	1'27.784	<b>272,7</b>	14:32'13.166
23	18.795	24.061	21.762	23.211	1'27.829	270,7	14:33'40.995

Race Time 33'41.857

17° 21 M. RINALDI [1'27.169]							
Lap	Seg1	Seg2	Seg3	Seg4	Lap Time	km/h	Local Time
1		24.640	22.276	23.321	1'33.668	271,4	14:01'32.806
2	19.076	24.202	21.887	23.044	1'28.209	<b>274,8</b>	14:03'01.015
3	18.872	23.966	21.879	23.041	1'27.758	273,4	14:04'28.773
4	18.751	24.190	21.870	22.945	1'27.756	272,7	14:05'56.529
5	18.630	24.033	21.732	23.009	1'27.404	273,4	14:07'23.933
6	18.653	23.993	21.909	22.943	1'27.498	272,7	14:08'51.431
7	18.767	<b>23.829</b>	21.718	23.004	1'27.318	272,7	14:10'18.749
8	<b>18.568</b>	<b>23.971</b>	21.771	<b>22.859</b>	<b>1'27.169</b>	270,7	14:11'45.918
9	18.691	23.996	21.730	22.895	1'27.312	273,4	14:13'13.230
10	18.655	23.994	<b>21.698</b>	23.070	1'27.417	272,7	14:14'40.647
11	18.733	24.214	21.755	22.913	1'27.615	272,7	14:16'08.262
12	18.732	24.015	21.765	23.115	1'27.627	272,7	14:17'35.889
13	18.932	24.050	21.818	22.938	1'27.738	274,1	14:19'03.627
14	18.686	23.977	21.808	22.920	1'27.391	272,7	14:20'31.018
15	18.793	23.979	21.825	22.882	1'27.479	270,7	14:21'58.497
16	18.713	24.029	21.831	22.870	1'27.443	271,4	14:23'25.940
17	18.714	24.014	21.801	23.085	1'27.614	272,7	14:24'53.554
18	18.783	24.119	21.853	23.079	1'27.834	272,0	14:26'21.388
19	18.793	24.140	21.944	23.102	1'27.979	267,3	14:27'49.367
20	18.808	24.092	21.895	23.087	1'27.882	272,0	14:29'17.249
21	18.815	24.066	21.917	23.184	1'27.982	273,4	14:30'45.231
22	18.931	24.131	21.952	23.158	1'28.172	273,4	14:32'13.403
23	18.882	24.072	21.918	23.235	1'28.107	272,0	14:33'41.510

18° 28 B. RAY [1'27.245]							
Lap	Seg1	Seg2	Seg3	Seg4	Lap Time	km/h	Local Time
1		24.950	22.327	23.642	1'34.223	268,7	14:01'33.361
2	18.846	24.179	22.048	23.007	1'28.080	266,0	14:03'01.441
3	18.757	24.009	21.914	23.018	1'27.698	269,3	14:04'29.139
4	18.632	24.136	21.905	23.013	1'27.686	268,0	14:05'56.825
5	18.704	24.044	21.881	22.782	1'27.411	265,4	14:07'24.236
6	18.640	24.046	21.776	22.948	1'27.410	269,3	14:08'51.646
7	18.731	<b>23.974</b>	21.752	23.021	1'27.478	268,7	14:10'19.124
8	18.653	24.047	21.800	<b>22.774</b>	1'27.274	266,7	14:11'46.398
9	<b>18.597</b>	24.069	<b>21.735</b>	22.844	<b>1'27.245</b>	268,0	14:13'13.643
10	18.718	24.017	21.767	22.897	1'27.399	267,3	14:14'41.042
11	18.672	24.055	21.796	23.003	1'27.526	<b>270,0</b>	14:16'08.568
12	18.635	24.081	21.848	23.060	1'27.624	268,7	14:17'36.192
13	18.769	24.201	22.036	22.808	1'27.814	262,8	14:19'04.006
14	18.656	24.012	21.870	22.931	1'27.469	268,7	14:20'31.475
15	18.716	24.118	22.222	22.955	1'28.011	264,1	14:21'59.486
16	18.719	24.245	21.867	22.826	1'27.657	266,7	14:23'27.143
17	18.677	23.980	21.838	22.933	1'27.428	268,7	14:24'54.571
18	18.731	24.101	21.895	22.975	1'27.702	268,7	14:26'22.273
19	18.706	24.185	21.925	23.076	1'27.892	266,7	14:27'50.165
20	18.736	24.119	21.915	23.013	1'27.783	268,7	14:29'17.948
21	18.823	24.161	21.921	22.995	1'27.900	268,0	14:30'45.848
22	18.815	24.294	21.895	23.086	1'28.090	266,7	14:32'13.938
23	18.844	24.211	22.025	23.268	1'28.348	268,0	14:33'42.286

Race Time 33'43.148

19° 53 T. RABAT [1'27.758]							
Lap	Seg1	Seg2	Seg3	Seg4	Lap Time	km/h	Local Time
1		24.959	22.325	23.543	1'34.652	248,8	14:01'33.790
2	18.984	24.268	21.981	23.003	1'28.236	268,0	14:03'02.026
3	18.954	24.271	21.877	22.983	1'28.085	268,7	14:04'30.111
4	18.883	24.337	21.862	22.974	1'28.056	264,7	14:05'58.167
5	18.919	24.411	21.848	22.926	1'28.104	<b>270,0</b>	14:07'26.271
6	18.972	24.300	21.887	<b>22.673</b>	1'27.832	268,0	14:08'54.103
7	18.894	<b>24.201</b>	21.916	22.747	<b>1'27.758</b>	266,0	14:10'21.861
8	<b>18.804</b>	24.341	21.882	22.769	1'27.796	265,4	14:11'49.657
9	18.895	24.289	21.928	22.753	1'27.865	266,7	14:13'17.522
10	18.934	24.323	<b>21.788</b>	22.817	1'27.862	264,1	14:14'45.384
11	18.900	24.281	21.934	22.741	1'27.856	258,4	14:16'13.240
12	18.948	24.357	21.906	22.738	1'27.949	264,1	14:17'41.189
13	18.907	24.284	21.839	22.859	1'27.889	261,5	14:19'09.078
14	18.902	24.209	21.962	22.825	1'27.898	264,7	14:20'36.976
15	18.966	24.327	21.857	22.788	1'27.938	264,1	14:22'04.914
16	18.889	24.447	21.940	22.780	1'28.056	261,5	14:23'32.970
17	19.012	24.343	21.885	22.902	1'28.142	259,0	14:25'01.112
18	18.930	24.356	22.037	22.829	1'28.152	259,6	14:26'29.264
19	18.892	24.261	21.968	22.948	1'28.069	262,1	14:27'57.333
20	18.990	24.475	22.028	23.001	1'28.494	254,1	14:29'25.827
21	19.053	24.482	22.033	22.978	1'28.546	262,1	14:30'54.373
22	18.988	24.413	21.976	22.821	1'28.198	262,8	14:32'22.571
23	19.101	24.520	22.089	22.913	1'28.623	260,9	14:33'51.194

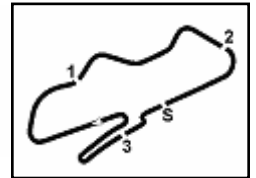
Race Time 33'52.056

20° 5 P. OETTL [1'27.995]							
Lap	Seg1	Seg2	Seg3	Seg4	Lap Time	km/h	Local Time
1		24.932	22.303	23.559	1'34.486	264,1	14:01'33.624
2	18.875	24.173	22.123	23.035	1'28.206	<b>264,7</b>	14:03'01.830
3	18.820	<b>24.061</b>	22.165	23.040	1'28.086	<b>264,7</b>	14:04'29.916
4	18.784	24.244	<b>21.983</b>	23.083	1'28.094	263,4	14:05'58.010
5	<b>18.727</b>	24.240	22.064	22.964	<b>1'27.995</b>	262,1	14:07'26.005
6	18.988	24.347	22.002	23.159	1'28.496	262,1	14:08'54.501
7	18.908	24.387	22.131	22.857	1'28.283	264,1	14:10'22.784
8	18.764	24.326	22.144	22.950	1'28.184	258,4	14:11'50.968

14/07/2024 P = Pits In/Out - C = Lap Time Cancelled

These data/results cannot be reproduced, stored and/or transmitted in whole or in part by any manner of electronic, mechanical, photocopying, recording, broadcasting or otherwise now known or herein after developed without the previous express consent by the copyright owner, except for reproduction in daily press and regular printed publications on sale to the public within 60 days of the event related to those data/results and always provided that copyright symbol appears together as follows below.

© DORNA WSBK ORGANIZATION Srl 2024



Start at 13:59'59.138

9	18.856	24.447	22.056	23.034	1'28.393	263,4	14:13'19.361
10	18.847	24.622	22.049	22.994	1'28.512	262,8	14:14'47.873
11	18.863	24.520	22.074	<b>22.855</b>	1'28.312	258,4	14:16'16.185
12	18.776	24.287	22.137	22.905	1'28.105	262,1	14:17'44.290
13	18.848	24.399	22.052	23.016	1'28.315	260,9	14:19'12.605
14	18.899	24.357	22.308	23.017	1'28.581	260,9	14:20'41.186
15	18.816	24.455	22.083	22.989	1'28.343	261,5	14:22'09.529
16	18.850	24.425	22.138	23.073	1'28.486	261,5	14:23'38.015
17	19.198	24.764	22.136	22.947	1'29.045	259,6	14:25'07.060
18	18.947	24.471	22.035	22.966	1'28.419	260,2	14:26'35.479
19	18.848	24.480	22.186	23.002	1'28.516	258,4	14:28'03.995
20	18.900	24.680	22.110	23.121	1'28.811	259,6	14:29'32.806
21	19.040	24.635	22.259	23.059	1'28.993	259,6	14:31'01.799
22	19.147	24.637	22.257	23.010	1'29.051	259,0	14:32'30.850
23	18.910	24.688	22.264	23.054	1'28.916	259,0	14:33'59.766

Race Time 34'00.628

RET	29 A. IANNONE [1'26.805]						
Lap	Seg1	Seg2	Seg3	Seg4	Lap Time	km/h	Local Time
1		24.662	22.015	23.229	1'32.923	269,3	14:01'32.061
2	18.673	24.066	21.666	22.793	1'27.198	272,0	14:02'59.259
3	18.701	23.993	22.329	22.736	1'27.759	274,1	14:04'27.018
4	18.612	24.058	21.709	22.860	1'27.239	272,0	14:05'54.257
5	18.595	24.014	<b>21.597</b>	22.796	1'27.002	270,7	14:07'21.259
6	<b>18.503</b>	23.910	21.743	<b>22.725</b>	1'26.881	271,4	14:08'48.140
7	18.580	<b>23.849</b>	21.605	22.771	<b>1'26.805</b>	272,0	14:10'14.945
8	18.554	23.892	21.605	22.815	1'26.866	272,7	14:11'41.811
9	18.560	23.982	21.813	22.973	1'27.328	<b>274,8</b>	14:13'09.139
10	18.616	23.901	21.660	22.863	1'27.040	274,1	14:14'36.179
11	18.742	23.974	21.822	22.879	1'27.417	272,7	14:16'03.596
12	18.666	23.992	21.784	22.997	1'27.439	272,7	14:17'31.035
13	18.634	24.997	22.225	22.941	1'28.797	264,7	14:18'59.832
14	18.729	24.085	21.942	23.310	1'28.066	<b>274,8</b>	14:20'27.898
15	18.823	24.091	21.871	22.833	1'27.618	273,4	14:21'55.516
16	18.775	24.023	21.901	22.894	1'27.593	272,0	14:23'23.109
17	18.768	24.126	22.680	28.101	1'33.675P	273,4	14:24'56.784

Race Time 24'57.646

RET	27 A. NORRODIN [1'28.830]						
Lap	Seg1	Seg2	Seg3	Seg4	Lap Time	km/h	Local Time
1		25.020	22.632	23.567	1'35.184	<b>264,7</b>	14:01'34.322
2	19.019	<b>24.419</b>	<b>22.243</b>	<b>23.149</b>	<b>1'28.830</b>	262,1	14:03'03.152
3	<b>18.877</b>	24.530					

Race Time 3'04.014

14/07/2024 P = Pits In/Out - C = Lap Time Cancelled

These data/results cannot be reproduced, stored and/or transmitted in whole or in part by any manner of electronic, mechanical, photocopying, recording, broadcasting or otherwise now known or herein after developed without the previous express consent by the copyright owner, except for reproduction in daily press and regular printed publications on sale to the public within 60 days of the event related to those data/results and always provided that copyright symbol appears together as follows below.

© DORNA WSBK ORGANIZATION Srl 2024