

No.	Rider	Nat	Team	Bike	Class	Time	Gap	Rel.	Laps	Speed	
										Avg	Max
1	<b>87 R. GARDNER</b>	AUS	GYTR GRT Yamaha WorldSBK Team	Yamaha YZF R1		<b>1'25.823</b>			10	168,752	<b>270,7</b>
2	<b>54 T. RAZGATLIOGLU</b>	TUR	ROKIT BMW Motorrad WorldSBK Team	BMW M1000 RR		<b>1'25.905</b>	0.082	0.082	13	168,591	<b>274,1</b>
3	<b>45 S. REDDING</b>	GBR	Bonovo Action BMW	BMW M1000 RR		<b>1'26.188</b>	0.365	0.283	11	168,037	<b>270,7</b>
4	<b>55 A. LOCATELLI</b>	ITA	Pata Prometeon Yamaha	Yamaha YZF R1		<b>1'26.333</b>	0.510	0.145	10	167,755	<b>269,3</b>
5	<b>65 J. REA</b>	GBR	Pata Prometeon Yamaha	Yamaha YZF R1		<b>1'26.358</b>	0.535	0.025	11	167,707	<b>266,0</b>
6	<b>77 D. AEGERTER</b>	SUI	GYTR GRT Yamaha WorldSBK Team	Yamaha YZF R1		<b>1'26.449</b>	0.626	0.091	10	167,530	<b>267,3</b>
7	<b>31 G. GERLOFF</b>	USA	Bonovo Action BMW	BMW M1000 RR		<b>1'26.506</b>	0.683	0.057	10	167,420	<b>274,8</b>
8	<b>9 D. PETRUCCI</b>	ITA	Barni Spark Racing Team	Ducati Panigale V4R	IND	<b>1'26.577</b>	0.754	0.071	8	167,282	<b>276,9</b>
9	<b>22 A. LOWES</b>	GBR	Kawasaki Racing Team WorldSBK	Kawasaki ZX-10RR		<b>1'26.690</b>	0.867	0.113	12	167,064	<b>268,7</b>
10	<b>29 A. IANNONE</b>	ITA	Team GoEleven	Ducati Panigale V4R	IND	<b>1'26.772</b>	0.949	0.082	11	166,906	<b>276,2</b>
11	<b>60 M. VAN DER MARK</b>	NED	ROKIT BMW Motorrad WorldSBK Team	BMW M1000 RR		<b>1'26.791</b>	0.968	0.019	10	166,870	<b>270,0</b>
12	<b>11 N. BULEGA</b>	ITA	Aruba.it Racing - Ducati	Ducati Panigale V4R		<b>1'26.812</b>	0.989	0.021	11	166,829	<b>274,1</b>
13	<b>47 A. BASSANI</b>	ITA	Kawasaki Racing Team WorldSBK	Kawasaki ZX-10RR		<b>1'26.813</b>	0.990	0.001	9	166,828	<b>271,4</b>
14	<b>1 A. BAUTISTA</b>	ESP	Aruba.it Racing - Ducati	Ducati Panigale V4R		<b>1'26.814</b>	0.991	0.001	10	166,826	<b>275,5</b>
15	<b>97 X. VIERGE</b>	ESP	Team HRC	Honda CBR1000 RR-R		<b>1'26.958</b>	1.135	0.144	11	166,549	<b>271,4</b>
16	<b>21 M. RINALDI</b>	ITA	Team Motocorsa Racing	Ducati Panigale V4R	IND	<b>1'26.985</b>	1.162	0.027	12	166,498	<b>270,0</b>
17	<b>28 B. RAY</b>	GBR	Yamaha Motoxracing WorldSBK Team	Yamaha YZF R1	IND	<b>1'27.056</b>	1.233	0.071	9	166,362	<b>265,4</b>
18	<b>53 T. RABAT</b>	ESP	Kawasaki Puccetti Racing	Kawasaki ZX-10RR	IND	<b>1'27.076</b>	1.253	0.020	10	166,324	<b>269,3</b>
19	<b>5 P. OETTL</b>	GER	GMT94 Yamaha	Yamaha YZF R1	IND	<b>1'27.133</b>	1.310	0.057	10	166,215	<b>264,1</b>
20	<b>14 S. LOWES</b>	GBR	ELF Marc VDS Racing Team	Ducati Panigale V4R	IND	<b>1'27.183</b>	1.360	0.050	11	166,120	<b>270,7</b>
21	<b>7 I. LECUONA</b>	ESP	Team HRC	Honda CBR1000 RR-R		<b>1'27.358</b>	1.535	0.175	11	165,787	<b>266,7</b>
22	<b>95 T. MACKENZIE</b>	GBR	PETRONAS MIE Racing Honda	Honda CBR1000 RR-R	IND	<b>1'27.364</b>	1.541	0.006	11	165,775	<b>265,4</b>
23	<b>27 A. NORRODIN</b>	MAS	PETRONAS MIE Racing Honda	Honda CBR1000 RR-R	IND	<b>1'29.106</b>	3.283	1.742	9	162,535	<b>265,4</b>

Qualifying Lap Time (105% of 1'25.823): 1'30.115

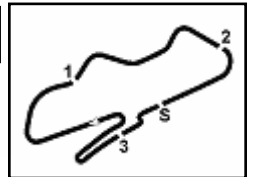
AIR	Humidity:	73%	Temp:	15°C
TRACK	Condition:	Dry	Temp:	18°C

Records	Pole	(SP)	2023 J.Rea	1'26.041	168,320	Km/h
	Race	(SPRC)	2023 A.Bautista	1'25.896	168,610	Km/h
	All Times	(SPRC)	2023 A.Bautista	1'25.896	168,610	Km/h

Start 09:00 End 09:22 The results are provisional until the end of the time limit for protests and appeals and the completion of the technical checks.

These data/results cannot be reproduced, stored and/or transmitted in whole or in part by any manner of electronic, mechanical, photocopying, recording, broadcasting or otherwise now known or herein after developed without the previous express consent by the copyright owner, except for reproduction in daily press and regular printed publications on sale to the public within 60 days of the event related to those data/results and always provided that copyright symbol appears together as follows below.

© DORNA WSBK ORGANIZATION Srl 2024



## Prosecco DOC UK Round, 12-14 July 2024

### Results Free Practice 3rd Session

#### Session Highlights

Local Time	No. Rider	Description
09.00.00		Start of Session
09.00.08		WorldSBK Pit Intervention Time: 48secs
09.03.47	<b>65</b> J. <b>REA</b>	#65 check racelink gps - very poor track coverage
09.05.17	<b>97</b> X. <b>VIERGE</b>	#97 Lap Cancelled [1'29.299] - Exceeded Track Limits - Turn 10
09.11.02	<b>53</b> T. <b>RABAT</b>	#53 Lap Cancelled [1'33.546] - Course Cutting on Turn 9
09.12.03	<b>47</b> A. <b>BASSANI</b>	#47 On the Gravel - Rejoined - Turn 8
09.13.43	<b>7</b> I. <b>LECUONA</b>	#7 Lap Cancelled [1'36.765] - Exceeded Track Limits - Turn 10
09.17.01	<b>27</b> A. <b>NORRODIN</b>	#27 Lap Cancelled [7'19.467] - Course Cutting on Turn 9
09.18.43	<b>87</b> R. <b>GARDNER</b>	#87 On the Gravel - Rejoined - Turn 8
09.18.46	<b>22</b> A. <b>LOWES</b>	#22 Lap Cancelled [1'27.045] - Exceeded Track Limits - Turn 10
09.19.26	<b>29</b> A. <b>IANNONE</b>	#29 Lap Cancelled [1'30.557] - Exceeded Track Limits - Turn 10
09.19.49	<b>55</b> A. <b>LOCATELLI</b>	#55 Lap Cancelled [1'30.956] - Course Cutting - Turn 9
09.20.33	<b>77</b> D. <b>AEGERTER</b>	#77 On Asphalt - Rejoined - Turn 11
09.22.12	<b>22</b> A. <b>LOWES</b>	#22 check chequered flag on dashboard
09.22.28		End of Session

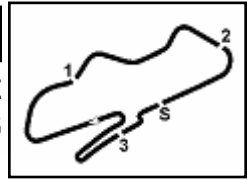
#### Fastest Laps Sequence

No.	Rider	Nat	Team	Bike	Local Time	Time	Gap	Avg
<b>65</b>	J. <b>REA</b>	GBR	Pata Prometeon Yamaha	Yamaha YZF R1	09:03'03.384	<b>1'27.587</b>		165,353
<b>54</b>	T. <b>RAZGATLIOGLU</b>	TUR	RDKIT BMW Motorrad WorldSBK Team	BMW M1000 RR	09:03'38.788	<b>1'26.085</b>	-1.502	168,238
<b>54</b>	T. <b>RAZGATLIOGLU</b>	TUR	RDKIT BMW Motorrad WorldSBK Team	BMW M1000 RR	09:05'04.693	<b>1'25.905</b>	-0.180	168,591
<b>87</b>	R. <b>GARDNER</b>	AUS	GYTR GRT Yamaha WorldSBK Team	Yamaha YZF R1	09:20'57.012	<b>1'25.823</b>	-0.082	168,752

13/07/2024 Start 09:00 End 09:22 The results are provisional until the end of the time limit for protests and appeals and the completion of the technical checks.

These data/results cannot be reproduced, stored and/or transmitted in whole or in part by any manner of electronic, mechanical, photocopying, recording, broadcasting or otherwise now known or herein after developed without the previous express consent by the copyright owner, except for reproduction in daily press and regular printed publications on sale to the public within 60 days of the event related to those data/results and always provided that copyright symbol appears together as follows below.

© DORNA WSBK ORGANIZATION Srl 2024



**Prosecco DOC UK Round, 12-14 July 2024**  
**Free Practices Combined Results**

No.	Rider	Nat	Team	Bike	Class	FP1	FP2	FP3	Time	Gap	Rel.	Avg	LL
1	<b>87 R. GARDNER</b>	AUS	GYTR GRT Yamaha WorldSBK Team	Yamaha YZF R1		1'27.318	1'26.938	<b>1'25.823</b>	<b>1'25.823</b>			168,752	53
2	<b>54 T. RAZGATLIOGLU</b>	TUR	ROKiT BMW Motorrad WorldSBK Team	BMW M1000 RR		1'26.419	1'26.013	<b>1'25.905</b>	<b>1'25.905</b>	0.082	0.082	168,591	47
3	<b>45 S. REDDING</b>	GBR	Bonovo Action BMW	BMW M1000 RR		1'27.754	1'26.434	<b>1'26.188</b>	<b>1'26.188</b>	0.365	0.283	168,037	49
4	<b>9 D. PETRUCCI</b>	ITA	Barni Spark Racing Team	Ducati Panigale V4R	IND	1'26.835	<b>1'26.235</b>	1'26.577	<b>1'26.235</b>	0.412	0.047	167,946	40
5	<b>11 N. BULEGA</b>	ITA	Aruba.it Racing - Ducati	Ducati Panigale V4R		1'27.511	<b>1'26.238</b>	1'26.812	<b>1'26.238</b>	0.415	0.003	167,940	52
6	<b>22 A. LOWES</b>	GBR	Kawasaki Racing Team WorldSBK	Kawasaki ZX-10RR		1'27.125	<b>1'26.296</b>	1'26.690	<b>1'26.296</b>	0.473	0.058	167,827	47
7	<b>55 A. LOCATELLI</b>	ITA	Pata Prometeon Yamaha	Yamaha YZF R1		1'27.330	1'26.688	<b>1'26.333</b>	<b>1'26.333</b>	0.510	0.037	167,755	48
8	<b>65 J. REA</b>	GBR	Pata Prometeon Yamaha	Yamaha YZF R1		1'27.847	1'26.886	<b>1'26.358</b>	<b>1'26.358</b>	0.535	0.025	167,707	40
9	<b>77 D. AEGERTER</b>	SUI	GYTR GRT Yamaha WorldSBK Team	Yamaha YZF R1		1'27.953	1'26.845	<b>1'26.449</b>	<b>1'26.449</b>	0.626	0.091	167,530	56
10	<b>31 G. GERLOFF</b>	USA	Bonovo Action BMW	BMW M1000 RR		1'27.052	1'27.154	<b>1'26.506</b>	<b>1'26.506</b>	0.683	0.057	167,420	49
11	<b>1 A. BAUTISTA</b>	ESP	Aruba.it Racing - Ducati	Ducati Panigale V4R		1'27.157	<b>1'26.580</b>	1'26.814	<b>1'26.580</b>	0.757	0.074	167,277	45
12	<b>21 M. RINALDI</b>	ITA	Team Motocorsa Racing	Ducati Panigale V4R	IND	1'27.784	<b>1'26.696</b>	1'26.985	<b>1'26.696</b>	0.873	0.116	167,053	50
13	<b>29 A. IANNONE</b>	ITA	Team GoEleven	Ducati Panigale V4R	IND	1'27.664	1'27.101	<b>1'26.772</b>	<b>1'26.772</b>	0.949	0.076	166,906	45
14	<b>60 M. VAN DER MARK</b>	NED	ROKiT BMW Motorrad WorldSBK Team	BMW M1000 RR		1'27.756	1'26.907	<b>1'26.791</b>	<b>1'26.791</b>	0.968	0.019	166,870	48
15	<b>47 A. BASSANI</b>	ITA	Kawasaki Racing Team WorldSBK	Kawasaki ZX-10RR		1'28.206	1'26.838	<b>1'26.813</b>	<b>1'26.813</b>	0.990	0.022	166,828	47
16	<b>14 S. LOWES</b>	GBR	ELF Marc VDS Racing Team	Ducati Panigale V4R	IND	1'27.904	<b>1'26.822</b>	1'27.183	<b>1'26.822</b>	0.999	0.009	166,810	53
17	<b>97 X. VIERGE</b>	ESP	Team HRC	Honda CBR1000 RR-R		1'28.518	1'27.605	<b>1'26.958</b>	<b>1'26.958</b>	1.135	0.136	166,549	51
18	<b>28 B. RAY</b>	GBR	Yamaha Motoxrcing WorldSBK Team	Yamaha YZF R1	IND	1'28.019	1'27.247	<b>1'27.056</b>	<b>1'27.056</b>	1.233	0.098	166,362	47
19	<b>53 T. RABAT</b>	ESP	Kawasaki Puccetti Racing	Kawasaki ZX-10RR	IND	1'28.114	1'27.317	<b>1'27.076</b>	<b>1'27.076</b>	1.253	0.020	166,324	56
20	<b>5 P. OETTL</b>	GER	GMT94 Yamaha	Yamaha YZF R1	IND	1'28.673	1'27.484	<b>1'27.133</b>	<b>1'27.133</b>	1.310	0.057	166,215	53
21	<b>95 T. MACKENZIE</b>	GBR	PETRONAS MIE Racing Honda	Honda CBR1000 RR-R	IND	1'28.615	<b>1'27.353</b>	1'27.364	<b>1'27.353</b>	1.530	0.220	165,796	43
22	<b>7 I. LECUONA</b>	ESP	Team HRC	Honda CBR1000 RR-R		1'28.445	1'27.686	<b>1'27.358</b>	<b>1'27.358</b>	1.535	0.005	165,787	46
23	<b>27 A. NORRODIN</b>	MAS	PETRONAS MIE Racing Honda	Honda CBR1000 RR-R	IND	1'30.623	1'29.694	<b>1'29.106</b>	<b>1'29.106</b>	3.283	1.748	162,535	46

13/07/2024

These data/results cannot be reproduced, stored and/or transmitted in whole or in part by any manner of electronic, mechanical, photocopying, recording, broadcasting or otherwise now known or herein after developed without the previous express consent by the copyright owner, except for reproduction in daily press and regular printed publications on sale to the public within 60 days of the event related to those data/results and always provided that copyright symbol appears together as follows below.

© DORNA WSBK ORGANIZATION Srl 2024

## Prosecco DOC UK Round, 12-14 July 2024

### Best Sectors & Speed Free Practice 3rd Session

#### BEST LAP

1	<b>87</b> R. GARDNER	Yamaha YZF R1	1'25.823
2	<b>54</b> T. RAZGATLIOGLU	BMW M 1000 RR	1'25.905
3	<b>45</b> S. REDDING	BMW M 1000 RR	1'26.188
4	<b>55</b> A. LOCATELLI	Yamaha YZF R1	1'26.333
5	<b>65</b> J. REA	Yamaha YZF R1	1'26.358
6	<b>77</b> D. AEGERTER	Yamaha YZF R1	1'26.449
7	<b>31</b> G. GERLOFF	BMW M 1000 RR	1'26.506
8	<b>9</b> D. PETRUCCI	Ducati Panigale V4R	1'26.577
9	<b>22</b> A. LOWES	Kawasaki ZX-10RR	1'26.690
10	<b>29</b> A. IANNONE	Ducati Panigale V4R	1'26.772
11	<b>60</b> M. VAN DER MARK	BMW M 1000 RR	1'26.791
12	<b>11</b> N. BULEGA	Ducati Panigale V4R	1'26.812
13	<b>47</b> A. BASSANI	Kawasaki ZX-10RR	1'26.813
14	<b>1</b> A. BAUTISTA	Ducati Panigale V4R	1'26.814
15	<b>97</b> X. VIERGE	Honda CBR1000 RR-R	1'26.958
16	<b>21</b> M. RINALDI	Ducati Panigale V4R	1'26.985
17	<b>28</b> B. RAY	Yamaha YZF R1	1'27.056
18	<b>53</b> T. RABAT	Kawasaki ZX-10RR	1'27.076
19	<b>5</b> P. OETTL	Yamaha YZF R1	1'27.133
20	<b>14</b> S. LOWES	Ducati Panigale V4R	1'27.183
21	<b>7</b> I. LECUONA	Honda CBR1000 RR-R	1'27.358
22	<b>95</b> T. MACKENZIE	Honda CBR1000 RR-R	1'27.364
23	<b>27</b> A. NORRODIN	Honda CBR1000 RR-R	1'29.106

#### SPEED

1	<b>9</b> D. PETRUCCI	Ducati Panigale V4R	276,9
2	<b>29</b> A. IANNONE	Ducati Panigale V4R	276,2
3	<b>1</b> A. BAUTISTA	Ducati Panigale V4R	275,5
4	<b>31</b> G. GERLOFF	BMW M 1000 RR	274,8
5	<b>54</b> T. RAZGATLIOGLU	BMW M 1000 RR	274,1
6	<b>11</b> N. BULEGA	Ducati Panigale V4R	274,1
7	<b>97</b> X. VIERGE	Honda CBR1000 RR-R	271,4
8	<b>47</b> A. BASSANI	Kawasaki ZX-10RR	271,4
9	<b>14</b> S. LOWES	Ducati Panigale V4R	270,7
10	<b>87</b> R. GARDNER	Yamaha YZF R1	270,7
11	<b>45</b> S. REDDING	BMW M 1000 RR	270,7
12	<b>21</b> M. RINALDI	Ducati Panigale V4R	270,0
13	<b>60</b> M. VAN DER MARK	BMW M 1000 RR	270,0
14	<b>55</b> A. LOCATELLI	Yamaha YZF R1	269,3
15	<b>53</b> T. RABAT	Kawasaki ZX-10RR	269,3
16	<b>22</b> A. LOWES	Kawasaki ZX-10RR	268,7
17	<b>77</b> D. AEGERTER	Yamaha YZF R1	267,3
18	<b>7</b> I. LECUONA	Honda CBR1000 RR-R	266,7
19	<b>65</b> J. REA	Yamaha YZF R1	266,0
20	<b>27</b> A. NORRODIN	Honda CBR1000 RR-R	265,4
21	<b>95</b> T. MACKENZIE	Honda CBR1000 RR-R	265,4
22	<b>28</b> B. RAY	Yamaha YZF R1	265,4
23	<b>5</b> P. OETTL	Yamaha YZF R1	264,1

#### SEG. 1

1	<b>77</b> D. AEGERTER	18.426
2	<b>87</b> R. GARDNER	18.426
3	<b>55</b> A. LOCATELLI	18.427
4	<b>54</b> T. RAZGATLIOGLU	18.461
5	<b>65</b> J. REA	18.480
6	<b>9</b> D. PETRUCCI	18.520
7	<b>45</b> S. REDDING	18.532
8	<b>31</b> G. GERLOFF	18.536
9	<b>5</b> P. OETTL	18.575
10	<b>28</b> B. RAY	18.577
11	<b>11</b> N. BULEGA	18.579
12	<b>60</b> M. VAN DER MARK	18.593
13	<b>1</b> A. BAUTISTA	18.612
14	<b>47</b> A. BASSANI	18.615
15	<b>29</b> A. IANNONE	18.622
16	<b>21</b> M. RINALDI	18.635
17	<b>22</b> A. LOWES	18.638
18	<b>95</b> T. MACKENZIE	18.700
19	<b>97</b> X. VIERGE	18.738
20	<b>14</b> S. LOWES	18.764
21	<b>53</b> T. RABAT	18.875
22	<b>7</b> I. LECUONA	18.888
23	<b>27</b> A. NORRODIN	19.055

#### SEG. 2

1	<b>54</b> T. RAZGATLIOGLU	23.520
2	<b>87</b> R. GARDNER	23.541
3	<b>65</b> J. REA	23.651
4	<b>31</b> G. GERLOFF	23.669
5	<b>55</b> A. LOCATELLI	23.672
6	<b>77</b> D. AEGERTER	23.705
7	<b>22</b> A. LOWES	23.715
8	<b>21</b> M. RINALDI	23.747
9	<b>45</b> S. REDDING	23.763
10	<b>9</b> D. PETRUCCI	23.788
11	<b>29</b> A. IANNONE	23.813
12	<b>60</b> M. VAN DER MARK	23.818
13	<b>1</b> A. BAUTISTA	23.820
14	<b>11</b> N. BULEGA	23.868
15	<b>14</b> S. LOWES	23.885
16	<b>5</b> P. OETTL	23.896
17	<b>47</b> A. BASSANI	23.925
18	<b>97</b> X. VIERGE	23.929
19	<b>53</b> T. RABAT	23.930
20	<b>28</b> B. RAY	24.015
21	<b>7</b> I. LECUONA	24.020
22	<b>95</b> T. MACKENZIE	24.072
23	<b>27</b> A. NORRODIN	24.565

#### SEG. 3

1	<b>54</b> T. RAZGATLIOGLU	21.425
2	<b>87</b> R. GARDNER	21.470
3	<b>55</b> A. LOCATELLI	21.506
4	<b>22</b> A. LOWES	21.531
5	<b>45</b> S. REDDING	21.534
6	<b>31</b> G. GERLOFF	21.571
7	<b>29</b> A. IANNONE	21.575
8	<b>9</b> D. PETRUCCI	21.591
9	<b>1</b> A. BAUTISTA	21.599
10	<b>77</b> D. AEGERTER	21.603
11	<b>11</b> N. BULEGA	21.613
12	<b>47</b> A. BASSANI	21.625
13	<b>65</b> J. REA	21.631
14	<b>60</b> M. VAN DER MARK	21.668
15	<b>7</b> I. LECUONA	21.702
16	<b>14</b> S. LOWES	21.703
17	<b>97</b> X. VIERGE	21.786
18	<b>21</b> M. RINALDI	21.788
19	<b>53</b> T. RABAT	21.792
20	<b>5</b> P. OETTL	21.793
21	<b>95</b> T. MACKENZIE	21.812
22	<b>28</b> B. RAY	21.874
23	<b>27</b> A. NORRODIN	22.346

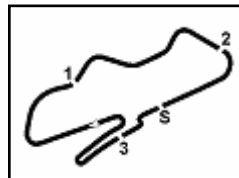
#### SEG. 4

1	<b>87</b> R. GARDNER	22.323
2	<b>54</b> T. RAZGATLIOGLU	22.333
3	<b>45</b> S. REDDING	22.359
4	<b>31</b> G. GERLOFF	22.395
5	<b>65</b> J. REA	22.395
6	<b>55</b> A. LOCATELLI	22.416
7	<b>53</b> T. RABAT	22.479
8	<b>97</b> X. VIERGE	22.495
9	<b>77</b> D. AEGERTER	22.530
10	<b>11</b> N. BULEGA	22.551
11	<b>60</b> M. VAN DER MARK	22.565
12	<b>22</b> A. LOWES	22.574
13	<b>1</b> A. BAUTISTA	22.579
14	<b>28</b> B. RAY	22.590
15	<b>14</b> S. LOWES	22.593
16	<b>47</b> A. BASSANI	22.595
17	<b>9</b> D. PETRUCCI	22.598
18	<b>21</b> M. RINALDI	22.634
19	<b>29</b> A. IANNONE	22.656
20	<b>7</b> I. LECUONA	22.685
21	<b>95</b> T. MACKENZIE	22.717
22	<b>5</b> P. OETTL	22.737
23	<b>27</b> A. NORRODIN	23.058

13/07/2024

These data/results cannot be reproduced, stored and/or transmitted in whole or in part by any manner of electronic, mechanical, photocopying, recording, broadcasting or otherwise now known or herein after developed without the previous express consent by the copyright owner, except for reproduction in daily press and regular printed publications on sale to the public within 60 days of the event related to those data/results and always provided that copyright symbol appears together as follows below.

© DORNA WSBK ORGANIZATION Srl 2024



Donington Park 4.023 m

## Prosecco DOC UK Round, 12-14 July 2024

### Ideal Times Free Practice 3rd Session

No.	Rider	Nat	Bike	Seg. 1	Seg. 2	Seg. 3	Seg. 4	Ideal Time		
				Diff. 1	Diff. 2	Diff. 3	Diff. 4	Best Lap	Pos.	Diff.
1	<b>54 T. RAZGATLIOGLU</b>	TUR	BMW M 1000 RR	18.461 +0.015	<b>23.520</b> +0.006	<b>21.425</b> +0.083	22.333 +0.062	<b>1'25.739</b> 1'25.905	2	0.166
2	<b>87 R. GARDNER</b>	AUS	Yamaha YZF R1	<b>18.426</b>	23.541 +0.063	21.470	<b>22.323</b>	<b>1'25.760</b> 1'25.823	1	0.063
3	<b>55 A. LOCATELLI</b>	ITA	Yamaha YZF R1	18.427	23.672 +0.059	21.506 +0.129	22.416 +0.124	<b>1'26.021</b> 1'26.333	4	0.312
4	<b>65 J. REA</b>	GBR	Yamaha YZF R1	18.480 +0.017	23.651 +0.076	21.631	22.395 +0.108	<b>1'26.157</b> 1'26.358	5	0.201
5	<b>31 G. GERLOFF</b>	USA	BMW M 1000 RR	18.536	23.669 +0.252	21.571 +0.002	22.395 +0.081	<b>1'26.171</b> 1'26.506	7	0.335
6	<b>45 S. REDDING</b>	GBR	BMW M 1000 RR	18.532	23.763	21.534	22.359	<b>1'26.188</b> 1'26.188	3	
7	<b>77 D. AEGERTER</b>	SUI	Yamaha YZF R1	<b>18.426</b> +0.112	23.705 +0.073	21.603	22.530	<b>1'26.264</b> 1'26.449	6	0.185
8	<b>22 A. LOWES</b>	GBR	Kawasaki ZX-10RR	18.638 +0.031	23.715 +0.073	21.531 +0.092	22.574 +0.036	<b>1'26.458</b> 1'26.690	9	0.232
9	<b>9 D. PETRUCCI</b>	ITA	Ducati Panigale V4R	18.520 +0.007	23.788	21.591	22.598 +0.073	<b>1'26.497</b> 1'26.577	8	0.080
10	<b>1 A. BAUTISTA</b>	ESP	Ducati Panigale V4R	18.612 +0.153	23.820	21.599	22.579 +0.051	<b>1'26.610</b> 1'26.814	14	0.204
11	<b>11 N. BULEGA</b>	ITA	Ducati Panigale V4R	18.579	23.868 +0.054	21.613 +0.147	22.551	<b>1'26.611</b> 1'26.812	12	0.201
12	<b>60 M. VAN DER MARK</b>	NED	BMW M 1000 RR	18.593 +0.147	23.818	21.668	22.565	<b>1'26.644</b> 1'26.791	11	0.147
13	<b>29 A. IANNONE</b>	ITA	Ducati Panigale V4R	18.622 +0.007	23.813 +0.003	21.575 +0.047	22.656 +0.049	<b>1'26.666</b> 1'26.772	10	0.106
14	<b>47 A. BASSANI</b>	ITA	Kawasaki ZX-10RR	18.615	23.925 +0.031	21.625	22.595 +0.022	<b>1'26.760</b> 1'26.813	13	0.053
15	<b>21 M. RINALDI</b>	ITA	Ducati Panigale V4R	18.635 +0.037	23.747 +0.026	21.788 +0.115	22.634 +0.003	<b>1'26.804</b> 1'26.985	16	0.181
16	<b>14 S. LOWES</b>	GBR	Ducati Panigale V4R	18.764	23.885 +0.121	21.703 +0.030	22.593 +0.087	<b>1'26.945</b> 1'27.183	20	0.238
17	<b>97 X. VIERGE</b>	ESP	Honda CBR1000 RR-R	18.738 +0.010	23.929	21.786	22.495	<b>1'26.948</b> 1'26.958	15	0.010
18	<b>5 P. OETTL</b>	GER	Yamaha YZF R1	18.575 +0.112	23.896	21.793 +0.020	22.737	<b>1'27.001</b> 1'27.133	19	0.132
19	<b>28 B. RAY</b>	GBR	Yamaha YZF R1	18.577	24.015	21.874	22.590	<b>1'27.056</b> 1'27.056	17	
20	<b>53 T. RABAT</b>	ESP	Kawasaki ZX-10RR	18.875	23.930	21.792	22.479	<b>1'27.076</b> 1'27.076	18	
21	<b>7 I. LECUONA</b>	ESP	Honda CBR1000 RR-R	18.888	24.020	21.702	22.685 +0.063	<b>1'27.295</b> 1'27.358	21	0.063
22	<b>95 T. MACKENZIE</b>	GBR	Honda CBR1000 RR-R	18.700	24.072	21.812	22.717 +0.063	<b>1'27.301</b> 1'27.364	22	0.063
23	<b>27 A. NORRODIN</b>	MAS	Honda CBR1000 RR-R	19.055 +0.013	24.565	22.346 +0.069	23.058	<b>1'29.024</b> 1'29.106	23	0.082
<b>Overall Ideal Time</b>				18.426	23.520	21.425	22.323	<b>1'25.694</b>		

13/07/2024

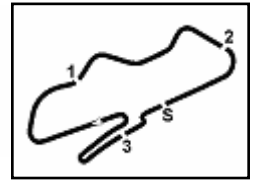
These data/results cannot be reproduced, stored and/or transmitted in whole or in part by any manner of electronic, mechanical, photocopying, recording, broadcasting or otherwise now known or herein after developed without the previous express consent by the copyright owner, except for reproduction in daily press and regular printed publications on sale to the public within 60 days of the event related to those data/results and always provided that copyright symbol appears together as follows below.

© DORNA WSBK ORGANIZATION Srl 2024

FIGR PERUGIA TIMING







8	18.650	23.826	21.685	22.644	1'26.805	265,4	9:12'39.531
9	18.762	23.980	21.642	22.631	1'27.015	265,4	9:14'06.546
10	18.712	23.848	21.657	22.651	1'26.868	266,0	9:15'33.414
11	21.391	25.893	22.456	23.131	1'32.871	264,1	9:17'06.285
12	18.850	23.813	21.626	22.756	1'27.045C	264,7	9:18'33.330
13	18.669	23.788	21.623	22.610	<b>1'26.690</b>		9:20'00.020

14° 1 A. BAUTISTA [1'26.814]							
Lap	Seg1	Seg2	Seg3	Seg4	Lap Time	km/h	Local Time
1		25.214	22.328	23.416		270,0	
2	19.040	24.277	21.877	22.782	1'27.976	<b>275,5</b>	9:03'17.552
3	18.903	24.510	22.027	27.665	1'33.105P	<b>275,5</b>	9:04'50.657
4	4'13.192	24.747	22.054	22.712	5'22.705P	272,0	9:10'13.362
5	18.780	24.031	21.669	22.659	1'27.139	272,0	9:11'40.501
6	18.664	24.051	21.639	22.594	1'26.948	273,4	9:13'07.449
7	<b>18.612</b>	24.190	21.692	22.856	1'27.350	271,4	9:14'34.799
8	18.695	23.913	21.762	<b>22.579</b>	1'26.949	270,7	9:16'01.748
9	18.725	23.883	21.853	22.704	1'27.165	270,7	9:17'28.913
10	24.133	24.517	21.814	22.844	1'33.308	270,7	9:19'02.221
11	18.765	<b>23.820</b>	<b>21.599</b>	22.630	<b>1'26.814</b>		9:20'29.035

10° 29 A. IANNONE [1'26.772]							
Lap	Seg1	Seg2	Seg3	Seg4	Lap Time	km/h	Local Time
1		25.365	22.736	23.342		270,0	
2	19.016	24.663	22.024	23.514	1'29.217	271,4	9:03'19.749
3	18.833	24.173	21.815	23.213	1'28.034	272,0	9:04'47.783
4	18.728	23.898	21.687	22.763	1'27.076	272,7	9:06'14.859
5	18.641	<b>23.813</b>	21.599	22.799	1'26.852	<b>276,2</b>	9:07'41.711
6	18.769	29.885	24.333	27.439	1'40.426P	227,4	9:09'22.137
7	2'28.803	28.604	24.662	23.784	3'45.853P	255,9	9:13'07.990
8	18.672	23.815	<b>21.575</b>	22.850	1'26.912	274,1	9:14'34.902
9	19.399	24.096	22.211	22.725	1'28.431	270,7	9:16'03.333
10	18.629	23.816	21.622	22.705	<b>1'26.772</b>	271,4	9:17'30.105
11	18.777	23.977	24.098	23.705	1'30.557C	273,4	9:19'00.662
12	<b>18.622</b>	23.878	21.724	<b>22.656</b>	1'26.880		9:20'27.542

15° 97 X. VIERGE [1'26.958]							
Lap	Seg1	Seg2	Seg3	Seg4	Lap Time	km/h	Local Time
1		25.564	22.502	23.360		270,7	
2	19.276	24.527	21.986	23.510	1'29.299C	<b>271,4</b>	9:03'20.583
3	19.046	24.276	22.083	22.811	1'28.216	268,0	9:04'48.799
4	18.950	24.322	21.899	22.684	1'27.855	270,7	9:06'16.654
5	18.995	24.330	22.058	28.102	1'33.485P	269,3	9:07'50.139
6	3'26.604	24.927	22.461	26.000	4'39.992P	264,7	9:12'30.131
7	<b>18.738</b>	24.185	21.799	22.518	1'27.240	264,1	9:13'57.371
8	18.748	<b>23.929</b>	<b>21.786</b>	<b>22.495</b>	<b>1'26.958</b>	266,0	9:15'24.329
9	18.778	24.256	21.966	26.078	1'31.078	266,7	9:16'55.407
10	18.882	24.049	21.813	22.629	1'27.373	269,3	9:18'22.780
11	18.834	24.122	21.906	22.683	1'27.545		9:19'50.325
12	19.064	24.642	22.539	22.840	1'29.085		9:21'19.410

11° 60 M. VAN DER MARK [1'26.791]							
Lap	Seg1	Seg2	Seg3	Seg4	Lap Time	km/h	Local Time
1		26.495	22.484	23.422		260,2	
2	18.740	<b>23.818</b>	<b>21.668</b>	<b>22.565</b>	<b>1'26.791</b>	268,7	9:03'39.761
3	<b>18.593</b>	23.872	21.873	22.694	1'27.032	268,0	9:05'06.793
4	18.860	23.960	21.785	22.586	1'27.191	265,4	9:06'33.984
5	18.915	24.699	21.816	22.573	1'28.003	<b>270,0</b>	9:08'01.987
6	18.812	23.950	21.781	22.719	1'27.262	<b>270,0</b>	9:09'29.249
7	20.439	24.840	22.295	24.077	1'31.651	266,7	9:11'00.900
8	19.044	24.104	21.954	26.956	1'32.058P	267,3	9:12'32.958
9	4'21.516	24.477	21.946	22.729	5'30.668P	266,7	9:18'03.626
10	18.940	24.264	21.998	22.759	1'27.961		9:19'31.587
11	19.016	26.295	22.767	22.906	1'30.984		9:21'02.571

16° 21 M. RINALDI [1'26.985]							
Lap	Seg1	Seg2	Seg3	Seg4	Lap Time	km/h	Local Time
1		25.628	22.486	23.785		266,7	
2	19.012	24.397	22.163	23.021	1'28.593	268,0	9:04'02.381
3	18.813	24.042	21.927	23.013	1'27.795	268,0	9:05'30.176
4	18.680	24.091	21.811	22.892	1'27.474	268,7	9:06'57.650
5	18.682	23.912	21.860	22.810	1'27.264	269,3	9:08'24.914
6	18.705	23.834	<b>21.788</b>	27.549	1'31.876	269,3	9:09'56.790
7	18.728	23.904	21.830	22.720	1'27.182	268,7	9:11'23.972
8	18.677	23.980	21.877	22.725	1'27.259	<b>270,0</b>	9:12'51.231
9	18.672	23.773	21.903	22.637	<b>1'26.985</b>	268,7	9:14'18.216
10	<b>18.635</b>	23.885	21.877	<b>22.634</b>	1'27.031	265,4	9:15'45.247
11	18.690	<b>23.747</b>	26.294	25.040	1'33.771	241,6	9:17'19.018
12	18.818	23.991	21.865	22.835	1'27.509	269,3	9:18'46.527
13	18.689	23.951	21.969	22.829	1'27.438		9:20'13.965

12° 11 N. BULEGA [1'26.812]							
Lap	Seg1	Seg2	Seg3	Seg4	Lap Time	km/h	Local Time
1		25.315	22.099	22.948		271,4	
2	18.874	24.087	21.765	22.705	1'27.431	271,4	9:04'07.416
3	18.742	24.000	21.746	22.787	1'27.275	272,0	9:05'34.691
4	18.657	23.948	21.676	22.898	1'27.179	272,7	9:07'01.870
5	18.722	24.152	21.632	22.583	1'27.089	272,7	9:08'28.959
6	18.608	23.872	21.715	22.623	1'26.818	273,4	9:09'55.777
7	18.745	24.088	24.384	27.670	1'34.887P	241,1	9:11'30.664
8	1'59.477	24.466	21.797	22.652	3'08.392P	273,4	9:14'39.056
9	<b>18.579</b>	23.922	21.760	<b>22.551</b>	<b>1'26.812</b>	<b>274,1</b>	9:16'05.868
10	18.657	23.906	<b>21.613</b>	22.688	1'26.864	<b>274,1</b>	9:17'32.732
11	18.670	26.950	22.723	24.373	1'32.716	255,9	9:19'05.448
12	18.709	<b>23.868</b>	26.203	25.676	1'34.456		9:20'39.904

17° 28 B. RAY [1'27.056]							
Lap	Seg1	Seg2	Seg3	Seg4	Lap Time	km/h	Local Time
1		26.751	23.534	28.049		255,3	
2	1'50.992	25.717	22.728	26.946	3'06.383P	260,2	9:05'31.839
3	19.533	24.802	22.503	23.651	1'30.489	259,6	9:07'02.328
4	19.033	24.636	22.240	22.940	1'28.849	264,7	9:08'31.177
5	19.114	24.966	22.926	28.158	1'35.164P	258,4	9:10'06.341
6	3'13.893	25.648	23.087	26.939	4'29.567P	255,3	9:14'35.908
7	18.637	24.235	21.992	23.016	1'27.880	263,4	9:16'03.788
8	<b>18.577</b>	<b>24.015</b>	<b>21.874</b>	<b>22.590</b>	<b>1'27.056</b>	<b>265,4</b>	9:17'30.844
9	22.551	24.573	22.024	22.760	1'31.908	264,7	9:19'02.752
10	18.693	24.074	22.369	22.816	1'27.952		9:20'30.704

13° 47 A. BASSANI [1'26.813]							
Lap	Seg1	Seg2	Seg3	Seg4	Lap Time	km/h	Local Time
1		26.840	22.650	24.016		259,6	
2	18.885	24.637	22.297	22.906	1'28.725	264,7	9:03'39.374
3	18.718	23.955	21.720	22.752	1'27.145	265,4	9:05'06.519
4	20.563	24.213	21.785	22.684	1'29.245	268,7	9:06'35.764
5	<b>18.615</b>	23.956	<b>21.625</b>	22.617	<b>1'26.813</b>	<b>271,4</b>	9:08'02.577
6	18.680	<b>23.925</b>	21.672	22.657	1'26.934	<b>271,4</b>	9:09'29.511
7	19.903	25.297	22.181	23.390	1'30.771	262,8	9:11'00.282
8	18.847	24.064	50.786	29.276	2'02.973P	132,5	9:13'03.255
9	5'05.426	25.475	22.346	23.394	6'16.641P		9:19'19.896

18° 53 T. RABAT [1'27.076]							
Lap	Seg1	Seg2	Seg3	Seg4	Lap Time	km/h	Local Time

13/07/2024 P = Pits In/Out - C = Lap Time Cancelled

These data/results cannot be reproduced, stored and/or transmitted in whole or in part by any manner of electronic, mechanical, photocopying, recording, broadcasting or otherwise now known or herein after developed without the previous express consent by the copyright owner, except for reproduction in daily press and regular printed publications on sale to the public within 60 days of the event related to those data/results and always provided that copyright symbol appears together as follows below.

© DORNA WSBK ORGANIZATION Srl 2024

## Prosecco DOC UK Round, 12-14 July 2024 Chronological Analysis Free Practice 3rd Session

Donington Park 4.023 m

3 / 3

1		25.546	22.788	23.074	263,4			5	18.812	24.139	22.115	23.078	1'28.144	264,7	9:07'55.115																																																																																																
2	19.359	24.765	22.310	23.000	1'29.434	264,7	9:03'14.956	6	18.787	24.662	22.094	22.956	1'28.499	262,1	9:09'23.614																																																																																																
3	19.264	24.685	22.381	29.169	1'35.499P	264,1	9:04'50.455	7	18.805	24.159	21.927	22.954	1'27.845	<b>265,4</b>	9:10'51.459																																																																																																
4	3'20.796	24.693	22.315	22.642	4'30.446P	261,5	9:09'20.901	8	29.921	27.744	23.376	28.627	1'49.668P	246,0	9:12'41.127																																																																																																
5	18.930	24.181	25.359	25.076	1'33.546C	268,0	9:10'54.447	9	2'55.167	26.335	23.006	23.484	4'07.992P	252,3	9:16'49.119																																																																																																
6	18.898	24.298	21.827	22.641	1'27.664	265,4	9:12'22.111	10	18.729	24.231	21.953	22.840	1'27.753	261,5	9:18'16.872																																																																																																
7	18.952	24.230	21.887	39.552	1'44.621	264,7	9:14'06.732	11	<b>18.700</b>	<b>24.072</b>	<b>21.812</b>	<b>22.780</b>	<b>1'27.364</b>		9:19'44.236																																																																																																
8	<b>18.875</b>	<b>23.930</b>	<b>21.792</b>	<b>22.479</b>	<b>1'27.076</b>	<b>269,3</b>	9:15'33.808	12	18.728	<b>24.072</b>	21.955	<b>22.717</b>	1'27.472		9:21'11.708																																																																																																
9	19.195	24.723	23.966	25.426	1'33.310	234,8	9:17'07.118	<table border="1"> <thead> <tr> <th colspan="8">23° 27 A. NORRODIN [1'29.106]</th> </tr> <tr> <th>Lap</th><th>Seg1</th><th>Seg2</th><th>Seg3</th><th>Seg4</th><th>Lap Time</th><th>km/h</th><th>Local Time</th> </tr> </thead> <tbody> <tr><td>1</td><td></td><td>25.967</td><td>22.890</td><td>23.570</td><td></td><td>263,4</td><td></td></tr> <tr><td>2</td><td>19.623</td><td>25.185</td><td>22.691</td><td>23.512</td><td>1'31.011</td><td><b>265,4</b></td><td>9:03'20.435</td></tr> <tr><td>3</td><td>19.479</td><td>24.670</td><td>22.506</td><td>25.047</td><td>1'31.702</td><td>257,8</td><td>9:04'52.137</td></tr> <tr><td>4</td><td>19.322</td><td>25.025</td><td>22.975</td><td>23.699</td><td>1'31.021</td><td>254,7</td><td>9:06'23.158</td></tr> <tr><td>5</td><td>19.764</td><td>24.849</td><td>22.710</td><td>23.493</td><td>1'30.816</td><td>261,5</td><td>9:07'53.974</td></tr> <tr><td>6</td><td>19.372</td><td>24.997</td><td>22.739</td><td>28.962</td><td>1'36.070P</td><td>252,3</td><td>9:09'30.044</td></tr> <tr><td>7</td><td>5'58.544</td><td>25.538</td><td>29.853</td><td>25.532</td><td>7'19.467CP</td><td>228,8</td><td>9:16'49.511</td></tr> <tr><td>8</td><td>19.085</td><td>24.585</td><td><b>22.346</b></td><td>23.132</td><td>1'29.148</td><td>260,2</td><td>9:18'18.659</td></tr> <tr><td>9</td><td><b>19.055</b></td><td>24.569</td><td>22.367</td><td>23.306</td><td>1'29.297</td><td></td><td>9:19'47.956</td></tr> <tr><td>10</td><td>19.068</td><td><b>24.565</b></td><td>22.415</td><td><b>23.058</b></td><td><b>1'29.106</b></td><td></td><td>9:21'17.062</td></tr> </tbody> </table>								23° 27 A. NORRODIN [1'29.106]								Lap	Seg1	Seg2	Seg3	Seg4	Lap Time	km/h	Local Time	1		25.967	22.890	23.570		263,4		2	19.623	25.185	22.691	23.512	1'31.011	<b>265,4</b>	9:03'20.435	3	19.479	24.670	22.506	25.047	1'31.702	257,8	9:04'52.137	4	19.322	25.025	22.975	23.699	1'31.021	254,7	9:06'23.158	5	19.764	24.849	22.710	23.493	1'30.816	261,5	9:07'53.974	6	19.372	24.997	22.739	28.962	1'36.070P	252,3	9:09'30.044	7	5'58.544	25.538	29.853	25.532	7'19.467CP	228,8	9:16'49.511	8	19.085	24.585	<b>22.346</b>	23.132	1'29.148	260,2	9:18'18.659	9	<b>19.055</b>	24.569	22.367	23.306	1'29.297		9:19'47.956	10	19.068	<b>24.565</b>	22.415	<b>23.058</b>	<b>1'29.106</b>		9:21'17.062
23° 27 A. NORRODIN [1'29.106]																																																																																																															
Lap	Seg1	Seg2	Seg3	Seg4	Lap Time	km/h	Local Time																																																																																																								
1		25.967	22.890	23.570		263,4																																																																																																									
2	19.623	25.185	22.691	23.512	1'31.011	<b>265,4</b>	9:03'20.435																																																																																																								
3	19.479	24.670	22.506	25.047	1'31.702	257,8	9:04'52.137																																																																																																								
4	19.322	25.025	22.975	23.699	1'31.021	254,7	9:06'23.158																																																																																																								
5	19.764	24.849	22.710	23.493	1'30.816	261,5	9:07'53.974																																																																																																								
6	19.372	24.997	22.739	28.962	1'36.070P	252,3	9:09'30.044																																																																																																								
7	5'58.544	25.538	29.853	25.532	7'19.467CP	228,8	9:16'49.511																																																																																																								
8	19.085	24.585	<b>22.346</b>	23.132	1'29.148	260,2	9:18'18.659																																																																																																								
9	<b>19.055</b>	24.569	22.367	23.306	1'29.297		9:19'47.956																																																																																																								
10	19.068	<b>24.565</b>	22.415	<b>23.058</b>	<b>1'29.106</b>		9:21'17.062																																																																																																								
10	18.951	24.199	21.873	22.605	1'27.628	263,4	9:18'34.746																																																																																																								
11	18.911	24.447	21.958	22.873	1'28.189		9:20'02.935																																																																																																								

19° 5 P. OETTL [1'27.133]							
Lap	Seg1	Seg2	Seg3	Seg4	Lap Time	km/h	Local Time
1		24.941	22.397	23.319		258,4	
2	19.028	24.306	22.006	22.951	1'28.291	263,4	9:03'04.490
3	18.866	24.112	21.974	22.974	1'27.926	262,1	9:04'32.416
4	19.059	24.344	22.111	23.108	1'28.622	260,9	9:06'01.038
5	18.895	24.345	22.233	23.130	1'28.603	257,1	9:07'29.641
6	21.712	25.296	22.237	27.311	1'36.556P	258,4	9:09'06.197
7	4'16.977	25.092	22.157	26.227	5'30.453P	262,1	9:14'36.650
8	<b>18.575</b>	23.901	<b>21.793</b>	23.399	1'27.668	<b>264,1</b>	9:16'04.318
9	18.687	<b>23.896</b>	21.813	<b>22.737</b>	<b>1'27.133</b>	263,4	9:17'31.451
10	18.674	23.969	21.901	22.924	1'27.468	262,8	9:18'58.919
11	18.657	24.063	21.931	23.007	1'27.658		9:20'26.577

20° 14 S. LOWES [1'27.183]							
Lap	Seg1	Seg2	Seg3	Seg4	Lap Time	km/h	Local Time
1		26.085	22.636	28.946		265,4	
2	3'32.933	25.081	22.045	23.185	4'43.244P	269,3	9:06'23.424
3	19.263	24.143	21.721	22.806	1'27.933	<b>270,7</b>	9:07'51.357
4	18.986	<b>23.885</b>	21.862	23.046	1'27.779	<b>270,7</b>	9:09'19.136
5	18.892	23.938	21.755	22.667	1'27.252	270,0	9:10'46.388
6	18.965	24.024	21.721	22.676	1'27.386	270,0	9:12'13.774
7	18.995	24.097	<b>21.703</b>	<b>22.593</b>	1'27.388	270,0	9:13'41.162
8	18.920	24.108	21.908	27.421	1'32.357	269,3	9:15'13.519
9	<b>18.764</b>	24.006	21.733	22.680	<b>1'27.183</b>	269,3	9:16'40.702
10	18.937	24.178	22.762	24.574	1'30.451	260,9	9:18'11.153
11	18.913	24.099	21.812	22.780	1'27.604		9:19'38.757
12	18.850	24.254	21.906	22.767	1'27.777		9:21'06.534

21° 7 I. LECUONA [1'27.358]							
Lap	Seg1	Seg2	Seg3	Seg4	Lap Time	km/h	Local Time
1		25.580	22.443	23.715		264,1	
2	19.153	24.296	21.883	22.896	1'28.228	265,4	9:03'11.317
3	18.955	24.177	21.827	22.868	1'27.827	265,4	9:04'39.144
4	18.930	24.089	21.855	22.780	1'27.654	264,7	9:06'06.798
5	19.029	24.699	21.891	22.988	1'28.607	264,7	9:07'35.405
6	18.978	24.070	21.947	23.832	1'28.827	<b>266,7</b>	9:09'04.232
7	18.989	24.112	21.781	23.722	1'28.604	265,4	9:10'32.836
8	18.940	24.210	21.817	22.939	1'27.906	266,0	9:12'00.742
9	18.902	24.177	23.758	29.928	1'36.765CP	263,4	9:13'37.507
10	2'49.150	24.850	22.024	25.089	4'01.113P	262,1	9:17'38.620
11	18.921	24.071	21.830	<b>22.685</b>	1'27.507	<b>266,7</b>	9:19'06.127
12	<b>18.888</b>	<b>24.020</b>	<b>21.702</b>	22.748	<b>1'27.358</b>		9:20'33.485

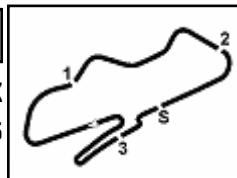
22° 95 T. MACKENZIE [1'27.364]							
Lap	Seg1	Seg2	Seg3	Seg4	Lap Time	km/h	Local Time
1		27.509	22.865	23.356		262,8	
2	18.908	24.288	22.074	23.034	1'28.304	<b>265,4</b>	9:03'30.711
3	18.838	24.309	22.112	23.112	1'28.371	262,8	9:04'59.082
4	18.773	24.092	21.998	23.026	1'27.889	264,7	9:06'26.971

13/07/2024 P = Pits In/Out - C = Lap Time Cancelled

These data/results cannot be reproduced, stored and/or transmitted in whole or in part by any manner of electronic, mechanical, photocopying, recording, broadcasting or otherwise now known or herein after developed without the previous express consent by the copyright owner, except for reproduction in daily press and regular printed publications on sale to the public within 60 days of the event related to those data/results and always provided that copyright symbol appears together as follows below.

© DORNA WSBK ORGANIZATION Srl 2024





Donington Park 4.023 m

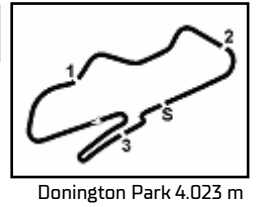
## Prosecco DOC UK Round, 12-14 July 2024

### Best Laps & Speeds

No.	Rider	Nat	Best Lap		FP1		FP2		FP3									
			LL	SPD	LL	SPD	LL	SPD	LL	SPD								
1	<b>87 R. GARDNER</b> Yamaha YZF R1	AUS	<b>1'25.823</b> 53 270,7		1'27.318 22 268,7		1'26.938 21 270,0		<b>1'25.823</b> 10 <b>270,7</b>									
2	<b>54 T. RAZGATLIOGLU</b> BMW M 1000 RR	TUR	<b>1'25.905</b> 47 275,5		1'26.419 14 <b>275,5</b>		1'26.013 20 274,8		<b>1'25.905</b> 13 274,1									
3	<b>45 S. REDDING</b> BMW M 1000 RR	GBR	<b>1'26.188</b> 49 272,7		1'27.754 19 267,3		1'26.434 19 <b>272,7</b>		<b>1'26.188</b> 11 270,7									
4	<b>9 D. PETRUCCI</b> Ducati Panigale V4R	ITA	<b>1'26.235</b> 40 276,9		1'26.835 18 274,1		<b>1'26.235</b> 14 <b>276,9</b>		1'26.577 8 <b>276,9</b>									
5	<b>11 N. BULEGA</b> Ducati Panigale V4R	ITA	<b>1'26.238</b> 52 274,8		1'27.511 19 273,4		<b>1'26.238</b> 22 <b>274,8</b>		1'26.812 11 274,1									
6	<b>22 A. LOWES</b> Kawasaki ZX-10RR	GBR	<b>1'26.296</b> 47 270,0		1'27.125 17 269,3		<b>1'26.296</b> 18 <b>270,0</b>		1'26.690 12 268,7									
7	<b>55 A. LOCATELLI</b> Yamaha YZF R1	ITA	<b>1'26.333</b> 48 270,7		1'27.330 19 268,0		1'26.688 19 <b>270,7</b>		<b>1'26.333</b> 10 269,3									
8	<b>65 J. REA</b> Yamaha YZF R1	GBR	<b>1'26.358</b> 40 271,4		1'27.847 10 264,1		1'26.886 19 <b>271,4</b>		<b>1'26.358</b> 11 266,0									
9	<b>77 D. AEGERTER</b> Yamaha YZF R1	SUI	<b>1'26.449</b> 56 268,7		1'27.953 23 266,7		1'26.845 23 <b>268,7</b>		<b>1'26.449</b> 10 267,3									
10	<b>31 G. GERLOFF</b> BMW M 1000 RR	USA	<b>1'26.506</b> 49 274,8		1'27.052 20 272,7		1'27.154 19 274,1		<b>1'26.506</b> 10 <b>274,8</b>									
11	<b>1 A. BAUTISTA</b> Ducati Panigale V4R	ESP	<b>1'26.580</b> 45 277,6		1'27.157 21 276,2		<b>1'26.580</b> 14 <b>277,6</b>		1'26.814 10 275,5									
12	<b>21 M. RINALDI</b> Ducati Panigale V4R	ITA	<b>1'26.696</b> 50 272,7		1'27.784 19 <b>272,7</b>		1'26.696 19 271,4		1'26.985 12 270,0									
13	<b>29 A. IANNONE</b> Ducati Panigale V4R	ITA	<b>1'26.772</b> 45 276,2		1'27.664 20 272,0		1'27.101 14 274,8		<b>1'26.772</b> 11 <b>276,2</b>									
14	<b>60 M. VAN DER MARK</b> BMW M 1000 RR	NED	<b>1'26.791</b> 48 271,4		1'27.756 18 266,7		1'26.907 20 <b>271,4</b>		<b>1'26.791</b> 10 270,0									
15	<b>47 A. BASSANI</b> Kawasaki ZX-10RR	ITA	<b>1'26.813</b> 47 271,4		1'28.206 17 266,0		1'26.838 21 270,7		<b>1'26.813</b> 9 <b>271,4</b>									
16	<b>14 S. LOWES</b> Ducati Panigale V4R	GBR	<b>1'26.822</b> 53 274,1		1'27.904 20 272,0		<b>1'26.822</b> 22 <b>274,1</b>		1'27.183 11 270,7									
17	<b>97 X. VIERGE</b> Honda CBR1000 RR-R	ESP	<b>1'26.958</b> 51 273,4		1'28.518 22 268,7		1'27.605 18 <b>273,4</b>		<b>1'26.958</b> 11 271,4									
18	<b>28 B. RAY</b> Yamaha YZF R1	GBR	<b>1'27.056</b> 47 269,3		1'28.019 17 266,7		1'27.247 21 <b>269,3</b>		<b>1'27.056</b> 9 265,4									
19	<b>53 T. RABAT</b> Kawasaki ZX-10RR	ESP	<b>1'27.076</b> 56 272,0		1'28.114 23 270,0		1'27.317 23 <b>272,0</b>		<b>1'27.076</b> 10 269,3									
20	<b>5 P. OETTL</b> Yamaha YZF R1	GER	<b>1'27.133</b> 53 266,7		1'28.673 21 262,1		1'27.484 22 <b>266,7</b>		<b>1'27.133</b> 10 264,1									
21	<b>95 T. MACKENZIE</b> Honda CBR1000 RR-R	GBR	<b>1'27.353</b> 43 270,7		1'28.615 16 268,0		<b>1'27.353</b> 16 <b>270,7</b>		1'27.364 11 265,4									
22	<b>7 I. LECUONA</b> Honda CBR1000 RR-R	ESP	<b>1'27.358</b> 46 269,3		1'28.445 16 266,7		1'27.686 19 <b>269,3</b>		<b>1'27.358</b> 11 266,7									
23	<b>27 A. NORRODIN</b> Honda CBR1000 RR-R	MAS	<b>1'29.106</b> 46 265,4		1'30.623 20 259,0		1'29.694 17 264,7		<b>1'29.106</b> 9 <b>265,4</b>									

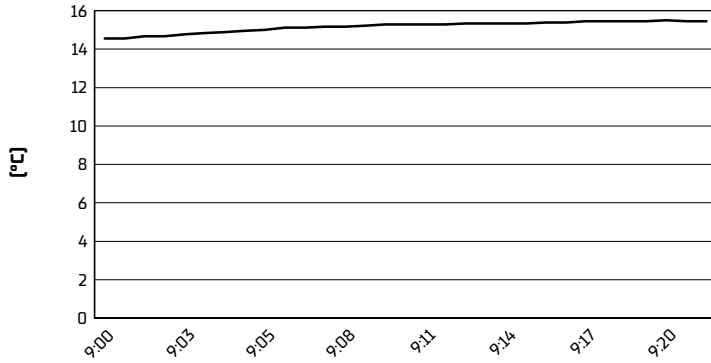
13/07/2024  
These data/results cannot be reproduced, stored and/or transmitted in whole or in part by any manner of electronic, mechanical, photocopying, recording, broadcasting or otherwise now known or herein after developed without the previous express consent by the copyright owner, except for reproduction in daily press and regular printed publications on sale to the public within 60 days of the event related to those data/results and always provided that copyright symbol appears together as follows below.  
© DORNA WSBK ORGANIZATION Srl 2024



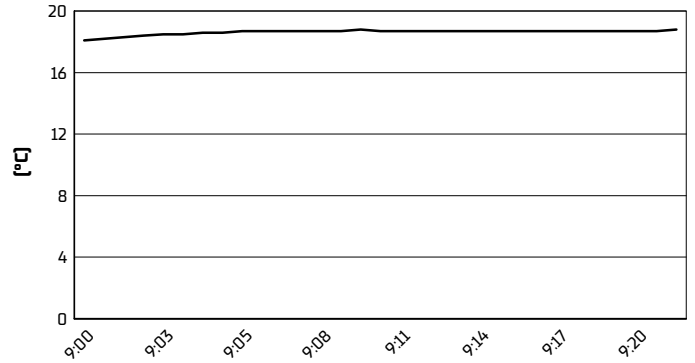


**Prosecco DOC UK Round, 12-14 July 2024**  
**Weather Report Free Practice 3rd Session**  
Session started 09:00 - Session ended 9:22

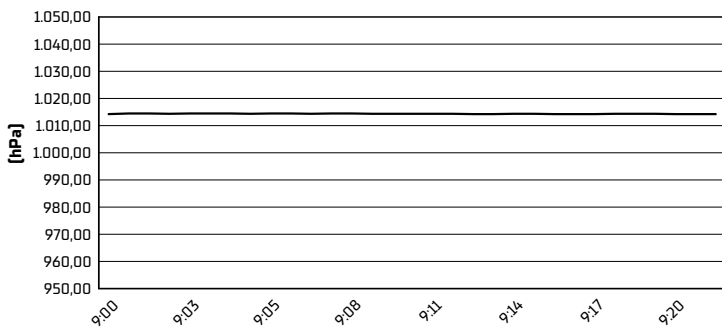
**Air Temperature**



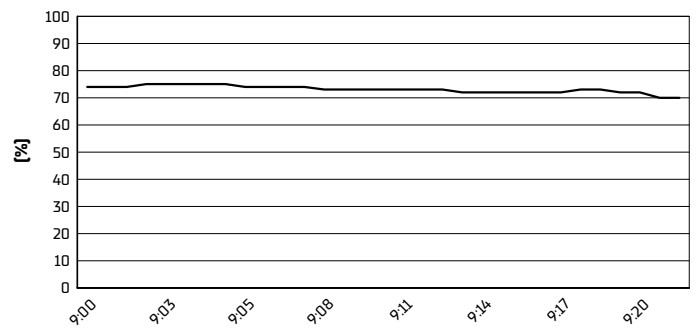
**Track Temperature**



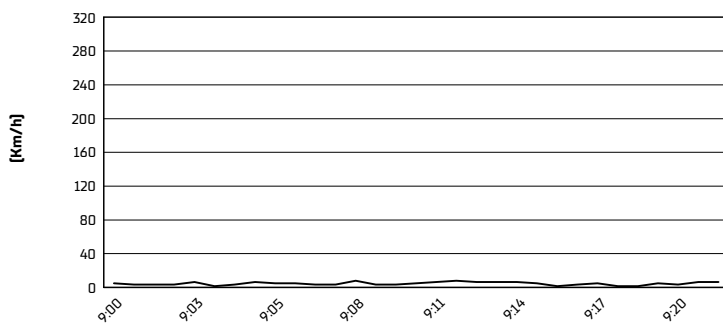
**Air Pressure**



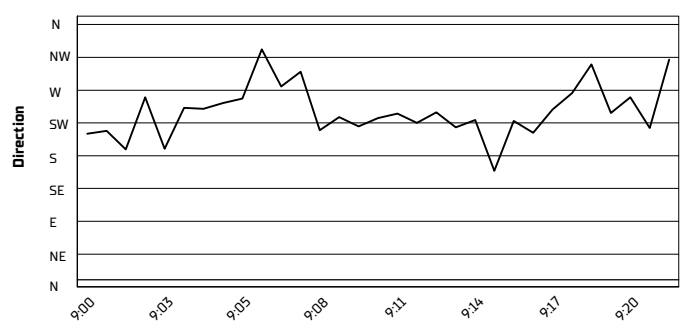
**Humidity**



**Wind Speed**



**Wind Direction**



13/07/2024

These data/results cannot be reproduced, stored and/or transmitted in whole or in part by any manner of electronic, mechanical, photocopying, recording, broadcasting or otherwise now known or herein after developed without the previous express consent by the copyright owner, except for reproduction in daily press and regular printed publications on sale to the public within 60 days of the event related to those data/results and always provided that copyright symbol appears together as follows below.

© DORNA WSBK ORGANIZATION Srl 2024