

**Prosecco DOC UK Round, 12-14 July 2024**  
**Results Race 1**

Laps 19 = 76,437 Km - Time of Race 28'22.889 - Avg. 161,592 km/h

1 / 2

Pos	Grid	No. Rider	Nat	Team	Bike	Class	LL	Gap	Rel.	Fastest Lap	Speed	Qualifying	Speed
1	1	<b>99 A. HUERTAS</b>	ESP	Aruba.it Racing WorldSSP Team	Ducati Panigale V2		19			1'28.861	243,2	1'28.322	246,6
2	3	<b>62 S. MANZI</b>	ITA	Pata Yamaha Ten Kate Racing	Yamaha YZF R6		19	<b>4.679</b>	4.679	1'29.479	243,8	1'28.895	241,1
3	2	<b>55 Y. MONTELLA</b>	ITA	Barni Spark Racing Team	Ducati Panigale V2		19	<b>4.867</b>	0.188	1'29.306	245,5	1'28.385	245,5
4	6	<b>9 J. NAVARRO</b>	ESP	Orelac Racing Verdnavatura	Ducati Panigale V2		19	<b>6.392</b>	1.525	1'29.423	244,3	1'29.384	244,9
5	4	<b>53 V. DEBISE</b>	FRA	Evan Bros. WorldSSP Yamaha Team	Yamaha YZF R6		19	<b>6.630</b>	0.238	1'29.571	242,7	1'29.141	244,9
6	9	<b>54 B. SOFUOGLU</b>	TUR	MV Agusta Reparto Corse	MV Agusta F3 800 RR		19	<b>12.120</b>	5.490	1'29.519	244,9	1'29.538	243,8
7	7	<b>69 T. BOOTH-AMOS</b>	GBR	PTR Triumph	Triumph Street Triple RS 765		19	<b>12.238</b>	0.118	1'29.440	240,0	1'29.505	241,6
8	12	<b>32 O. BAYLISS</b>	AUS	D34G Racing WorldSSP Team	Ducati Panigale V2		19	<b>16.538</b>	4.300	1'29.979	242,7	1'29.882	241,6
9	P 8	<b>66 N. TUULI</b>	FIN	EAB Racing Team	Ducati Panigale V2		19	<b>17.000</b>	0.462	1'29.978	243,8	1'29.522	247,7
10	5	<b>94 L. MAHIAS</b>	FRA	GMT94 Yamaha	Yamaha YZF R6		19	<b>17.371</b>	0.371	1'29.679	237,4	1'29.228	236,3
11	13	<b>71 T. EDWARDS</b>	AUS	D34G Racing WorldSSP Team	Ducati Panigale V2	*	19	<b>23.291</b>	5.920	1'30.149	245,5	1'29.980	244,9
12	10	<b>28 G. VAN STRAALLEN</b>	NED	Pata Yamaha Ten Kate Racing	Yamaha YZF R6		19	<b>29.319</b>	6.028	1'30.131	244,3	1'29.566	237,9
13	19	<b>40 S. CORSI</b>	ITA	Renzi Corse	Ducati Panigale V2	*	19	<b>31.316</b>	1.997	1'30.461	241,1	1'30.343	240,5
14	23	<b>7 L. BALDASSARRI</b>	ITA	WRP-RT Motorsport by SKM-Triumph	Triumph Street Triple RS 765		19	<b>31.750</b>	0.434	1'30.454	241,6	1'30.651	240,0
15	14	<b>61 C. ONCU</b>	TUR	Kawasaki Puccetti Racing	Kawasaki ZX-6R		19	<b>32.370</b>	0.620	1'30.648	243,8	1'30.034	243,8
16	P 11	<b>64 F. CARICASULO</b>	ITA	Motozoo ME AIR Racing	MV Agusta F3 800 RR		19	<b>32.500</b>	0.130	1'30.234	244,9	1'29.603	246,6
17	17	<b>50 O. VOSTATEK</b>	CZE	PTR Triumph	Triumph Street Triple RS 765		19	<b>32.614</b>	0.114	1'30.619	240,0	1'30.157	238,4
18	24	<b>74 P. BIESIEKIRSKI</b>	POL	Ecosantagata Althea Racing Team	Ducati Panigale V2		19	<b>36.867</b>	4.253	1'30.885	242,2	1'30.686	240,0
19	18	<b>5 N. ANTONELLI</b>	ITA	Ecosantagata Althea Racing Team	Ducati Panigale V2		19	<b>38.816</b>	1.949	1'30.739	242,2	1'30.230	241,6
20	21	<b>27 K. TOBA</b>	JPN	PETRONAS MIE Racing Honda	Honda CBR600RR		19	<b>40.414</b>	1.598	1'30.822	242,2	1'30.438	243,2
21	20	<b>17 J. MCPHEE</b>	GBR	WRP-RT Motorsport by SKM-Triumph	Triumph Street Triple RS 765		19	<b>41.494</b>	1.080	1'30.214	240,5	1'30.375	241,1
22	22	<b>51 A. SARMOON</b>	THA	Yamaha Thailand Racing Team	Yamaha YZF R6		19	<b>42.453</b>	0.959	1'30.851	242,2	1'30.643	242,7
23	25	<b>15 E. MCMANUS</b>	IRL	Rokit Haslam Racing	Ducati Panigale V2		19	<b>47.059</b>	4.606	1'31.070	243,2	1'30.705	240,5
24	26	<b>22 F. FULIGNI</b>	ITA	Orelac Racing Verdnavatura	Ducati Panigale V2	*	19	<b>52.392</b>	5.333	1'31.311	242,7	1'30.789	246,0
25	31	<b>89 K. BIN PAWI</b>	MAS	PETRONAS MIE Racing Honda	Honda CBR600RR		19	<b>54.248</b>	1.856	1'31.611	240,5	1'31.795	236,8
26	32	<b>39 K. KEANKUM</b>	THA	Yamaha Thailand Racing Team	Yamaha YZF R6		19	<b>54.947</b>	0.699	1'31.511	241,6	1'32.411	235,3
27	30	<b>3 R. DE ROSA</b>	ITA	QJMOTOR Factory Racing	QJMOTOR SRK 800 RR	*	19	<b>1'11.068</b>	16.121	1'32.550	236,3	1'31.700	233,8
<b>-----Not Classified-----</b>													
RET	16	<b>23 M. SCHROETTER</b>	GER	MV Agusta Reparto Corse	MV Agusta F3 800 RR		18	<b>1 Lap</b>		1'30.073	246,0	1'30.149	243,2
RET	29	<b>19 G. GIANNINI</b>	ITA	Team ProDina Kawasaki	Kawasaki ZX-6R	*	15	<b>4 Laps</b>		1'31.743		1'30.930	238,4
RET	15	<b>25 M. BRENNER</b>	SUI	VIAMO Racing by MTM	Kawasaki ZX-6R		11	<b>8 Laps</b>		1'31.187	243,2	1'30.131	241,1
RET	27	<b>68 L. POWER</b>	AUS	Motozoo ME AIR Racing	MV Agusta F3 800 RR	*	9	<b>10 Laps</b>		1'31.319	242,7	1'30.836	243,2
RET	28	<b>12 T. TOMS</b>	GBR	R&R Racing	Yamaha YZF R6		4	<b>15 Laps</b>		1'33.514	232,8	1'30.838	236,3

AIR	Humidity:	67%	Temp:	18°C
TRACK	Condition:	Dry	Temp:	24°C

Records	Pole [SP]	2024	A.Huertas	1'28.322	163,977 Km/h
	Race [RC2]	2023	N.Bulega	1'29.018	162,695 Km/h
	All Times [SP]	2024	A.Huertas	1'28.322	163,977 Km/h
Race Fastest Lap	[New Record]	Lap 4	A.Huertas	1'28.861	162,983 Km/h

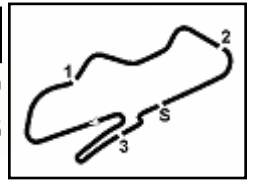
LAP LEADERS				
No. Rider	From	To	Laps	Total
<b>55 Y. MONTELLA</b>	1	1	1	1
<b>99 A. HUERTAS</b>	2	19	18	18

TOTAL LEADER LAPS				
No. Rider	Laps	No. Rider	Laps	No. Rider
<b>99 A. HUERTAS</b>	51	<b>68 L. POWER</b>	4	
<b>55 Y. MONTELLA</b>	46	<b>23 M. SCHROETTER</b>	2	
<b>53 V. DEBISE</b>	10	<b>27 K. TOBA</b>	1	
<b>62 S. MANZI</b>	5	<b>54 B. SOFUOGLU</b>	1	
<b>66 N. TUULI</b>	5	<b>94 L. MAHIAS</b>	1	
<b>71 T. EDWARDS</b>	5			
<b>7 L. BALDASSARRI</b>	4			
<b>28 G. VAN STRAALLEN</b>	4			

Start 13/07/2024 15:15 End 15:48 The results are provisional until the end of the time limit for protests and appeals and the completion of the technical checks.

These data/results cannot be reproduced, stored and/or transmitted in whole or in part by any manner of electronic, mechanical, photocopying, recording, broadcasting or otherwise now known or herein after developed without the previous express consent by the copyright owner, except for reproduction in daily press and regular printed publications on sale to the public within 60 days of the event related to those data/results and always provided that copyright symbol appears together as follows below.

© DORNA WSBK ORGANIZATION Srl 2024



**Prosecco DOC UK Round, 12-14 July 2024**  
**Results Race 1**

\* WorldSSP Challenge

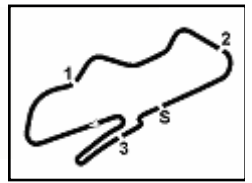
**Race Highlights**

Time	No. Rider	Description
15.12.49		Warm Up Lap Started
15.15.11		Start of Session
15.18.18	<b>28 G. VAN STRAALLEN</b>	#28 Lap Cancelled [1'33.249] - Exceeded Track Limits - Turn 4
15.18.44	<b>19 G. GIANNINI</b>	#19 Transponder not working
15.19.12		No Jump Starts
15.20.11	<b>69 T. BOOTH-AMOS</b>	#69 Lap Cancelled [1'30.336] - Exceeded Track Limits - Turn 9
15.21.34	<b>12 T. TOMS</b>	#12 Entered Pit Lane
15.22.42	<b>5 N. ANTONELLI</b>	#5 Lap Cancelled [1'31.867] - Exceeded Track Limits - Turn 10
15.22.50	<b>25 M. BRENNER</b>	#25 Lap Cancelled [1'32.009] - Exceeded Track Limits - Turn 10
15.23.07	<b>12 T. TOMS</b>	#12 Retired
15.25.46	<b>23 M. SCHROETTER</b>	#23 Lap Cancelled [1'30.439] - Exceeded Track Limits - Turn 9
15.25.56	<b>69 T. BOOTH-AMOS</b>	#69 Long Lap Penalty - Shortcut at Turn 9 without losing 1 second
15.29.14	<b>54 B. SOFUOGLU</b>	#54 Lap Cancelled [1'29.683] - Exceeded Track Limits - Turn 10
15.30.18	<b>69 T. BOOTH-AMOS</b>	#69 Lap Cancelled [1'32.569] - Exceeded Track Limits - Turn 9
15.30.37	<b>68 L. POWER</b>	#68 Crashed - Turn 12
15.31.04	<b>68 L. POWER</b>	#68 Not Actively Competing
15.32.01	<b>3 R. DE ROSA</b>	#3 Lap Cancelled [1'32.616] - Yellow Flag - Turn 12
15.32.05	<b>25 M. BRENNER</b>	#25 Entered Pit Lane
15.33.07		2/3 of Race Distance Completed
15.33.56	<b>25 M. BRENNER</b>	#25 Retired
15.34.29	<b>50 O. VOSTATEK</b>	#50 Lap Cancelled [1'31.203] - Exceeded Track Limits - Turn 10
15.38.30	<b>19 G. GIANNINI</b>	#19 Entered Pit Lane
15.38.39	<b>89 K. BIN PAWI</b>	#89 Lap Cancelled [1'31.670] - Exceeded Track Limits - Turn 10
15.39.39	<b>19 G. GIANNINI</b>	#19 Retired
15.42.18	<b>66 N. TUULI</b>	#66 Lap Cancelled [1'30.580] - Exceeded Track Limits - Turn 9
15.43.51	<b>23 M. SCHROETTER</b>	#23 Crashed - Turn 12
15.44.12	<b>23 M. SCHROETTER</b>	#23 Not Actively Competing
15.44.25		Incident involving #64 & #23 in Turn 12 - Under Investigation
15.44.37	<b>66 N. TUULI</b>	#66 Lap Cancelled [1'30.386] - Exceeded Track Limits - Turn 9
15.44.44		Podium Confirmed
15.44.54		Results Under Review
15.47.20	<b>66 N. TUULI</b>	#66 Penalized to Drop 1 Position - Exceeded Track Limits on Final Lap - Turn 9
15.48.24		End of Session
15.53.45	<b>64 F. CARICASULO</b>	#64 Penalized by 5 positions for irresponsible riding on last lap and final turn

13/07/2024      Start      End      The results are provisional until the end of the time limit for protests and appeals and the completion of the technical checks.

These data/results cannot be reproduced, stored and/or transmitted in whole or in part by any manner of electronic, mechanical, photocopying, recording, broadcasting or otherwise now known or herein after developed without the previous express consent by the copyright owner, except for reproduction in daily press and regular printed publications on sale to the public within 60 days of the event related to those data/results and always provided that copyright symbol appears together as follows below.

© DORNA WSBK ORGANIZATION Srl 2024



Donington Park 4.023 m

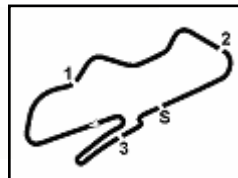
**Prosecco DOC UK Round, 12-14 July 2024**  
**Riders Standings**

1 / 3

	Points	Points From First	Points From Previous	February 25 PHILLIP ISLAND	March 24 BARCELONA	April 21 ASSEN	June 16 MISANO	July 14 DONINGTON PARK	July 21 MOST	August 11 PORTIMAO	September 8 MAGNY-COURS	September 22 CREMONA CIRCUIT	September 29 ARAGON	October 13 ESTORIL	October 20 JEREZ						
1 <b>HUERTAS</b> Adrian (ESP)	161			16 7	25 3 5	25 20 4 1	25 25 1 1	25 1													
2 <b>MONTELLA</b> Yari (ITA)	141	20		25 25 1 1	13 13 1 1	9 20 20 2 2	20 20 2 2	16 2													
3 <b>MANZI</b> Stefano (ITA)	134	27	7	20 2 4	20 25 4 3	20 1 2	16 13 3 3	20 3													
4 <b>SCHROETTER</b> Marcel (GER)	104	57	30	16 20 3 2	16 20 2 2	4 8 2 4	10 10 4 4	10 4													
5 <b>DEBISE</b> Valentin (FRA)	89	72	15	11 11	11 11 7 7	16 6 7	13 16 6 5	11 5													
6 <b>NAVARRO</b> Jorge (ESP)	80	81	9	9 4 7 10	9 9 7 9	9 5 8 9	11 11 7 7	13 6													
7 <b>CARICASULO</b> Federico (ITA)	72	89	8	13 13 4 3	10 8 5 4	10 5 6	9 9 5 6	7													
8 <b>SOFUOGLU</b> Bahattin (TUR)	65	96	7	10 10 6 4	6 10 6 6	8 11 7 5	8 8 8 8	10 8													
9 <b>VAN STRAALEN</b> Glenn (NED)	58	103	7		2 6 20 14	13 25 12 8	6 2 9 9	4 9													
10 <b>MAHIAS</b> Lucas (FRA)	46	115	12	7 9 9 7	16 7 11 8	1 1 9 10	6 10 10	10													
11 <b>BAYLISS</b> Oliver (AUS)	41	120	5	11 6 5 6	5 10 10	11 12	8 3 11 11	8 11													
12 <b>TUULI</b> Niki (FIN)	40	121	1	2 18	20 23	16 7 8 24 15 12	7 8 7 12 11 12	7													
13 <b>ANTONELLI</b> Niccolo (ITA)	28	133	12		7 14 15	1 13 16 14	7 15 13	13													
14 <b>MCPHEE</b> John (GBR)	25	136	3	8 8 8 7	4 9 11	5 10 11	12 14 12 14	14													
15 <b>EDWARDS</b> Tom (AUS)	24	137	1		4 20	11 14 17	4 5 16 16	15													
16 <b>ONCU</b> Can (TUR)	23	138	1		8 7 13 13	7 14 12	1 1 14 15	16													
17 <b>BOOTH-AMOS</b> Thomas (GBR)	22	139	1	3 16	3 1 16 15	18 20	6 9 21 18	17													
18 <b>RUIZ</b> Yeray (ESP)	18	143	4	5 5 11 12	5 3 12 12	13 15	17 17	18													
19 <b>CORSI</b> Simone (ITA)	13	148	5			2 3 24 25	5 3 25 19	19													
20 <b>BALDASSARRI</b> Lorenzo (ITA)	11	150	2	7 13	14 15	18 20	2 2 20 22	20													
21 <b>TOBA</b> Kaito (JPN)	10	151	1			10 18	18 19	21													
22 <b>SARMOON</b> Anupab (THA)	10	151	0	4 1 12 15	18 19	3 2 16 18	18 19	21													
23 <b>OTTAVIANI</b> Luca (ITA)	9	152	1				5 4 25 22	23													
24 <b>SMITS</b> Twan (NED)	6	155	3			6 22	22 24	24													
25 <b>POWER</b> Luke (AUS)	6	155	0			6 20 22	22 24	24													

13/07/2024 First Line: Championship Standings - Second Line: Ranking Progression  
 These data/results cannot be reproduced, stored and/or transmitted in whole or in part by any manner of electronic, mechanical, photocopying, recording, broadcasting or otherwise now known or herein after developed without the previous express consent by the copyright owner, except for reproduction in daily press and regular printed publications on sale to the public within 60 days of the event related to those data/results and always provided that copyright symbol appears together as follows below.  
 © DORNA WSBK ORGANIZATION Srl 2024





Donington Park 4.023 m

**Prosecco DOC UK Round, 12-14 July 2024**  
**Riders Standings**

	Points	Points From First	Points From Previous	February 25 PHILLIP ISLAND	March 24 BARCELONA	April 21 ASSEN	June 16 MISANO	July 14 DONINGTON PARK	July 21 MOST	August 11 PORTIMAO	September 8 MAGNY-COURS	September 22 CREMONA CIRCUIT	September 29 ARAGON	October 13 ESTORIL	October 20 JEREZ				
26 <b>TOPARIS</b> Tom (AUS)	6	155	0	6 10 14	16 18	20 22	22 24	24											
27 <b>BIESIEKIRSKI</b> Piotr (POL)	5	156	1			4 26	1 27 27	27											
28 <b>FULIGNI</b> Federico (ITA)	3	158	2				3 28 28	28											
29 <b>BRENNER</b> Marcel (SUI)	3	158	0	3 13 16	19 21	22 27	28 28	28											
30 <b>DALLA PORTA</b> Lorenzo (ITA)	3	158	0		1 2 23 21	22 27	28 28	28											
31 <b>VOSTATEK</b> Ondrej (CZE)	2	159	1	2 14 18	20 23	24 29	31 31	31											
32 <b>GIANNINI</b> Gabriele (ITA)	1	160	1			1 30	32 32	32											
33 <b>BIN PAWI</b> Khairul Idham (MAS)	1	160	0	1 15 20	23 25	27 30	32 32	32											

13/07/2024

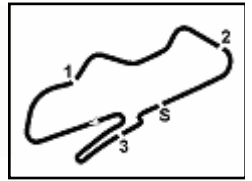
First Line: Championship Standings - Second Line: Ranking Progression

These data/results cannot be reproduced, stored and/or transmitted in whole or in part by any manner of electronic, mechanical, photocopying, recording, broadcasting or otherwise now known or herein after developed without the previous express consent by the copyright owner, except for reproduction in daily press and regular printed publications on sale to the public within 60 days of the event related to those data/results and always provided that copyright symbol appears together as follows below.

© DORNA WSBK ORGANIZATION Srl 2024

FICR PERUGIA TIMING



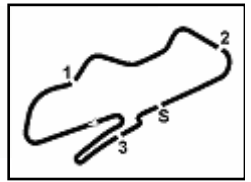


**Prosecco DOC UK Round, 12-14 July 2024**  
**Riders Standings**

Points	Points From First	Points From Previous	WorldSSP Challenge															
			March 24 <b>BARCELONA</b>	April 21 <b>ASSEN</b>	June 16 <b>MISANO</b>	July 14 <b>DONINGTON PARK</b>	July 21 <b>MOST</b>	August 11 <b>PORTIMAO</b>	September 8 <b>MAGNY-COURS</b>	September 22 <b>CREMONA CIRCUIT</b>	September 29 <b>ARAGON</b>	October 13 <b>ESTORIL</b>	October 20 <b>JEREZ</b>					
<b>1 EDWARDS</b> Tom (AUS)	<b>24</b>		4	11	4	5												
			1	1 1	1 1	1												
<b>2 CORSI</b> Simone (ITA)	<b>13</b> 11			<b>2</b> <b>3</b>	<b>5</b> <b>3</b>	<b>3</b>												
				3 3	3 2	2												
<b>3 POWER</b> Luke (AUS)	<b>6</b> 18 7			<b>6</b>	<b>3</b>	<b>3</b>												
				2 2	2 3	3												
<b>4 FULIGNI</b> Federico (ITA)	<b>3</b> 21 3				<b>3</b>	<b>4</b>												
					4 4	4												
<b>5 GIANNINI</b> Gabriele (ITA)	<b>1</b> 23 2			<b>1</b>	<b>5</b>	<b>5</b>												
				4	5 5	5												

13/07/2024 First Line: Championship Standings - Second Line: Ranking Progression  
 These data/results cannot be reproduced, stored and/or transmitted in whole or in part by any manner of electronic, mechanical, photocopying, recording, broadcasting or otherwise now known or herein after developed without the previous express consent by the copyright owner, except for reproduction in daily press and regular printed publications on sale to the public within 60 days of the event related to those data/results and always provided that copyright symbol appears together as follows below.  
 © DORNA WSBK ORGANIZATION Srl 2024





Donington Park 4.023 m

**Prosecco DOC UK Round, 12-14 July 2024**  
**Manufacturers Standings**

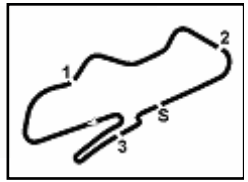
	Points	Points From First	Points From Previous	February 25 PHILLIP ISLAND		March 24 BARCELONA		April 21 ASSEN		June 16 MISANO		July 14 DONINGTON PARK		July 21 MOST		August 11 PORTIMAO		September 8 MAGNY-COURS		September 22 CREMONA CIRCUIT		September 29 ARAGON		October 13 ESTORIL		October 20 JEREZ	
				1	2	1	2	1	2	1	2	1	2	1	2	1	2	1	2	1	2	1	2	1	2	1	2
1	<b>208</b>			25	25	25	13	25	20	25	25	25															
				1	1	1	1	1	1	1	1	1															
2	<b>173</b>	35		20	11	20	25	20	25	16	16	20															
				2	3	3	2	2	2	2	2	2															
3	<b>123</b>	85	50	16	20	16	20	10	11	10	10	10															
				3	2	2	3	3	3	3	3	3															
4	<b>66</b>	142	57	9	8	9	9	9	5	2	6	9															
				4	4	4	4	4	4	4	4	4															
5	<b>26</b>	182	40	3		8	7	7				1															
				5	5	5	5	5	5	5	5	5															
6	<b>11</b>	197	15	1			10																				
				6	6	6	6	6	6	6	6	6															

13/07/2024 First Line: Championship Standings - Second Line: Ranking Progression

These data/results cannot be reproduced, stored and/or transmitted in whole or in part by any manner of electronic, mechanical, photocopying, recording, broadcasting or otherwise now known or herein after developed without the previous express consent by the copyright owner, except for reproduction in daily press and regular printed publications on sale to the public within 60 days of the event related to those data/results and always provided that copyright symbol appears together as follows below.

© DORNA WSBK ORGANIZATION Srl 2024





**Prosecco DOC UK Round, 12-14 July 2024**  
**Teams Standings**

	February 25 PHILLIP ISLAND	March 24 BARCELONA	April 21 ASSEN	June 16 MISANO	July 14 DONINGTON PARK	July 21 MOST	August 11 PORTIMAO	September 8 MAGNY-COURS	September 22 CREMONA CIRCUIT	September 29 ARAGON	October 13 ESTORIL	October 20 JEREZ	
<b>1 Pata Yamaha Ten Kate Racing</b>	<b>192</b>												
MANZI Stefano	134	20	20	25	20	16	13	20					
VAN STRAALEN Glenn	58		2	6	13	25	6	2	4				
<b>2 MV Agusta Reparto Corse</b>	<b>169 [-23]</b>												
SCHROETTER Marcel	104	16	20	16	20	4	8	10	10				
SOFUOGLU Bahattin	65	10	10	6	10	8	11		10				
<b>3 Aruba.it Racing WorldSSP Team</b>	<b>161 [-31]</b>												
HUERTAS Adrian	161		16	25		25	20	25	25				
<b>4 Barni Spark Racing Team</b>	<b>141 [-51]</b>												
MONTELLA Yari	141	25	25	13	13		9	20	20	16			
<b>5 Evan Bros. WorldSSP Yamaha Team</b>	<b>89 [-103]</b>												
DEBISE Valentin	89		11	11	11	16		13	16	11			
<b>6 Motozoo ME AIR Racing</b>	<b>78 [-114]</b>												
CARICASULO Federico	72	13	13	10	8	10		9	9				
POWER Luke	6					6							
<b>7 WRP-RT Motorsport by SKM-Triumph</b>	<b>74 [-118]</b>												
NAVARRO Jorge	45	9	4	9	9	9	5						
MCPHEE John	25	8	8	4		5							
BALDASSARRI Lorenzo	4						2		2				
<b>8 D34G Racing WorldSSP Team</b>	<b>65 [-127]</b>												
BAYLISS Oliver	41	11	6		5		8	3	8				
EDWARDS Tom	24			4	11		4		5				
<b>9 GMT94 Yamaha</b>	<b>46 [-146]</b>												
MAHIAS Lucas	46	7	9		16	7		1		6			
<b>10 Orelec Racing Verdatura</b>	<b>45 [-147]</b>												
NAVARRO Jorge	35						11	11	13				
BALDASSARRI Lorenzo	7		7										
FULIGNI Federico	3						3						
<b>11 EAB Racing Team</b>	<b>40 [-152]</b>												
TUULI Niki	40		2				16	7	8	7			
<b>12 Ecosantagata Althea Racing Team</b>	<b>33 [-159]</b>												
ANTONELLI Niccolo	28			7		1	13		7				
BIESIEKIRSKI Piotr	5						4		1				
<b>13 PTR Triumph</b>	<b>24 [-168]</b>												
BOOTH-AMOS Thomas	22		3	3	1				6	9			
VOSTATEK Ondrej	2	2											
<b>14 Kawasaki Puccetti Racing</b>	<b>23 [-169]</b>												
ONCU Can	23			8	7		7			1			
<b>15 VFT Racing Yamaha</b>	<b>18 [-174]</b>												
RUIZ Yeray	18	5	5	5	3								
<b>16 Renzi Corse</b>	<b>13 [-179]</b>												
CORSI Simone	13					2	3		5	3			
<b>17 Petronas MIE Racing Honda</b>	<b>11 [-181]</b>												
TOBA Kaito	10						10						
BIN PAWI Khairul Idham	1	1											
<b>18 Yamaha Thailand Racing Team</b>	<b>10 [-182]</b>												
SARMOON Anupab	10	4	1			3	2						

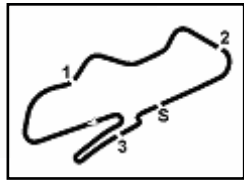
13/07/2024

These data/results cannot be reproduced, stored and/or transmitted in whole or in part by any manner of electronic, mechanical, photocopying, recording, broadcasting or otherwise now known or herein after developed without the previous express consent by the copyright owner, except for reproduction in daily press and regular printed publications on sale to the public within 60 days of the event related to those data/results and always provided that copyright symbol appears together as follows below.

© DORNA WSBK ORGANIZATION Srl 2024

FICR PERUGIA TIMING





**Prosecco DOC UK Round, 12-14 July 2024**  
**Teams Standings**

	February 25 PHILLIP ISLAND	March 24 BARCELONA	April 21 ASSEN	June 16 MISANO	July 14 DONINGTON PARK	July 21 MOST	August 11 PORTIMAO	September 8 MAGNY-COURS	September 22 CREMONA CIRCUIT	September 29 ARAGON	October 13 ESTORIL	October 20 JEREZ	
<b>19 Extreme Racing Service</b>				<b>9</b>									<b>9</b> [-183]
OTTAVIANI Luca				5									4
<b>20 Team Apreco</b>				<b>6</b>									<b>6</b> [-186]
SMITS Twan				6									
<b>21 Stop &amp; Seal Racing</b>				<b>6</b>									<b>6</b> [-186]
TOPARIS Tom				6									6
<b>22 Altogo Racing Team</b>				<b>3</b>									<b>3</b> [-189]
DALLA PORTA Lorenzo				3									1 2
<b>23 VIAMO Racing by MTM</b>				<b>3</b>									<b>3</b> [-189]
BRENNER Marcel				3									3
<b>24 Team ProDina Kawasaki</b>				<b>1</b>									<b>1</b> [-191]
GIANNINI Gabriele				1									1

13/07/2024

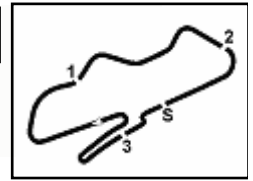
These data/results cannot be reproduced, stored and/or transmitted in whole or in part by any manner of electronic, mechanical, photocopying, recording, broadcasting or otherwise now known or herein after developed without the previous express consent by the copyright owner, except for reproduction in daily press and regular printed publications on sale to the public within 60 days of the event related to those data/results and always provided that copyright symbol appears together as follows below.

© DORNA WSBK ORGANIZATION Srl 2024

FICR PERUGIA TIMING







Donington Park 4.023 m

**Prosecco DOC UK Round, 12-14 July 2024**  
**Pirelli Best Lap Award**

	Points	Points From First	Points From Previous	February 25 PHILLIP ISLAND	March 24 BARCELONA	April 21 ASSEN	June 16 MISANO	July 14 DONINGTON PARK	July 21 MIST	August 11 PORTIMAO	September 8 MAGNY-COURS	September 22 CREMONA CIRCUIT	September 29 ARAGON	October 13 ESTORIL	October 20 JEREZ			
1 <b>HUERTAS</b> Adrian (ESP)	4				1		1 1	1										
2 <b>SOFUOGLU</b> Bahattin (TUR)	1	3				1												
3 <b>CARICASULO</b> Federico (ITA)	1	3	0			1												
4 <b>NAVARRO</b> Jorge (ESP)	1	3	0		1													
5 <b>SCHROETTER</b> Marcel (GER)	1	3	0	1														
6 <b>MONTELLA</b> Yari (ITA)	1	3	0	1														

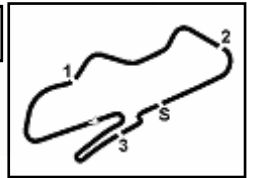
13/07/2024

First Line: Championship Standings - Second Line: Ranking Progression

These data/results cannot be reproduced, stored and/or transmitted in whole or in part by any manner of electronic, mechanical, photocopying, recording, broadcasting or otherwise now known or herein after developed without the previous express consent by the copyright owner, except for reproduction in daily press and regular printed publications on sale to the public within 60 days of the event related to those data/results and always provided that copyright symbol appears together as follows below.

© DORNA WSBK ORGANIZATION Srl 2024





**Prosecco DOC UK Round, 12-14 July 2024**  
**Best Sectors & Speed Race 1**

RESULTS			
1	<b>99</b> A. HUERTAS	Ducati Panigale V2	Laps 19
2	<b>62</b> S. MANZI	Yamaha YZF R6	4.679
3	<b>55</b> Y. MONTELLA	Ducati Panigale V2	4.867
4	<b>9</b> J. NAVARRO	Ducati Panigale V2	6.392
5	<b>53</b> V. DEBISE	Yamaha YZF R6	6.630
6	<b>54</b> B. SOFUOGLU	MV Agusta F3 800 RR	12.120
7	<b>69</b> T. BOOTH-AMOS	Triumph Street Triple RS 765	12.238
8	<b>32</b> D. BAYLISS	Ducati Panigale V2	16.538
9	<b>66</b> N. TUULI	Ducati Panigale V2	17.000
10	<b>94</b> L. MAHIAS	Yamaha YZF R6	17.371
11	<b>71</b> T. EDWARDS	Ducati Panigale V2	23.291
12	<b>28</b> G. VAN STRAALEN	Yamaha YZF R6	29.319
13	<b>40</b> S. CORSI	Ducati Panigale V2	31.316
14	<b>7</b> L. BALDASSARRI	Triumph Street Triple RS 765	31.750
15	<b>61</b> C. ONCU	Kawasaki ZX-6R	32.370
16	<b>64</b> F. CARICASULO	MV Agusta F3 800 RR	32.500
17	<b>50</b> D. VOSTATEK	Triumph Street Triple RS 765	32.614
18	<b>74</b> P. BIESIEKIRSKI	Ducati Panigale V2	36.867
19	<b>5</b> N. ANTONELLI	Ducati Panigale V2	38.816
20	<b>27</b> K. TOBA	Honda CBR600RR	40.414
21	<b>17</b> J. MCPHEE	Triumph Street Triple RS 765	41.494
22	<b>51</b> A. SARMOON	Yamaha YZF R6	42.453
23	<b>15</b> E. MCMANUS	Ducati Panigale V2	47.059
24	<b>22</b> F. FULIGNI	Ducati Panigale V2	52.392
25	<b>89</b> K. BIN PAWI	Honda CBR600RR	54.248
26	<b>39</b> K. KEANKUM	Yamaha YZF R6	54.947
27	<b>3</b> R. DE ROSA	QJMOTOR SRK 800 RR	1'11.068
RET	<b>23</b> M. SCHROETTER	MV Agusta F3 800 RR	1 Lap
RET	<b>19</b> G. GIANNINI	Kawasaki ZX-6R	4 Laps
RET	<b>25</b> M. BRENNER	Kawasaki ZX-6R	8 Laps
RET	<b>68</b> L. POWER	MV Agusta F3 800 RR	10 Laps
RET	<b>12</b> T. TOMS	Yamaha YZF R6	15 Laps

SPEED			
1	<b>23</b> M. SCHROETTER	MV Agusta F3 800 RR	246,0
2	<b>71</b> T. EDWARDS	Ducati Panigale V2	245,5
3	<b>55</b> Y. MONTELLA	Ducati Panigale V2	245,5
4	<b>64</b> F. CARICASULO	MV Agusta F3 800 RR	244,9
5	<b>54</b> B. SOFUOGLU	MV Agusta F3 800 RR	244,9
6	<b>9</b> J. NAVARRO	Ducati Panigale V2	244,3
7	<b>28</b> G. VAN STRAALEN	Yamaha YZF R6	244,3
8	<b>62</b> S. MANZI	Yamaha YZF R6	243,8
9	<b>61</b> C. ONCU	Kawasaki ZX-6R	243,8
10	<b>66</b> N. TUULI	Ducati Panigale V2	243,8
11	<b>99</b> A. HUERTAS	Ducati Panigale V2	243,2
12	<b>15</b> E. MCMANUS	Ducati Panigale V2	243,2
13	<b>25</b> M. BRENNER	Kawasaki ZX-6R	243,2
14	<b>53</b> V. DEBISE	Yamaha YZF R6	242,7
15	<b>68</b> L. POWER	MV Agusta F3 800 RR	242,7
16	<b>22</b> F. FULIGNI	Ducati Panigale V2	242,7
17	<b>32</b> D. BAYLISS	Ducati Panigale V2	242,7
18	<b>74</b> P. BIESIEKIRSKI	Ducati Panigale V2	242,2
19	<b>51</b> A. SARMOON	Yamaha YZF R6	242,2
20	<b>27</b> K. TOBA	Honda CBR600RR	242,2
21	<b>5</b> N. ANTONELLI	Ducati Panigale V2	242,2
22	<b>39</b> K. KEANKUM	Yamaha YZF R6	241,6
23	<b>7</b> L. BALDASSARRI	Triumph Street Triple RS 765	241,6
24	<b>40</b> S. CORSI	Ducati Panigale V2	241,1
25	<b>89</b> K. BIN PAWI	Honda CBR600RR	240,5
26	<b>17</b> J. MCPHEE	Triumph Street Triple RS 765	240,5
27	<b>50</b> D. VOSTATEK	Triumph Street Triple RS 765	240,0
28	<b>69</b> T. BOOTH-AMOS	Triumph Street Triple RS 765	240,0
29	<b>94</b> L. MAHIAS	Yamaha YZF R6	237,4
30	<b>3</b> R. DE ROSA	QJMOTOR SRK 800 RR	236,3
31	<b>12</b> T. TOMS	Yamaha YZF R6	232,8

SEG. 1		SEG. 2		SEG. 3		SEG. 4		
1	<b>99</b> A. HUERTAS	19.106	1	<b>99</b> A. HUERTAS	24.109	1	<b>9</b> J. NAVARRO	23.185
2	<b>54</b> B. SOFUOGLU	19.114	2	<b>53</b> V. DEBISE	24.180	2	<b>99</b> A. HUERTAS	23.187
3	<b>55</b> Y. MONTELLA	19.141	3	<b>62</b> S. MANZI	24.197	3	<b>69</b> T. BOOTH-AMOS	23.219
4	<b>69</b> T. BOOTH-AMOS	19.181	4	<b>69</b> T. BOOTH-AMOS	24.202	4	<b>53</b> V. DEBISE	23.286
5	<b>9</b> J. NAVARRO	19.194	5	<b>9</b> J. NAVARRO	24.206	5	<b>54</b> B. SOFUOGLU	23.306
6	<b>62</b> S. MANZI	19.201	6	<b>55</b> Y. MONTELLA	24.219	6	<b>55</b> Y. MONTELLA	23.312
7	<b>94</b> L. MAHIAS	19.233	7	<b>94</b> L. MAHIAS	24.296	7	<b>32</b> D. BAYLISS	23.365
8	<b>66</b> N. TUULI	19.252	8	<b>32</b> D. BAYLISS	24.301	8	<b>64</b> F. CARICASULO	23.371
9	<b>53</b> V. DEBISE	19.257	9	<b>54</b> B. SOFUOGLU	24.317	9	<b>94</b> L. MAHIAS	23.387
10	<b>71</b> T. EDWARDS	19.271	10	<b>66</b> N. TUULI	24.319	10	<b>23</b> M. SCHROETTER	23.403
11	<b>28</b> G. VAN STRAALEN	19.281	11	<b>71</b> T. EDWARDS	24.324	11	<b>62</b> S. MANZI	23.419
12	<b>17</b> J. MCPHEE	19.303	12	<b>28</b> G. VAN STRAALEN	24.343	12	<b>17</b> J. MCPHEE	23.436
13	<b>64</b> F. CARICASULO	19.330	13	<b>64</b> F. CARICASULO	24.426	13	<b>40</b> S. CORSI	23.440
14	<b>32</b> D. BAYLISS	19.354	14	<b>23</b> M. SCHROETTER	24.451	14	<b>66</b> N. TUULI	23.461
15	<b>23</b> M. SCHROETTER	19.374	15	<b>17</b> J. MCPHEE	24.452	15	<b>5</b> N. ANTONELLI	23.467
16	<b>5</b> N. ANTONELLI	19.381	16	<b>7</b> L. BALDASSARRI	24.496	16	<b>74</b> P. BIESIEKIRSKI	23.495
17	<b>15</b> E. MCMANUS	19.388	17	<b>61</b> C. ONCU	24.501	17	<b>50</b> D. VOSTATEK	23.498
18	<b>27</b> K. TOBA	19.416	18	<b>27</b> K. TOBA	24.555	18	<b>28</b> G. VAN STRAALEN	23.504
19	<b>50</b> D. VOSTATEK	19.417	19	<b>51</b> A. SARMOON	24.580	19	<b>71</b> T. EDWARDS	23.516
20	<b>7</b> L. BALDASSARRI	19.422	20	<b>50</b> D. VOSTATEK	24.587	20	<b>61</b> C. ONCU	23.570
21	<b>68</b> L. POWER	19.490	21	<b>40</b> S. CORSI	24.592	21	<b>7</b> L. BALDASSARRI	23.586
22	<b>74</b> P. BIESIEKIRSKI	19.490	22	<b>25</b> M. BRENNER	24.652	22	<b>51</b> A. SARMOON	23.593
23	<b>61</b> C. ONCU	19.497	23	<b>74</b> P. BIESIEKIRSKI	24.666	23	<b>27</b> K. TOBA	23.616
24	<b>40</b> S. CORSI	19.507	24	<b>5</b> N. ANTONELLI	24.673	24	<b>22</b> F. FULIGNI	23.644
25	<b>51</b> A. SARMOON	19.517	25	<b>15</b> E. MCMANUS	24.752	25	<b>89</b> K. BIN PAWI	23.656
26	<b>25</b> M. BRENNER	19.532	26	<b>22</b> F. FULIGNI	24.771	26	<b>25</b> M. BRENNER	23.662
27	<b>22</b> F. FULIGNI	19.544	27	<b>39</b> K. KEANKUM	24.792	27	<b>68</b> L. POWER	23.696
28	<b>89</b> K. BIN PAWI	19.661	28	<b>68</b> L. POWER	24.836	28	<b>39</b> K. KEANKUM	23.762
29	<b>39</b> K. KEANKUM	19.681	29	<b>89</b> K. BIN PAWI	24.943	29	<b>15</b> E. MCMANUS	23.831
30	<b>3</b> R. DE ROSA	19.919	30	<b>3</b> R. DE ROSA	25.108	30	<b>3</b> R. DE ROSA	23.908
31	<b>12</b> T. TOMS	20.118	31	<b>12</b> T. TOMS	25.396	31	<b>12</b> T. TOMS	24.327

13/07/2024

These data/results cannot be reproduced, stored and/or transmitted in whole or in part by any manner of electronic, mechanical, photocopying, recording, broadcasting or otherwise now known or herein after developed without the previous express consent by the copyright owner, except for reproduction in daily press and regular printed publications on sale to the public within 60 days of the event related to those data/results and always provided that copyright symbol appears together as follows below.

© DORNA WSBK ORGANIZATION Srl 2024

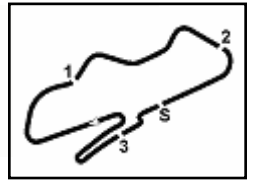


**Prosecco DOC UK Round, 12-14 July 2024**  
**Lap Chart Race 1**

		Lap																		
	1	2	3	4	5	6	7	8	9	10	11	12	13	14	15	16	17	18	19	
1	55	99	99	99	99	99	99	99	99	99	99	99	99	99	99	99	99	99	99	99
2	99	55	55	55	55	55	55	55	55	55	55	55	55	55	55	55	55	55	62	62
3	62	62	62	62	62	62	62	62	62	62	62	62	62	62	62	62	62	62	55	55
4	53	53	53	53	53	53	53	53	53	53	53	53	53	53	53	53	53	53	9	9
5	94	94	94	94	94	94	94	9	9	9	9	9	9	9	9	9	9	53	53	
6	69	69	9	9	9	9	9	54	54	54	54	54	54	54	54	54	54	54	54	54
7	9	9	69	69	54	54	54	69	94	94	69	69	69	69	69	69	69	69	69	69
8	66	66	66	54	69	69	69	94	94	69	69	94	94	94	94	32	32	66	66	66
9	32	54	54	66	66	66	66	66	66	66	66	66	66	32	32	94	66	32	32	32
10	71	32	32	32	32	32	32	32	32	32	32	32	32	66	66	66	94	94	94	94
11	54	71	71	71	64	64	64	64	64	64	23	23	23	23	23	23	23	23	23	64
12	64	64	64	64	71	71	71	71	23	23	23	64	64	64	64	71	71	64	71	71
13	23	23	23	23	23	23	23	23	71	71	71	71	71	71	71	64	64	71	28	28
14	61	61	61	61	61	61	61	61	61	61	61	61	61	61	61	28	28	28	40	40
15	40	40	40	40	40	17	17	17	17	40	7	7	7	28	28	7	7	7	7	7
16	25	17	17	17	17	40	40	40	40	7	40	28	28	7	7	61	40	40	61	61
17	28	25	50	50	7	7	7	7	28	28	40	40	40	40	40	61	61	50	50	50
18	17	50	25	7	50	50	50	28	28	17	17	50	50	50	50	50	50	50	74	74
19	50	7	7	51	28	28	28	50	50	50	50	17	17	17	74	74	74	74	5	5
20	5	51	51	28	51	51	51	74	74	74	74	74	74	74	17	5	5	5	27	27
21	7	28	28	25	25	25	25	51	51	51	51	5	5	5	5	17	17	27	17	17
22	51	27	27	27	27	27	74	27	27	27	5	5	51	51	27	27	27	17	51	51
23	68	5	5	74	74	74	27	25	5	5	27	27	27	27	51	51	51	15	15	15
24	27	68	74	5	5	5	5	25	15	15	15	15	15	15	15	15	15	15	22	22
25	15	74	68	68	68	68	68	15	15	25	22	22	22	22	22	22	22	22	89	89
26	74	15	15	15	15	15	15	68	68	22	39	39	39	39	89	89	89	89	39	39
27	19	19	19	19	19	89	89	89	89	89	89	89	89	89	39	39	39	39	3	3
28	89	89	89	89	89	39	39	39	39	89	25	19	19	19	3	3	3	3		
29	22	22	22	22	22	19	19	22	22	19	19	3	3	3	19					
30	39	39	39	39	39	22	22	19	19	3	3									
31	12	12	3	3	3	3	3	3	3											
32	3	3	12	12																

Final Result		
1	<b>99</b> A. HUERTAS	Laps 19
2	<b>62</b> S. MANZI	4.679
3	<b>55</b> Y. MONTELLA	4.867
4	<b>9</b> J. NAVARRO	6.392
5	<b>53</b> V. DEBISE	6.630
6	<b>54</b> B. SOFUOGLU	12.120
7	<b>69</b> T. BOOTH-AMOS	12.238
8	<b>32</b> D. BAYLISS	16.538
9	<b>66</b> N. TUULI (P)	17.000
10	<b>94</b> L. MAHIAS	17.371
11	<b>71</b> T. EDWARDS	23.291
12	<b>28</b> G. VAN STRAALEN	29.319
13	<b>40</b> S. CORSI	31.316
14	<b>7</b> L. BALDASSARRI	31.750
15	<b>61</b> C. ONCU	32.370
16	<b>64</b> F. CARICASULO (P)	32.500
17	<b>50</b> D. VOSTATEK	32.614
18	<b>74</b> P. BIESIEKIRSKI	36.867
19	<b>5</b> N. ANTONELLI	38.816
20	<b>27</b> K. TOBA	40.414
21	<b>17</b> J. MCPHEE	41.494
22	<b>51</b> A. SARMOON	42.453
23	<b>15</b> E. MCMANUS	47.059
24	<b>22</b> F. FULIGNI	52.392
25	<b>89</b> K. BIN PAWI	54.248
26	<b>39</b> K. KEANKUM	54.947
27	<b>3</b> R. DE ROSA	1'11.068
RET	<b>23</b> M. SCHROETTER	1 Lap
RET	<b>19</b> G. GIANNINI	4 Laps
RET	<b>25</b> M. BRENNER	8 Laps
RET	<b>68</b> L. POWER	10 Laps
RET	<b>12</b> T. TOMS	15 Laps

13/07/2024  
These data/results cannot be reproduced, stored and/or transmitted in whole or in part by any manner of electronic, mechanical, photocopying, recording, broadcasting or otherwise now known or herein after developed without the previous express consent by the copyright owner, except for reproduction in daily press and regular printed publications on sale to the public within 60 days of the event related to those data/results and always provided that copyright symbol appears together as follows below.  
© DORNA WSBK ORGANIZATION Srl 2024



Donington Park 4.023 m

**Prosecco DOC UK Round, 12-14 July 2024**  
**Lap Chart Race 1**

2 / 6

Lap 1	
1	<b>55</b> Y.Montella 1'32.827
2	<b>99</b> A.Huertas 0.117
3	<b>62</b> S.Manzi 0.442
4	<b>53</b> V.Debise 0.643
5	<b>94</b> L.Mahias 1.007
6	<b>69</b> T.Booth-Amos 1.379
7	<b>9</b> J.Navarro 1.499
8	<b>66</b> N.Tuuli 1.851
9	<b>32</b> O.Bayliss 2.002
10	<b>71</b> T.Edwards 2.265
11	<b>54</b> B.Sofuoglu 2.403
12	<b>64</b> F.Caricasulo 3.321
13	<b>23</b> M.Schroetter 3.741
14	<b>61</b> C.Oncu 3.946
15	<b>40</b> S.Corsi 4.165
16	<b>25</b> M.Brenner 4.387
17	<b>28</b> G.van Straalen 4.488
18	<b>17</b> J.McPhee 4.510
19	<b>50</b> O.Vostatek 4.701
20	<b>5</b> N.Antonelli 4.929
21	<b>7</b> L.Baldassarri 5.173
22	<b>51</b> A.Sarmoon 5.271
23	<b>68</b> L.Power 5.497
24	<b>27</b> K.Toba 5.846
25	<b>15</b> E.McManus 6.079
26	<b>74</b> P.Biesiekirski 6.344
27	<b>19</b> G.Giannini 6.344
28	<b>89</b> K.Bin Pawi 6.567
29	<b>22</b> F.Fuligni 6.868
30	<b>39</b> K.Keankum 7.211
31	<b>12</b> T.Toms 7.426
32	<b>3</b> R.De Rosa 7.684

5	<b>94</b> L.Mahias 2.070
6	<b>9</b> J.Navarro 3.029
7	<b>69</b> T.Booth-Amos 3.320
8	<b>66</b> N.Tuuli 3.770
9	<b>54</b> B.Sofuoglu 3.854
10	<b>32</b> O.Bayliss 4.129
11	<b>71</b> T.Edwards 5.195
12	<b>64</b> F.Caricasulo 5.436
13	<b>23</b> M.Schroetter 5.675
14	<b>61</b> C.Oncu 7.241
15	<b>40</b> S.Corsi 7.501
16	<b>17</b> J.McPhee 7.768
17	<b>50</b> O.Vostatek 9.246
18	<b>25</b> M.Brenner 9.505
19	<b>7</b> L.Baldassarri 9.583
20	<b>51</b> A.Sarmoon 9.711
21	<b>28</b> G.van Straalen 9.928
22	<b>27</b> K.Toba 10.199
23	<b>5</b> N.Antonelli 11.259
24	<b>74</b> P.Biesiekirski 11.458
25	<b>68</b> L.Power 11.887
26	<b>15</b> E.McManus 12.283
27	<b>19</b> G.Giannini 12.498
28	<b>89</b> K.Bin Pawi 12.973
29	<b>22</b> F.Fuligni 13.341
30	<b>39</b> K.Keankum 13.809
31	<b>3</b> R.De Rosa 15.483
32	<b>12</b> T.Toms 16.221

Lap 4	
1	<b>99</b> A.Huertas 6'00.358
2	<b>55</b> Y.Montella 1.475
3	<b>62</b> S.Manzi 1.852
4	<b>53</b> V.Debise 2.554
5	<b>94</b> L.Mahias 3.052
6	<b>9</b> J.Navarro 3.880
7	<b>69</b> T.Booth-Amos 4.208
8	<b>54</b> B.Sofuoglu 4.637
9	<b>66</b> N.Tuuli 5.226
10	<b>32</b> O.Bayliss 5.452
11	<b>71</b> T.Edwards 6.800
12	<b>64</b> F.Caricasulo 7.286
13	<b>23</b> M.Schroetter 7.452
14	<b>61</b> C.Oncu 9.195
15	<b>40</b> S.Corsi 9.634
16	<b>17</b> J.McPhee 10.049
17	<b>50</b> O.Vostatek 11.160
18	<b>7</b> L.Baldassarri 11.609
19	<b>51</b> A.Sarmoon 12.110
20	<b>28</b> G.van Straalen 12.311
21	<b>25</b> M.Brenner 12.653
22	<b>27</b> K.Toba 12.835
23	<b>74</b> P.Biesiekirski 13.608
24	<b>5</b> N.Antonelli 14.265
25	<b>68</b> L.Power 14.538
26	<b>15</b> E.McManus 15.006
27	<b>19</b> G.Giannini 15.397
28	<b>89</b> K.Bin Pawi 15.723
29	<b>22</b> F.Fuligni 16.020
30	<b>39</b> K.Keankum 16.459
31	<b>3</b> R.De Rosa 19.172
32	<b>12</b> T.Toms 32.534

Lap 5	
1	<b>99</b> A.Huertas 7'29.553
2	<b>55</b> Y.Montella 1.875
3	<b>62</b> S.Manzi 2.200
4	<b>53</b> V.Debise 2.955
5	<b>94</b> L.Mahias 3.536
6	<b>9</b> J.Navarro 4.618
7	<b>54</b> B.Sofuoglu 4.961
8	<b>69</b> T.Booth-Amos 5.220
9	<b>66</b> N.Tuuli 6.289

10	<b>32</b> O.Bayliss 6.400
11	<b>64</b> F.Caricasulo 8.325
12	<b>71</b> T.Edwards 8.584
13	<b>23</b> M.Schroetter 8.984
14	<b>61</b> C.Oncu 10.669
15	<b>40</b> S.Corsi 11.089
16	<b>17</b> J.McPhee 11.474
17	<b>7</b> L.Baldassarri 13.073
18	<b>50</b> O.Vostatek 13.271
19	<b>28</b> G.van Straalen 14.038
20	<b>51</b> A.Sarmoon 14.430
21	<b>25</b> M.Brenner 14.857
22	<b>27</b> K.Toba 14.960
23	<b>74</b> P.Biesiekirski 15.418
24	<b>5</b> N.Antonelli 16.168
25	<b>68</b> L.Power 16.688
26	<b>15</b> E.McManus 17.431
27	<b>19</b> G.Giannini 18.278
28	<b>89</b> K.Bin Pawi 18.469
29	<b>22</b> F.Fuligni 18.679
30	<b>39</b> K.Keankum 18.955
31	<b>3</b> R.De Rosa 22.661

Lap 6	
1	<b>99</b> A.Huertas 8'58.762
2	<b>55</b> Y.Montella 2.417
3	<b>62</b> S.Manzi 2.801
4	<b>53</b> V.Debise 3.536
5	<b>94</b> L.Mahias 4.301
6	<b>9</b> J.Navarro 5.079
7	<b>54</b> B.Sofuoglu 5.319
8	<b>69</b> T.Booth-Amos 5.758
9	<b>66</b> N.Tuuli 7.058
10	<b>32</b> O.Bayliss 7.352
11	<b>64</b> F.Caricasulo 9.449
12	<b>71</b> T.Edwards 9.849
13	<b>23</b> M.Schroetter 10.175
14	<b>61</b> C.Oncu 12.395
15	<b>17</b> J.McPhee 12.905
16	<b>40</b> S.Corsi 13.191
17	<b>7</b> L.Baldassarri 14.765
18	<b>50</b> O.Vostatek 15.028
19	<b>28</b> G.van Straalen 15.275
20	<b>51</b> A.Sarmoon 16.697
21	<b>25</b> M.Brenner 17.402
22	<b>27</b> K.Toba 17.490
23	<b>74</b> P.Biesiekirski 17.502
24	<b>5</b> N.Antonelli 18.107
25	<b>68</b> L.Power 18.851
26	<b>15</b> E.McManus 19.459
27	<b>89</b> K.Bin Pawi 21.441
28	<b>39</b> K.Keankum 21.981
29	<b>19</b> G.Giannini 21.981
30	<b>22</b> F.Fuligni 22.150
31	<b>3</b> R.De Rosa 26.358

Lap 7	
1	<b>99</b> A.Huertas 10'27.835
2	<b>55</b> Y.Montella 2.858
3	<b>62</b> S.Manzi 3.332
4	<b>53</b> V.Debise 4.138
5	<b>94</b> L.Mahias 5.228
6	<b>9</b> J.Navarro 5.628
7	<b>54</b> B.Sofuoglu 5.977
8	<b>69</b> T.Booth-Amos 6.615
9	<b>66</b> N.Tuuli 8.070
10	<b>32</b> O.Bayliss 8.356
11	<b>64</b> F.Caricasulo 10.676
12	<b>71</b> T.Edwards 11.171
13	<b>23</b> M.Schroetter 11.541
14	<b>61</b> C.Oncu 14.274
15	<b>17</b> J.McPhee 14.504
16	<b>40</b> S.Corsi 15.040

Lap 8	
1	<b>99</b> A.Huertas 11'57.241
2	<b>55</b> Y.Montella 3.016
3	<b>62</b> S.Manzi 3.453
4	<b>53</b> V.Debise 4.325
5	<b>9</b> J.Navarro 5.935
6	<b>54</b> B.Sofuoglu 6.254
7	<b>69</b> T.Booth-Amos 6.837
8	<b>94</b> L.Mahias 7.481
9	<b>66</b> N.Tuuli 8.659
10	<b>32</b> O.Bayliss 8.975
11	<b>64</b> F.Caricasulo 11.535
12	<b>71</b> T.Edwards 11.914
13	<b>23</b> M.Schroetter 12.208
14	<b>61</b> C.Oncu 15.805
15	<b>17</b> J.McPhee 16.013
16	<b>40</b> S.Corsi 16.551
17	<b>7</b> L.Baldassarri 17.300
18	<b>28</b> G.van Straalen 18.132
19	<b>50</b> O.Vostatek 18.440
20	<b>74</b> P.Biesiekirski 21.552
21	<b>51</b> A.Sarmoon 21.948
22	<b>27</b> K.Toba 22.401
23	<b>25</b> M.Brenner 22.767
24	<b>5</b> N.Antonelli 22.785
25	<b>15</b> E.McManus 23.203
26	<b>68</b> L.Power 23.671
27	<b>89</b> K.Bin Pawi 27.108
28	<b>39</b> K.Keankum 27.813
29	<b>22</b> F.Fuligni 27.998
30	<b>19</b> G.Giannini 29.068
31	<b>3</b> R.De Rosa 33.500

Lap 9	
1	<b>99</b> A.Huertas 13'26.440
2	<b>55</b> Y.Montella 3.334
3	<b>62</b> S.Manzi 3.926
4	<b>53</b> V.Debise 4.697
5	<b>9</b> J.Navarro 6.481
6	<b>54</b> B.Sofuoglu 6.745
7	<b>69</b> T.Booth-Amos 7.078
8	<b>94</b> L.Mahias 8.399
9	<b>66</b> N.Tuuli 9.576
10	<b>32</b> O.Bayliss 9.980
11	<b>64</b> F.Caricasulo 12.933
12	<b>23</b> M.Schroetter 13.431
13	<b>71</b> T.Edwards 13.661
14	<b>61</b> C.Oncu 18.890
15	<b>17</b> J.McPhee 19.134
16	<b>40</b> S.Corsi 19.223
17	<b>7</b> L.Baldassarri 19.435
18	<b>28</b> G.van Straalen 19.706
19	<b>50</b> O.Vostatek 20.221
20	<b>74</b> P.Biesiekirski 23.254
21	<b>51</b> A.Sarmoon 23.664
22	<b>27</b> K.Toba 24.338
23	<b>5</b> N.Antonelli 24.781

13/07/2024

These data/results cannot be reproduced, stored and/or transmitted in whole or in part by any manner of electronic, mechanical, photocopying, recording, broadcasting or otherwise now known or herein after developed without the previous express consent by the copyright owner, except for reproduction in daily press and regular printed publications on sale to the public within 60 days of the event related to those data/results and always provided that copyright symbol appears together as follows below.

© DORNA WSBK ORGANIZATION Srl 2024



**Prosecco DOC UK Round, 12-14 July 2024**  
**Lap Chart Race 1**

3 / 6

24	25	M.Brenner	25.212
25	15	E.McManus	25.456
26	68	L.Power	25.791
27	89	K.Bin Pawi	30.767
28	39	K.Keankum	30.975
29	22	F.Fulgini	31.144
30	19	G.Giannini	32.993
31	3	R.De Rosa	36.978

Lap 10			
1	99	A.Huertas	14'55.780
2	55	Y.Montella	3.300
3	62	S.Manzi	4.220
4	53	V.Debise	4.942
5	9	J.Navarro	6.872
6	54	B.Sofuoglu	7.293
7	94	L.Mahias	9.400
8	69	T.Booth-Amos	10.307
9	66	N.Tuuli	10.414
10	32	O.Bayliss	10.619
11	64	F.Caricasulo	14.204
12	23	M.Schroetter	14.552
13	71	T.Edwards	14.977
14	61	C.Oncu	20.491
15	40	S.Corsi	20.834
16	7	L.Baldassarri	21.365
17	28	G.van Straalen	21.581
18	17	J.McPhee	21.938
19	50	O.Vostatek	22.169
20	74	P.Biesiekirski	24.799
21	51	A.Sarmoon	25.175
22	27	K.Toba	26.198
23	5	N.Antonelli	26.356
24	15	E.McManus	27.819
25	25	M.Brenner	28.113
26	22	F.Fulgini	34.134
27	39	K.Keankum	34.636
28	89	K.Bin Pawi	34.968
29	19	G.Giannini	36.856
30	3	R.De Rosa	40.254

Lap 11			
1	99	A.Huertas	16'25.139
2	55	Y.Montella	3.558
3	62	S.Manzi	4.680
4	53	V.Debise	5.319
5	9	J.Navarro	7.043
6	54	B.Sofuoglu	7.472
7	94	L.Mahias	10.369
8	69	T.Booth-Amos	10.539
9	66	N.Tuuli	11.036
10	32	O.Bayliss	11.315
11	64	F.Caricasulo	15.548
12	23	M.Schroetter	15.873
13	71	T.Edwards	16.284
14	61	C.Oncu	22.005
15	7	L.Baldassarri	22.660
16	40	S.Corsi	22.865
17	28	G.van Straalen	23.087
18	17	J.McPhee	23.717
19	50	O.Vostatek	23.902
20	74	P.Biesiekirski	26.328
21	51	A.Sarmoon	26.921
22	5	N.Antonelli	27.801
23	27	K.Toba	28.163
24	15	E.McManus	30.190
25	22	F.Fulgini	36.441
26	39	K.Keankum	37.246
27	89	K.Bin Pawi	37.621
28	25	M.Brenner	39.485
29	19	G.Giannini	41.071
30	3	R.De Rosa	43.942

Lap 12			
1	99	A.Huertas	17'54.381
2	55	Y.Montella	4.073
3	62	S.Manzi	5.265
4	53	V.Debise	5.789
5	9	J.Navarro	7.229
6	54	B.Sofuoglu	7.852
7	69	T.Booth-Amos	11.101
8	94	L.Mahias	11.480
9	66	N.Tuuli	11.851
10	32	O.Bayliss	12.209
11	23	M.Schroetter	17.209
12	64	F.Caricasulo	17.467
13	71	T.Edwards	17.730
14	61	C.Oncu	23.723
15	7	L.Baldassarri	24.215
16	28	G.van Straalen	24.515
17	40	S.Corsi	25.031
18	50	O.Vostatek	25.863
19	17	J.McPhee	26.288
20	74	P.Biesiekirski	28.079
21	51	A.Sarmoon	29.100
22	5	N.Antonelli	29.566
23	27	K.Toba	29.949
24	15	E.McManus	32.369
25	22	F.Fulgini	39.321
26	39	K.Keankum	39.945
27	89	K.Bin Pawi	40.100
28	19	G.Giannini	44.984
29	3	R.De Rosa	47.484

Lap 13			
1	99	A.Huertas	19'23.684
2	55	Y.Montella	4.562
3	62	S.Manzi	5.698
4	53	V.Debise	6.344
5	9	J.Navarro	7.538
6	54	B.Sofuoglu	8.301
7	69	T.Booth-Amos	11.634
8	94	L.Mahias	12.590
9	66	N.Tuuli	12.915
10	32	O.Bayliss	13.000
11	23	M.Schroetter	18.442
12	64	F.Caricasulo	18.714
13	71	T.Edwards	19.050
14	61	C.Oncu	25.126
15	7	L.Baldassarri	25.753
16	28	G.van Straalen	25.949
17	40	S.Corsi	26.447
18	50	O.Vostatek	27.435
19	17	J.McPhee	28.776
20	74	P.Biesiekirski	29.699
21	5	N.Antonelli	31.148
22	51	A.Sarmoon	31.682
23	27	K.Toba	31.904
24	15	E.McManus	34.541
25	22	F.Fulgini	41.755
26	39	K.Keankum	42.323
27	89	K.Bin Pawi	42.602
28	19	G.Giannini	49.051
29	3	R.De Rosa	50.804

Lap 14			
1	99	A.Huertas	20'53.107
2	55	Y.Montella	4.770
3	62	S.Manzi	6.016
4	53	V.Debise	6.725
5	9	J.Navarro	7.701
6	54	B.Sofuoglu	8.820
7	69	T.Booth-Amos	11.937
8	94	L.Mahias	13.225
9	32	O.Bayliss	13.659
10	66	N.Tuuli	14.043

11	23	M.Schroetter	19.416
12	64	F.Caricasulo	19.837
13	71	T.Edwards	20.136
14	61	C.Oncu	26.351
15	28	G.van Straalen	27.241
16	7	L.Baldassarri	27.515
17	40	S.Corsi	27.781
18	50	O.Vostatek	28.677
19	17	J.McPhee	30.856
20	74	P.Biesiekirski	31.315
21	5	N.Antonelli	32.689
22	51	A.Sarmoon	33.782
23	27	K.Toba	34.016
24	15	E.McManus	36.621
25	22	F.Fulgini	44.301
26	39	K.Keankum	44.770
27	89	K.Bin Pawi	44.983
28	19	G.Giannini	53.932
29	3	R.De Rosa	54.206

Lap 15			
1	99	A.Huertas	22'22.639
2	55	Y.Montella	5.208
3	62	S.Manzi	6.061
4	53	V.Debise	7.091
5	9	J.Navarro	7.592
6	54	B.Sofuoglu	9.634
7	69	T.Booth-Amos	12.152
8	94	L.Mahias	13.950
9	32	O.Bayliss	14.184
10	66	N.Tuuli	14.552
11	23	M.Schroetter	20.353
12	64	F.Caricasulo	20.881
13	71	T.Edwards	21.156
14	61	C.Oncu	27.661
15	28	G.van Straalen	27.840
16	7	L.Baldassarri	28.437
17	40	S.Corsi	28.710
18	50	O.Vostatek	29.833
19	74	P.Biesiekirski	32.890
20	17	J.McPhee	33.596
21	5	N.Antonelli	34.221
22	27	K.Toba	35.824
23	51	A.Sarmoon	36.083
24	15	E.McManus	38.519
25	22	F.Fulgini	46.147
26	89	K.Bin Pawi	47.121
27	39	K.Keankum	47.620
28	3	R.De Rosa	58.317
29	19	G.Giannini	1'09.889

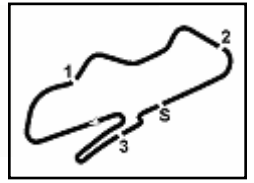
Lap 16			
1	99	A.Huertas	23'52.368
2	55	Y.Montella	5.249
3	62	S.Manzi	5.958
4	53	V.Debise	7.129
5	9	J.Navarro	7.462
6	54	B.Sofuoglu	10.699
7	69	T.Booth-Amos	12.378
8	32	O.Bayliss	14.641
9	94	L.Mahias	15.062
10	66	N.Tuuli	15.341
11	23	M.Schroetter	21.099
12	71	T.Edwards	21.599
13	64	F.Caricasulo	21.920
14	28	G.van Straalen	28.836
15	7	L.Baldassarri	29.338
16	61	C.Oncu	29.557
17	40	S.Corsi	29.873
18	50	O.Vostatek	30.887
19	74	P.Biesiekirski	34.068
20	5	N.Antonelli	35.231
21	17	J.McPhee	35.786

Lap 17			
1	99	A.Huertas	25'22.147
2	55	Y.Montella	5.344
3	62	S.Manzi	5.733
4	53	V.Debise	7.170
5	9	J.Navarro	7.309
6	54	B.Sofuoglu	11.310
7	69	T.Booth-Amos	12.682
8	32	O.Bayliss	15.481
9	66	N.Tuuli	16.086
10	94	L.Mahias	16.360
11	23	M.Schroetter	21.859
12	71	T.Edwards	22.116
13	64	F.Caricasulo	22.524
14	28	G.van Straalen	29.495
15	7	L.Baldassarri	30.145
16	40	S.Corsi	30.673
17	61	C.Oncu	31.121
18	50	O.Vostatek	31.727
19	74	P.Biesiekirski	35.277
20	5	N.Antonelli	36.435
21	17	J.McPhee	37.764
22	27	K.Toba	38.483
23	51	A.Sarmoon	39.851
24	15	E.McManus	43.141
25	22	F.Fulgini	49.354
26	89	K.Bin Pawi	51.272
27	39	K.Keankum	51.670
28	3	R.De Rosa	1'05.218

Lap 18			
1	99	A.Huertas	26'52.186
2	62	S.Manzi	5.492
3	55	Y.Montella	5.659
4	9	J.Navarro	7.154
5	53	V.Debise	7.472
6	54	B.Sofuoglu	11.722
7	69	T.Booth-Amos	12.663
8	66	N.Tuuli	16.627
9	32	O.Bayliss	16.931
10	94	L.Mahias	17.089
11	23	M.Schroetter	22.709
12	64	F.Caricasulo	23.049
13	71	T.Edwards	23.317
14	28	G.van Straalen	29.643
15	7	L.Baldassarri	31.088
16	40	S.Corsi	31.276
17	61	C.Oncu	32.112
18	50	O.Vostatek	32.487
19	74	P.Biesiekirski	36.348
20	5	N.Antonelli	37.338
21	27	K.Toba	39.636
22	17	J.McPhee	39.943
23	51	A.Sarmoon	41.402
24	15	E.McManus	45.354
25	22	F.Fulgini	51.259
26	89	K.Bin Pawi	53.191
27	39	K.Keankum	53.563
28	3	R.De Rosa	1'08.373

Lap 19			
1	99	A.Huertas	28'22.889
2	62	S.Manzi	4.679
3	55	Y.Montella	4.867
4	9	J.Navarro	6.392

13/07/2024  
These data/results cannot be reproduced, stored and/or transmitted in whole or in part by any manner of electronic, mechanical, photocopying, recording, broadcasting or otherwise now known or herein after developed without the previous express consent by the copyright owner, except for reproduction in daily press and regular printed publications on sale to the public within 60 days of the event related to those data/results and always provided that copyright symbol appears together as follows below.  
© DORNA WSBK ORGANIZATION Srl 2024



Donington Park 4.023 m

**Prosecco DOC UK Round, 12-14 July 2024**  
**Lap Chart Race 1**

4 / 6

5	<b>53</b>	V.Debise	6.630
6	<b>54</b>	B.Sofuoglu	12.120
7	<b>69</b>	T.Booth-Amos	12.238
8	<b>66</b>	N.Tuuli	16.310
9	<b>32</b>	O.Bayliss	16.538
10	<b>94</b>	L.Mahias	17.371
11	<b>64</b>	F.Caricasulo	23.229
12	<b>71</b>	T.Edwards	23.291
13	<b>28</b>	G.van Straalen	29.319
14	<b>40</b>	S.Corsi	31.316
15	<b>7</b>	L.Baldassarri	31.750
16	<b>61</b>	C.Oncu	32.370
17	<b>50</b>	O.Vostatek	32.614
18	<b>74</b>	P.Biesiekirski	36.867
19	<b>5</b>	N.Antonelli	38.816
20	<b>27</b>	K.Toba	40.414
21	<b>17</b>	J.McPhee	41.494
22	<b>51</b>	A.Sarmoon	42.453
23	<b>15</b>	E.McManus	47.059
24	<b>22</b>	F.Fuligni	52.392
25	<b>89</b>	K.Bin Pawi	54.248
26	<b>39</b>	K.Keankum	54.947
27	<b>3</b>	R.De Rosa	1'11.068

13/07/2024

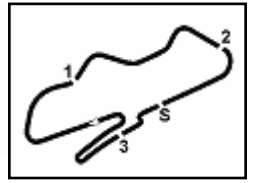
These data/results cannot be reproduced, stored and/or transmitted in whole or in part by any manner of electronic, mechanical, photocopying, recording, broadcasting or otherwise now known or herein after developed without the previous express consent by the copyright owner, except for reproduction in daily press and regular printed publications on sale to the public within 60 days of the event related to those data/results and always provided that copyright symbol appears together as follows below.

© DORNA WSBK ORGANIZATION Srl 2024

FICR PERUGIA TIMING







Donington Park 4.023 m

**Prosecco DOC UK Round, 12-14 July 2024**  
**Lap Chart Race 1**

**Race Pace Comparison**

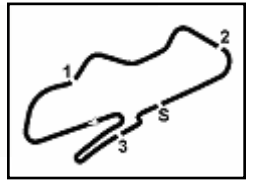
	99 Hue	62 Man	55 Mon	9 Nav	53 Deb	54 Sof	69 Boo	32 Bay	66 Tuu	94 Mah	71 Edw	28 vSt	40 Cor	7 Bal
1	1'32.944	1'33.269	1'32.827	1'34.326	1'33.470	1'35.230	1'34.206	1'34.829	1'34.678	1'33.834	1'35.092	1'37.315	1'36.992	1'38.000
2	1'29.372	1'29.744	1'29.873	1'30.354	1'30.025	1'30.040	1'30.275	1'30.756	1'30.327	1'29.984	1'31.028	1'33.249	1'31.093	1'31.970
3	1'29.181	1'29.718	1'29.543	1'29.846	1'29.708	1'30.081	1'30.336	1'30.041	1'30.262	1'29.749	1'30.572	1'30.861	1'30.913	1'31.110
4	<b>1'28.861</b>	<b>1'29.479</b>	1'29.590	1'29.712	1'29.709	1'29.644	1'29.749	1'30.184	1'30.317	1'29.843	1'30.466	1'31.244	1'30.994	1'30.887
5	1'29.195	1'29.543	1'29.595	1'29.933	1'29.596	<b>1'29.519</b>	1'30.207	1'30.143	1'30.258	<b>1'29.679</b>	1'30.979	1'30.922	1'30.650	1'30.659
6	1'29.209	1'29.810	1'29.751	1'29.670	1'29.790	1'29.567	1'29.747	1'30.161	<b>1'29.978</b>	1'29.974	1'30.474	1'30.446	1'31.311	1'30.901
7	1'29.073	1'29.604	1'29.514	1'29.622	1'29.675	1'29.731	1'29.930	1'30.077	1'30.085	1'30.000	1'30.395	1'30.789	1'30.922	1'30.511
8	1'29.406	1'29.527	1'29.564	1'29.713	1'29.593	1'29.683	1'29.628	1'30.025	1'29.995	1'31.659	<b>1'30.149</b>	1'30.547	1'30.917	1'30.503
9	1'29.199	1'29.672	1'29.517	1'29.745	<b>1'29.571</b>	1'29.690	<b>1'29.440</b>	1'30.204	1'30.116	1'30.117	1'30.946	1'30.773	1'31.871	1'31.334
10	1'29.340	1'29.634	<b>1'29.306</b>	1'29.731	1'29.585	1'29.888	1'32.569	<b>1'29.979</b>	1'30.178	1'30.341	1'30.656	1'31.215	1'30.951	1'31.270
11	1'29.359	1'29.819	1'29.617	1'29.530	1'29.736	1'29.538	1'29.591	1'30.055	1'29.981	1'30.328	1'30.666	1'30.865	1'31.390	1'30.654
12	1'29.242	1'29.827	1'29.757	1'29.428	1'29.712	1'29.622	1'29.804	1'30.136	1'30.057	1'30.353	1'30.688	1'30.670	1'31.408	1'30.797
13	1'29.303	1'29.736	1'29.792	1'29.612	1'29.858	1'29.752	1'29.836	1'30.094	1'30.367	1'30.413	1'30.623	1'30.737	1'30.719	1'30.841
14	1'29.423	1'29.741	1'29.631	1'29.586	1'29.804	1'29.942	1'29.726	1'30.082	1'30.551	1'30.058	1'30.509	1'30.715	1'30.757	1'31.185
15	1'29.532	1'29.577	1'29.970	<b>1'29.423</b>	1'29.898	1'30.346	1'29.747	1'30.057	1'30.041	1'30.257	1'30.552	<b>1'30.131</b>	<b>1'30.461</b>	<b>1'30.454</b>
16	1'29.729	1'29.626	1'29.770	1'29.599	1'29.767	1'30.794	1'29.955	1'30.186	1'30.518	1'30.841	1'30.172	1'30.725	1'30.892	1'30.630
17	1'29.779	1'29.554	1'29.874	1'29.626	1'29.820	1'30.390	1'30.083	1'30.619	1'30.524	1'31.077	1'30.296	1'30.438	1'30.579	1'30.586
18	1'30.039	1'29.798	1'30.354	1'29.884	1'30.341	1'30.451	1'30.020	1'31.489	1'30.580	1'30.768	1'31.240	1'30.187	1'30.642	1'30.982
19	1'30.703	1'29.890	1'29.911	1'29.941	1'29.861	1'31.101	1'30.278	1'30.310	1'30.386	1'30.985	1'30.677	1'30.379	1'30.743	1'31.365

	61 Onc	64 Car	50 Vos	74 Bie	5 Ant	27 Tob	17 McP	51 Sar	15 McM	22 Ful	89 Bin	39 Kea	3 DeR	23 Sch
1	1'36.773	1'36.148	1'37.528	1'39.171	1'37.756	1'38.673	1'37.337	1'38.098	1'38.906	1'39.695	1'39.394	1'40.038	1'40.511	1'36.568
2	1'31.071	1'30.334	1'32.194	1'32.379	1'33.408	1'32.201	1'31.714	1'32.101	1'33.346	1'32.980	1'33.063	1'32.918	1'33.409	1'30.451
3	1'30.894	1'30.451	1'31.021	1'31.405	1'31.592	<b>1'30.822</b>	<b>1'30.214</b>	1'31.009	1'31.528	1'32.163	1'32.013	1'32.350	1'33.060	1'30.153
4	1'30.815	1'30.711	1'30.775	1'31.011	1'31.867	1'31.497	1'31.142	1'31.260	1'31.584	1'31.540	<b>1'31.611</b>	<b>1'31.511</b>	<b>1'32.550</b>	1'30.638
5	1'30.669	<b>1'30.234</b>	1'31.306	1'31.005	1'31.098	1'31.320	1'30.620	1'31.515	1'31.620	1'31.854	1'31.941	1'31.691	1'32.684	1'30.727
6	1'30.935	1'30.333	1'30.966	1'31.293	1'31.148	1'31.739	1'30.640	1'31.476	1'31.237	1'32.680	1'32.181	1'32.235	1'32.906	1'30.400
7	1'30.952	1'30.300	1'30.790	1'31.416	1'31.296	1'31.822	1'30.672	1'31.480	1'31.153	1'32.767	1'31.905	1'32.298	1'32.809	1'30.439
8	1'30.937	1'30.265	1'31.101	1'31.113	1'31.861	1'31.568	1'30.915	1'32.250	<b>1'31.070</b>	1'31.560	1'32.241	1'32.013	1'32.812	<b>1'30.073</b>
9	1'32.284	1'30.597	1'30.980	1'30.901	1'31.195	1'31.136	1'32.320	1'30.915	1'31.452	1'32.345	1'32.858	1'32.361	1'32.677	1'30.422
10	1'30.941	1'30.611	1'31.288	<b>1'30.885</b>	1'30.915	1'31.200	1'32.144	<b>1'30.851</b>	1'31.703	1'32.330	1'33.541	1'33.001	1'32.616	1'30.461
11	1'30.873	1'30.703	1'31.092	1'30.888	1'30.804	1'31.324	1'31.138	1'31.105	1'31.730	1'31.666	1'32.012	1'31.969	1'33.047	1'30.680
12	1'30.960	1'31.161	1'31.203	1'30.993	1'31.007	1'31.028	1'31.813	1'31.421	1'31.421	1'32.122	1'31.721	1'31.941	1'32.784	1'30.578
13	1'30.706	1'30.550	1'30.875	1'30.923	1'30.885	1'31.258	1'31.791	1'31.885	1'31.475	1'31.737	1'31.805	1'31.681	1'32.623	1'30.536
14	<b>1'30.648</b>	1'30.546	1'30.665	1'31.039	1'30.964	1'31.535	1'31.503	1'31.523	1'31.503	1'31.969	1'31.804	1'31.870	1'32.825	1'30.397
15	1'30.842	1'30.576	1'30.688	1'31.107	1'31.064	1'31.340	1'32.272	1'31.833	1'31.430	1'31.378	1'31.670	1'32.382	1'33.643	1'30.469
16	1'31.625	1'30.768	1'30.783	1'30.907	<b>1'30.739</b>	1'30.998	1'31.919	1'31.839	1'32.115	<b>1'31.311</b>	1'31.665	1'31.698	1'33.051	1'30.475
17	1'31.343	1'30.383	<b>1'30.619</b>	1'30.988	1'30.983	1'31.169	1'31.757	1'31.437	1'32.015	1'31.404	1'31.994	1'31.860	1'33.358	1'30.539
18	1'31.030	1'30.564	1'30.799	1'31.110	1'30.942	1'31.192	1'32.218	1'31.590	1'32.252	1'31.944	1'31.958	1'31.932	1'33.194	1'30.889
19	1'30.961	1'30.883	1'30.830	1'31.222	1'32.181	1'31.481	1'32.254	1'31.754	1'32.408	1'31.836	1'31.760	1'32.087	1'33.398	

	19 Gia	25 Bre	68 Pow	12 Tom
1	1'39.171	1'37.214	1'38.324	1'40.253
2	1'33.081	1'32.390	1'33.094	<b>1'33.514</b>
3	<b>1'31.743</b>	1'31.398	1'31.966	1'33.951
4	1'31.760	1'32.009	1'31.512	1'45.174
5	1'32.076	1'31.399	1'31.345	
6	1'32.912	1'31.754	1'31.372	
7	1'32.677	<b>1'31.187</b>	1'31.343	
8	1'32.889	1'32.657	1'31.956	

13/07/2024  
These data/results cannot be reproduced, stored and/or transmitted in whole or in part by any manner of electronic, mechanical, photocopying, recording, broadcasting or otherwise now known or herein after developed without the previous express consent by the copyright owner, except for reproduction in daily press and regular printed publications on sale to the public within 60 days of the event related to those data/results and always provided that copyright symbol appears together as follows below.  
© DORNA WSBK ORGANIZATION Srl 2024





Donington Park 4.023 m

**Prosecco DOC UK Round, 12-14 July 2024**  
**Lap Chart Race 1**

6 / 6

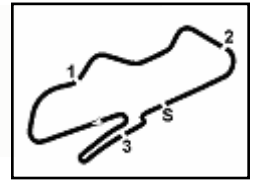
	<b>19 Gia</b>	<b>25 Bre</b>	<b>68 Pow</b>	<b>12 Tom</b>
9	1'33.124	1'31.644	<b>1'31.319</b>	
10	1'33.203	1'32.241		
11	1'33.574	1'40.731		
12	1'33.155			
13	1'33.370			
14	1'34.304			
15	1'45.489			

13/07/2024

These data/results cannot be reproduced, stored and/or transmitted in whole or in part by any manner of electronic, mechanical, photocopying, recording, broadcasting or otherwise now known or herein after developed without the previous express consent by the copyright owner, except for reproduction in daily press and regular printed publications on sale to the public within 60 days of the event related to those data/results and always provided that copyright symbol appears together as follows below.

© DORNA WSBK ORGANIZATION Srl 2024





Donington Park 4.023 m

Prosecco DOC UK Round, 12-14 July 2024 Chronological Analysis Race 1

Start at 15:15:04.082

1 / 6

Table 1: Race data for 99 A. HUERTAS [1'28.861] showing lap times, km/h, and local times across 19 laps.

Table 2: Race data for 18 and 19 laps of 99 A. HUERTAS, including km/h and local times.

Table 3: Race data for 9 J. NAVARRO [1'29.423] showing lap times, km/h, and local times across 19 laps.

Table 4: Race data for 62 S. MANZI [1'29.479] showing lap times, km/h, and local times across 19 laps.

Race Time 28'29.281

Table 5: Race data for 53 V. DEBISE [1'29.571] showing lap times, km/h, and local times across 19 laps.

Table 6: Race data for 55 Y. MONTELLA [1'29.306] showing lap times, km/h, and local times across 17 laps.

Race Time 28'29.519

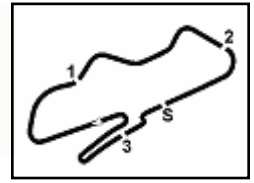
Table 7: Race data for 54 B. SOFUOGLU [1'29.519] showing lap times, km/h, and local times across 14 laps.

13/07/2024 P = Pits In/Out - C = Lap Time Cancelled

These data/results cannot be reproduced, stored and/or transmitted in whole or in part by any manner of electronic, mechanical, photocopying, recording, broadcasting or otherwise now known or herein after developed without the previous express consent by the copyright owner, except for reproduction in daily press and regular printed publications on sale to the public within 60 days of the event related to those data/results and always provided that copyright symbol appears together as follows below.

© DORNA WSBK ORGANIZATION Srl 2024





Donington Park 4.023 m

**Prosecco DOC UK Round, 12-14 July 2024**  
**Chronological Analysis Race 1**

Start at 15:15'04.082

**2 / 6**

15	19.277	24.618	22.791	23.660	1'30.346	237,4	15:37'36.355	12	<b>19.252</b>	24.403	22.715	23.687	1'30.057	241,6	15:33'10.314
16	19.351	24.945	22.956	23.542	1'30.794	237,4	15:39'07.149	13	19.298	24.531	22.779	23.759	1'30.367	240,5	15:34'40.681
17	19.254	24.658	22.882	23.596	1'30.390	237,4	15:40'37.539	14	19.597	24.497	22.793	23.664	1'30.551	243,2	15:36'11.232
18	19.354	24.667	22.923	23.507	1'30.451	236,8	15:42'07.990	15	19.354	24.383	22.702	23.602	1'30.041	242,7	15:37'41.273
19	19.348	24.941	22.932	23.880	1'31.101	237,4	15:43'39.091	16	19.284	24.616	22.690	23.928	1'30.518	<b>243,8</b>	15:39'11.791

Race Time 28'35.009

**7° 69 T. BOOTH-AMOS [1'29.440]**

Lap	Seg1	Seg2	Seg3	Seg4	Lap Time	km/h	Local Time
1		24.561	23.024	23.982	1'34.206	237,9	15:16'38.288
2	19.455	24.462	22.729	23.629	1'30.275	237,9	15:18'08.563
3	19.413	24.483	22.905	23.535	1'30.336C	237,9	15:19'38.899
4	19.263	24.395	<b>22.619</b>	23.472	1'29.749	<b>240,0</b>	15:21'08.648
5	19.315	24.342	22.979	23.571	1'30.207	238,9	15:22'38.855
6	19.224	24.433	22.700	23.390	1'29.747	238,9	15:24'08.602
7	19.247	24.347	22.822	23.514	1'29.930	237,9	15:25'38.532
8	19.255	24.259	22.764	23.350	1'29.628	239,5	15:27'08.160
9	19.227	<b>24.202</b>	22.663	23.348	<b>1'29.440</b>	239,5	15:28'37.600
10	<b>19.181</b>	24.520	22.666	26.202	1'32.569C	<b>240,0</b>	15:30'10.169
11	19.225	24.287	22.732	23.347	1'29.591	<b>240,0</b>	15:31'39.760
12	19.252	24.375	22.857	23.320	1'29.804	234,3	15:33'09.564
13	19.304	24.401	22.879	23.252	1'29.836	234,8	15:34'39.400
14	19.222	24.397	22.836	23.271	1'29.726	235,8	15:36'09.126
15	19.312	24.355	22.816	23.264	1'29.747	234,3	15:37'38.873
16	19.268	24.479	22.729	23.479	1'29.955	235,8	15:39'08.828
17	19.411	24.494	22.959	<b>23.219</b>	1'30.083	234,8	15:40'38.911
18	19.420	24.324	22.829	23.447	1'30.020	235,3	15:42'08.931
19	19.407	24.425	22.766	23.680	1'30.278	237,4	15:43'39.209

Race Time 28'35.127

**8° 32 O. BAYLISS [1'29.979]**

Lap	Seg1	Seg2	Seg3	Seg4	Lap Time	km/h	Local Time
1		24.892	22.843	24.007	1'34.829	241,6	15:16'38.911
2	19.434	24.603	22.863	23.856	1'30.756	240,0	15:18'09.667
3	19.451	24.446	22.681	23.463	1'30.041	240,0	15:19'39.708
4	19.489	24.444	22.699	23.552	1'30.184	240,5	15:21'09.892
5	19.411	24.533	22.647	23.552	1'30.143	240,0	15:22'40.035
6	19.444	24.412	22.735	23.570	1'30.161	<b>242,7</b>	15:24'10.196
7	19.419	<b>24.301</b>	22.763	23.594	1'30.077	238,9	15:25'40.273
8	19.404	24.357	22.725	23.539	1'30.025	240,0	15:27'10.298
9	19.423	24.450	<b>22.629</b>	23.702	1'30.204	239,5	15:28'40.502
10	19.379	24.440	22.678	23.482	<b>1'29.979</b>	238,4	15:30'10.481
11	19.370	24.534	22.640	23.511	1'30.055	240,0	15:31'40.536
12	19.412	24.552	22.740	23.432	1'30.136	239,5	15:33'10.672
13	<b>19.354</b>	24.345	22.714	23.681	1'30.094	242,2	15:34'40.766
14	19.375	24.418	22.850	23.439	1'30.082	240,0	15:36'10.848
15	19.533	24.404	22.755	<b>23.365</b>	1'30.057	237,9	15:37'40.905
16	19.410	24.683	22.637	23.456	1'30.186	240,5	15:39'11.091
17	19.583	24.704	22.935	23.397	1'30.619	235,8	15:40'41.710
18	19.598	24.880	23.203	23.808	1'31.489	236,3	15:42'13.199
19	19.401	24.460	22.809	23.640	1'30.310	237,9	15:43'43.509

Race Time 28'39.427

**9° 66 N. TUULI [1'29.978]**

Lap	Seg1	Seg2	Seg3	Seg4	Lap Time	km/h	Local Time
1		24.748	22.900	24.021	1'34.678	240,0	15:16'38.760
2	19.420	24.380	22.710	23.817	1'30.327	240,5	15:18'09.087
3	19.415	<b>24.319</b>	22.714	23.814	1'30.262	242,2	15:19'39.349
4	19.415	24.491	22.706	23.705	1'30.317	241,6	15:21'09.666
5	19.292	24.427	22.857	23.682	1'30.258	238,4	15:22'39.924
6	19.346	24.475	22.696	<b>23.461</b>	<b>1'29.978</b>	237,4	15:24'09.902
7	19.297	24.479	22.730	23.579	1'30.085	236,8	15:25'39.987
8	19.365	24.388	22.723	23.519	1'29.995	237,9	15:27'09.982
9	19.373	24.450	22.786	23.507	1'30.116	238,4	15:28'40.098
10	19.278	24.474	22.713	23.713	1'30.178	237,4	15:30'10.276
11	19.388	24.444	<b>22.647</b>	23.502	1'29.981	238,9	15:31'40.257

**10° 94 L. MAHIAS [1'29.679]**

Lap	Seg1	Seg2	Seg3	Seg4	Lap Time	km/h	Local Time
1		24.616	22.893	23.545	1'33.834	236,3	15:16'37.916
2	19.442	24.471	22.596	23.475	1'29.984	233,8	15:18'07.900
3	19.283	24.465	<b>22.592</b>	23.409	1'29.749	232,3	15:19'37.649
4	<b>19.233</b>	24.500	22.678	23.432	1'29.843	234,8	15:21'07.492
5	19.311	<b>24.296</b>	22.662	23.410	<b>1'29.679</b>	234,3	15:22'37.171
6	19.306	24.416	22.790	23.462	1'29.974	232,8	15:24'07.145
7	19.313	24.437	22.740	23.510	1'30.000	232,8	15:25'37.145
8	19.391	24.503	23.768	23.997	1'31.659	234,3	15:27'08.804
9	19.418	24.545	22.735	23.419	1'30.117	235,3	15:28'38.921
10	19.420	24.541	22.800	23.580	1'30.341	233,3	15:30'09.262
11	19.462	24.617	22.777	23.472	1'30.328	232,8	15:31'39.590
12	19.577	24.513	22.700	23.563	1'30.353	235,8	15:33'09.943
13	19.376	24.616	22.956	23.465	1'30.413	232,8	15:34'40.356
14	19.373	24.583	22.715	<b>23.387</b>	1'30.058	235,3	15:36'10.414
15	19.450	24.564	22.819	23.424	1'30.257	231,8	15:37'40.671
16	19.423	24.778	22.887	23.753	1'30.841	232,8	15:39'11.512
17	19.431	24.712	22.959	23.975	1'31.077	<b>237,4</b>	15:40'42.589
18	19.427	24.608	22.994	23.792	1'30.768	<b>236,3</b>	15:42'13.357
19	19.479	24.772	22.841	23.840	1'30.985	236,3	15:43'44.342

Race Time 28'40.260

**11° 71 T. EDWARDS [1'30.149]**

Lap	Seg1	Seg2	Seg3	Seg4	Lap Time	km/h	Local Time
1		24.934	22.920	24.038	1'35.092	244,3	15:16'39.174
2	19.302	24.722	23.039	23.965	1'31.028	244,3	15:18'10.202
3	19.285	24.596	22.909	23.782	1'30.572	241,6	15:19'40.774
4	19.309	24.522	22.888	23.747	1'30.466	241,1	15:21'11.240
5	19.367	24.660	23.003	23.949	1'30.979	240,5	15:22'42.219
6	19.491	24.652	22.800	23.531	1'30.474	241,1	15:24'12.693
7	19.358	24.574	22.779	23.684	1'30.395	241,6	15:25'43.088
8	19.376	<b>24.324</b>	22.747	23.702	<b>1'30.149</b>	243,2	15:27'13.237
9	19.410	24.755	22.953	23.828	1'30.946	242,2	15:28'44.183
10	19.426	24.655	22.880	23.695	1'30.656	243,8	15:30'14.839
11	19.386	24.796	22.828	23.656	1'30.666	243,8	15:31'45.505
12	19.287	24.718	22.910	23.773	1'30.688	244,3	15:33'16.193
13	19.367	24.696	22.969	23.591	1'30.623	<b>245,5</b>	15:34'46.816
14	19.323	24.637	22.932	23.617	1'30.509	242,7	15:36'17.325
15	19.408	24.615	22.835	23.694	1'30.552	<b>245,5</b>	15:37'47.877
16	<b>19.271</b>	24.605	<b>22.746</b>	23.550	1'30.172	242,2	15:39'18.049
17	19.296	24.586	22.898	<b>23.516</b>	1'30.296	241,6	15:40'48.345
18	19.511	24.797	22.981	23.951	1'31.240	243,2	15:42'19.585
19	19.357	24.784	22.830	23.706	1'30.677	<b>245,5</b>	15:43'50.262

Race Time 28'46.180

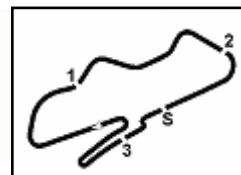
**12° 28 G. VAN STRAALEN [1'30.131]**

Lap	Seg1	Seg2	Seg3	Seg4	Lap Time	km/h	Local Time
1		25.100	24.189	24.582	1'37.315	240,0	15:16'41.397
2	19.678	26.454	23.181	23.936	1'33.249C		15:18'14.646
3	19.480	24.732	22.815	23.834	1'30.861	241,1	15:19'45.507
4	19.532	24.878	23.052	23.782	1'31.244	<b>244,3</b>	15:21'16.751
5	19.539	25.085	<b>22.752</b>	23.546	1'30.922	241,1	15:22'47.673
6	19.351	24.644	22.886	23.565	1'30.446	236,8	15:24'18.119
7	19.391	24.761	23.036	23.601	1'30.789	241,6	15:25'48.908
8	<b>19.281</b>	24.699	22.869	23.698	1'30.547	240,5	15:27'19.455

13/07/2024 P = Pits In/Out - C = Lap Time Cancelled

These data/results cannot be reproduced, stored and/or transmitted in whole or in part by any manner of electronic, mechanical, photocopying, recording, broadcasting or otherwise now known or herein after developed without the previous express consent by the copyright owner, except for reproduction in daily press and regular printed publications on sale to the public within 60 days of the event related to those data/results and always provided that copyright symbol appears together as follows below.

© DORNA WSBK ORGANIZATION Srl 2024



Donington Park 4.023 m

**Prosecco DOC UK Round, 12-14 July 2024**

**Chronological Analysis Race 1**

Start at 15:15:04.082

**3 / 6**

Lap	Seg1	Seg2	Seg3	Seg4	Lap Time	km/h	Local Time
9	19.414	24.543	22.926	23.890	1'30.773	236,3	15:28'50.228
10	19.666	25.074	22.941	23.534	1'31.215	240,0	15:30'21.443
11	19.473	24.514	22.941	23.937	1'30.865	238,9	15:31'52.308
12	19.593	24.362	22.961	23.754	1'30.670	238,9	15:33'22.978
13	19.387	24.585	22.974	23.791	1'30.737	240,5	15:34'53.715
14	19.508	24.646	22.998	23.563	1'30.715	238,9	15:36'24.430
15	19.391	24.402	22.819	23.519	<b>1'30.131</b>	236,3	15:37'54.561
16	19.455	24.690	23.076	<b>23.504</b>	1'30.725	233,8	15:39'25.286
17	19.390	24.400	23.055	23.593	1'30.438	232,3	15:40'55.724
18	19.337	<b>24.343</b>	22.994	23.513	1'30.187	232,8	15:42'25.911
19	19.327	24.486	23.040	23.526	1'30.379	234,3	15:43'56.290

Race Time 28'52.208

**13° 40 S. CORSI (1'30.461)**

Lap	Seg1	Seg2	Seg3	Seg4	Lap Time	km/h	Local Time
1		25.462	23.235	24.304	1'36.992	<b>241,1</b>	15:16'41.074
2	19.658	24.789	22.988	23.658	1'31.093	236,8	15:18'12.167
3	19.682	24.691	22.912	23.628	1'30.913	237,9	15:19'43.080
4	19.596	24.764	23.145	23.489	1'30.994	237,4	15:21'14.074
5	19.581	24.696	22.877	23.496	1'30.650	237,4	15:22'44.724
6	19.576	24.866	22.964	23.905	1'31.311	237,4	15:24'16.035
7	19.679	24.768	22.949	23.526	1'30.922	235,8	15:25'46.957
8	19.691	24.680	22.941	23.605	1'30.917	236,3	15:27'17.874
9	19.771	24.913	23.116	24.071	1'31.871	240,0	15:28'49.745
10	19.731	24.765	22.951	23.504	1'30.951	234,3	15:30'20.696
11	19.648	24.707	23.181	23.854	1'31.390	237,4	15:31'52.088
12	19.635	24.907	22.956	23.910	1'31.408	237,4	15:33'23.494
13	19.556	24.723	22.977	23.463	1'30.719	235,8	15:34'54.213
14	19.602	24.663	22.941	23.551	1'30.757	236,3	15:36'24.970
15	19.571	<b>24.592</b>	22.834	23.464	<b>1'30.461</b>	236,3	15:37'55.431
16	<b>19.507</b>	24.762	22.841	23.782	1'30.892	236,3	15:39'26.323
17	19.535	24.630	22.924	23.490	1'30.579	238,4	15:40'56.902
18	19.515	24.688	<b>22.779</b>	23.660	1'30.642	237,9	15:42'27.544
19	19.781	24.678	22.844	<b>23.440</b>	1'30.743	237,9	15:43'58.287

Race Time 28'54.205

**14° 7 L. BALDASSARRI (1'30.454)**

Lap	Seg1	Seg2	Seg3	Seg4	Lap Time	km/h	Local Time
1		25.861	23.331	24.292	1'38.000	<b>241,6</b>	15:16'42.082
2	19.729	25.411	22.912	23.918	1'31.910	240,0	15:18'14.052
3	19.510	24.758	<b>22.734</b>	24.108	1'31.110	238,9	15:19'45.162
4	19.528	24.796	22.866	23.697	1'30.887	235,8	15:21'16.049
5	19.456	24.720	22.761	23.722	1'30.659	237,4	15:22'46.708
6	19.477	24.818	22.977	23.629	1'30.901	234,3	15:24'17.609
7	19.444	24.591	22.884	23.592	1'30.511	233,8	15:25'48.120
8	<b>19.422</b>	<b>24.496</b>	22.952	23.633	1'30.503	235,8	15:27'18.623
9	19.495	24.714	23.022	24.103	1'31.334	235,3	15:28'49.957
10	19.780	24.681	22.944	23.865	1'31.270	237,9	15:30'21.227
11	19.431	24.570	22.925	23.728	1'30.654	238,9	15:31'51.881
12	19.482	24.651	23.004	23.660	1'30.797	233,8	15:33'22.678
13	19.442	24.693	22.937	23.769	1'30.841	234,8	15:34'53.519
14	19.514	24.715	23.097	23.859	1'31.185	232,8	15:36'24.704
15	19.436	24.559	22.873	<b>23.586</b>	<b>1'30.454</b>	235,3	15:37'55.158
16	19.430	24.676	22.803	23.721	1'30.630	236,8	15:39'25.788
17	19.435	24.579	22.897	23.675	1'30.586	233,3	15:40'56.374
18	19.648	24.722	22.926	23.686	1'30.982	232,8	15:42'27.356
19	19.670	24.667	23.003	24.025	1'31.365	231,8	15:43'58.721

Race Time 28'54.639

**15° 61 C. ONCU (1'30.648)**

Lap	Seg1	Seg2	Seg3	Seg4	Lap Time	km/h	Local Time
1		25.040	23.722	24.382	1'36.773	242,7	15:16'40.855
2	19.543	24.639	22.831	24.058	1'31.071	<b>243,8</b>	15:18'11.926
3	19.639	24.583	22.903	23.769	1'30.894	237,4	15:19'42.820
4	19.584	<b>24.501</b>	22.859	23.871	1'30.815	237,9	15:21'13.635
5	19.595	24.504	<b>22.746</b>	23.824	1'30.669	237,9	15:22'44.304

Race Time 28'55.503

**16° 64 F. CARICASULO (1'30.234)**

Lap	Seg1	Seg2	Seg3	Seg4	Lap Time	km/h	Local Time
1			25.084	23.620	23.737	1'36.148	<b>244,9</b>
2	19.334	24.572	22.850	23.578	1'30.334	240,5	15:18'10.564
3	19.405	24.488	22.773	23.785	1'30.451	240,5	15:19'41.015
4	19.343	24.507	23.200	23.661	1'30.711	243,2	15:21'11.726
5	<b>19.330</b>	24.631	22.734	23.539	<b>1'30.234</b>	241,6	15:22'41.960
6	19.492	24.572	<b>22.726</b>	23.543	1'30.333	239,5	15:24'12.293
7	19.458	24.554	22.843	23.445	1'30.300	238,9	15:25'42.593
8	19.389	<b>24.426</b>	22.925	23.525	1'30.265	239,5	15:27'12.858
9	19.578	24.764	22.884	<b>23.371</b>	1'30.597	237,4	15:28'43.455
10	19.515	24.532	23.105	23.459	1'30.611	235,8	15:30'14.066
11	19.527	24.884	22.800	23.492	1'30.703	237,4	15:31'44.769
12	19.500	24.740	23.318	23.603	1'31.161	237,9	15:33'15.930
13	19.442	24.730	22.889	23.489	1'30.550	239,5	15:34'46.480
14	19.489	24.644	22.847	23.566	1'30.546	238,4	15:36'17.026
15	19.599	24.573	22.806	23.598	1'30.576	240,5	15:37'47.602
16	19.400	24.904	22.889	23.575	1'30.768	242,7	15:39'18.370
17	19.440	24.580	22.917	23.446	1'30.383	240,5	15:40'48.753
18	19.411	24.624	22.997	23.532	1'30.564	240,0	15:42'19.317
19	19.515	24.666	22.833	23.869	1'30.883	244,3	15:43'50.200

Race Time 28'46.118 + 9271Pen

**17° 50 O. VOSTATEK (1'30.619)**

Lap	Seg1	Seg2	Seg3	Seg4	Lap Time	km/h	Local Time
1			25.775	23.220	24.403	1'37.528	<b>240,0</b>
2	19.724	25.738	22.915	23.817	1'32.194	237,9	15:18'13.804
3	19.561	24.752	<b>22.876</b>	23.832	1'31.021	237,9	15:19'44.825
4	19.463	24.727	22.942	23.643	1'30.775	236,3	15:21'15.600
5	<b>19.417</b>	24.980	22.893	24.016	1'31.306	235,8	15:22'46.906
6	19.592	24.754	22.988	23.632	1'30.966	237,9	15:24'17.872
7	19.576	24.691	22.997	23.526	1'30.790	237,4	15:25'48.662
8	19.439	24.629	22.996	24.037	1'31.101	236,8	15:27'19.763
9	19.506	24.699	23.078	23.697	1'30.980	236,3	15:28'50.743
10	19.561	24.888	23.126	23.713	1'31.288	235,8	15:30'22.031
11	19.448	24.776	23.083	23.785	1'31.092	238,9	15:31'53.123
12	19.488	24.735	23.030	23.950	1'31.203C	238,4	15:33'24.326
13	19.445	24.748	23.078	23.604	1'30.875	236,3	15:34'55.201
14	19.446	24.765	22.919	23.535	1'30.665	235,8	15:36'25.866
15	19.467	24.691	23.032	<b>23.498</b>	1'30.688	234,8	15:37'56.554
16	19.515	24.726	22.964	23.578	1'30.783	235,8	15:39'27.337
17	19.453	24.618	23.002	23.546	<b>1'30.619</b>	236,3	15:40'57.956
18	19.487	24.759	22.984	23.569	1'30.799	235,8	15:42'28.755
19	19.445	<b>24.587</b>	22.989	23.809	1'30.830	236,8	15:43'59.585

Race Time 28'55.503

**18° 74 P. BIESIEKIRSKI (1'30.885)**

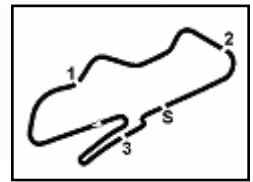
Lap	Seg1	Seg2	Seg3	Seg4	Lap Time	km/h	Local Time
1			26.004	23.755	24.302	1'39.171	240,5
2	19.632	25.548	23.272	23.927	1'32.379	<b>242,2</b>	15:18'15.632

13/07/2024 P = Pits In/Out - C = Lap Time Cancelled

These data/results cannot be reproduced, stored and/or transmitted in whole or in part by any manner of electronic, mechanical, photocopying, recording, broadcasting or otherwise now known or herein after developed without the previous express consent by the copyright owner, except for reproduction in daily press and regular printed publications on sale to the public within 60 days of the event related to those data/results and always provided that copyright symbol appears together as follows below.

© DORNA WSBK ORGANIZATION Srl 2024





Donington Park 4.023 m

**Prosecco DOC UK Round, 12-14 July 2024**  
**Chronological Analysis Race 1**

Start at 15:15'04.082

4 / 6

Lap	Seg 1	Seg 2	Seg 3	Seg 4	Lap Time	km/h	Local Time
3	19.719	24.860	23.126	23.700	1'31.405	240,5	15:19'47.037
4	19.554	24.801	23.157	23.499	1'31.011	<b>242,2</b>	15:21'18.048
5	19.710	24.677	22.938	23.680	1'31.005	241,1	15:22'49.053
6	19.613	24.833	23.058	23.789	1'31.293	238,9	15:24'20.346
7	19.854	24.942	<b>22.935</b>	23.685	1'31.416	240,0	15:25'51.762
8	19.691	24.730	23.123	23.569	1'31.113	241,6	15:27'22.875
9	19.564	24.734	23.052	23.551	1'30.901	236,3	15:28'53.776
10	19.567	24.723	23.100	<b>23.495</b>	<b>1'30.885</b>	236,3	15:30'24.661
11	19.566	24.780	23.033	23.509	1'30.888	237,4	15:31'55.549
12	<b>19.490</b>	24.841	23.110	23.552	1'30.993	237,4	15:33'26.542
13	19.534	24.767	23.022	23.600	1'30.923	238,9	15:34'57.465
14	19.498	24.781	22.998	23.762	1'31.039	238,9	15:36'28.504
15	19.517	24.880	23.177	23.533	1'31.107	237,4	15:37'59.611
16	19.590	24.748	23.016	23.553	1'30.907	237,9	15:39'30.518
17	19.508	<b>24.666</b>	23.138	23.676	1'30.988	237,4	15:41'01.506
18	19.629	24.700	23.235	23.546	1'31.110	236,8	15:42'32.616
19	19.576	24.717	23.149	23.780	1'31.222	237,9	15:44'03.838

Race Time 28'59.756

<b>19° 5 N. ANTONELLI (1'30.739)</b>							
Lap	Seg 1	Seg 2	Seg 3	Seg 4	Lap Time	km/h	Local Time
1		25.766	23.393	24.241	1'37.756	241,1	15:16'41.838
2	19.879	26.018	23.633	23.878	1'33.408	240,5	15:18'15.246
3	19.607	25.035	23.125	23.825	1'31.592	238,9	15:19'46.838
4	19.570	24.829	23.632	23.836	1'31.867C	238,9	15:21'18.705
5	19.557	24.768	22.956	23.817	1'31.098	240,5	15:22'49.803
6	19.531	24.821	23.013	23.783	1'31.148	240,5	15:24'20.951
7	19.541	24.893	23.003	23.859	1'31.296	<b>242,2</b>	15:25'52.247
8	19.522	24.753	23.145	24.441	1'31.861	241,1	15:27'24.108
9	19.606	24.806	23.045	23.738	1'31.195	240,5	15:28'55.303
10	19.505	24.797	22.934	23.679	1'30.915	238,9	15:30'26.218
11	19.681	<b>24.673</b>	<b>22.908</b>	23.542	1'30.804	241,1	15:31'57.022
12	19.488	24.794	23.039	23.686	1'31.007	240,0	15:33'28.029
13	19.491	24.802	23.052	23.540	1'30.885	238,9	15:34'58.914
14	19.466	24.849	23.043	23.606	1'30.964	237,9	15:36'29.878
15	19.457	24.927	23.213	<b>23.467</b>	1'31.064	238,9	15:38'00.942
16	19.414	24.785	23.068	23.472	<b>1'30.739</b>	<b>242,2</b>	15:39'31.681
17	<b>19.381</b>	24.876	23.242	23.484	1'30.983	238,9	15:41'02.664
18	19.449	24.693	23.306	23.494	1'30.942	238,9	15:42'33.606
19	19.456	25.335	23.520	23.870	1'32.181	235,8	15:44'05.787

Race Time 29'01.705

<b>20° 27 K. TOBA (1'30.822)</b>							
Lap	Seg 1	Seg 2	Seg 3	Seg 4	Lap Time	km/h	Local Time
1		25.972	23.753	24.120	1'38.673	240,5	15:16'42.755
2	19.625	25.590	23.209	23.777	1'32.201	241,1	15:18'14.956
3	19.427	24.754	<b>22.933</b>	23.708	<b>1'30.822</b>	237,9	15:19'45.778
4	19.441	24.820	23.100	24.136	1'31.497	<b>242,2</b>	15:21'17.275
5	19.588	24.818	22.998	23.916	1'31.320	240,0	15:22'48.595
6	19.509	24.760	23.119	24.351	1'31.739	238,4	15:24'20.334
7	19.672	24.863	23.086	24.201	1'31.822	237,4	15:25'52.156
8	19.746	24.970	23.075	23.777	1'31.568	238,4	15:27'23.724
9	19.610	24.723	23.006	23.797	1'31.136	234,8	15:28'54.860
10	19.565	24.819	23.035	23.781	1'31.200	232,8	15:30'26.060
11	19.696	<b>24.555</b>	23.083	23.990	1'31.324	234,3	15:31'57.384
12	<b>19.416</b>	24.720	22.977	23.915	1'31.028	236,3	15:33'28.412
13	19.430	24.734	23.078	24.016	1'31.258	241,1	15:34'59.670
14	19.512	24.667	23.404	23.952	1'31.535	240,0	15:36'31.205
15	19.582	24.767	23.293	23.698	1'31.340	238,9	15:38'02.545
16	19.530	24.689	23.133	23.646	1'30.998	234,8	15:39'33.543
17	19.549	24.967	23.037	<b>23.616</b>	1'31.169	234,8	15:41'04.712
18	19.449	24.692	23.309	23.742	1'31.192	237,4	15:42'35.904
19	19.622	24.956	23.179	23.724	1'31.481	235,3	15:44'07.385

Race Time 29'03.303

<b>21° 17 J. MCPHEE (1'30.214)</b>								
Lap	Seg 1	Seg 2	Seg 3	Seg 4	Lap Time	km/h	Local Time	
1			25.433	23.203	24.476	1'37.337	<b>240,5</b>	15:16'41.419
2	19.788	25.477	23.013	<b>23.436</b>	1'31.714	236,8	15:18'13.133	
3	19.388	<b>24.452</b>	<b>22.850</b>	23.524	<b>1'30.214</b>	238,4	15:19'43.347	
4	19.423	24.923	23.314	23.482	1'31.142	<b>240,5</b>	15:21'14.489	
5	19.361	24.758	23.043	23.458	1'30.620	240,0	15:22'45.109	
6	19.307	24.953	22.893	23.487	1'30.640	237,9	15:24'15.749	
7	<b>19.303</b>	24.656	23.040	23.673	1'30.672	237,4	15:25'46.421	
8	19.470	24.736	23.025	23.684	1'30.915	237,4	15:27'17.336	
9	19.779	25.066	23.229	24.246	1'32.320	234,3	15:28'49.656	
10	19.998	25.087	23.426	23.633	1'32.144	237,4	15:30'21.800	
11	19.426	24.851	23.095	23.766	1'31.138	236,8	15:31'52.938	
12	19.421	24.804	23.737	23.851	1'31.813	237,4	15:33'24.751	
13	19.601	25.155	23.234	23.801	1'31.791	235,3	15:34'56.542	
14	19.640	24.872	23.247	23.744	1'31.503	233,8	15:36'28.045	
15	19.644	25.071	23.647	23.910	1'32.272	231,8	15:38'00.317	
16	19.646	24.981	23.526	23.766	1'31.919	236,3	15:39'32.236	
17	19.636	25.040	23.198	23.883	1'31.757	236,3	15:41'03.993	
18	19.612	25.101	23.404	24.101	1'32.218	235,8	15:42'36.211	
19	19.741	25.137	23.268	24.108	1'32.254	235,8	15:44'08.465	

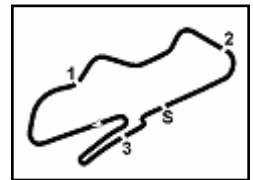
Race Time 29'04.383

<b>22° 51 A. SARMOON (1'30.851)</b>							
Lap	Seg 1	Seg 2	Seg 3	Seg 4	Lap Time	km/h	Local Time
1		25.765	23.647	24.245	1'38.098	240,5	15:16'42.180
2	19.846	25.342	23.001	23.912	1'32.101	240,5	15:18'14.281
3	19.655	24.698	<b>22.841</b>	23.815	1'31.009	240,0	15:19'45.290
4	19.605	24.848	23.121	23.686	1'31.260	<b>242,2</b>	15:21'16.550
5	19.638	24.971	23.121	23.785	1'31.515	235,3	15:22'48.065
6	19.698	24.757	23.363	23.658	1'31.476	234,3	15:24'19.541
7	19.759	24.779	23.257	23.685	1'31.480	233,8	15:25'51.021
8	19.776	25.018	23.488	23.968	1'32.250	232,3	15:27'23.271
9	19.582	24.704	22.982	23.647	1'30.915	235,8	15:28'54.186
10	19.575	<b>24.580</b>	23.067	23.629	<b>1'30.851</b>	233,8	15:30'25.037
11	19.593	24.669	23.196	23.647	1'31.105	235,8	15:31'56.142
12	19.628	24.783	23.249	23.761	1'31.421	235,8	15:33'27.563
13	19.759	24.797	23.424	23.905	1'31.885	234,3	15:34'59.448
14	19.578	24.645	23.410	23.890	1'31.523	236,8	15:36'30.971
15	19.686	24.738	23.665	23.744	1'31.833	235,8	15:38'02.804
16	<b>19.517</b>	24.696	23.366	24.260	1'31.839	234,3	15:39'34.643
17	19.756	24.775	23.313	<b>23.593</b>	1'31.437	234,3	15:41'06.080
18	19.783	24.793	23.244	23.770	1'31.590	234,3	15:42'37.670
19	19.764	24.952	23.281	23.757	1'31.754	234,3	15:44'09.424

Race Time 29'05.342

<b>23° 15 E. MCMANUS (1'31.070)</b>							
Lap	Seg 1	Seg 2	Seg 3	Seg 4	Lap Time	km/h	Local Time
1		26.162	23.754	24.369	1'38.906	241,6	15:16'42.988
2	19.569	25.772	23.289	24.716	1'33.346	242,2	15:18'16.334
3	19.674	24.900	22.930	24.024	1'31.528	240,0	15:19'47.862
4	19.454	25.118	22.914	24.098	1'31.584	<b>243,2</b>	15:21'19.446
5	19.486	24.967	22.794	24.373	1'31.620	238,9	15:22'51.066
6	<b>19.388</b>	25.049	<b>22.752</b>	24.048	1'31.237	238,9	15:24'22.303
7	19.434	24.849	22.924	23.946	1'31.153	237,9	15:25'53.456
8	19.404	<b>24.752</b>	23.037	23.877	<b>1'31.070</b>	241,1	15:27'24.526
9	19.575	24.893	23.026	23.958	1'31.452	242,7	15:28'55.978
10	19.684	24.837	23.199	23.983	1'31.703	236,8	15:30'27.681
11	19.582	25.075	23.208	23.865	1'31.730	234,8	15:31'59.411
12	19.663	24.852	23.066	23.840	1'31.421	235,3	15:33'30.832
13	19.665	24.828	23.098	23.884	1'31.475	236,8	15:35'02.307
14	19.573	24.856	23.159	23.915	1'31.503	234,8	15:36'33.810
15	19.631	24.826	23.142	<b>23.831</b>	1'31.430	234,3	15:38'05.240
16	19.626	25.108	23.385	23.996	1'32.115	235,8	15:39'37.355
17	19.589	25.270	23.275	23.881	1'32.015	232,8	15:41'09.370

13/07/2024 P = Pits In/Out - C = Lap Time Cancelled



Donington Park 4.023 m

**Prosecco DOC UK Round, 12-14 July 2024**  
**Chronological Analysis Race 1**

Start at 15:15'04.082

5 / 6

18	19.772	25.386	23.250	23.844	1'32.252	234,3	15:42'41.622	15	19.813	24.939	23.670	23.960	1'32.382	232,8	15:38'14.341
19	19.714	25.245	23.263	24.186	1'32.408	234,3	15:44'14.030	16	19.802	24.940	23.174	23.782	1'31.698	235,3	15:39'46.039

Race Time 29'09.948

17	19.872	24.857	23.361	23.770	1'31.860	233,8	15:41'17.899	17	19.872	24.857	23.361	23.770	1'31.860	233,8	15:41'17.899
18	19.768	25.185	23.217	23.762	1'31.932	234,3	15:42'49.831	18	19.768	25.185	23.217	23.762	1'31.932	234,3	15:42'49.831
19	19.822	25.255	23.163	23.847	1'32.087	232,3	15:44'21.918	19	19.822	25.255	23.163	23.847	1'32.087	232,3	15:44'21.918

Race Time 29'17.836

**24° 22 F. FULIGNI [1'31.311]**

Lap	Seg1	Seg2	Seg3	Seg4	Lap Time	km/h	Local Time
1		26.164	23.875	24.376	1'39.695	240,5	15:16'43.777
2	19.813	25.409	23.473	24.285	1'32.980	241,6	15:18'16.757
3	19.779	25.450	23.163	23.771	1'32.163	<b>242,7</b>	15:19'48.920
4	19.592	25.099	23.101	23.748	1'31.540	<b>242,7</b>	15:21'20.460
5	19.578	25.123	23.046	24.107	1'31.854	<b>242,7</b>	15:22'52.314
6	19.750	25.313	23.249	24.368	1'32.680	240,0	15:24'24.994
7	20.041	25.300	23.135	24.291	1'32.767	241,1	15:25'57.761
8	19.794	24.861	<b>23.011</b>	23.894	1'31.560	239,5	15:27'29.321
9	19.840	25.046	23.397	24.062	1'32.345	236,3	15:29'01.666
10	19.864	25.637	23.185	<b>23.644</b>	1'32.330	235,8	15:30'33.996
11	19.757	25.001	23.172	23.736	1'31.666	235,8	15:32'05.662
12	19.857	24.867	23.213	24.185	1'32.122	236,8	15:33'37.784
13	19.750	24.878	23.206	23.903	1'31.737	236,8	15:35'09.521
14	19.780	25.028	23.361	23.800	1'31.969	235,8	15:36'41.490
15	19.728	24.789	23.068	23.793	1'31.378	236,3	15:38'12.868
16	19.608	<b>24.771</b>	23.175	23.757	<b>1'31.311</b>	237,4	15:39'44.179
17	19.651	24.816	23.154	23.783	1'31.404	236,3	15:41'15.583
18	19.673	25.160	23.272	23.839	1'31.944	236,3	15:42'47.527
19	<b>19.544</b>	25.261	23.150	23.881	1'31.836	235,8	15:44'19.363

Race Time 29'15.281

**27° 3 R. DE ROSA [1'32.550]**

Lap	Seg1	Seg2	Seg3	Seg4	Lap Time	km/h	Local Time
1		26.217	23.914	24.687	1'40.511	<b>236,3</b>	15:16'44.593
2	19.992	25.398	23.456	24.563	1'33.409	233,3	15:18'18.002
3	20.281	25.423	23.448	<b>23.908</b>	1'33.060	228,8	15:19'51.062
4	19.921	25.145	23.547	23.937	<b>1'32.550</b>	228,3	15:21'23.612
5	<b>19.919</b>	25.249	23.536	23.980	1'32.684	227,4	15:22'56.296
6	20.036	25.351	23.582	23.937	1'32.906	225,9	15:24'29.202
7	20.026	25.241	23.616	23.926	1'32.809	225,5	15:26'02.011
8	19.968	25.326	23.514	24.004	1'32.812	226,9	15:27'34.823
9	20.039	25.166	23.550	23.922	1'32.677	225,9	15:29'07.500
10	19.993	<b>25.108</b>	23.465	24.050	1'32.616C	226,4	15:30'40.116
11	20.177	25.266	23.609	23.995	1'33.047	225,5	15:32'13.163
12	19.949	25.303	23.552	23.980	1'32.784	226,9	15:33'45.947
13	20.013	25.248	<b>23.668</b>	23.994	1'32.623	226,4	15:35'18.570
14	19.942	25.127	23.530	24.226	1'32.825	226,4	15:36'51.395
15	20.298	25.683	23.631	24.031	1'33.643	225,0	15:38'25.038
16	20.016	25.321	23.699	24.015	1'33.051	225,5	15:39'58.089
17	20.117	25.309	23.726	24.206	1'33.358	224,1	15:41'31.447
18	20.017	25.432	23.688	24.057	1'33.194	225,5	15:43'04.641
19	20.179	25.412	23.725	24.082	1'33.398	225,0	15:44'38.039

Race Time 29'33.957

**25° 89 K. BIN PAWI [1'31.611]**

Lap	Seg1	Seg2	Seg3	Seg4	Lap Time	km/h	Local Time
1		26.002	23.629	24.793	1'39.394	236,8	15:16'43.476
2	19.797	25.425	23.580	24.261	1'33.063	<b>240,5</b>	15:18'16.539
3	19.884	25.396	<b>22.985</b>	23.748	1'32.013	236,8	15:19'48.552
4	19.704	25.182	23.010	23.715	<b>1'31.611</b>	237,4	15:21'20.163
5	19.741	25.114	22.995	24.091	1'31.941	239,5	15:22'52.104
6	19.884	25.212	23.202	23.883	1'32.181	237,9	15:24'24.285
7	19.821	25.277	23.059	23.748	1'31.905	233,8	15:25'56.190
8	19.843	25.155	23.548	23.695	1'32.241	234,8	15:27'28.431
9	20.058	25.385	23.346	24.069	1'32.858	232,3	15:29'01.289
10	19.980	26.333	23.241	23.987	1'33.541	233,8	15:30'34.830
11	19.855	25.110	23.127	23.920	1'32.012	235,3	15:32'06.842
12	19.771	<b>24.943</b>	23.083	23.924	1'31.721	235,8	15:33'38.563
13	19.838	25.073	23.092	23.802	1'31.805	236,3	15:35'10.368
14	19.785	25.014	23.125	23.880	1'31.804	236,3	15:36'42.172
15	19.780	24.961	23.230	23.699	1'31.670C	238,4	15:38'13.842
16	<b>19.661</b>	25.144	23.152	23.708	1'31.665	234,8	15:39'45.507
17	19.703	25.268	23.367	<b>23.656</b>	1'31.994	232,8	15:41'17.501
18	19.763	25.273	23.260	23.662	1'31.958	232,8	15:42'49.459
19	19.730	25.230	23.050	23.750	1'31.760	233,8	15:44'21.219

Race Time 29'17.137

**RET 23 M. SCHROETTER [1'30.073]**

Lap	Seg1	Seg2	Seg3	Seg4	Lap Time	km/h	Local Time
1		25.161	23.524	24.053	1'36.568	244,9	15:16'40.650
2	19.462	24.747	22.777	23.465	1'30.451	240,5	15:18'11.101
3	19.406	24.469	<b>22.585</b>	23.693	1'30.153	243,2	15:19'41.254
4	<b>19.374</b>	<b>24.451</b>	23.005	23.808	1'30.638	<b>246,0</b>	15:21'11.892
5	19.697	24.733	22.765	23.532	1'30.727	242,7	15:22'42.619
6	19.494	24.585	22.822	23.499	1'30.400	243,2	15:24'13.019
7	19.426	24.562	22.779	23.672	1'30.439C	242,7	15:25'43.458
8	19.382	24.560	22.675	23.456	<b>1'30.073</b>	241,6	15:27'13.531
9	19.394	24.684	22.834	23.510	1'30.422	241,6	15:28'43.953
10	19.483	24.669	22.864	23.445	1'30.461	241,1	15:30'14.414
11	19.563	24.769	22.844	23.504	1'30.680	242,2	15:31'45.094
12	19.385	24.759	22.981	23.453	1'30.578	243,8	15:33'15.672
13	19.389	24.825	22.879	23.443	1'30.536	237,4	15:34'46.208
14	19.438	24.713	22.843	<b>23.403</b>	1'30.397	238,4	15:36'16.605
15	19.398	24.666	22.938	23.467	1'30.469	237,9	15:37'47.074
16	19.454	24.729	22.846	23.446	1'30.475	237,9	15:39'17.549
17	19.424	24.753	22.915	23.447	1'30.539	236,8	15:40'48.088
18	19.514	24.864	23.041	23.470	1'30.889	236,3	15:42'18.977
19	19.446	24.893	22.897			237,4	

Race Time 27'14.895

**26° 39 K. KEANKUM [1'31.511]**

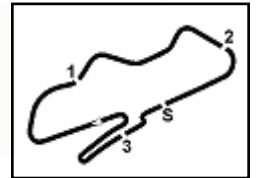
Lap	Seg1	Seg2	Seg3	Seg4	Lap Time	km/h	Local Time
1		26.186	23.851	24.505	1'40.038	<b>241,6</b>	15:16'44.120
2	19.907	25.228	23.448	24.335	1'32.918	238,9	15:18'17.038
3	19.936	25.252	23.254	23.908	1'32.350	238,4	15:19'49.388
4	<b>19.681</b>	24.774	22.967	24.089	<b>1'31.511</b>	240,0	15:21'20.899
5	19.712	24.891	22.917	24.171	1'31.691	241,1	15:22'52.590
6	19.770	25.207	23.286	23.972	1'32.235	240,0	15:24'24.825
7	19.987	25.005	23.250	24.056	1'32.298	235,3	15:25'57.123
8	19.880	24.948	23.283	23.902	1'32.013	233,8	15:27'29.136
9	19.924	24.985	23.328	24.124	1'32.361	235,3	15:29'01.497
10	19.929	25.583	23.538	23.951	1'33.001	230,8	15:30'34.498
11	19.808	24.862	23.255	24.044	1'31.969	232,3	15:32'06.467
12	19.879	24.805	23.259	23.998	1'31.941	232,8	15:33'38.408
13	19.852	<b>24.792</b>	<b>23.141</b>	23.896	1'31.681	232,8	15:35'10.089
14	19.855	24.883	23.219	23.913	1'31.870	232,3	15:36'41.959

**RET 19 G. GIANNINI [1'31.743]**

Lap	Seg1	Seg2	Seg3	Seg4	Lap Time	km/h	Local Time
1					1'39.171		15:16'43.253
2					1'33.081		15:18'16.334
3					<b>1'31.743</b>		15:19'48.077
4					1'31.760		15:21'19.837
5					1'32.076		15:22'51.913
6					1'32.912		15:24'24.825
7					1'32.677		15:25'57.502
8					1'32.889		15:27'30.391
9					1'33.124		15:29'03.515
10					1'33.203		15:30'36.718
11					1'33.574		15:32'10.292

13/07/2024 P = Pits In/Out - C = Lap Time Cancelled





**Prosecco DOC UK Round, 12-14 July 2024**  
**Chronological Analysis Race 1**

Start at 15:15'04.082

12	1'33.155	15:33'43.447
13	1'33.370	15:35'16.817
14	1'34.304	15:36'51.121
15	1'45.489P	15:38'36.610

Race Time 23'32.528

**RET 25 M. BRENNER [1'31.187]**

Lap	Seg.1	Seg.2	Seg.3	Seg.4	Lap Time	km/h	Local Time
1		25.353	23.349	24.596	1'37.214	240,5	15:16'41.296
2	19.682	25.948	<b>22.957</b>	23.803	1'32.390	238,9	15:18'13.686
3	<b>19.532</b>	<b>24.652</b>	23.002	24.212	1'31.398	236,8	15:19'45.084
4	19.538	24.989	23.421	24.061	1'32.009C	241,6	15:21'17.093
5	19.564	24.844	23.100	23.891	1'31.399		15:22'48.492
6	19.794	24.754	23.143	24.063	1'31.754	240,0	15:24'20.246
7	19.611	24.788	23.126	<b>23.662</b>	<b>1'31.187</b>	236,3	15:25'51.433
8	19.621	24.907	23.543	24.586	1'32.657	236,8	15:27'24.090
9	19.819	24.821	23.093	23.911	1'31.644	<b>243,2</b>	15:28'55.734
10	20.050	24.937	23.103	24.151	1'32.241	237,4	15:30'27.975
11	19.628	24.919	23.294	32.890	1'40.731P	238,9	15:32'08.706

Race Time 17'04.624

**RET 68 L. POWER [1'31.319]**

Lap	Seg.1	Seg.2	Seg.3	Seg.4	Lap Time	km/h	Local Time
1		25.866	23.387	24.379	1'38.324	<b>242,7</b>	15:16'42.406
2	19.800	25.945	23.243	24.106	1'33.094	239,5	15:18'15.500
3	19.580	25.113	23.314	23.959	1'31.966	241,1	15:19'47.466
4	19.613	24.938	23.053	23.908	1'31.512	238,4	15:21'18.978
5	19.554	24.920	23.035	23.836	1'31.345	238,9	15:22'50.323
6	19.602	25.004	23.070	<b>23.696</b>	1'31.372	236,8	15:24'21.695
7	19.603	<b>24.836</b>	23.079	23.825	1'31.343	235,8	15:25'53.038
8	<b>19.490</b>	24.951	23.521	23.994	1'31.956	237,9	15:27'24.994
9	19.533	24.927	<b>22.966</b>	23.893	<b>1'31.319</b>	237,4	15:28'56.313
10	19.584	24.994	23.053			238,9	

Race Time 13'52.231

**RET 12 T. TOMS [1'33.514]**

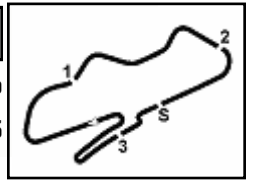
Lap	Seg.1	Seg.2	Seg.3	Seg.4	Lap Time	km/h	Local Time
1		26.074	24.331	24.621	1'40.253	<b>232,8</b>	15:16'44.335
2	20.086	25.256	23.639	24.533	<b>1'33.514</b>	228,3	15:18'17.849
3	20.303	<b>25.396</b>	<b>23.925</b>	<b>24.327</b>	1'33.951	224,1	15:19'51.800
4	<b>20.118</b>	26.059	27.309	31.688	1'45.174P	173,9	15:21'36.974

Race Time 6'32.892

13/07/2024 P = Pits In/Out - C = Lap Time Cancelled

These data/results cannot be reproduced, stored and/or transmitted in whole or in part by any manner of electronic, mechanical, photocopying, recording, broadcasting or otherwise now known or herein after developed without the previous express consent by the copyright owner, except for reproduction in daily press and regular printed publications on sale to the public within 60 days of the event related to those data/results and always provided that copyright symbol appears together as follows below.

© DORNA WSBK ORGANIZATION Srl 2024

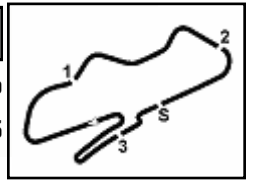


**Prosecco DOC UK Round, 12-14 July 2024**  
**Best Laps & Speeds**

No.	Rider Bike	Nat	Best Lap		FP		SP		WUP1		RC1	
			LL	SPD	LL	SPD	LL	SPD	LL	SPD	LL	SPD
1	<b>99 A. HUERTAS</b> Ducati Panigale V2	ESP	<b>1'28.322</b> 52 246,6		1'30.518 8 <b>246,6</b>		<b>1'28.322</b> 19 <b>246,6</b>		1'29.689 6 243,2		1'28.861 19 243,2	
2	<b>55 Y. MONTELLA</b> Ducati Panigale V2	ITA	<b>1'28.385</b> 61 245,5		1'28.907 18 244,3		<b>1'28.385</b> 18 <b>245,5</b>		1'29.991 6 241,1		1'29.306 19 <b>245,5</b>	
3	<b>62 S. MANZI</b> Yamaha YZF R6	ITA	<b>1'28.895</b> 58 243,8		1'30.134 17 240,5		<b>1'28.895</b> 16 241,1		1'29.578 6 242,2		1'29.479 19 <b>243,8</b>	
4	<b>53 V. DEBISE</b> Yamaha YZF R6	FRA	<b>1'29.141</b> 58 246,0		1'29.990 16 <b>246,0</b>		<b>1'29.141</b> 17 244,9		1'30.002 6 241,6		1'29.571 19 242,7	
5	<b>94 L. MAHIAS</b> Yamaha YZF R6	FRA	<b>1'29.228</b> 59 241,1		1'29.915 18 <b>241,1</b>		<b>1'29.228</b> 16 236,3		1'30.314 6 235,3		1'29.679 19 237,4	
6	<b>9 J. NAVARRO</b> Ducati Panigale V2	ESP	<b>1'29.384</b> 60 244,9		1'29.663 18 242,7		<b>1'29.384</b> 17 <b>244,9</b>		1'29.833 6 243,2		1'29.423 19 244,3	
7	<b>69 T. BOOTH-AMOS</b> Triumph Street Triple RS 765	GBR	<b>1'29.440</b> 59 241,6		1'29.776 17 241,1		1'29.505 18 <b>241,6</b>		1'30.187 5 235,8		<b>1'29.440</b> 19 240,0	
8	<b>54 B. SOFUOGLU</b> MV Agusta F3 800 RR	TUR	<b>1'29.519</b> 53 245,5		1'30.317 20 <b>245,5</b>		1'29.538 8 243,8		1'31.170 6 238,4		<b>1'29.519</b> 19 244,9	
9	<b>66 N. TUULI</b> Ducati Panigale V2	FIN	<b>1'29.522</b> 59 247,7		1'31.050 17 242,2		<b>1'29.522</b> 17 <b>247,7</b>		1'30.415 6 245,5		1'29.978 19 243,8	
10	<b>28 G. VAN STRAALEN</b> Yamaha YZF R6	NED	<b>1'29.566</b> 59 244,3		1'30.894 16 239,5		<b>1'29.566</b> 18 237,9		1'31.221 6 237,9		1'30.131 19 <b>244,3</b>	
11	<b>64 F. CARICASULO</b> MV Agusta F3 800 RR	ITA	<b>1'29.603</b> 59 246,6		1'31.117 16 241,6		<b>1'29.603</b> 18 <b>246,6</b>		1'30.354 6 241,6		1'30.234 19 244,9	
12	<b>32 D. BAYLISS</b> Ducati Panigale V2	AUS	<b>1'29.882</b> 63 242,7		1'30.612 19 240,0		<b>1'29.882</b> 19 241,6		1'30.516 6 239,5		1'29.979 19 <b>242,7</b>	
13	<b>71 T. EDWARDS</b> Ducati Panigale V2	AUS	<b>1'29.980</b> 62 246,0		1'31.064 20 <b>246,0</b>		<b>1'29.980</b> 17 244,9		1'31.234 6 238,9		1'30.149 19 245,5	
14	<b>61 C. ONCU</b> Kawasaki ZX-6R	TUR	<b>1'30.034</b> 49 243,8		1'30.879 10 241,6		<b>1'30.034</b> 14 <b>243,8</b>		1'30.561 6 240,5		1'30.648 19 <b>243,8</b>	
15	<b>23 M. SCHROETTER</b> MV Agusta F3 800 RR	GER	<b>1'30.073</b> 59 246,0		1'30.553 18 244,3		1'30.149 17 243,2		1'30.873 6 244,9		<b>1'30.073</b> 18 <b>246,0</b>	
16	<b>25 M. BRENNER</b> Kawasaki ZX-6R	SUI	<b>1'30.131</b> 55 243,2		1'31.136 20 240,5		<b>1'30.131</b> 18 241,1		1'31.424 6 237,9		1'31.187 11 <b>243,2</b>	
17	<b>50 D. VOSTATEK</b> Triumph Street Triple RS 765	CZE	<b>1'30.157</b> 61 241,1		1'30.407 19 <b>241,1</b>		<b>1'30.157</b> 18 238,4		1'31.490 5 235,8		1'30.619 19 240,0	
18	<b>17 J. MCPHEE</b> Triumph Street Triple RS 765	GBR	<b>1'30.214</b> 61 241,6		1'30.820 18 241,1		1'30.375 18 241,1		1'31.468 6 <b>241,6</b>		<b>1'30.214</b> 19 240,5	
19	<b>5 N. ANTONELLI</b> Ducati Panigale V2	ITA	<b>1'30.230</b> 59 242,2		1'31.063 17 240,0		<b>1'30.230</b> 18 241,6		1'31.503 5 240,5		1'30.739 19 <b>242,2</b>	
20	<b>40 S. CORSI</b> Ducati Panigale V2	ITA	<b>1'30.343</b> 63 241,1		1'31.716 18 240,5		<b>1'30.343</b> 20 240,5		1'31.109 6 239,5		1'30.461 19 <b>241,1</b>	
21	<b>27 K. TOBA</b> Honda CBR600RR	JPN	<b>1'30.438</b> 60 243,2		1'32.203 21 240,5		<b>1'30.438</b> 14 <b>243,2</b>		1'31.406 6 237,4		1'30.822 19 242,2	
22	<b>7 L. BALDASSARRI</b> Triumph Street Triple RS 765	ITA	<b>1'30.454</b> 59 241,6		1'31.794 15 233,3		1'30.651 19 240,0		1'31.417 6 237,4		<b>1'30.454</b> 19 <b>241,6</b>	
23	<b>51 A. SARMOON</b> Yamaha YZF R6	THA	<b>1'30.643</b> 63 242,7		1'31.600 19 240,5		<b>1'30.643</b> 19 <b>242,7</b>		1'30.844 6 240,0		1'30.851 19 242,2	
24	<b>74 P. BIESIEKIRSKI</b> Ducati Panigale V2	POL	<b>1'30.686</b> 59 244,3		1'31.948 16 241,6		<b>1'30.686</b> 18 240,0		1'31.387 6 <b>244,3</b>		1'30.885 19 242,2	
25	<b>15 E. MCMANUS</b> Ducati Panigale V2	IRL	<b>1'30.705</b> 61 243,2		1'30.865 20 242,2		<b>1'30.705</b> 16 240,5		1'31.209 6 242,2		1'31.070 19 <b>243,2</b>	

13/07/2024  
These data/results cannot be reproduced, stored and/or transmitted in whole or in part by any manner of electronic, mechanical, photocopying, recording, broadcasting or otherwise now known or herein after developed without the previous express consent by the copyright owner, except for reproduction in daily press and regular printed publications on sale to the public within 60 days of the event related to those data/results and always provided that copyright symbol appears together as follows below.  
© DORNA WSBK ORGANIZATION Srl 2024





Donington Park 4.023 m

**Prosecco DOC UK Round, 12-14 July 2024**  
**Best Laps & Speeds**

2 / 2

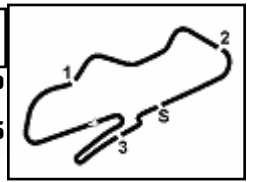
No.	Rider Bike	Nat	Best Lap		FP		SP		WUP1		RC1							
			LL	SPD	LL	SPD	LL	SPD	LL	SPD	LL	SPD						
26	<b>22 F. FULIGNI</b> Ducati Panigale V2	ITA	<b>1'30.789</b> 63	246,0	1'31.651 19	241,1	<b>1'30.789</b> 19	<b>246,0</b>	1'31.503 6	238,9	1'31.311 19	242,7						
27	<b>68 L. POWER</b> MV Agusta F3 800 RR	AUS	<b>1'30.836</b> 45	243,2	1'32.332 13	241,6	<b>1'30.836</b> 17	<b>243,2</b>	1'32.721 6	239,5	1'31.319 9	242,7						
28	<b>12 T. TOMS</b> Yamaha YZF R6	GBR	<b>1'30.838</b> 48	238,4	1'32.014 18	<b>238,4</b>	<b>1'30.838</b> 20	236,3	1'31.915 6	235,3	1'33.514 4	232,8						
29	<b>19 G. GIANNINI</b> Kawasaki ZX-6R	ITA	<b>1'30.930</b> 56	238,4	1'32.204 21	237,4	<b>1'30.930</b> 19	<b>238,4</b>	1'31.513 1		1'31.743 15							
30	<b>39 K. KEANKUM</b> Yamaha YZF R6	THA	<b>1'31.205</b> 56	241,6	1'32.510 20	237,9	1'32.411 11	235,3	<b>1'31.205</b> 6	237,9	1'31.511 19	<b>241,6</b>						
31	<b>89 K. BIN PAWI</b> Honda CBR600RR	MAS	<b>1'31.611</b> 62	242,7	1'32.485 18	239,5	1'31.795 19	236,8	1'31.701 6	<b>242,7</b>	1'31.611 19	240,5						
32	<b>3 R. DE ROSA</b> QJMOTOR SRK 800 RR	ITA	<b>1'31.700</b> 64	236,3	1'32.758 20	233,8	<b>1'31.700</b> 19	233,8	1'32.360 6	230,8	1'32.550 19	<b>236,3</b>						
33	<b>72 Y. RUIZ</b> Yamaha YZF R6	ESP	<b>1'32.234</b> 11	237,9	<b>1'32.234</b> 11	<b>237,9</b>												

13/07/2024

These data/results cannot be reproduced, stored and/or transmitted in whole or in part by any manner of electronic, mechanical, photocopying, recording, broadcasting or otherwise now known or herein after developed without the previous express consent by the copyright owner, except for reproduction in daily press and regular printed publications on sale to the public within 60 days of the event related to those data/results and always provided that copyright symbol appears together as follows below.

© DORNA WSBK ORGANIZATION Srl 2024




**Prosecco DOC UK Round, 12-14 July 2024**  
**Fastest Laps Race 1**

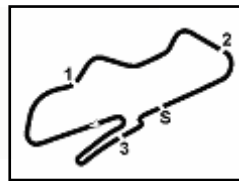
No.	Rider	Nat	Team	Bike	Class	Lap	Time	Gap
1	<b>99</b> A. HUERTAS	ESP	Aruba.it Racing WorldSSP Team	Ducati Panigale V2		4	<b>1'28.861</b>	
2	<b>55</b> Y. MONTELLA	ITA	Barni Spark Racing Team	Ducati Panigale V2		10	<b>1'29.306</b>	0.445
3	<b>9</b> J. NAVARRO	ESP	Orelac Racing Verdnatura	Ducati Panigale V2		15	<b>1'29.423</b>	0.562
4	<b>69</b> T. BOOTH-AMOS	GBR	PTR Triumph	Triumph Street Triple RS 765		9	<b>1'29.440</b>	0.579
5	<b>62</b> S. MANZI	ITA	Pata Yamaha Ten Kate Racing	Yamaha YZF R6		4	<b>1'29.479</b>	0.618
6	<b>54</b> B. SOFUOGLU	TUR	MV Agusta Reparto Corse	MV Agusta F3 800 RR		5	<b>1'29.519</b>	0.658
7	<b>53</b> V. DEBISE	FRA	Evan Bros. WorldSSP Yamaha Team	Yamaha YZF R6		9	<b>1'29.571</b>	0.710
8	<b>94</b> L. MAHIAS	FRA	GMT94 Yamaha	Yamaha YZF R6		5	<b>1'29.679</b>	0.818
9	<b>66</b> N. TUULI	FIN	EAB Racing Team	Ducati Panigale V2		6	<b>1'29.978</b>	1.117
10	<b>32</b> O. BAYLISS	AUS	D34G Racing WorldSSP Team	Ducati Panigale V2		10	<b>1'29.979</b>	1.118
11	<b>23</b> M. SCHROETTER	GER	MV Agusta Reparto Corse	MV Agusta F3 800 RR		8	<b>1'30.073</b>	1.212
12	<b>28</b> G. VAN STRAALLEN	NED	Pata Yamaha Ten Kate Racing	Yamaha YZF R6		15	<b>1'30.131</b>	1.270
13	<b>71</b> T. EDWARDS	AUS	D34G Racing WorldSSP Team	Ducati Panigale V2	*	8	<b>1'30.149</b>	1.288
14	<b>17</b> J. MCPHEE	GBR	WRP-RT Motorsport by SKM-Triumph	Triumph Street Triple RS 765		3	<b>1'30.214</b>	1.353
15	<b>64</b> F. CARICASULO	ITA	Motozoo ME AIR Racing	MV Agusta F3 800 RR		5	<b>1'30.234</b>	1.373
16	<b>7</b> L. BALDASSARRI	ITA	WRP-RT Motorsport by SKM-Triumph	Triumph Street Triple RS 765		15	<b>1'30.454</b>	1.593
17	<b>40</b> S. CORSI	ITA	Renzi Corse	Ducati Panigale V2	*	15	<b>1'30.461</b>	1.600
18	<b>50</b> O. VOSTATEK	CZE	PTR Triumph	Triumph Street Triple RS 765		17	<b>1'30.619</b>	1.758
19	<b>61</b> C. ONCU	TUR	Kawasaki Puccetti Racing	Kawasaki ZX-6R		14	<b>1'30.648</b>	1.787
20	<b>5</b> N. ANTONELLI	ITA	Ecosantagata Althea Racing Team	Ducati Panigale V2		16	<b>1'30.739</b>	1.878
21	<b>27</b> K. TOBA	JPN	PETRONAS MIE Racing Honda	Honda CBR600RR		3	<b>1'30.822</b>	1.961
22	<b>51</b> A. SARMOON	THA	Yamaha Thailand Racing Team	Yamaha YZF R6		10	<b>1'30.851</b>	1.990
23	<b>74</b> P. BIESIEKIRSKI	POL	Ecosantagata Althea Racing Team	Ducati Panigale V2		10	<b>1'30.885</b>	2.024
24	<b>15</b> E. MCMANUS	IRL	Rokit Haslam Racing	Ducati Panigale V2		8	<b>1'31.070</b>	2.209
25	<b>25</b> M. BRENNER	SUI	VIAMO Racing by MTM	Kawasaki ZX-6R		7	<b>1'31.187</b>	2.326
26	<b>22</b> F. FULIGNI	ITA	Orelac Racing Verdnatura	Ducati Panigale V2	*	16	<b>1'31.311</b>	2.450
27	<b>68</b> L. POWER	AUS	Motozoo ME AIR Racing	MV Agusta F3 800 RR	*	9	<b>1'31.319</b>	2.458
28	<b>39</b> K. KEANKUM	THA	Yamaha Thailand Racing Team	Yamaha YZF R6		4	<b>1'31.511</b>	2.650
29	<b>89</b> K. BIN PAWI	MAS	PETRONAS MIE Racing Honda	Honda CBR600RR		4	<b>1'31.611</b>	2.750
30	<b>19</b> G. GIANNINI	ITA	Team ProDina Kawasaki	Kawasaki ZX-6R	*	3	<b>1'31.743</b>	2.882
31	<b>3</b> R. DE ROSA	ITA	QJMOTOR Factory Racing	QJMOTOR SRK 800 RR	*	4	<b>1'32.550</b>	3.689
32	<b>12</b> T. TOMS	GBR	R&R Racing	Yamaha YZF R6		2	<b>1'33.514</b>	4.653

\* WorldSSP Challenge

13/07/2024

These data/results cannot be reproduced, stored and/or transmitted in whole or in part by any manner of electronic, mechanical, photocopying, recording, broadcasting or otherwise now known or herein after developed without the previous express consent by the copyright owner, except for reproduction in daily press and regular printed publications on sale to the public within 60 days of the event related to those data/results and always provided that copyright symbol appears together as follows below.

© DORNA WSBK ORGANIZATION Srl 2024



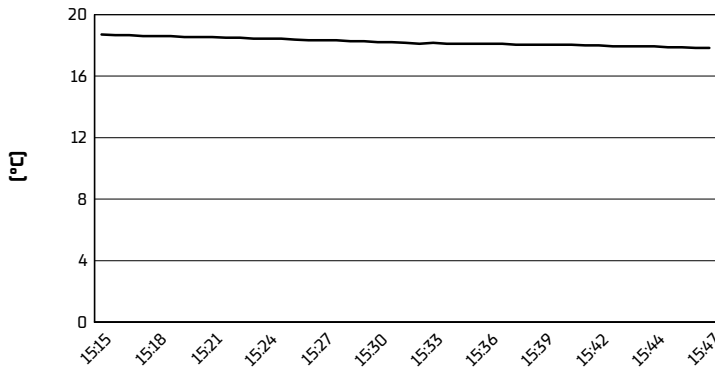
Donington Park 4.023 m

**Prosecco DOC UK Round, 12-14 July 2024**

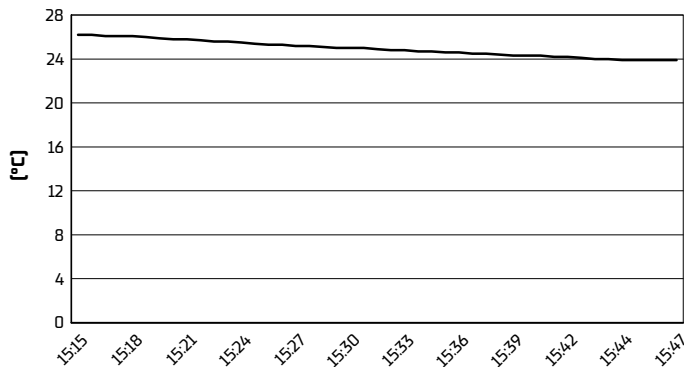
**Weather Report Race 1**

Session started 15:15 - Session ended 15:48

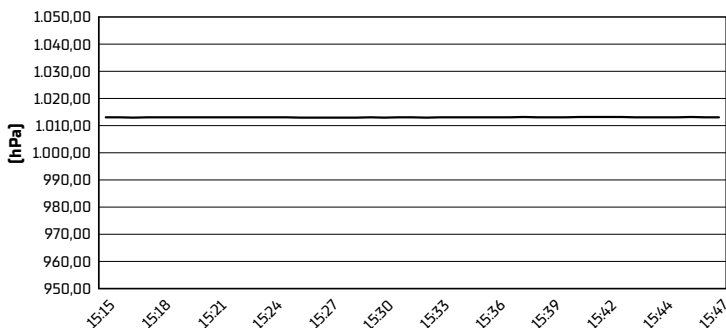
**Air Temperature**



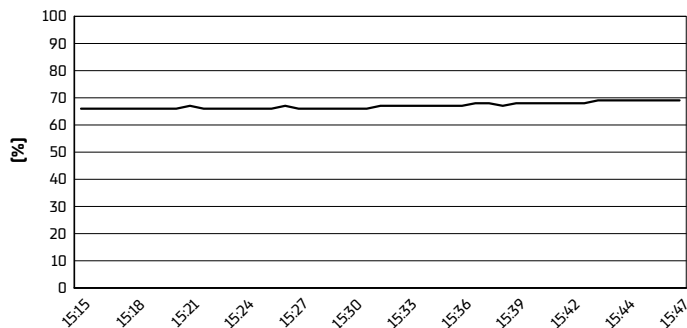
**Track Temperature**



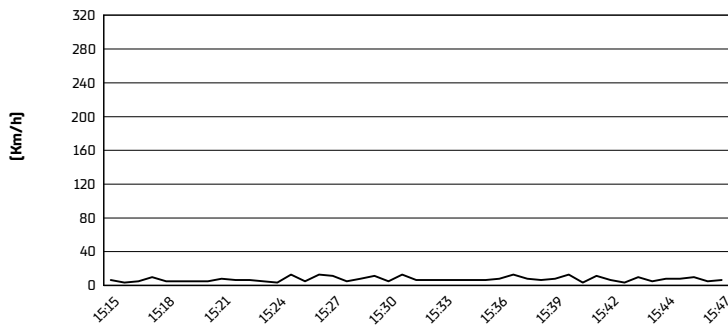
**Air Pressure**



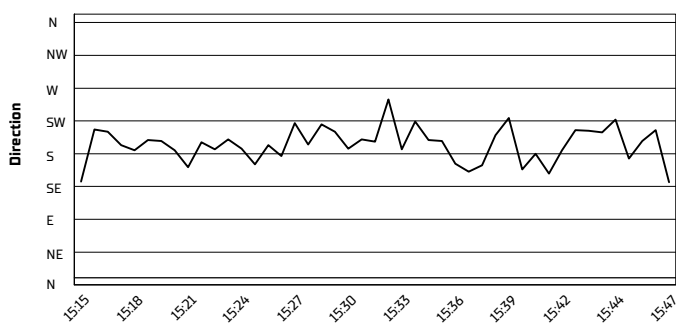
**Humidity**



**Wind Speed**



**Wind Direction**

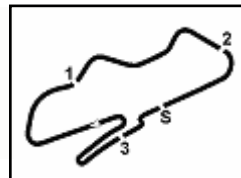


13/07/2024

These data/results cannot be reproduced, stored and/or transmitted in whole or in part by any manner of electronic, mechanical, photocopying, recording, broadcasting or otherwise now known or herein after developed without the previous express consent by the copyright owner, except for reproduction in daily press and regular printed publications on sale to the public within 60 days of the event related to those data/results and always provided that copyright symbol appears together as follows below.

© DORNA WSBK ORGANIZATION Srl 2024





Donington Park 4.023 m

**Prosecco DOC UK Round, 12-14 July 2024**  
**Provisional Starting Grid - Race 2 (19 Laps x 4,023 km = 76,437 km)**

1	1	<b>99 HUERTAS A.</b> Ducati <b>1'28.861</b> RC1	2	<b>55 MONTELLA Y.</b> Ducati <b>1'29.306</b> RC1	3	<b>9 NAVARRO J.</b> Ducati <b>1'29.423</b> RC1
2	4	<b>69 BOOTH-AMOS T.</b> Triumph <b>1'29.440</b> RC1	5	<b>62 MANZI S.</b> Yamaha <b>1'29.479</b> RC1	6	<b>54 SOFUOGLU B.</b> MV Agusta <b>1'29.519</b> RC1
3	7	<b>53 DEBISE V.</b> Yamaha <b>1'29.571</b> RC1	8	<b>94 MAHIAS L.</b> Yamaha <b>1'29.679</b> RC1	9	<b>66 TUULI N.</b> Ducati <b>1'29.978</b> RC1
4	10	<b>28 VAN STRAALEN G.</b> Yamaha <b>1'29.566</b> SP	11	<b>64 CARICASULO F.</b> MV Agusta <b>1'29.603</b> SP	12	<b>32 BAYLISS O.</b> Ducati <b>1'29.882</b> SP
5	13	<b>71 EDWARDS T.</b> Ducati <b>1'29.980</b> SP	14	<b>61 ONCU C.</b> Kawasaki <b>1'30.034</b> SP	15	<b>25 BRENNER M.</b> Kawasaki <b>1'30.131</b> SP
6	16	<b>23 SCHROETTER M.</b> MV Agusta <b>1'30.149</b> SP	17	<b>50 VOSTATEK O.</b> Triumph <b>1'30.157</b> SP	18	<b>5 ANTONELLI N.</b> Ducati <b>1'30.230</b> SP
7	19	<b>40 CORSI S.</b> Ducati <b>1'30.343</b> SP	20	<b>17 MCPHEE J.</b> Triumph <b>1'30.375</b> SP	21	<b>27 TOBA K.</b> Honda <b>1'30.438</b> SP
8	22	<b>51 SARMOON A.</b> Yamaha <b>1'30.643</b> SP	23	<b>7 BALDASSARRI L.</b> Triumph <b>1'30.651</b> SP	24	<b>74 BIESIEKIRSKI P.</b> Ducati <b>1'30.686</b> SP
9	25	<b>15 MCMANUS E.</b> Ducati <b>1'30.705</b> SP	26	<b>22 FULIGNI F.</b> Ducati <b>1'30.789</b> SP	27	<b>68 POWER L.</b> MV Agusta <b>1'30.836</b> SP
10	28	<b>12 TOMS T.</b> Yamaha <b>1'30.838</b> SP	29	<b>19 GIANNINI G.</b> Kawasaki <b>1'30.930</b> SP	30	<b>3 DE ROSA R.</b> QJMOTOR <b>1'31.700</b> SP
11	31	<b>89 BIN PAWI K.</b> Honda <b>1'31.795</b> SP	32	<b>39 KEANKUM K.</b> Yamaha <b>1'32.411</b> SP		