

Donington Park 4.023 m

Prosecco DOC UK Round, 12-14 July 2024
Chronological Analysis Race 1

Start at 15:15'04.082

1 / 6

1° 99 A. HUERTAS [1'28.861]							
Lap	Seg1	Seg2	Seg3	Seg4	Lap Time	km/h	Local Time
1		24.523	22.752	23.608	1'32.944	243,2	15:16'37.026
2	19.166	24.109	22.677	23.420	1'29.372	239,5	15:18'06.398
3	19.275	24.231	22.488	23.187	1'29.181	238,9	15:19'35.579
4	19.106	24.153	22.403	23.199	1'28.861	239,5	15:21'04.440
5	19.117	24.274	22.512	23.292	1'29.195	237,9	15:22'33.635
6	19.128	24.256	22.536	23.289	1'29.209	239,5	15:24'02.844
7	19.213	24.205	22.429	23.226	1'29.073	238,9	15:25'31.917
8	19.142	24.243	22.492	23.529	1'29.406	238,4	15:27'01.323
9	19.252	24.210	22.507	23.330	1'29.199	239,5	15:28'30.522
10	19.150	24.331	22.570	23.289	1'29.340	238,4	15:29'59.862
11	19.240	24.306	22.491	23.322	1'29.359	238,4	15:31'29.221
12	19.202	24.283	22.475	23.282	1'29.242	238,9	15:32'58.463
13	19.178	24.268	22.520	23.337	1'29.303	238,9	15:34'27.766
14	19.205	24.287	22.644	23.287	1'29.423	239,5	15:35'57.189
15	19.181	24.290	22.574	23.487	1'29.532	238,4	15:37'26.721
16	19.237	24.372	22.733	23.387	1'29.729	239,5	15:38'56.450
17	19.254	24.509	22.649	23.367	1'29.779	237,9	15:40'26.229
18	19.386	24.583	22.630	23.440	1'30.039	238,4	15:41'56.268
19	19.354	24.610	22.765	23.974	1'30.703	239,5	15:43'26.971
Race Time 28'22.889							

2° 62 S. MANZI [1'29.479]							
Lap	Seg1	Seg2	Seg3	Seg4	Lap Time	km/h	Local Time
1		24.390	22.812	23.726	1'33.269	243,8	15:16'37.351
2	19.313	24.358	22.457	23.616	1'29.744	239,5	15:18'07.095
3	19.258	24.366	22.550	23.544	1'29.718	238,4	15:19'36.813
4	19.248	24.197	22.451	23.583	1'29.479	239,5	15:21'06.292
5	19.279	24.203	22.539	23.522	1'29.543	240,0	15:22'35.835
6	19.249	24.292	22.663	23.606	1'29.810	241,6	15:24'05.645
7	19.222	24.252	22.605	23.525	1'29.604	237,9	15:25'35.249
8	19.226	24.199	22.529	23.573	1'29.527	239,5	15:27'04.776
9	19.329	24.261	22.549	23.533	1'29.672	237,9	15:28'34.448
10	19.306	24.324	22.567	23.437	1'29.634	237,4	15:30'04.082
11	19.269	24.244	22.783	23.523	1'29.819	237,9	15:31'33.901
12	19.280	24.276	22.680	23.591	1'29.827	236,8	15:33'03.728
13	19.265	24.273	22.693	23.505	1'29.736	237,4	15:34'33.464
14	19.258	24.268	22.740	23.475	1'29.741	236,8	15:36'03.205
15	19.201	24.230	22.646	23.500	1'29.577	236,8	15:37'32.782
16	19.252	24.315	22.547	23.512	1'29.626	237,9	15:39'02.408
17	19.258	24.268	22.563	23.465	1'29.554	237,9	15:40'31.962
18	19.266	24.320	22.612	23.600	1'29.798	242,7	15:42'01.760
19	19.313	24.428	22.730	23.419	1'29.890	236,8	15:43'31.650
Race Time 28'27.568							

3° 55 Y. MONTELLA [1'29.306]							
Lap	Seg1	Seg2	Seg3	Seg4	Lap Time	km/h	Local Time
1		24.550	22.794	23.555	1'32.827	239,5	15:16'36.909
2	19.452	24.383	22.397	23.641	1'29.873	242,7	15:18'06.782
3	19.304	24.328	22.498	23.413	1'29.543	242,2	15:19'36.325
4	19.307	24.338	22.450	23.495	1'29.590	241,1	15:21'05.915
5	19.346	24.240	22.580	23.429	1'29.595	241,1	15:22'35.510
6	19.351	24.383	22.638	23.379	1'29.751	240,5	15:24'05.261
7	19.212	24.280	22.642	23.380	1'29.514	239,5	15:25'34.775
8	19.141	24.413	22.570	23.440	1'29.564	240,0	15:27'04.339
9	19.244	24.377	22.562	23.334	1'29.517	240,0	15:28'33.856
10	19.148	24.219	22.543	23.396	1'29.306	239,5	15:30'03.162
11	19.293	24.398	22.614	23.312	1'29.617	240,5	15:31'32.779
12	19.351	24.415	22.569	23.422	1'29.757	239,5	15:33'02.536
13	19.219	24.561	22.552	23.460	1'29.792	240,5	15:34'32.328
14	19.277	24.360	22.638	23.356	1'29.631	239,5	15:36'01.959
15	19.390	24.380	22.626	23.574	1'29.970	240,0	15:37'31.929
16	19.259	24.456	22.607	23.448	1'29.770	238,4	15:39'01.699
17	19.298	24.486	22.604	23.486	1'29.874	239,5	15:40'31.573

18	19.254	24.568	23.053	23.479	1'30.354	240,5	15:42'01.927
19	19.336	24.448	22.682	23.445	1'29.911	245,5	15:43'31.838
Race Time 28'27.756							

4° 9 J. NAVARRO [1'29.423]							
Lap	Seg1	Seg2	Seg3	Seg4	Lap Time	km/h	Local Time
1		24.624	23.078	23.743	1'34.326	242,2	15:16'38.408
2	19.496	24.409	22.795	23.654	1'30.354	243,8	15:18'08.762
3	19.350	24.436	22.771	23.289	1'29.846	244,3	15:19'38.608
4	19.319	24.348	22.646	23.399	1'29.712	240,0	15:21'07.320
5	19.375	24.345	22.622	23.591	1'29.933	238,9	15:22'38.253
6	19.335	24.315	22.652	23.368	1'29.670	238,9	15:24'07.923
7	19.268	24.326	22.683	23.345	1'29.622	240,0	15:25'37.545
8	19.264	24.362	22.684	23.403	1'29.713	240,0	15:27'07.258
9	19.361	24.380	22.656	23.348	1'29.745	240,0	15:28'37.003
10	19.334	24.470	22.619	23.308	1'29.731	238,9	15:30'06.734
11	19.259	24.299	22.676	23.296	1'29.530	238,9	15:31'36.264
12	19.248	24.296	22.613	23.271	1'29.428	239,5	15:33'05.692
13	19.275	24.500	22.652	23.185	1'29.612	238,9	15:34'35.304
14	19.249	24.402	22.656	23.279	1'29.586	239,5	15:36'04.890
15	19.216	24.206	22.672	23.329	1'29.423	240,0	15:37'34.313
16	19.194	24.324	22.611	23.470	1'29.599	240,5	15:39'03.912
17	19.275	24.249	22.793	23.309	1'29.626	238,9	15:40'33.538
18	19.300	24.498	22.692	23.394	1'29.884	239,5	15:42'03.422
19	19.306	24.436	22.643	23.556	1'29.941	240,5	15:43'33.363
Race Time 28'29.281							

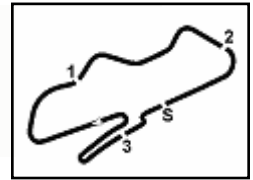
5° 53 V. DEBISE [1'29.571]							
Lap	Seg1	Seg2	Seg3	Seg4	Lap Time	km/h	Local Time
1		24.433	22.793	23.713	1'33.470	241,1	15:16'37.552
2	19.371	24.372	22.756	23.526	1'30.025	237,9	15:18'07.577
3	19.282	24.297	22.619	23.510	1'29.708	238,4	15:19'37.285
4	19.257	24.297	22.736	23.419	1'29.709	237,4	15:21'06.994
5	19.325	24.180	22.777	23.314	1'29.596	237,9	15:22'36.590
6	19.414	24.196	22.852	23.328	1'29.790	237,4	15:24'06.380
7	19.377	24.185	22.743	23.370	1'29.675	236,8	15:25'36.055
8	19.264	24.219	22.778	23.332	1'29.593	235,8	15:27'05.648
9	19.303	24.185	22.762	23.321	1'29.571	237,4	15:28'35.219
10	19.283	24.295	22.719	23.288	1'29.585	236,8	15:30'04.804
11	19.264	24.251	22.727	23.494	1'29.736	236,3	15:31'34.540
12	19.259	24.227	22.829	23.397	1'29.712	237,4	15:33'04.252
13	19.345	24.254	22.758	23.501	1'29.858	237,4	15:34'34.110
14	19.339	24.284	22.780	23.401	1'29.804	236,3	15:36'03.914
15	19.418	24.247	22.841	23.392	1'29.898	236,8	15:37'33.812
16	19.373	24.329	22.779	23.286	1'29.767	237,4	15:39'03.579
17	19.388	24.229	22.850	23.353	1'29.820	238,8	15:40'33.399
18	19.601	24.484	22.820	23.436	1'30.341	242,7	15:42'03.740
19	19.294	24.443	22.739	23.385	1'29.861	241,1	15:43'33.601
Race Time 28'29.519							

6° 54 B. SOFUOGLU [1'29.519]							
Lap	Seg1	Seg2	Seg3	Seg4	Lap Time	km/h	Local Time
1		25.064	22.877	24.010	1'35.230	242,2	15:16'39.312
2	19.261	24.800	22.595	23.384	1'30.040	244,9	15:18'09.352
3	19.253	24.470	22.722	23.636	1'30.081	243,8	15:19'39.433
4	19.155	24.454	22.612	23.423	1'29.644	240,5	15:21'09.077
5	19.139	24.351	22.650	23.379	1'29.519	244,9	15:22'38.596
6	19.141	24.429	22.590	23.407	1'29.567	241,6	15:24'08.163
7	19.180	24.366	22.716	23.469	1'29.731	242,7	15:25'37.894
8	19.133	24.401	22.715	23.434	1'29.683	242,7	15:27'07.577
9	19.208	24.393	22.689	23.400	1'29.690	241,1	15:28'37.267
10	19.128	24.752	22.666	23.342	1'29.888	240,0	15:30'07.155
11	19.145	24.379	22.708	23.306	1'29.538	238,4	15:31'36.693
12	19.124	24.317	22.670	23.511	1'29.622	239,5	15:33'06.315
13	19.251	24.420	22.682	23.399	1'29.752	238,4	15:34'36.067
14	19.114	24.655	22.788	23.385	1'29.942	238,4	15:36'06.009

13/07/2024 P = Pits In/Out - C = Lap Time Cancelled

These data/results cannot be reproduced, stored and/or transmitted in whole or in part by any manner of electronic, mechanical, photocopying, recording, broadcasting or otherwise now known or herein after developed without the previous express consent by the copyright owner, except for reproduction in daily press and regular printed publications on sale to the public within 60 days of the event related to those data/results and always provided that copyright symbol appears together as follows below.

© DORNA WSBK ORGANIZATION Srl 2024



Donington Park 4.023 m

Prosecco DOC UK Round, 12-14 July 2024
Chronological Analysis Race 1

Start at 15:15'04.082

2 / 6

15	19.277	24.618	22.791	23.660	1'30.346	237,4	15:37'36.355	12	19.252	24.403	22.715	23.687	1'30.057	241,6	15:33'10.314
16	19.351	24.945	22.956	23.542	1'30.794	237,4	15:39'07.149	13	19.298	24.531	22.779	23.759	1'30.367	240,5	15:34'40.681
17	19.254	24.658	22.882	23.596	1'30.390	237,4	15:40'37.539	14	19.597	24.497	22.793	23.664	1'30.551	243,2	15:36'11.232
18	19.354	24.667	22.923	23.507	1'30.451	236,8	15:42'07.990	15	19.354	24.383	22.702	23.602	1'30.041	242,7	15:37'41.273
19	19.348	24.941	22.932	23.880	1'31.101	237,4	15:43'39.091	16	19.284	24.616	22.690	23.928	1'30.518	243,8	15:39'11.791

Race Time 28'35.009

7° 69 T. BOOTH-AMOS [1'29.440]							
Lap	Seg1	Seg2	Seg3	Seg4	Lap Time	km/h	Local Time
1		24.561	23.024	23.982	1'34.206	237,9	15:16'38.288
2	19.455	24.462	22.729	23.629	1'30.275	237,9	15:18'08.563
3	19.413	24.483	22.905	23.535	1'30.336C	237,9	15:19'38.899
4	19.263	24.395	22.619	23.472	1'29.749	240,0	15:21'08.648
5	19.315	24.342	22.979	23.571	1'30.207	238,9	15:22'38.855
6	19.224	24.433	22.700	23.390	1'29.747	238,9	15:24'08.602
7	19.247	24.347	22.822	23.514	1'29.930	237,9	15:25'38.532
8	19.255	24.259	22.764	23.350	1'29.628	239,5	15:27'08.160
9	19.227	24.202	22.663	23.348	1'29.440	239,5	15:28'37.600
10	19.181	24.520	22.666	26.202	1'32.569C	240,0	15:30'10.169
11	19.225	24.287	22.732	23.347	1'29.591	240,0	15:31'39.760
12	19.252	24.375	22.857	23.320	1'29.804	234,3	15:33'09.564
13	19.304	24.401	22.879	23.252	1'29.836	234,8	15:34'39.400
14	19.222	24.397	22.836	23.271	1'29.726	235,8	15:36'09.126
15	19.312	24.355	22.816	23.264	1'29.747	234,3	15:37'38.873
16	19.268	24.479	22.729	23.479	1'29.955	235,8	15:39'08.828
17	19.411	24.494	22.959	23.219	1'30.083	234,8	15:40'38.911
18	19.420	24.324	22.829	23.447	1'30.020	235,3	15:42'08.931
19	19.407	24.425	22.766	23.680	1'30.278	237,4	15:43'39.209

Race Time 28'35.127

8° 32 O. BAYLISS [1'29.979]							
Lap	Seg1	Seg2	Seg3	Seg4	Lap Time	km/h	Local Time
1		24.892	22.843	24.007	1'34.829	241,6	15:16'38.911
2	19.434	24.603	22.863	23.856	1'30.756	240,0	15:18'09.667
3	19.451	24.446	22.681	23.463	1'30.041	240,0	15:19'39.708
4	19.489	24.444	22.699	23.552	1'30.184	240,5	15:21'09.892
5	19.411	24.533	22.647	23.552	1'30.143	240,0	15:22'40.035
6	19.444	24.412	22.735	23.570	1'30.161	242,7	15:24'10.196
7	19.419	24.301	22.763	23.594	1'30.077	238,9	15:25'40.273
8	19.404	24.357	22.725	23.539	1'30.025	240,0	15:27'10.298
9	19.423	24.450	22.629	23.702	1'30.204	239,5	15:28'40.502
10	19.379	24.440	22.678	23.482	1'29.979	238,4	15:30'10.481
11	19.370	24.534	22.640	23.511	1'30.055	240,0	15:31'40.536
12	19.412	24.552	22.740	23.432	1'30.136	239,5	15:33'10.672
13	19.354	24.345	22.714	23.681	1'30.094	242,2	15:34'40.766
14	19.375	24.418	22.850	23.439	1'30.082	240,0	15:36'10.848
15	19.533	24.404	22.755	23.365	1'30.057	237,9	15:37'40.905
16	19.410	24.683	22.637	23.456	1'30.186	240,5	15:39'11.091
17	19.583	24.704	22.935	23.397	1'30.619	235,8	15:40'41.710
18	19.598	24.880	23.203	23.808	1'31.489	236,3	15:42'13.199
19	19.401	24.460	22.809	23.640	1'30.310	237,9	15:43'43.509

Race Time 28'39.427

9° 66 N. TUULI [1'29.978]							
Lap	Seg1	Seg2	Seg3	Seg4	Lap Time	km/h	Local Time
1		24.748	22.900	24.021	1'34.678	240,0	15:16'38.760
2	19.420	24.380	22.710	23.817	1'30.327	240,5	15:18'09.087
3	19.415	24.319	22.714	23.814	1'30.262	242,2	15:19'39.349
4	19.415	24.491	22.706	23.705	1'30.317	241,6	15:21'09.666
5	19.292	24.427	22.857	23.682	1'30.258	238,4	15:22'39.924
6	19.346	24.475	22.696	23.461	1'29.978	237,4	15:24'09.902
7	19.297	24.479	22.730	23.579	1'30.085	236,8	15:25'39.987
8	19.365	24.388	22.723	23.519	1'29.995	237,9	15:27'09.982
9	19.373	24.450	22.786	23.507	1'30.116	238,4	15:28'40.098
10	19.278	24.474	22.713	23.713	1'30.178	237,4	15:30'10.276
11	19.388	24.444	22.647	23.502	1'29.981	238,9	15:31'40.257

10° 94 L. MAHIAS [1'29.679]							
Lap	Seg1	Seg2	Seg3	Seg4	Lap Time	km/h	Local Time
1		24.616	22.893	23.545	1'33.834	236,3	15:16'37.916
2	19.442	24.471	22.596	23.475	1'29.984	233,8	15:18'07.900
3	19.283	24.465	22.592	23.409	1'29.749	232,3	15:19'37.649
4	19.233	24.500	22.678	23.432	1'29.843	234,8	15:21'07.492
5	19.311	24.296	22.662	23.410	1'29.679	234,3	15:22'37.171
6	19.306	24.416	22.790	23.462	1'29.974	232,8	15:24'07.145
7	19.313	24.437	22.740	23.510	1'30.000	232,8	15:25'37.145
8	19.391	24.503	23.768	23.997	1'31.659	234,3	15:27'08.804
9	19.418	24.545	22.735	23.419	1'30.117	235,3	15:28'38.921
10	19.420	24.541	22.800	23.580	1'30.341	233,3	15:30'09.262
11	19.462	24.617	22.777	23.472	1'30.328	232,8	15:31'39.590
12	19.577	24.513	22.700	23.563	1'30.353	235,8	15:33'09.943
13	19.376	24.616	22.956	23.465	1'30.413	232,8	15:34'40.356
14	19.373	24.583	22.715	23.387	1'30.058	235,3	15:36'10.414
15	19.450	24.564	22.819	23.424	1'30.257	231,8	15:37'40.671
16	19.423	24.778	22.887	23.753	1'30.841	232,8	15:39'11.512
17	19.431	24.712	22.959	23.975	1'31.077	237,4	15:40'42.589
18	19.427	24.608	22.941	23.792	1'30.768	236,3	15:42'13.357
19	19.479	24.772	22.894	23.840	1'30.985	236,3	15:43'44.342

Race Time 28'40.260

11° 71 T. EDWARDS [1'30.149]							
Lap	Seg1	Seg2	Seg3	Seg4	Lap Time	km/h	Local Time
1		24.934	22.920	24.038	1'35.092	244,3	15:16'39.174
2	19.302	24.722	23.039	23.965	1'31.028	244,3	15:18'10.202
3	19.285	24.596	22.909	23.782	1'30.572	241,6	15:19'40.774
4	19.309	24.522	22.888	23.747	1'30.466	241,1	15:21'11.240
5	19.367	24.660	23.003	23.949	1'30.979	240,5	15:22'42.219
6	19.491	24.652	22.800	23.531	1'30.474	241,1	15:24'12.693
7	19.358	24.574	22.779	23.684	1'30.395	241,6	15:25'43.088
8	19.376	24.324	22.747	23.702	1'30.149	243,2	15:27'13.237
9	19.410	24.755	22.953	23.828	1'30.946	242,2	15:28'44.183
10	19.426	24.655	22.880	23.695	1'30.656	243,8	15:30'14.839
11	19.386	24.796	22.828	23.656	1'30.666	243,8	15:31'45.505
12	19.287	24.718	22.910	23.773	1'30.688	244,3	15:33'16.193
13	19.367	24.696	22.969	23.591	1'30.623	245,5	15:34'46.816
14	19.323	24.637	22.932	23.617	1'30.509	242,7	15:36'17.325
15	19.408	24.615	22.835	23.694	1'30.552	245,5	15:37'47.877
16	19.271	24.605	22.746	23.550	1'30.172	242,2	15:39'18.049
17	19.296	24.586	22.898	23.516	1'30.296	241,6	15:40'48.345
18	19.511	24.797	22.981	23.951	1'31.240	243,2	15:42'19.585
19	19.357	24.784	22.830	23.706	1'30.677	245,5	15:43'50.262

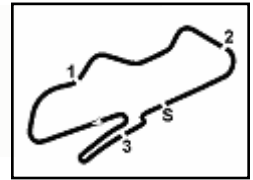
Race Time 28'46.180

12° 28 G. VAN STRAALLEN [1'30.131]							
Lap	Seg1	Seg2	Seg3	Seg4	Lap Time	km/h	Local Time
1		25.100	24.189	24.582	1'37.315	240,0	15:16'41.397
2	19.678	26.454	23.181	23.936	1'33.249C		15:18'14.646
3	19.480	24.732	22.815	23.834	1'30.861	241,1	15:19'45.507
4	19.532	24.878	23.052	23.782	1'31.244	244,3	15:21'16.751
5	19.539	25.085	22.752	23.546	1'30.922	241,1	15:22'47.673
6	19.351	24.644	22.886	23.565	1'30.446	236,8	15:24'18.119
7	19.391	24.761	23.036	23.601	1'30.789	241,6	15:25'48.908
8	19.281	24.699	22.869	23.698	1'30.547	240,5	15:27'19.455

13/07/2024 P = Pits In/Out - C = Lap Time Cancelled

These data/results cannot be reproduced, stored and/or transmitted in whole or in part by any manner of electronic, mechanical, photocopying, recording, broadcasting or otherwise now known or herein after developed without the previous express consent by the copyright owner, except for reproduction in daily press and regular printed publications on sale to the public within 60 days of the event related to those data/results and always provided that copyright symbol appears together as follows below.

© DORNA WSBK ORGANIZATION Srl 2024



Donington Park 4.023 m

Prosecco DOC UK Round, 12-14 July 2024
Chronological Analysis Race 1

Start at 15:15'04.082

3 / 6

9	19.414	24.543	22.926	23.890	1'30.773	236,3	15:28'50.228	6	19.526	24.795	22.850	23.764	1'30.935	236,8	15:24'15.239
10	19.666	25.074	22.941	23.534	1'31.215	240,0	15:30'21.443	7	19.542	24.553	23.019	23.838	1'30.952	234,8	15:25'46.191
11	19.473	24.514	22.941	23.937	1'30.865	238,9	15:31'52.308	8	19.577	24.567	22.997	23.796	1'30.937	236,3	15:27'17.128
12	19.593	24.362	22.961	23.754	1'30.670	238,9	15:33'22.978	9	20.216	25.072	23.121	23.875	1'32.284	235,8	15:28'49.412
13	19.387	24.585	22.974	23.791	1'30.737	240,5	15:34'53.715	10	19.550	24.599	22.968	23.824	1'30.941	234,3	15:30'20.353
14	19.508	24.646	22.998	23.563	1'30.715	238,9	15:36'24.430	11	19.580	24.724	22.902	23.667	1'30.873	235,3	15:31'51.226
15	19.391	24.402	22.819	23.519	1'30.131	236,3	15:37'54.561	12	19.565	24.583	23.039	23.773	1'30.960	234,3	15:33'22.186
16	19.455	24.690	23.076	23.504	1'30.725	233,8	15:39'25.286	13	19.542	24.704	22.815	23.645	1'30.706	235,8	15:34'52.892
17	19.390	24.400	23.055	23.593	1'30.438	232,3	15:40'55.724	14	19.529	24.604	22.945	23.570	1'30.648	235,3	15:36'23.540
18	19.337	24.343	22.994	23.513	1'30.187	232,8	15:42'25.911	15	19.503	24.797	22.905	23.637	1'30.842	234,8	15:37'54.382
19	19.327	24.486	23.040	23.526	1'30.379	234,3	15:43'56.290	16	19.531	25.138	22.953	24.003	1'31.625	236,8	15:39'26.007

Race Time 28'52.208

Race Time 28'55.259

13° 40 S. CORSI (1'30.461)

Lap	Seg1	Seg2	Seg3	Seg4	Lap Time	km/h	Local Time
1		25.462	23.235	24.304	1'36.992	241,1	15:16'41.074
2	19.658	24.789	22.988	23.658	1'31.093	236,8	15:18'12.167
3	19.682	24.691	22.912	23.628	1'30.913	237,9	15:19'43.080
4	19.596	24.764	23.145	23.489	1'30.994	237,4	15:21'14.074
5	19.581	24.696	22.877	23.496	1'30.650	237,4	15:22'44.724
6	19.576	24.866	22.964	23.905	1'31.311	237,4	15:24'16.035
7	19.679	24.768	22.949	23.526	1'30.922	235,8	15:25'46.957
8	19.691	24.680	22.941	23.605	1'30.917	236,3	15:27'17.874
9	19.771	24.913	23.116	24.071	1'31.871	240,0	15:28'49.745
10	19.731	24.765	22.951	23.504	1'30.951	234,3	15:30'20.696
11	19.648	24.707	23.181	23.854	1'31.390	237,4	15:31'52.088
12	19.635	24.907	22.956	23.910	1'31.408	237,4	15:33'23.494
13	19.556	24.723	22.977	23.463	1'30.719	235,8	15:34'54.213
14	19.602	24.663	22.941	23.551	1'30.757	236,3	15:36'24.970
15	19.571	24.592	22.834	23.464	1'30.461	236,3	15:37'55.431
16	19.507	24.762	22.841	23.782	1'30.892	236,3	15:39'26.323
17	19.535	24.630	22.924	23.490	1'30.579	238,4	15:40'56.902
18	19.515	24.688	22.779	23.660	1'30.642	237,9	15:42'27.544
19	19.781	24.678	22.844	23.440	1'30.743	237,9	15:43'58.287

Race Time 28'54.205

16° 64 F. CARICASULO (1'30.234)

Lap	Seg1	Seg2	Seg3	Seg4	Lap Time	km/h	Local Time
1		25.084	23.620	23.737	1'36.148	244,9	15:16'40.230
2	19.334	24.572	22.850	23.578	1'30.334	240,5	15:18'10.564
3	19.405	24.488	22.773	23.785	1'30.451	240,5	15:19'41.015
4	19.343	24.507	23.200	23.661	1'30.711	243,2	15:21'11.726
5	19.330	24.631	22.734	23.539	1'30.234	241,6	15:22'41.960
6	19.492	24.572	22.726	23.543	1'30.333	239,5	15:24'12.293
7	19.458	24.554	22.843	23.445	1'30.300	238,9	15:25'42.593
8	19.389	24.426	22.925	23.525	1'30.265	239,5	15:27'12.858
9	19.578	24.764	22.884	23.371	1'30.597	237,4	15:28'43.455
10	19.515	24.532	23.105	23.459	1'30.611	235,8	15:30'14.066
11	19.527	24.884	22.800	23.492	1'30.703	237,4	15:31'44.769
12	19.500	24.740	23.318	23.603	1'31.161	237,9	15:33'15.930
13	19.442	24.730	22.889	23.489	1'30.550	239,5	15:34'46.480
14	19.489	24.644	22.847	23.566	1'30.546	238,4	15:36'17.026
15	19.599	24.573	22.806	23.598	1'30.576	240,5	15:37'47.602
16	19.400	24.904	22.889	23.575	1'30.768	242,7	15:39'18.370
17	19.440	24.580	22.917	23.446	1'30.383	240,5	15:40'48.753
18	19.411	24.624	22.997	23.532	1'30.564	240,0	15:42'19.317
19	19.515	24.666	22.833	23.869	1'30.883	244,3	15:43'50.200

Race Time 28'46.118 + 9271Pen

14° 7 L. BALDASSARRI (1'30.454)

Lap	Seg1	Seg2	Seg3	Seg4	Lap Time	km/h	Local Time
1		25.861	23.331	24.292	1'38.000	241,6	15:16'42.082
2	19.729	25.411	22.912	23.918	1'31.970	240,0	15:18'14.052
3	19.510	24.758	22.734	24.108	1'31.110	238,9	15:19'45.162
4	19.528	24.796	22.866	23.697	1'30.887	235,8	15:21'16.049
5	19.456	24.720	22.761	23.722	1'30.659	237,4	15:22'46.708
6	19.477	24.818	22.977	23.629	1'30.901	234,3	15:24'17.609
7	19.444	24.591	22.884	23.592	1'30.511	233,8	15:25'48.120
8	19.422	24.496	22.952	23.633	1'30.503	235,8	15:27'18.623
9	19.495	24.714	23.022	24.103	1'31.334	235,3	15:28'49.957
10	19.780	24.681	22.944	23.865	1'31.270	237,9	15:30'21.227
11	19.431	24.570	22.925	23.728	1'30.654	238,9	15:31'51.881
12	19.482	24.651	23.004	23.660	1'30.797	233,8	15:33'22.678
13	19.442	24.693	22.937	23.769	1'30.841	234,8	15:34'53.519
14	19.514	24.715	23.097	23.859	1'31.185	232,8	15:36'24.704
15	19.436	24.559	22.873	23.586	1'30.454	235,3	15:37'55.158
16	19.430	24.676	22.803	23.721	1'30.630	236,8	15:39'25.788
17	19.435	24.579	22.897	23.675	1'30.586	233,3	15:40'56.374
18	19.648	24.722	22.926	23.686	1'30.982	232,8	15:42'27.356
19	19.670	24.667	23.003	24.025	1'31.365	231,8	15:43'58.721

Race Time 28'54.639

17° 50 O. VOSTATEK (1'30.619)

Lap	Seg1	Seg2	Seg3	Seg4	Lap Time	km/h	Local Time
1		25.775	23.220	24.403	1'37.528	240,0	15:16'41.610
2	19.724	25.738	22.915	23.817	1'32.194	237,9	15:18'13.804
3	19.561	24.752	22.876	23.832	1'31.021	237,9	15:19'44.825
4	19.463	24.727	22.942	23.643	1'30.775	236,3	15:21'15.600
5	19.417	24.980	22.893	24.016	1'31.306	235,8	15:22'46.906
6	19.592	24.754	22.988	23.632	1'30.966	237,9	15:24'17.872
7	19.576	24.691	22.997	23.526	1'30.790	237,4	15:25'48.662
8	19.439	24.629	22.996	24.037	1'31.101	236,8	15:27'19.763
9	19.506	24.699	23.078	23.697	1'30.980	236,3	15:28'50.743
10	19.561	24.888	23.126	23.713	1'31.288	235,8	15:30'22.031
11	19.448	24.776	23.083	23.785	1'31.092	238,9	15:31'53.123
12	19.488	24.735	23.030	23.950	1'31.203C	238,4	15:33'24.326
13	19.445	24.748	23.078	23.604	1'30.875	236,3	15:34'55.201
14	19.446	24.765	22.919	23.535	1'30.665	235,8	15:36'25.866
15	19.467	24.691	23.032	23.498	1'30.688	234,8	15:37'56.554
16	19.515	24.726	22.964	23.578	1'30.783	235,8	15:39'27.337
17	19.453	24.618	23.002	23.546	1'30.619	236,3	15:40'57.956
18	19.487	24.759	22.984	23.569	1'30.799	235,8	15:42'28.755
19	19.445	24.587	22.989	23.809	1'30.830	236,8	15:43'59.585

Race Time 28'55.503

15° 61 C. ONCU (1'30.648)

Lap	Seg1	Seg2	Seg3	Seg4	Lap Time	km/h	Local Time
1		25.040	23.722	24.382	1'36.773	242,7	15:16'40.855
2	19.543	24.639	22.831	24.058	1'31.071	243,8	15:18'11.926
3	19.639	24.583	22.903	23.769	1'30.894	237,4	15:19'42.820
4	19.584	24.501	22.859	23.871	1'30.815	237,9	15:21'13.635
5	19.595	24.504	22.746	23.824	1'30.669	237,9	15:22'44.304

18° 74 P. BIESIEKIRSKI (1'30.885)

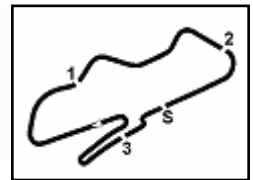
Lap	Seg1	Seg2	Seg3	Seg4	Lap Time	km/h	Local Time
1		26.004	23.755	24.302	1'39.171	240,5	15:16'43.253
2	19.632	25.548	23.272	23.927	1'32.379	242,2	15:18'15.632

13/07/2024 P = Pits In/Out - C = Lap Time Cancelled

These data/results cannot be reproduced, stored and/or transmitted in whole or in part by any manner of electronic, mechanical, photocopying, recording, broadcasting or otherwise now known or herein after developed without the previous express consent by the copyright owner, except for reproduction in daily press and regular printed publications on sale to the public within 60 days of the event related to those data/results and always provided that copyright symbol appears together as follows below.

© DORNA WSBK ORGANIZATION Srl 2024





Donington Park 4.023 m

Prosecco DOC UK Round, 12-14 July 2024
Chronological Analysis Race 1

Start at 15:15'04.082

4 / 6

3	19.719	24.860	23.126	23.700	1'31.405	240,5	15:19'47.037
4	19.554	24.801	23.157	23.499	1'31.011	242,2	15:21'18.048
5	19.710	24.677	22.938	23.680	1'31.005	241,1	15:22'49.053
6	19.613	24.833	23.058	23.789	1'31.293	238,9	15:24'20.346
7	19.854	24.942	22.935	23.685	1'31.416	240,0	15:25'51.762
8	19.691	24.730	23.123	23.569	1'31.113	241,6	15:27'22.875
9	19.564	24.734	23.052	23.551	1'30.901	236,3	15:28'53.776
10	19.567	24.723	23.100	23.495	1'30.885	236,3	15:30'24.661
11	19.566	24.780	23.033	23.509	1'30.888	237,4	15:31'55.549
12	19.490	24.841	23.110	23.552	1'30.993	237,4	15:33'26.542
13	19.534	24.767	23.022	23.600	1'30.923	238,9	15:34'57.465
14	19.498	24.781	22.998	23.762	1'31.039	238,9	15:36'28.504
15	19.517	24.880	23.177	23.533	1'31.107	237,4	15:37'59.611
16	19.590	24.748	23.016	23.553	1'30.907	237,9	15:39'30.518
17	19.508	24.666	23.138	23.676	1'30.988	237,4	15:41'01.506
18	19.629	24.700	23.235	23.546	1'31.110	236,8	15:42'32.616
19	19.576	24.717	23.149	23.780	1'31.222	237,9	15:44'03.838

Race Time 28'59.756

19° 5 N. ANTONELLI (1'30.739)							
Lap	Seg.1	Seg.2	Seg.3	Seg.4	Lap Time	km/h	Local Time
1		25.766	23.393	24.241	1'37.756	241,1	15:16'41.838
2	19.879	26.018	23.633	23.878	1'33.408	240,5	15:18'15.246
3	19.607	25.035	23.125	23.825	1'31.592	238,9	15:19'46.838
4	19.570	24.829	23.632	23.836	1'31.867	238,9	15:21'18.705
5	19.557	24.768	22.956	23.817	1'31.098	240,5	15:22'49.803
6	19.531	24.821	23.013	23.783	1'31.148	240,5	15:24'20.951
7	19.541	24.893	23.003	23.859	1'31.296	242,2	15:25'52.247
8	19.522	24.753	23.145	24.441	1'31.861	241,1	15:27'24.108
9	19.606	24.806	23.045	23.738	1'31.195	240,5	15:28'55.303
10	19.505	24.797	22.934	23.679	1'30.915	238,9	15:30'26.218
11	19.681	24.673	22.908	23.542	1'30.804	241,1	15:31'57.022
12	19.488	24.794	23.039	23.686	1'31.007	240,0	15:33'28.029
13	19.491	24.802	23.052	23.540	1'30.885	238,9	15:34'58.914
14	19.466	24.849	23.043	23.606	1'30.964	237,9	15:36'29.878
15	19.457	24.927	23.213	23.467	1'31.064	238,9	15:38'00.942
16	19.414	24.785	23.068	23.472	1'30.739	242,2	15:39'31.681
17	19.381	24.876	23.242	23.484	1'30.983	238,9	15:41'02.664
18	19.449	24.693	23.306	23.494	1'30.942	238,9	15:42'33.606
19	19.456	25.335	23.520	23.870	1'32.181	235,8	15:44'05.787

Race Time 29'01.705

20° 27 K. TOBA (1'30.822)							
Lap	Seg.1	Seg.2	Seg.3	Seg.4	Lap Time	km/h	Local Time
1		25.972	23.753	24.120	1'38.673	240,5	15:16'42.755
2	19.625	25.590	23.209	23.777	1'32.201	241,1	15:18'14.956
3	19.427	24.754	22.933	23.708	1'30.822	237,9	15:19'45.778
4	19.441	24.820	23.100	24.136	1'31.497	242,2	15:21'17.275
5	19.588	24.818	22.998	23.916	1'31.320	240,0	15:22'48.595
6	19.509	24.760	23.119	24.351	1'31.739	238,4	15:24'20.334
7	19.672	24.863	23.086	24.201	1'31.822	237,4	15:25'52.156
8	19.746	24.970	23.075	23.777	1'31.568	238,4	15:27'23.724
9	19.610	24.723	23.006	23.797	1'31.136	234,8	15:28'54.860
10	19.565	24.819	23.035	23.781	1'31.200	232,8	15:30'26.060
11	19.696	24.555	23.083	23.990	1'31.324	234,3	15:31'57.384
12	19.416	24.720	22.977	23.915	1'31.028	236,3	15:33'28.412
13	19.430	24.734	23.078	24.016	1'31.258	241,1	15:34'59.670
14	19.512	24.667	23.404	23.952	1'31.535	240,0	15:36'31.205
15	19.582	24.767	23.293	23.698	1'31.340	238,9	15:38'02.545
16	19.530	24.689	23.133	23.646	1'30.998	234,8	15:39'33.543
17	19.549	24.967	23.037	23.616	1'31.169	234,8	15:41'04.712
18	19.449	24.692	23.309	23.742	1'31.192	237,4	15:42'35.904
19	19.622	24.956	23.179	23.724	1'31.481	235,3	15:44'07.385

Race Time 29'03.303

21° 17 J. MCPHEE (1'30.214)								
Lap	Seg.1	Seg.2	Seg.3	Seg.4	Lap Time	km/h	Local Time	
1			25.433	23.203	24.476	1'37.337	240,5	15:16'41.419
2	19.788		25.477	23.013	23.436	1'31.714	236,8	15:18'13.133
3	19.388	24.452	22.850	23.524	1'30.214	238,4	15:19'43.347	
4	19.423	24.923	23.314	23.482	1'31.142	240,5	15:21'14.489	
5	19.361	24.758	23.043	23.458	1'30.620	240,0	15:22'45.109	
6	19.307	24.953	22.893	23.487	1'30.640	237,9	15:24'15.749	
7	19.303	24.656	23.040	23.673	1'30.672	237,4	15:25'46.421	
8	19.470	24.736	23.025	23.684	1'30.915	237,4	15:27'17.336	
9	19.779	25.066	23.229	24.246	1'32.320	234,3	15:28'49.656	
10	19.998	25.087	23.426	23.633	1'32.144	237,4	15:30'21.800	
11	19.426	24.851	23.095	23.766	1'31.138	236,8	15:31'52.938	
12	19.421	24.804	23.737	23.851	1'31.813	237,4	15:33'24.751	
13	19.601	25.155	23.234	23.801	1'31.791	235,3	15:34'56.542	
14	19.640	24.872	23.247	23.744	1'31.503	233,8	15:36'28.045	
15	19.644	25.071	23.647	23.910	1'32.272	231,8	15:38'00.317	
16	19.646	24.981	23.526	23.766	1'31.919	236,3	15:39'32.236	
17	19.636	25.040	23.198	23.883	1'31.757	236,3	15:41'03.993	
18	19.612	25.101	23.404	24.101	1'32.218	235,8	15:42'36.211	
19	19.741	25.137	23.268	24.108	1'32.254	235,8	15:44'08.465	

Race Time 29'04.383

22° 51 A. SARMOON (1'30.851)							
Lap	Seg.1	Seg.2	Seg.3	Seg.4	Lap Time	km/h	Local Time
1		25.765	23.647	24.245	1'38.098	240,5	15:16'42.180
2	19.846	25.342	23.001	23.912	1'32.101	240,5	15:18'14.281
3	19.655	24.698	22.841	23.815	1'31.009	240,0	15:19'45.290
4	19.605	24.848	23.121	23.686	1'31.260	242,2	15:21'16.550
5	19.638	24.971	23.121	23.785	1'31.515	235,3	15:22'48.065
6	19.698	24.757	23.363	23.658	1'31.476	234,3	15:24'19.541
7	19.759	24.779	23.257	23.685	1'31.480	233,8	15:25'51.021
8	19.776	25.018	23.488	23.968	1'32.250	232,3	15:27'23.271
9	19.582	24.704	22.982	23.647	1'30.915	235,8	15:28'54.186
10	19.575	24.580	23.067	23.629	1'30.851	233,8	15:30'25.037
11	19.593	24.669	23.196	23.647	1'31.105	235,8	15:31'56.142
12	19.628	24.783	23.249	23.761	1'31.421	235,8	15:33'27.563
13	19.759	24.797	23.424	23.905	1'31.885	234,3	15:34'59.448
14	19.578	24.645	23.410	23.890	1'31.523	236,8	15:36'30.971
15	19.686	24.738	23.665	23.744	1'31.833	235,8	15:38'02.804
16	19.517	24.696	23.366	24.260	1'31.839	234,3	15:39'34.643
17	19.756	24.775	23.313	23.593	1'31.437	234,3	15:41'06.080
18	19.783	24.793	23.244	23.770	1'31.590	234,3	15:42'37.670
19	19.764	24.952	23.281	23.757	1'31.754	234,3	15:44'09.424

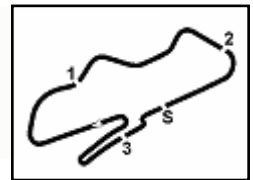
Race Time 29'05.342

23° 15 E. MCMANUS (1'31.070)							
Lap	Seg.1	Seg.2	Seg.3	Seg.4	Lap Time	km/h	Local Time
1		26.162	23.754	24.369	1'38.906	241,6	15:16'42.988
2	19.569	25.772	23.289	24.716	1'33.346	242,2	15:18'16.334
3	19.674	24.900	22.930	24.024	1'31.528	240,0	15:19'47.862
4	19.454	25.118	22.914	24.098	1'31.584	243,2	15:21'19.446
5	19.486	24.967	22.794	24.373	1'31.620	238,9	15:22'51.066
6	19.388	25.049	22.752	24.048	1'31.237	238,9	15:24'22.303
7	19.434	24.849	22.924	23.946	1'31.153	237,9	15:25'53.456
8	19.404	24.752	23.037	23.877	1'31.070	241,1	15:27'24.526
9	19.575	24.893	23.026	23.958	1'31.452	242,7	15:28'55.978
10	19.684	24.837	23.199	23.983	1'31.703	236,8	15:30'27.681
11	19.582	25.075	23.208	23.865	1'31.730	234,8	15:31'59.411
12	19.663	24.852	23.066	23.840	1'31.421	235,3	15:33'30.832
13	19.665	24.828	23.098	23.884	1'31.475	236,8	15:35'02.307
14	19.573	24.856	23.159	23.915	1'31.503	234,8	15:36'33.810
15	19.631	24.826	23.142	23.831	1'31.430	234,3	15:38'05.240
16	19.626	25.108	23.385	23.996	1'32.115	235,8	15:39'37.355
17	19.589	25.270	23.275	23.881	1'32.015	232,8	15:41'09.370

13/07/2024 P = Pits In/Out - C = Lap Time Cancelled

These data/results cannot be reproduced, stored and/or transmitted in whole or in part by any manner of electronic, mechanical, photocopying, recording, broadcasting or otherwise now known or herein after developed without the previous express consent by the copyright owner, except for reproduction in daily press and regular printed publications on sale to the public within 60 days of the event related to those data/results and always provided that copyright symbol appears together as follows below.

© DORNA WSBK ORGANIZATION Srl 2024



Donington Park 4.023 m

Prosecco DOC UK Round, 12-14 July 2024
Chronological Analysis Race 1

Start at 15:15'04.082

5 / 6

18	19.772	25.386	23.250	23.844	1'32.252	234,3	15:42'41.622
19	19.714	25.245	23.263	24.186	1'32.408	234,3	15:44'14.030
Race Time 29'09.948							

15	19.813	24.939	23.670	23.960	1'32.382	232,8	15:38'14.341
16	19.802	24.940	23.174	23.782	1'31.698	235,3	15:39'46.039
17	19.872	24.857	23.361	23.770	1'31.860	233,8	15:41'17.899
18	19.768	25.185	23.217	23.762	1'31.932	234,3	15:42'49.831
19	19.822	25.255	23.163	23.847	1'32.087	232,3	15:44'21.918
Race Time 29'17.836							

24° 22 F. FULIGNI [1'31.311]							
Lap	Seg1	Seg2	Seg3	Seg4	Lap Time	km/h	Local Time
1		26.164	23.875	24.376	1'39.695	240,5	15:16'43.777
2	19.813	25.409	23.473	24.285	1'32.980	241,6	15:18'16.757
3	19.779	25.450	23.163	23.771	1'32.163	242,7	15:19'48.920
4	19.592	25.099	23.101	23.748	1'31.540	242,7	15:21'20.460
5	19.578	25.123	23.046	24.107	1'31.854	242,7	15:22'52.314
6	19.750	25.313	23.249	24.368	1'32.680	240,0	15:24'24.994
7	20.041	25.300	23.135	24.291	1'32.767	241,1	15:25'57.761
8	19.794	24.861	23.011	23.894	1'31.560	239,5	15:27'29.321
9	19.840	25.046	23.397	24.062	1'32.345	236,3	15:29'01.666
10	19.864	25.637	23.185	23.644	1'32.330	235,8	15:30'33.996
11	19.757	25.001	23.172	23.736	1'31.666	235,8	15:32'05.662
12	19.857	24.867	23.213	24.185	1'32.122	236,8	15:33'37.784
13	19.750	24.878	23.206	23.903	1'31.737	236,8	15:35'09.521
14	19.780	25.028	23.361	23.800	1'31.969	235,8	15:36'41.490
15	19.728	24.789	23.068	23.793	1'31.378	236,3	15:38'12.868
16	19.608	24.771	23.175	23.757	1'31.311	237,4	15:39'44.179
17	19.651	24.816	23.154	23.783	1'31.404	236,3	15:41'15.583
18	19.673	25.160	23.272	23.839	1'31.944	236,3	15:42'47.527
19	19.544	25.261	23.150	23.881	1'31.836	235,8	15:44'19.363
Race Time 29'15.281							

27° 3 R. DE ROSA [1'32.550]							
Lap	Seg1	Seg2	Seg3	Seg4	Lap Time	km/h	Local Time
1		26.217	23.914	24.687	1'40.511	236,3	15:16'44.593
2	19.992	25.398	23.456	24.563	1'33.409	233,3	15:18'18.002
3	20.281	25.423	23.448	23.908	1'33.060	228,8	15:19'51.062
4	19.921	25.145	23.547	23.937	1'32.550	228,3	15:21'23.612
5	19.919	25.249	23.536	23.980	1'32.684	227,4	15:22'56.296
6	20.036	25.351	23.582	23.937	1'32.906	225,9	15:24'29.202
7	20.026	25.241	23.616	23.926	1'32.809	225,5	15:26'02.011
8	19.968	25.326	23.514	24.004	1'32.812	226,9	15:27'34.823
9	20.039	25.166	23.550	23.922	1'32.677	225,9	15:29'07.500
10	19.993	25.108	23.465	24.050	1'32.616C	226,4	15:30'40.116
11	20.177	25.266	23.609	23.995	1'33.047	225,5	15:32'13.163
12	19.949	25.303	23.552	23.980	1'32.784	226,9	15:33'45.947
13	20.013	25.248	23.368	23.994	1'32.623	226,4	15:35'18.570
14	19.942	25.127	23.530	24.226	1'32.825	226,4	15:36'51.395
15	20.298	25.683	23.631	24.031	1'33.643	225,0	15:38'25.038
16	20.016	25.321	23.699	24.015	1'33.051	225,5	15:39'58.089
17	20.117	25.309	23.726	24.206	1'33.358	224,1	15:41'31.447
18	20.017	25.432	23.688	24.057	1'33.194	225,5	15:43'04.641
19	20.179	25.412	23.725	24.082	1'33.398	225,0	15:44'38.039
Race Time 29'33.957							

25° 89 K. BIN PAWI [1'31.611]							
Lap	Seg1	Seg2	Seg3	Seg4	Lap Time	km/h	Local Time
1		26.002	23.629	24.793	1'39.394	236,8	15:16'43.476
2	19.797	25.425	23.580	24.261	1'33.063	240,5	15:18'16.539
3	19.884	25.396	22.985	23.748	1'32.013	236,8	15:19'48.552
4	19.704	25.182	23.010	23.715	1'31.611	237,4	15:21'20.163
5	19.741	25.114	22.995	24.091	1'31.941	239,5	15:22'52.104
6	19.884	25.212	23.202	23.883	1'32.181	237,9	15:24'24.285
7	19.821	25.277	23.059	23.748	1'31.905	233,8	15:25'56.190
8	19.843	25.155	23.548	23.695	1'32.241	234,8	15:27'28.431
9	20.058	25.385	23.346	24.069	1'32.858	232,3	15:29'01.289
10	19.980	26.333	23.241	23.987	1'33.541	233,8	15:30'34.830
11	19.855	25.110	23.127	23.920	1'32.012	235,3	15:32'06.842
12	19.771	24.943	23.083	23.924	1'31.721	235,8	15:33'38.563
13	19.838	25.073	23.092	23.802	1'31.805	236,3	15:35'10.368
14	19.785	25.014	23.125	23.880	1'31.804	236,3	15:36'42.172
15	19.780	24.961	23.230	23.699	1'31.670C	238,4	15:38'13.842
16	19.661	25.144	23.152	23.708	1'31.665	234,8	15:39'45.507
17	19.703	25.268	23.367	23.656	1'31.994	232,8	15:41'17.501
18	19.763	25.273	23.260	23.662	1'31.958	232,8	15:42'49.459
19	19.730	25.230	23.050	23.750	1'31.760	233,8	15:44'21.219
Race Time 29'17.137							

RET 23 M. SCHROETTER [1'30.073]							
Lap	Seg1	Seg2	Seg3	Seg4	Lap Time	km/h	Local Time
1		25.161	23.524	24.053	1'36.568	244,9	15:16'40.650
2	19.462	24.747	22.777	23.465	1'30.451	240,5	15:18'11.101
3	19.406	24.469	22.585	23.693	1'30.153	243,2	15:19'41.254
4	19.374	24.451	23.005	23.808	1'30.638	246,0	15:21'11.892
5	19.697	24.733	22.765	23.532	1'30.727	242,7	15:22'42.619
6	19.494	24.585	22.822	23.499	1'30.400	243,2	15:24'13.019
7	19.426	24.562	22.779	23.672	1'30.439C	242,7	15:25'43.458
8	19.382	24.560	22.675	23.456	1'30.073	241,6	15:27'13.531
9	19.394	24.684	22.834	23.510	1'30.422	241,6	15:28'43.953
10	19.483	24.669	22.864	23.445	1'30.461	241,1	15:30'14.414
11	19.563	24.769	22.844	23.504	1'30.680	242,2	15:31'45.094
12	19.385	24.759	22.981	23.453	1'30.578	243,8	15:33'15.672
13	19.389	24.825	22.879	23.443	1'30.536	237,4	15:34'46.208
14	19.438	24.713	22.843	23.403	1'30.397	238,4	15:36'16.605
15	19.398	24.666	22.938	23.467	1'30.469	237,9	15:37'47.074
16	19.454	24.729	22.846	23.446	1'30.475	237,9	15:39'17.549
17	19.424	24.753	22.915	23.447	1'30.539	236,8	15:40'48.088
18	19.514	24.864	23.041	23.470	1'30.889	236,3	15:42'18.977
19	19.446	24.893	22.897			237,4	
Race Time 27'14.895							

26° 39 K. KEANKUM [1'31.511]							
Lap	Seg1	Seg2	Seg3	Seg4	Lap Time	km/h	Local Time
1		26.186	23.851	24.505	1'40.038	241,6	15:16'44.120
2	19.907	25.228	23.448	24.335	1'32.918	238,9	15:18'17.038
3	19.936	25.252	23.254	23.908	1'32.350	238,4	15:19'49.388
4	19.681	24.774	22.967	24.089	1'31.511	240,0	15:21'20.899
5	19.712	24.891	22.917	24.171	1'31.691	241,1	15:22'52.590
6	19.770	25.207	23.286	23.972	1'32.235	240,0	15:24'24.825
7	19.987	25.005	23.250	24.056	1'32.298	235,3	15:25'57.123
8	19.880	24.948	23.283	23.902	1'32.013	233,8	15:27'29.136
9	19.924	24.985	23.328	24.124	1'32.361	235,3	15:29'01.497
10	19.929	25.583	23.538	23.951	1'33.001	230,8	15:30'34.498
11	19.808	24.862	23.255	24.044	1'31.969	232,3	15:32'06.467
12	19.879	24.805	23.259	23.998	1'31.941	232,8	15:33'38.408
13	19.852	24.792	23.141	23.896	1'31.681	232,8	15:35'10.089
14	19.855	24.883	23.219	23.913	1'31.870	232,3	15:36'41.959

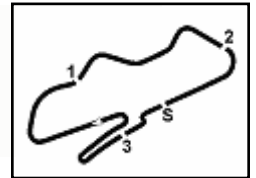
RET 19 G. GIANNINI [1'31.743]							
Lap	Seg1	Seg2	Seg3	Seg4	Lap Time	km/h	Local Time
1					1'39.171		15:16'43.253
2					1'33.081		15:18'16.334
3					1'31.743		15:19'48.077
4					1'31.760		15:21'19.837
5					1'32.076		15:22'51.913
6					1'32.912		15:24'24.825
7					1'32.677		15:25'57.502
8					1'32.889		15:27'30.391
9					1'33.124		15:29'03.515
10					1'33.203		15:30'36.718
11					1'33.574		15:32'10.292

13/07/2024 P = Pits In/Out - C = Lap Time Cancelled

These data/results cannot be reproduced, stored and/or transmitted in whole or in part by any manner of electronic, mechanical, photocopying, recording, broadcasting or otherwise now known or herein after developed without the previous express consent by the copyright owner, except for reproduction in daily press and regular printed publications on sale to the public within 60 days of the event related to those data/results and always provided that copyright symbol appears together as follows below.

© DORNA WSBK ORGANIZATION Srl 2024





Prosecco DOC UK Round, 12-14 July 2024
Chronological Analysis Race 1

Start at 15:15'04.082

12	1'33.155	15:33'43.447
13	1'33.370	15:35'16.817
14	1'34.304	15:36'51.121
15	1'45.489P	15:38'36.610

Race Time 23'32.528

RET 25 M. BRENNER [1'31.187]

Lap	Seg.1	Seg.2	Seg.3	Seg.4	Lap Time	km/h	Local Time
1		25.353	23.349	24.596	1'37.214	240,5	15:16'41.296
2	19.682	25.948	22.957	23.803	1'32.390	238,9	15:18'13.686
3	19.532	24.652	23.002	24.212	1'31.398	236,8	15:19'45.084
4	19.538	24.989	23.421	24.061	1'32.009C	241,6	15:21'17.093
5	19.564	24.844	23.100	23.891	1'31.399		15:22'48.492
6	19.794	24.754	23.143	24.063	1'31.754	240,0	15:24'20.246
7	19.611	24.788	23.126	23.662	1'31.187	236,3	15:25'51.433
8	19.621	24.907	23.543	24.586	1'32.657	236,8	15:27'24.090
9	19.819	24.821	23.093	23.911	1'31.644	243,2	15:28'55.734
10	20.050	24.937	23.103	24.151	1'32.241	237,4	15:30'27.975
11	19.628	24.919	23.294	32.890	1'40.731P	238,9	15:32'08.706

Race Time 17'04.624

RET 68 L. POWER [1'31.319]

Lap	Seg.1	Seg.2	Seg.3	Seg.4	Lap Time	km/h	Local Time
1		25.866	23.387	24.379	1'38.324	242,7	15:16'42.406
2	19.800	25.945	23.243	24.106	1'33.094	239,5	15:18'15.500
3	19.580	25.113	23.314	23.959	1'31.966	241,1	15:19'47.466
4	19.613	24.938	23.053	23.908	1'31.512	238,4	15:21'18.978
5	19.554	24.920	23.035	23.836	1'31.345	238,9	15:22'50.323
6	19.602	25.004	23.070	23.696	1'31.372	236,8	15:24'21.695
7	19.603	24.836	23.079	23.825	1'31.343	235,8	15:25'53.038
8	19.490	24.951	23.521	23.994	1'31.956	237,9	15:27'24.994
9	19.533	24.927	22.966	23.893	1'31.319	237,4	15:28'56.313
10	19.584	24.994	23.053			238,9	

Race Time 13'52.231

RET 12 T. TOMS [1'33.514]

Lap	Seg.1	Seg.2	Seg.3	Seg.4	Lap Time	km/h	Local Time
1		26.074	24.331	24.621	1'40.253	232,8	15:16'44.335
2	20.086	25.256	23.639	24.533	1'33.514	228,3	15:18'17.849
3	20.303	25.396	23.925	24.327	1'33.951	224,1	15:19'51.800
4	20.118	26.059	27.309	31.688	1'45.174P	173,9	15:21'36.974

Race Time 6'32.892

13/07/2024 P = Pits In/Out - C = Lap Time Cancelled

These data/results cannot be reproduced, stored and/or transmitted in whole or in part by any manner of electronic, mechanical, photocopying, recording, broadcasting or otherwise now known or herein after developed without the previous express consent by the copyright owner, except for reproduction in daily press and regular printed publications on sale to the public within 60 days of the event related to those data/results and always provided that copyright symbol appears together as follows below.

© DORNA WSBK ORGANIZATION Srl 2024