

Prosecco DOC UK Round, 12-14 July 2024
Results Race 2 - Red Flag

Laps 2 = 8,046 Km - Time of Race 3'01.412 - Avg. 159,667 km/h

| Pos | Grid | No. Rider | Nat | Team | Bike | Class | LL | Int. | Gap | Rel. | Fastest Lap | Speed | Qualifying | Speed |
|-----|------|---------------------------|-----|----------------------------------|------------------------------|-------|----|------|---------------|----------|-------------|-------|------------|-------|
| 1 | 1 | 99 A. HUERTAS | ESP | Aruba.it Racing WorldSSP Team | Ducati Panigale V2 | | 2 | FL | | | 1'29.245 | 239,5 | 1'28.322 | 246,6 |
| 2 | 2 | 55 Y. MONTELLA | ITA | Barni Spark Racing Team | Ducati Panigale V2 | | 2 | FL | 0.439 | 0.439 | 1'29.180 | 244,3 | 1'28.385 | 245,5 |
| 3 | 3 | 9 J. NAVARRO | ESP | Orelac Racing Verdnatura | Ducati Panigale V2 | | 2 | FL | 0.756 | 0.317 | 1'29.271 | 240,5 | 1'29.384 | 244,9 |
| 4 | 5 | 62 S. MANZI | ITA | Pata Yamaha Ten Kate Racing | Yamaha YZF R6 | | 2 | FL | 1.758 | 1.002 | 1'29.453 | 243,2 | 1'28.895 | 241,1 |
| 5 | 7 | 53 V. DEBISE | FRA | Evan Bros. WorldSSP Yamaha Team | Yamaha YZF R6 | | 2 | FL | 3.310 | 1.552 | 1'29.820 | 244,9 | 1'29.141 | 244,9 |
| 6 | 6 | 54 B. SOFUOGLU | TUR | MV Agusta Reparto Corse | MV Agusta F3 800 RR | | 2 | FL | 3.576 | 0.266 | 1'30.797 | 245,5 | 1'29.538 | 243,8 |
| 7 | 4 | 69 T. BOOTH-AMOS | GBR | PTR Triumph | Triumph Street Triple RS 765 | | 2 | FL | 3.828 | 0.252 | 1'31.287 | 238,9 | 1'29.505 | 241,6 |
| 8 | 9 | 66 N. TUULI | FIN | EAB Racing Team | Ducati Panigale V2 | | 2 | FL | 3.966 | 0.138 | 1'30.235 | 243,2 | 1'29.522 | 247,7 |
| 9 | 8 | 94 L. MAHIAS | FRA | GMT94 Yamaha | Yamaha YZF R6 | | 2 | FL | 4.413 | 0.447 | 1'30.360 | 240,5 | 1'29.228 | 236,3 |
| 10 | 11 | 64 F. CARICASULO | ITA | Motozoo ME AIR Racing | MV Agusta F3 800 RR | | 2 | FL | 4.615 | 0.202 | 1'30.173 | 242,2 | 1'29.603 | 246,6 |
| 11 | 12 | 32 O. BAYLISS | AUS | D34G Racing WorldSSP Team | Ducati Panigale V2 | | 2 | FL | 5.215 | 0.600 | 1'31.059 | 242,2 | 1'29.882 | 241,6 |
| 12 | 10 | 28 G. VAN STRAALEN | NED | Pata Yamaha Ten Kate Racing | Yamaha YZF R6 | | 1 | I3 | 1 Lap | 1 Lap | | 242,2 | 1'29.566 | 237,9 |
| 13 | 14 | 61 C. ONCU | TUR | Kawasaki Puccetti Racing | Kawasaki ZX-6R | | 1 | I3 | 1 Lap | 0.474 | | 242,7 | 1'30.034 | 243,8 |
| 14 | 19 | 40 S. CORSI | ITA | Renzi Corse | Ducati Panigale V2 | * | 1 | I3 | 1 Lap | 0.698 | | 243,8 | 1'30.343 | 240,5 |
| 15 | 22 | 51 A. SARMOON | THA | Yamaha Thailand Racing Team | Yamaha YZF R6 | | 1 | I3 | 1 Lap | 1.360 | | 242,2 | 1'30.643 | 242,7 |
| 16 | 23 | 7 L. BALDASSARRI | ITA | WRP-RT Motorsport by SKM-Triumph | Triumph Street Triple RS 765 | | 1 | I3 | 1 Lap | 0.139 | | 240,0 | 1'30.651 | 240,0 |
| 17 | 25 | 15 E. MCMANUS | IRL | Rokit Haslam Racing | Ducati Panigale V2 | | 1 | I3 | 1 Lap | 0.641 | | 242,2 | 1'30.705 | 240,5 |
| 18 | 21 | 27 K. TOBA | JPN | PETRONAS MIE Racing Honda | Honda CBR600RR | | 1 | I3 | 1 Lap | 0.136 | | 241,6 | 1'30.438 | 243,2 |
| 19 | 27 | 68 L. POWER | AUS | Motozoo ME AIR Racing | MV Agusta F3 800 RR | * | 1 | I3 | 1 Lap | 0.271 | | 240,0 | 1'30.836 | 243,2 |
| 20 | 29 | 19 G. GIANNINI | ITA | Team ProDina Kawasaki | Kawasaki ZX-6R | * | 1 | I3 | 1 Lap | 0.361 | | 238,4 | 1'30.930 | 238,4 |
| 21 | 24 | 74 P. BIESIEKIRSKI | POL | Ecosantagata Althea Racing Team | Ducati Panigale V2 | | 1 | I3 | 1 Lap | 2.648 | | 242,2 | 1'30.686 | 240,0 |
| 22 | 30 | 3 R. DE ROSA | ITA | QJMOTOR Factory Racing | QJMOTOR SRK 800 RR | * | 1 | I3 | 1 Lap | 2.112 | | 237,9 | 1'31.700 | 233,8 |
| 23 | 15 | 25 M. BRENNER | SUI | VIAMO Racing by MTM | Kawasaki ZX-6R | | 1 | I3 | 1 Lap | 1.292 | | 248,3 | 1'30.131 | 241,1 |
| 24 | 18 | 5 N. ANTONELLI | ITA | Ecosantagata Althea Racing Team | Ducati Panigale V2 | | 1 | I3 | 1 Lap | 0.002 | | 245,5 | 1'30.230 | 241,6 |
| 25 | 31 | 89 K. BIN PAWI | MAS | PETRONAS MIE Racing Honda | Honda CBR600RR | | 1 | I3 | 1 Lap | 1.844 | | 242,2 | 1'31.795 | 236,8 |
| 26 | 17 | 50 O. VOSTATEK | CZE | PTR Triumph | Triumph Street Triple RS 765 | | 1 | I3 | 1 Lap | 1.123 | | 241,6 | 1'30.157 | 238,4 |
| 27 | 32 | 39 K. KEANKUM | THA | Yamaha Thailand Racing Team | Yamaha YZF R6 | | 1 | SPD | 1 Lap | 1 Sector | | 237,9 | 1'32.411 | 235,3 |
| 28 | 20 | 17 J. MCPHEE | GBR | WRP-RT Motorsport by SKM-Triumph | Triumph Street Triple RS 765 | | 1 | SPD | 1 Lap | 0.388 | | 242,7 | 1'30.375 | 241,1 |
| 29 | 28 | 12 T. TOMS | GBR | R&R Racing | Yamaha YZF R6 | | 1 | SPD | 1 Lap | 0.214 | | 242,2 | 1'30.838 | 236,3 |
| 30 | 26 | 22 F. FULIGNI | ITA | Orelac Racing Verdnatura | Ducati Panigale V2 | * | 1 | SPD | 1 Lap | 0.146 | | 244,3 | 1'30.789 | 246,0 |
| 31 | 13 | 71 T. EDWARDS | AUS | D34G Racing WorldSSP Team | Ducati Panigale V2 | * | 0 | I3 | 2 Laps | 1 Lap | | 246,6 | 1'29.980 | 244,9 |
| 32 | 16 | 23 M. SCHROETTER | GER | MV Agusta Reparto Corse | MV Agusta F3 800 RR | | 0 | I3 | 2 Laps | 0.465 | | 244,9 | 1'30.149 | 243,2 |

| | | | | |
|-------|------------|-----|-------|------|
| AIR | Humidity: | 63% | Temp: | 20°C |
| TRACK | Condition: | Dry | Temp: | 25°C |

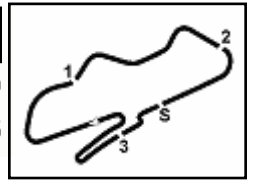
| | | | | | |
|------------------|----------------|------------|-----------|--------------|--------------|
| Records | Pole (SP) | 2024 | A.Huertas | 128.322 | 163,977 Km/h |
| | Race (RC1) | 2024 | A.Huertas | 128.861 | 162,983 Km/h |
| | All Times (SP) | 2024 | A.Huertas | 128.322 | 163,977 Km/h |
| Race Fastest Lap | Lap 2 | Y.Montella | 129.180 | 162,400 Km/h | |

* WorldSSP Challenge

14/07/2024 Start 15:15 End 15:19 The results are provisional until the end of the time limit for protests and appeals and the completion of the technical checks.

These data/results cannot be reproduced, stored and/or transmitted in whole or in part by any manner of electronic, mechanical, photocopying, recording, broadcasting or otherwise now known or herein after developed without the previous express consent by the copyright owner, except for reproduction in daily press and regular printed publications on sale to the public within 60 days of the event related to those data/results and always provided that copyright symbol appears together as follows below.

© DORNA WSBK ORGANIZATION Srl 2024



Prosecco DOC UK Round, 12-14 July 2024
Results Race 2 - Red Flag

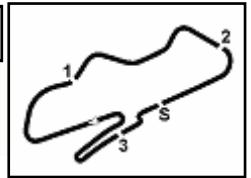
Race Highlights

| Time | No. Rider | Description |
|----------|---------------------------|----------------------------|
| 15.12.50 | | Warm Up Lap Started |
| 15.15.10 | | Start of Session |
| 15.16.41 | 23 M. SCHROETTER | #23 Crashed - Turn 11 |
| 15.16.42 | 71 T. EDWARDS | #71 Crashed - Turn 11 |
| 15.17.26 | 23 M. SCHROETTER | #23 Not Actively Competing |
| 15.17.27 | 71 T. EDWARDS | #71 Not Actively Competing |
| 15.17.33 | | No Jump Starts |
| 15.18.07 | 28 G. VAN STRAALEN | #28 Crashed - Turn 11 |
| 15.18.11 | | RED FLAG |
| 15.18.55 | 12 T. TOMS | #12 Crashed - Turn 10 |
| 15.18.56 | 22 F. FULIGNI | #22 Crashed - Turn 10 |
| 15.18.56 | 39 K. KEANKUM | #39 Crashed - Turn 10 |
| 15.18.56 | 17 J. MCPHEE | #17 Crashed - Turn 10 |
| 15.19.42 | | End of Session |

14/07/2024 Start End The results are provisional until the end of the time limit for protests and appeals and the completion of the technical checks.

These data/results cannot be reproduced, stored and/or transmitted in whole or in part by any manner of electronic, mechanical, photocopying, recording, broadcasting or otherwise now known or herein after developed without the previous express consent by the copyright owner, except for reproduction in daily press and regular printed publications on sale to the public within 60 days of the event related to those data/results and always provided that copyright symbol appears together as follows below.

© DORNA WSBK ORGANIZATION Srl 2024



Prosecco DOC UK Round, 12-14 July 2024
Best Sectors & Speed Race 2 - Red Flag

| RESULTS | | LL | Int. |
|---------|---------------------------|------------------------------|-------|
| 1 | 99 A. HUERTAS | Ducati Panigale V2 | 2 FL |
| 2 | 55 Y. MONTELLA | Ducati Panigale V2 | 2 FL |
| 3 | 9 J. NAVARRO | Ducati Panigale V2 | 2 FL |
| 4 | 62 S. MANZI | Yamaha YZF R6 | 2 FL |
| 5 | 53 V. DEBISE | Yamaha YZF R6 | 2 FL |
| 6 | 54 B. SOFUOGLU | MV Agusta F3 800 RR | 2 FL |
| 7 | 69 T. BOOTH-AMOS | Triumph Street Triple RS 765 | 2 FL |
| 8 | 66 N. TUULI | Ducati Panigale V2 | 2 FL |
| 9 | 94 L. MAHIAS | Yamaha YZF R6 | 2 FL |
| 10 | 64 F. CARICASULO | MV Agusta F3 800 RR | 2 FL |
| 11 | 32 D. BAYLISS | Ducati Panigale V2 | 2 FL |
| 12 | 28 G. VAN STRAALEN | Yamaha YZF R6 | 1 I3 |
| 13 | 61 C. ONCU | Kawasaki ZX-6R | 1 I3 |
| 14 | 40 S. CORSI | Ducati Panigale V2 | 1 I3 |
| 15 | 51 A. SARMOON | Yamaha YZF R6 | 1 I3 |
| 16 | 7 L. BALDASSARRI | Triumph Street Triple RS 765 | 1 I3 |
| 17 | 15 E. MCMANUS | Ducati Panigale V2 | 1 I3 |
| 18 | 27 K. TOBA | Honda CBR600RR | 1 I3 |
| 19 | 68 L. POWER | MV Agusta F3 800 RR | 1 I3 |
| 20 | 19 G. GIANNINI | Kawasaki ZX-6R | 1 I3 |
| 21 | 74 P. BIESIEKIRSKI | Ducati Panigale V2 | 1 I3 |
| 22 | 3 R. DE ROSA | QJMOTOR SRK 800 RR | 1 I3 |
| 23 | 25 M. BRENNER | Kawasaki ZX-6R | 1 I3 |
| 24 | 5 N. ANTONELLI | Ducati Panigale V2 | 1 I3 |
| 25 | 89 K. BIN PAWI | Honda CBR600RR | 1 I3 |
| 26 | 50 D. VOSTATEK | Triumph Street Triple RS 765 | 1 I3 |
| 27 | 39 K. KEANKUM | Yamaha YZF R6 | 1 SPD |
| 28 | 17 J. MCPHEE | Triumph Street Triple RS 765 | 1 SPD |
| 29 | 12 T. TOMS | Yamaha YZF R6 | 1 SPD |
| 30 | 22 F. FULIGNI | Ducati Panigale V2 | 1 SPD |
| 31 | 71 T. EDWARDS | Ducati Panigale V2 | 1 I3 |
| 32 | 23 M. SCHROETTER | MV Agusta F3 800 RR | I3 |

| SPEED | | |
|-------|---------------------------|------------------------------------|
| 1 | 25 M. BRENNER | Kawasaki ZX-6R 248,3 |
| 2 | 71 T. EDWARDS | Ducati Panigale V2 246,6 |
| 3 | 54 B. SOFUOGLU | MV Agusta F3 800 RR 245,5 |
| 4 | 5 N. ANTONELLI | Ducati Panigale V2 245,5 |
| 5 | 23 M. SCHROETTER | MV Agusta F3 800 RR 244,9 |
| 6 | 53 V. DEBISE | Yamaha YZF R6 244,9 |
| 7 | 22 F. FULIGNI | Ducati Panigale V2 244,3 |
| 8 | 55 Y. MONTELLA | Ducati Panigale V2 244,3 |
| 9 | 40 S. CORSI | Ducati Panigale V2 243,8 |
| 10 | 66 N. TUULI | Ducati Panigale V2 243,2 |
| 11 | 62 S. MANZI | Yamaha YZF R6 243,2 |
| 12 | 61 C. ONCU | Kawasaki ZX-6R 242,7 |
| 13 | 17 J. MCPHEE | Triumph Street Triple RS 765 242,7 |
| 14 | 74 P. BIESIEKIRSKI | Ducati Panigale V2 242,2 |
| 15 | 32 D. BAYLISS | Ducati Panigale V2 242,2 |
| 16 | 51 A. SARMOON | Yamaha YZF R6 242,2 |
| 17 | 15 E. MCMANUS | Ducati Panigale V2 242,2 |
| 18 | 12 T. TOMS | Yamaha YZF R6 242,2 |
| 19 | 28 G. VAN STRAALEN | Yamaha YZF R6 242,2 |
| 20 | 89 K. BIN PAWI | Honda CBR600RR 242,2 |
| 21 | 64 F. CARICASULO | MV Agusta F3 800 RR 242,2 |
| 22 | 27 K. TOBA | Honda CBR600RR 241,6 |
| 23 | 50 D. VOSTATEK | Triumph Street Triple RS 765 241,6 |
| 24 | 9 J. NAVARRO | Ducati Panigale V2 240,5 |
| 25 | 94 L. MAHIAS | Yamaha YZF R6 240,5 |
| 26 | 68 L. POWER | MV Agusta F3 800 RR 240,0 |
| 27 | 7 L. BALDASSARRI | Triumph Street Triple RS 765 240,0 |
| 28 | 99 A. HUERTAS | Ducati Panigale V2 239,5 |
| 29 | 69 T. BOOTH-AMOS | Triumph Street Triple RS 765 238,9 |
| 30 | 19 G. GIANNINI | Kawasaki ZX-6R 238,4 |
| 31 | 3 R. DE ROSA | QJMOTOR SRK 800 RR 237,9 |
| 32 | 39 K. KEANKUM | Yamaha YZF R6 237,9 |

| SEG. 1 | |
|--------|----------------------------------|
| 1 | 55 Y. MONTELLA 19.134 |
| 2 | 9 J. NAVARRO 19.165 |
| 3 | 99 A. HUERTAS 19.201 |
| 4 | 66 N. TUULI 19.253 |
| 5 | 62 S. MANZI 19.276 |
| 6 | 54 B. SOFUOGLU 19.302 |
| 7 | 53 V. DEBISE 19.329 |
| 8 | 51 A. SARMOON 19.449 |
| 9 | 64 F. CARICASULO 19.450 |
| 10 | 69 T. BOOTH-AMOS 19.462 |
| 11 | 7 L. BALDASSARRI 19.468 |
| 12 | 27 K. TOBA 19.470 |
| 13 | 15 E. MCMANUS 19.503 |
| 14 | 94 L. MAHIAS 19.574 |
| 15 | 68 L. POWER 19.576 |
| 16 | 40 S. CORSI 19.598 |
| 17 | 25 M. BRENNER 19.642 |
| 18 | 28 G. VAN STRAALEN 19.671 |
| 19 | 61 C. ONCU 19.677 |
| 20 | 19 G. GIANNINI 19.703 |
| 21 | 17 J. MCPHEE 19.764 |
| 22 | 39 K. KEANKUM 19.802 |
| 23 | 89 K. BIN PAWI 19.806 |
| 24 | 50 D. VOSTATEK 19.880 |
| 25 | 22 F. FULIGNI 19.891 |
| 26 | 74 P. BIESIEKIRSKI 19.899 |
| 27 | 12 T. TOMS 19.911 |
| 28 | 5 N. ANTONELLI 19.925 |
| 29 | 3 R. DE ROSA 20.007 |
| 30 | 32 D. BAYLISS 20.086 |
| 31 | 71 T. EDWARDS 23.816 |
| 32 | 23 M. SCHROETTER 23.968 |

| SEG. 2 | |
|--------|----------------------------------|
| 1 | 55 Y. MONTELLA 24.196 |
| 2 | 99 A. HUERTAS 24.206 |
| 3 | 9 J. NAVARRO 24.210 |
| 4 | 62 S. MANZI 24.244 |
| 5 | 53 V. DEBISE 24.332 |
| 6 | 94 L. MAHIAS 24.377 |
| 7 | 28 G. VAN STRAALEN 24.410 |
| 8 | 66 N. TUULI 24.438 |
| 9 | 64 F. CARICASULO 24.489 |
| 10 | 27 K. TOBA 24.503 |
| 11 | 7 L. BALDASSARRI 24.565 |
| 12 | 40 S. CORSI 24.579 |
| 13 | 25 M. BRENNER 24.604 |
| 14 | 32 D. BAYLISS 24.606 |
| 15 | 61 C. ONCU 24.618 |
| 16 | 51 A. SARMOON 24.710 |
| 17 | 68 L. POWER 24.710 |
| 18 | 15 E. MCMANUS 24.714 |
| 19 | 19 G. GIANNINI 24.752 |
| 20 | 69 T. BOOTH-AMOS 24.855 |
| 21 | 54 B. SOFUOGLU 24.928 |
| 22 | 17 J. MCPHEE 25.059 |
| 23 | 39 K. KEANKUM 25.137 |
| 24 | 22 F. FULIGNI 25.181 |
| 25 | 5 N. ANTONELLI 25.192 |
| 26 | 74 P. BIESIEKIRSKI 25.194 |
| 27 | 89 K. BIN PAWI 25.197 |
| 28 | 3 R. DE ROSA 25.295 |
| 29 | 50 D. VOSTATEK 25.323 |
| 30 | 12 T. TOMS 25.334 |

| SEG. 3 | |
|--------|----------------------------------|
| 1 | 55 Y. MONTELLA 22.339 |
| 2 | 99 A. HUERTAS 22.411 |
| 3 | 62 S. MANZI 22.501 |
| 4 | 9 J. NAVARRO 22.542 |
| 5 | 94 L. MAHIAS 22.576 |
| 6 | 64 F. CARICASULO 22.589 |
| 7 | 54 B. SOFUOGLU 22.637 |
| 8 | 32 D. BAYLISS 22.646 |
| 9 | 53 V. DEBISE 22.673 |
| 10 | 28 G. VAN STRAALEN 22.728 |
| 11 | 61 C. ONCU 22.728 |
| 12 | 68 L. POWER 22.740 |
| 13 | 66 N. TUULI 22.746 |
| 14 | 19 G. GIANNINI 22.835 |
| 15 | 27 K. TOBA 22.852 |
| 16 | 40 S. CORSI 22.912 |
| 17 | 51 A. SARMOON 22.917 |
| 18 | 7 L. BALDASSARRI 22.934 |
| 19 | 15 E. MCMANUS 23.018 |
| 20 | 69 T. BOOTH-AMOS 23.267 |
| 21 | 74 P. BIESIEKIRSKI 24.509 |
| 22 | 3 R. DE ROSA 25.569 |
| 23 | 25 M. BRENNER 26.234 |
| 24 | 5 N. ANTONELLI 26.548 |
| 25 | 89 K. BIN PAWI 28.958 |
| 26 | 50 D. VOSTATEK 29.650 |

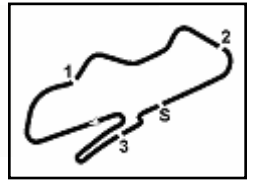
| SEG. 4 | |
|--------|----------------------------------|
| 1 | 9 J. NAVARRO 23.173 |
| 2 | 99 A. HUERTAS 23.216 |
| 3 | 62 S. MANZI 23.432 |
| 4 | 55 Y. MONTELLA 23.469 |
| 5 | 53 V. DEBISE 23.486 |
| 6 | 64 F. CARICASULO 23.645 |
| 7 | 69 T. BOOTH-AMOS 23.703 |
| 8 | 32 D. BAYLISS 23.721 |
| 9 | 54 B. SOFUOGLU 23.771 |
| 10 | 66 N. TUULI 23.798 |
| 11 | 94 L. MAHIAS 23.833 |
| 12 | 51 A. SARMOON 24.138 |
| 13 | 61 C. ONCU 24.289 |
| 14 | 40 S. CORSI 24.324 |
| 15 | 15 E. MCMANUS 24.423 |
| 16 | 39 K. KEANKUM 24.440 |
| 17 | 68 L. POWER 24.451 |
| 18 | 28 G. VAN STRAALEN 24.484 |
| 19 | 25 M. BRENNER 24.617 |
| 20 | 19 G. GIANNINI 24.804 |
| 21 | 12 T. TOMS 25.119 |
| 22 | 3 R. DE ROSA 25.153 |
| 23 | 7 L. BALDASSARRI 25.307 |
| 24 | 89 K. BIN PAWI 25.590 |
| 25 | 74 P. BIESIEKIRSKI 25.849 |
| 26 | 50 D. VOSTATEK 26.104 |
| 27 | 22 F. FULIGNI 26.109 |
| 28 | 27 K. TOBA 26.530 |
| 29 | 17 J. MCPHEE 27.333 |
| 30 | 5 N. ANTONELLI 27.677 |

14/07/2024

These data/results cannot be reproduced, stored and/or transmitted in whole or in part by any manner of electronic, mechanical, photocopying, recording, broadcasting or otherwise now known or herein after developed without the previous express consent by the copyright owner, except for reproduction in daily press and regular printed publications on sale to the public within 60 days of the event related to those data/results and always provided that copyright symbol appears together as follows below.

© DORNA WSBK ORGANIZATION Srl 2024





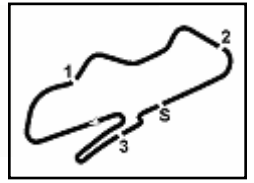
Donington Park 4.023 m

Prosecco DOC UK Round, 12-14 July 2024
Lap Chart Race 2 - Red Flag

| | Lap | |
|----|-----|----|
| | 1 | 2 |
| 1 | 99 | 99 |
| 2 | 55 | 55 |
| 3 | 9 | 9 |
| 4 | 62 | 62 |
| 5 | 69 | 53 |
| 6 | 54 | 54 |
| 7 | 53 | 69 |
| 8 | 66 | 66 |
| 9 | 94 | 94 |
| 10 | 32 | 64 |
| 11 | 64 | 32 |
| 12 | 28 | |
| 13 | 61 | |
| 14 | 40 | |
| 15 | 51 | |
| 16 | 7 | |
| 17 | 15 | |
| 18 | 27 | |
| 19 | 68 | |
| 20 | 19 | |
| 21 | 39 | |
| 22 | 74 | |
| 23 | 12 | |
| 24 | 17 | |
| 25 | 22 | |
| 26 | 3 | |
| 27 | 89 | |
| 28 | 50 | |
| 29 | 5 | |
| 30 | 25 | |

14/07/2024
These data/results cannot be reproduced, stored and/or transmitted in whole or in part by any manner of electronic, mechanical, photocopying, recording, broadcasting or otherwise now known or herein after developed without the previous express consent by the copyright owner, except for reproduction in daily press and regular printed publications on sale to the public within 60 days of the event related to those data/results and always provided that copyright symbol appears together as follows below.
© DORNA WSBK ORGANIZATION Srl 2024





Donington Park 4.023 m

2 / 3

Prosecco DOC UK Round, 12-14 July 2024
Lap Chart Race 2 - Red Flag

Lap 1

| | | |
|----|--------------------------|----------|
| 1 | 99 A.Huertas | 1'32.167 |
| 2 | 55 Y.Montella | 0.504 |
| 3 | 9 J.Navarro | 0.730 |
| 4 | 62 S.Manzi | 1.550 |
| 5 | 69 T.Booth-Amos | 1.786 |
| 6 | 54 B.Sofuoglu | 2.024 |
| 7 | 53 V.Debise | 2.735 |
| 8 | 66 N.Tuuli | 2.976 |
| 9 | 94 L.Mahias | 3.298 |
| 10 | 32 O.Bayliss | 3.401 |
| 11 | 64 F.Caricasulo | 3.687 |
| 12 | 28 G.van Straalen | 3.697 |
| 13 | 61 C.Oncu | 3.957 |
| 14 | 40 S.Corsi | 4.589 |
| 15 | 51 A.Sarmoon | 5.962 |
| 16 | 7 L.Baldassarri | 6.210 |
| 17 | 15 E.McManus | 6.583 |
| 18 | 27 K.Toba | 7.129 |
| 19 | 68 L.Power | 7.199 |
| 20 | 19 G.Giannini | 7.296 |
| 21 | 39 K.Keankum | 7.521 |
| 22 | 74 P.Biesiekirski | 7.632 |
| 23 | 12 T.Toms | 7.871 |
| 24 | 17 J.McPhee | 8.069 |
| 25 | 22 F.Fuligni | 8.168 |
| 26 | 3 R.De Rosa | 8.475 |
| 27 | 89 K.Bin Pawi | 8.523 |
| 28 | 50 O.Vostatek | 8.754 |
| 29 | 5 N.Antonelli | 8.975 |
| 30 | 25 M.Brenner | 10.158 |

Lap 2

| | | |
|----|------------------------|----------|
| 1 | 99 A.Huertas | 3'01.412 |
| 2 | 55 Y.Montella | 0.439 |
| 3 | 9 J.Navarro | 0.756 |
| 4 | 62 S.Manzi | 1.758 |
| 5 | 53 V.Debise | 3.310 |
| 6 | 54 B.Sofuoglu | 3.576 |
| 7 | 69 T.Booth-Amos | 3.828 |
| 8 | 66 N.Tuuli | 3.966 |
| 9 | 94 L.Mahias | 4.413 |
| 10 | 64 F.Caricasulo | 4.615 |
| 11 | 32 O.Bayliss | 5.215 |

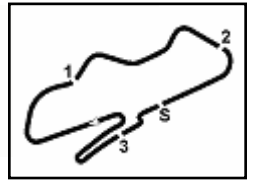
14/07/2024

These data/results cannot be reproduced, stored and/or transmitted in whole or in part by any manner of electronic, mechanical, photocopying, recording, broadcasting or otherwise now known or herein after developed without the previous express consent by the copyright owner, except for reproduction in daily press and regular printed publications on sale to the public within 60 days of the event related to those data/results and always provided that copyright symbol appears together as follows below.

© DORNA WSBK ORGANIZATION Srl 2024

FICR PERUGIA TIMING





Donington Park 4.023 m

Prosecco DOC UK Round, 12-14 July 2024
Lap Chart Race 2 - Red Flag

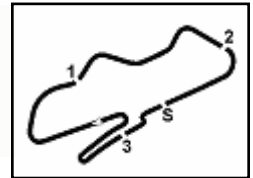
Race Pace Comparison

| | 99 Hue | 55 Mon | 9 Nav | 62 Man | 53 Deb | 54 Sof | 69 Boo | 66 Tuu | 94 Mah | 64 Car | 32 Bay | 39 Kea | 17 McP | 12 Tom |
|---|---------------|---------------|--------------|---------------|---------------|---------------|---------------|---------------|---------------|---------------|---------------|---------------|---------------|---------------|
| 1 | 1'32.167 | 1'32.671 | 1'32.897 | 1'33.717 | 1'34.902 | 1'34.191 | 1'33.953 | 1'35.143 | 1'35.465 | 1'35.854 | 1'35.568 | 1'39.688 | 1'40.236 | 1'40.038 |
| 2 | 1'29.245 | 1'29.180 | 1'29.271 | 1'29.453 | 1'29.820 | 1'30.797 | 1'31.287 | 1'30.235 | 1'30.360 | 1'30.173 | 1'31.059 | | | |

| | 28 vSt | 61 Onc | 40 Cor | 51 Sar | 7 Bal | 15 McM | 27 Tob | 68 Pow | 19 Gia | 74 Bie | 3 DeR | 25 Bre | 5 Ant | 22 Ful |
|---|---------------|---------------|---------------|---------------|--------------|---------------|---------------|---------------|---------------|---------------|--------------|---------------|--------------|---------------|
| 1 | 1'35.864 | 1'36.124 | 1'36.756 | 1'38.129 | 1'38.377 | 1'38.750 | 1'39.296 | 1'39.366 | 1'39.463 | 1'39.799 | 1'40.642 | 1'42.325 | 1'41.142 | 1'40.335 |

| | 89 Bin | 50 Vos |
|---|---------------|---------------|
| 1 | 1'40.690 | 1'40.921 |

14/07/2024
These data/results cannot be reproduced, stored and/or transmitted in whole or in part by any manner of electronic, mechanical, photocopying, recording, broadcasting or otherwise now known or herein after developed without the previous express consent by the copyright owner, except for reproduction in daily press and regular printed publications on sale to the public within 60 days of the event related to those data/results and always provided that copyright symbol appears together as follows below.
© DORNA WSBK ORGANIZATION Srl 2024



Donington Park 4.023 m

Prosecco DOC UK Round, 12-14 July 2024
Chronological Analysis Race 2 - Red Flag

Start at 15:15'04.577

1 / 2

| 1° 99 A. HUERTAS [1'29.245] | | | | | | | |
|---------------------------------------|--------|--------|--------|--------|----------|-------|--------------|
| Lap | Seg1 | Seg2 | Seg3 | Seg4 | Lap Time | km/h | Local Time |
| 1 | | 24.396 | 22.411 | 23.216 | 1'32.167 | 239,5 | 15:16'36.744 |
| 2 | 19.201 | 24.206 | 22.518 | 23.320 | 1'29.245 | 239,5 | 15:18'05.989 |
| Last Passing Point FL at 15:18'05.989 | | | | | | | |

| 2° 55 Y. MONTELLA [1'29.180] | | | | | | | |
|---------------------------------------|--------|--------|--------|--------|----------|-------|--------------|
| Lap | Seg1 | Seg2 | Seg3 | Seg4 | Lap Time | km/h | Local Time |
| 1 | | 24.559 | 22.386 | 23.469 | 1'32.671 | 244,3 | 15:16'37.248 |
| 2 | 19.134 | 24.196 | 22.339 | 23.511 | 1'29.180 | 243,2 | 15:18'06.428 |
| Last Passing Point FL at 15:18'06.428 | | | | | | | |

| 3° 9 J. NAVARRO [1'29.271] | | | | | | | |
|---------------------------------------|--------|--------|--------|--------|----------|-------|--------------|
| Lap | Seg1 | Seg2 | Seg3 | Seg4 | Lap Time | km/h | Local Time |
| 1 | | 24.406 | 22.671 | 23.173 | 1'32.897 | 240,5 | 15:16'37.474 |
| 2 | 19.165 | 24.210 | 22.542 | 23.354 | 1'29.271 | 240,0 | 15:18'06.745 |
| Last Passing Point FL at 15:18'06.745 | | | | | | | |

| 4° 62 S. MANZI [1'29.453] | | | | | | | |
|---------------------------------------|--------|--------|--------|--------|----------|-------|--------------|
| Lap | Seg1 | Seg2 | Seg3 | Seg4 | Lap Time | km/h | Local Time |
| 1 | | 24.639 | 22.725 | 23.521 | 1'33.717 | 243,2 | 15:16'38.294 |
| 2 | 19.276 | 24.244 | 22.501 | 23.432 | 1'29.453 | 238,9 | 15:18'07.747 |
| Last Passing Point FL at 15:18'07.747 | | | | | | | |

| 5° 53 V. DEBISE [1'29.820] | | | | | | | |
|---------------------------------------|--------|--------|--------|--------|----------|-------|--------------|
| Lap | Seg1 | Seg2 | Seg3 | Seg4 | Lap Time | km/h | Local Time |
| 1 | | 25.059 | 23.046 | 23.536 | 1'34.902 | 244,3 | 15:16'39.479 |
| 2 | 19.329 | 24.332 | 22.673 | 23.486 | 1'29.820 | 244,9 | 15:18'09.299 |
| Last Passing Point FL at 15:18'09.299 | | | | | | | |

| 6° 54 B. SOFUOGLU [1'30.797] | | | | | | | |
|---------------------------------------|--------|--------|--------|--------|----------|-------|--------------|
| Lap | Seg1 | Seg2 | Seg3 | Seg4 | Lap Time | km/h | Local Time |
| 1 | | 25.066 | 22.596 | 23.771 | 1'34.191 | 245,5 | 15:16'38.768 |
| 2 | 19.302 | 24.928 | 22.637 | 23.930 | 1'30.797 | 241,1 | 15:18'09.565 |
| Last Passing Point FL at 15:18'09.565 | | | | | | | |

| 7° 69 T. BOOTH-AMOS [1'31.287] | | | | | | | |
|---------------------------------------|--------|--------|--------|--------|----------|-------|--------------|
| Lap | Seg1 | Seg2 | Seg3 | Seg4 | Lap Time | km/h | Local Time |
| 1 | | 24.916 | 22.776 | 23.791 | 1'33.953 | 238,9 | 15:16'38.530 |
| 2 | 19.462 | 24.855 | 23.267 | 23.703 | 1'31.287 | 235,3 | 15:18'09.817 |
| Last Passing Point FL at 15:18'09.817 | | | | | | | |

| 8° 66 N. TUULI [1'30.235] | | | | | | | |
|---------------------------------------|--------|--------|--------|--------|----------|-------|--------------|
| Lap | Seg1 | Seg2 | Seg3 | Seg4 | Lap Time | km/h | Local Time |
| 1 | | 25.102 | 22.981 | 23.962 | 1'35.143 | 241,6 | 15:16'39.720 |
| 2 | 19.253 | 24.438 | 22.746 | 23.798 | 1'30.235 | 243,2 | 15:18'09.955 |
| Last Passing Point FL at 15:18'09.955 | | | | | | | |

| 9° 94 L. MAHIAS [1'30.360] | | | | | | | |
|---------------------------------------|--------|--------|--------|--------|----------|-------|--------------|
| Lap | Seg1 | Seg2 | Seg3 | Seg4 | Lap Time | km/h | Local Time |
| 1 | | 25.051 | 23.256 | 24.150 | 1'35.465 | 240,5 | 15:16'40.042 |
| 2 | 19.574 | 24.377 | 22.576 | 23.833 | 1'30.360 | 237,9 | 15:18'10.402 |
| Last Passing Point FL at 15:18'10.402 | | | | | | | |

| 10° 64 F. CARICASULO [1'30.173] | | | | | | | |
|---------------------------------------|--------|--------|--------|--------|----------|-------|--------------|
| Lap | Seg1 | Seg2 | Seg3 | Seg4 | Lap Time | km/h | Local Time |
| 1 | | 25.158 | 22.859 | 24.269 | 1'35.854 | 242,2 | 15:16'40.431 |
| 2 | 19.450 | 24.489 | 22.589 | 23.645 | 1'30.173 | 242,2 | 15:18'10.604 |
| Last Passing Point FL at 15:18'10.604 | | | | | | | |

| 11° 32 O. BAYLISS [1'31.059] | | | | | | | |
|---------------------------------------|--------|--------|--------|--------|----------|-------|--------------|
| Lap | Seg1 | Seg2 | Seg3 | Seg4 | Lap Time | km/h | Local Time |
| 1 | | 25.183 | 22.755 | 24.168 | 1'35.568 | 242,2 | 15:16'40.145 |
| 2 | 20.086 | 24.606 | 22.646 | 23.721 | 1'31.059 | 242,2 | 15:18'11.204 |
| Last Passing Point FL at 15:18'11.204 | | | | | | | |

| 12° 28 G. VAN STRAALLEN | | | | | | | |
|-------------------------|--------|--------|--------|--------|----------|-------|--------------|
| Lap | Seg1 | Seg2 | Seg3 | Seg4 | Lap Time | km/h | Local Time |
| 1 | | 25.144 | 22.897 | 24.484 | 1'35.864 | 241,1 | 15:16'40.441 |
| 2 | 19.671 | 24.410 | 22.728 | | | 242,2 | |

| 13° 61 C. ONCU | | | | | | | |
|---------------------------------------|--------|--------|--------|--------|----------|-------|--------------|
| Lap | Seg1 | Seg2 | Seg3 | Seg4 | Lap Time | km/h | Local Time |
| 1 | | 25.199 | 22.895 | 24.289 | 1'36.124 | 241,1 | 15:16'40.701 |
| 2 | 19.677 | 24.618 | 22.728 | | | 242,7 | |
| Last Passing Point I3 at 15:17'47.250 | | | | | | | |

| 14° 40 S. CORSI | | | | | | | |
|---------------------------------------|--------|--------|--------|--------|----------|-------|--------------|
| Lap | Seg1 | Seg2 | Seg3 | Seg4 | Lap Time | km/h | Local Time |
| 1 | | 25.225 | 23.183 | 24.324 | 1'36.756 | 243,8 | 15:16'41.333 |
| 2 | 19.598 | 24.579 | 22.912 | | | 238,9 | |
| Last Passing Point I3 at 15:17'47.724 | | | | | | | |

| 15° 51 A. SARMOON | | | | | | | |
|---------------------------------------|--------|--------|--------|--------|----------|-------|--------------|
| Lap | Seg1 | Seg2 | Seg3 | Seg4 | Lap Time | km/h | Local Time |
| 1 | | 25.687 | 23.541 | 24.138 | 1'38.129 | 242,2 | 15:16'42.706 |
| 2 | 19.449 | 24.710 | 22.917 | | | 237,4 | |
| Last Passing Point I3 at 15:17'48.422 | | | | | | | |

| 16° 7 L. BALDASSARRI | | | | | | | |
|---------------------------------------|--------|--------|--------|--------|----------|-------|--------------|
| Lap | Seg1 | Seg2 | Seg3 | Seg4 | Lap Time | km/h | Local Time |
| 1 | | 25.688 | 22.961 | 25.307 | 1'38.377 | 238,4 | 15:16'42.954 |
| 2 | 19.468 | 24.565 | 22.934 | | | 240,0 | |
| Last Passing Point I3 at 15:17'49.782 | | | | | | | |

| 17° 15 E. MCMANUS | | | | | | | |
|---------------------------------------|--------|--------|--------|--------|----------|-------|--------------|
| Lap | Seg1 | Seg2 | Seg3 | Seg4 | Lap Time | km/h | Local Time |
| 1 | | 26.303 | 23.371 | 24.423 | 1'38.750 | 242,2 | 15:16'43.327 |
| 2 | 19.503 | 24.714 | 23.018 | | | 241,6 | |
| Last Passing Point I3 at 15:17'49.921 | | | | | | | |

| 18° 27 K. TOBA | | | | | | | |
|---------------------------------------|--------|--------|--------|--------|----------|-------|--------------|
| Lap | Seg1 | Seg2 | Seg3 | Seg4 | Lap Time | km/h | Local Time |
| 1 | | 25.429 | 23.098 | 26.530 | 1'39.296 | 241,6 | 15:16'43.873 |
| 2 | 19.470 | 24.503 | 22.852 | | | 240,0 | |
| Last Passing Point I3 at 15:17'50.698 | | | | | | | |

| 19° 68 L. POWER | | | | | | | |
|---------------------------------------|--------|--------|--------|--------|----------|-------|--------------|
| Lap | Seg1 | Seg2 | Seg3 | Seg4 | Lap Time | km/h | Local Time |
| 1 | | 26.182 | 23.520 | 24.451 | 1'39.366 | 242,2 | 15:16'43.943 |
| 2 | 19.576 | 24.710 | 22.740 | | | 240,0 | |
| Last Passing Point I3 at 15:17'50.969 | | | | | | | |

| 20° 19 G. GIANNINI | | | | | | | |
|---------------------------------------|--------|--------|--------|--------|----------|-------|--------------|
| Lap | Seg1 | Seg2 | Seg3 | Seg4 | Lap Time | km/h | Local Time |
| 1 | | 25.981 | 23.533 | 24.804 | 1'39.463 | 238,4 | 15:16'44.040 |
| 2 | 19.703 | 24.752 | 22.835 | | | 238,4 | |
| Last Passing Point I3 at 15:17'51.330 | | | | | | | |

| 21° 74 P. BIESIEKIRSKI | | | | | | | |
|---------------------------------------|--------|--------|--------|--------|----------|-------|--------------|
| Lap | Seg1 | Seg2 | Seg3 | Seg4 | Lap Time | km/h | Local Time |
| 1 | | 25.676 | 23.735 | 25.849 | 1'39.799 | 242,2 | 15:16'44.376 |
| 2 | 19.899 | 25.194 | 24.509 | | | 242,2 | |
| Last Passing Point I3 at 15:17'53.978 | | | | | | | |

| 22° 3 R. DE ROSA | | | | | | | |
|---------------------------------------|--------|--------|--------|--------|----------|-------|--------------|
| Lap | Seg1 | Seg2 | Seg3 | Seg4 | Lap Time | km/h | Local Time |
| 1 | | 26.416 | 23.611 | 25.153 | 1'40.642 | 236,3 | 15:16'45.219 |
| 2 | 20.007 | 25.295 | 25.569 | | | 237,9 | |
| Last Passing Point I3 at 15:17'56.090 | | | | | | | |

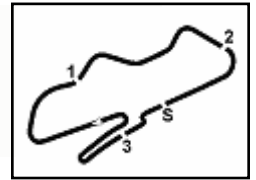
| 23° 25 M. BRENNER | | | | | | | |
|---------------------------------------|--------|--------|--------|--------|----------|-------|--------------|
| Lap | Seg1 | Seg2 | Seg3 | Seg4 | Lap Time | km/h | Local Time |
| 1 | | 25.512 | 28.087 | 24.617 | 1'42.325 | 240,5 | 15:16'46.902 |
| 2 | 19.642 | 24.604 | 26.234 | | | 248,3 | |
| Last Passing Point I3 at 15:17'57.382 | | | | | | | |

| 24° 5 N. ANTONELLI | | | | | | | |
|--------------------|------|--------|--------|--------|----------|-------|--------------|
| Lap | Seg1 | Seg2 | Seg3 | Seg4 | Lap Time | km/h | Local Time |
| 1 | | 25.768 | 23.491 | 27.677 | 1'41.142 | 242,7 | 15:16'45.719 |

14/07/2024 P = Pits In/Out - C = Lap Time Cancelled

These data/results cannot be reproduced, stored and/or transmitted in whole or in part by any manner of electronic, mechanical, photocopying, recording, broadcasting or otherwise now known or herein after developed without the previous express consent by the copyright owner, except for reproduction in daily press and regular printed publications on sale to the public within 60 days of the event related to those data/results and always provided that copyright symbol appears together as follows below.

© DORNA WSBK ORGANIZATION Srl 2024



Prosecco DOC UK Round, 12-14 July 2024
Chronological Analysis Race 2 - Red Flag

Start at 15:15'04.577

2 **19.925** **25.192** **26.548** **245,5**
Last Passing Point I3 at 15:17:57.384

| 25° 89 K. BIN PAWI | | | | | | | |
|--------------------|---------------|---------------|---------------|---------------|----------|--------------|--------------|
| Lap | Seg.1 | Seg.2 | Seg.3 | Seg.4 | Lap Time | km/h | Local Time |
| 1 | | 26.092 | 24.007 | 25.590 | 1'40.690 | 238,9 | 15:16'45.267 |
| 2 | 19.806 | 25.197 | 28.958 | | | 242,2 | |

Last Passing Point I3 at 15:17:59.228

| 26° 50 O. VOSTATEK | | | | | | | |
|--------------------|---------------|---------------|---------------|---------------|----------|--------------|--------------|
| Lap | Seg.1 | Seg.2 | Seg.3 | Seg.4 | Lap Time | km/h | Local Time |
| 1 | | 26.006 | 24.382 | 26.104 | 1'40.921 | 235,8 | 15:16'45.498 |
| 2 | 19.880 | 25.323 | 29.650 | | | 241,6 | |

Last Passing Point I3 at 15:18'00.351

| 27° 39 K. KEANKUM | | | | | | | |
|-------------------|---------------|---------------|--------|---------------|----------|--------------|--------------|
| Lap | Seg.1 | Seg.2 | Seg.3 | Seg.4 | Lap Time | km/h | Local Time |
| 1 | | 26.491 | 23.604 | 24.440 | 1'39.688 | 242,2 | 15:16'44.265 |
| 2 | 19.802 | 25.137 | | | | 237,9 | |

Last Passing Point SPD at 15:17'41.116

| 28° 17 J. MCPHEE | | | | | | | |
|------------------|---------------|---------------|--------|---------------|----------|--------------|--------------|
| Lap | Seg.1 | Seg.2 | Seg.3 | Seg.4 | Lap Time | km/h | Local Time |
| 1 | | 25.638 | 22.982 | 27.333 | 1'40.236 | 240,5 | 15:16'44.813 |
| 2 | 19.764 | 25.059 | | | | 242,7 | |

Last Passing Point SPD at 15:17'41.504

| 29° 12 T. TOMS | | | | | | | |
|----------------|---------------|---------------|--------|---------------|----------|--------------|--------------|
| Lap | Seg.1 | Seg.2 | Seg.3 | Seg.4 | Lap Time | km/h | Local Time |
| 1 | | 26.317 | 23.661 | 25.119 | 1'40.038 | 242,2 | 15:16'44.615 |
| 2 | 19.911 | 25.334 | | | | 241,6 | |

Last Passing Point SPD at 15:17'41.718

| 30° 22 F. FULIGNI | | | | | | | |
|-------------------|---------------|---------------|--------|---------------|----------|--------------|--------------|
| Lap | Seg.1 | Seg.2 | Seg.3 | Seg.4 | Lap Time | km/h | Local Time |
| 1 | | 26.168 | 23.467 | 26.109 | 1'40.335 | 244,3 | 15:16'44.912 |
| 2 | 19.891 | 25.181 | | | | 244,3 | |

Last Passing Point SPD at 15:17'41.864

| 31° 71 T. EDWARDS | | | | | | | |
|-------------------|-------|--------|--------|-------|----------|--------------|------------|
| Lap | Seg.1 | Seg.2 | Seg.3 | Seg.4 | Lap Time | km/h | Local Time |
| 1 | | 25.296 | 22.926 | | | 246,6 | |

Last Passing Point I3 at 15:16'16.615

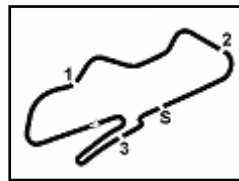
| 32° 23 M. SCHROETTER | | | | | | | |
|----------------------|-------|--------|--------|-------|----------|--------------|------------|
| Lap | Seg.1 | Seg.2 | Seg.3 | Seg.4 | Lap Time | km/h | Local Time |
| 1 | | 25.555 | 22.980 | | | 244,9 | |

Last Passing Point I3 at 15:16'17.080

14/07/2024 P = Pits In/Out - C = Lap Time Cancelled

These data/results cannot be reproduced, stored and/or transmitted in whole or in part by any manner of electronic, mechanical, photocopying, recording, broadcasting or otherwise now known or herein after developed without the previous express consent by the copyright owner, except for reproduction in daily press and regular printed publications on sale to the public within 60 days of the event related to those data/results and always provided that copyright symbol appears together as follows below.

© DORNA WSBK ORGANIZATION Srl 2024



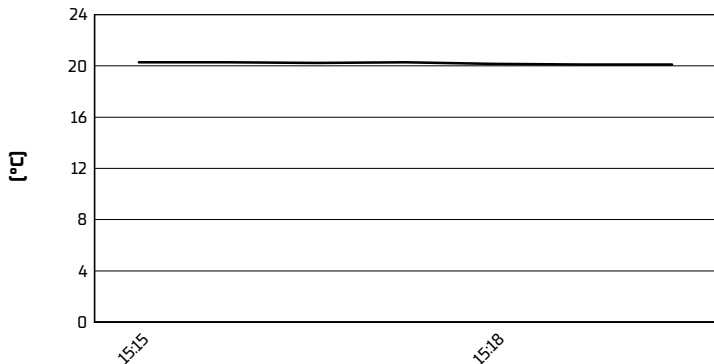
Donington Park 4.023 m

Prosecco DOC UK Round, 12-14 July 2024


Weather Report Race 2 - Red Flag

Session started 15:15 - Session ended 15:19


Air Temperature




Track Temperature



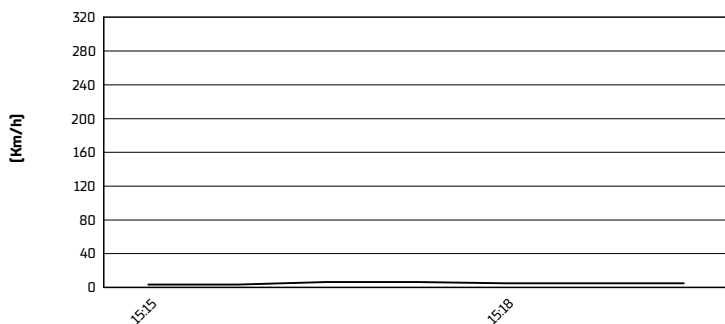
Air Pressure



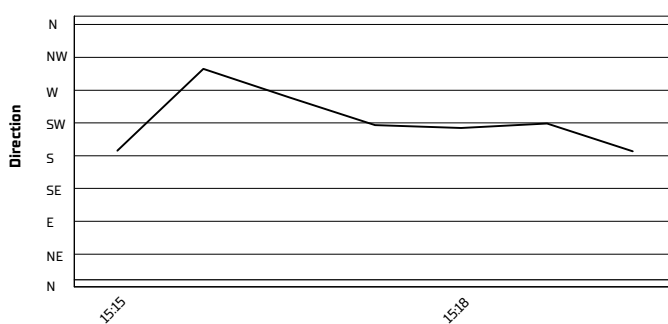
Humidity



Wind Speed



Wind Direction



14/07/2024

These data/results cannot be reproduced, stored and/or transmitted in whole or in part by any manner of electronic, mechanical, photocopying, recording, broadcasting or otherwise now known or herein after developed without the previous express consent by the copyright owner, except for reproduction in daily press and regular printed publications on sale to the public within 60 days of the event related to those data/results and always provided that copyright symbol appears together as follows below.

© DORNA WSBK ORGANIZATION Srl 2024