

Donington Park 4.023 m

Prosecco DOC UK Round, 12-14 July 2024
Chronological Analysis Race 2

Start at 15:38'10.049

1 / 4

1° 99 A. HUERTAS [1'28.688]							
Lap	Seg1	Seg2	Seg3	Seg4	Lap Time	km/h	Local Time
1		24.273	22.446	23.336	1'31.896	242,7	15:39'41.945
2	19.170	24.144	22.314	23.350	1'28.978	243,8	15:41'10.923
3	19.113	24.112	22.353	23.384	1'28.962	243,8	15:42'39.885
4	19.269	24.264	22.344	23.300	1'29.177	244,3	15:44'09.062
5	19.155	24.110	22.558	23.271	1'29.094	243,8	15:45'38.156
6	19.199	24.131	22.419	23.709	1'29.458	244,3	15:47'07.614
7	19.125	23.968	22.780	23.184	1'29.057	240,5	15:48'36.671
8	19.111	24.066	22.352	23.162	1'28.691	240,5	15:50'05.362
9	19.148	24.094	22.338	23.119	1'28.699	241,6	15:51'34.061
10	19.150	24.068	22.332	23.138	1'28.688	240,5	15:53'02.749
11	19.081	23.968	22.252	23.438	1'28.739	241,6	15:54'31.488
12	19.024	23.892	22.506	23.347	1'28.769	242,7	15:56'00.257

Race Time 17'50.208

2° 55 Y. MONTELLA [1'28.637]							
Lap	Seg1	Seg2	Seg3	Seg4	Lap Time	km/h	Local Time
1		24.307	22.402	23.357	1'31.735	240,0	15:39'41.784
2	19.208	24.106	22.367	23.199	1'28.880	241,1	15:41'10.664
3	19.172	24.157	22.395	23.307	1'29.031	240,0	15:42'39.695
4	19.330	24.269	22.340	23.227	1'29.166	240,5	15:44'08.861
5	19.187	24.134	22.382	23.377	1'29.080	240,5	15:45'37.941
6	19.220	24.176	22.495	23.342	1'29.233	240,5	15:47'07.174
7	19.078	24.103	22.458	23.279	1'28.918	240,5	15:48'36.092
8	19.056	24.116	22.330	23.241	1'28.743	241,6	15:50'04.835
9	18.993	24.139	22.338	23.204	1'28.674	240,5	15:51'33.509
10	19.059	24.079	22.383	23.116	1'28.637	240,0	15:53'02.146
11	18.938	24.150	22.467	23.242	1'28.797	240,0	15:54'30.943
12	19.109	24.009	22.525	23.132	1'28.775	240,0	15:55'59.718

Race Time 17'49.669 + 1.000Pen

3° 9 J. NAVARRO [1'28.872]							
Lap	Seg1	Seg2	Seg3	Seg4	Lap Time	km/h	Local Time
1		24.263	22.609	23.262	1'32.166	241,6	15:39'42.215
2	19.123	24.210	22.487	23.196	1'29.016	241,6	15:41'11.231
3	19.137	24.091	22.462	23.275	1'28.965	240,5	15:42'40.196
4	19.157	24.228	22.530	23.266	1'29.181	239,5	15:44'09.377
5	19.066	24.121	22.492	23.392	1'29.071	241,6	15:45'38.448
6	19.117	24.224	22.508	23.496	1'29.345	240,5	15:47'07.793
7	19.125	24.169	22.761	23.198	1'29.253	240,5	15:48'37.046
8	19.111	24.126	22.398	23.237	1'28.872	241,6	15:50'05.918
9	19.093	24.146	22.496	23.218	1'28.953	240,5	15:51'34.871
10	19.175	24.194	22.551	23.146	1'29.066	240,0	15:53'03.937
11	19.168	24.308	22.617	23.284	1'29.377	240,0	15:54'33.314
12	19.366	24.529	22.854	23.510	1'30.259	240,0	15:56'03.573

Race Time 17'53.524

4° 62 S. MANZI [1'28.948]							
Lap	Seg1	Seg2	Seg3	Seg4	Lap Time	km/h	Local Time
1		24.342	22.537	23.498	1'32.713	243,2	15:39'42.762
2	19.163	24.118	22.383	23.284	1'28.948	240,0	15:41'11.710
3	19.164	24.179	22.353	23.424	1'29.120	240,5	15:42'40.830
4	19.158	24.067	22.440	23.415	1'29.080	240,0	15:44'09.910
5	19.127	24.178	22.464	23.507	1'29.276	239,5	15:45'39.186
6	19.203	24.227	22.436	23.494	1'29.360	240,0	15:47'08.546
7	19.198	24.265	22.445	23.329	1'29.237	240,0	15:48'37.783
8	19.163	24.295	22.520	23.467	1'29.445	239,5	15:50'07.228
9	19.273	24.331	22.584	23.546	1'29.734	238,9	15:51'36.962
10	19.267	24.313	22.648	23.538	1'29.766	237,9	15:53'06.728
11	19.301	24.441	22.621	23.512	1'29.875	238,4	15:54'36.603
12	19.325	24.424	22.706	23.591	1'30.046	237,9	15:56'06.649

Race Time 17'56.600

5° 69 T. BOOTH-AMOS [1'29.146]							
Lap	Seg1	Seg2	Seg3	Seg4	Lap Time	km/h	Local Time
1							
2							

1		24.318	22.751	23.892	1'33.207	240,5	15:39'43.256
2	19.411	24.216	22.762	23.720	1'30.109	240,0	15:41'13.365
3	19.149	24.278	22.643	23.300	1'29.370	238,9	15:42'42.735
4	19.418	24.302	22.596	23.304	1'29.620	237,4	15:44'12.355
5	19.349	24.278	22.594	23.214	1'29.435	236,3	15:45'41.790
6	19.247	24.177	22.540	23.182	1'29.146	236,8	15:47'10.936
7	19.225	24.222	22.592	23.383	1'29.422	238,4	15:48'40.358
8	19.219	24.607	22.823	23.351	1'30.000	242,2	15:50'10.358
9	19.369	24.443	22.971	23.534	1'30.317	235,3	15:51'40.675
10	19.208	24.584	22.852	23.348	1'29.992	234,3	15:53'10.667
11	19.216	24.411	22.856	23.266	1'29.749	233,8	15:54'40.416
12	19.295	24.155	22.764	23.713	1'29.927	235,8	15:56'10.343

Race Time 18'00.294

6° 66 N. TUULI [1'29.531]							
Lap	Seg1	Seg2	Seg3	Seg4	Lap Time	km/h	Local Time
1		24.438	22.637	23.699	1'33.596	242,7	15:39'43.645
2	19.221	24.208	22.606	23.962	1'29.997	243,8	15:41'13.642
3	19.156	24.158	22.617	23.654	1'29.585	240,5	15:42'43.227
4	19.173	24.235	22.593	23.617	1'29.618	241,1	15:44'12.845
5	19.321	24.266	22.490	23.454	1'29.531	240,5	15:45'42.376
6	19.374	24.252	22.588	23.542	1'29.756	239,5	15:47'12.132
7	19.217	24.356	22.597	23.527	1'29.697	237,9	15:48'41.829
8	19.273	24.280	22.583	23.511	1'29.647	238,9	15:50'11.476
9	19.290	24.195	22.648	23.562	1'29.695	240,0	15:51'41.171
10	19.287	24.480	22.604	23.610	1'29.981	239,5	15:53'11.152
11	19.294	24.318	22.606	23.722	1'29.940	240,5	15:54'41.092
12	19.254	24.232	22.643	23.759	1'29.888	238,9	15:56'10.980

Race Time 18'00.931

7° 28 G. VAN STRAALEN [1'29.560]							
Lap	Seg1	Seg2	Seg3	Seg4	Lap Time	km/h	Local Time
1		24.769	22.680	24.012	1'34.695	243,2	15:39'44.744
2	19.338	24.171	22.575	23.886	1'29.970	242,2	15:41'14.714
3	19.310	24.310	22.630	23.526	1'29.776	245,5	15:42'44.490
4	19.263	24.244	22.508	24.212	1'30.227	242,2	15:44'14.717
5	19.302	24.213	22.666	23.487	1'29.668	240,0	15:45'44.385
6	19.144	24.252	22.796	23.368	1'29.560	243,8	15:47'13.945
7	19.444	24.203	22.552	23.554	1'29.753	241,6	15:48'43.698
8	19.236	24.397	22.657	23.553	1'29.843	241,6	15:50'13.541
9	19.369	24.331	22.640	23.455	1'29.795	237,4	15:51'43.336
10	19.372	24.244	22.849	23.471	1'29.936	236,3	15:53'13.272
11	19.364	24.571	22.799	23.499	1'30.233	236,8	15:54'43.505
12	19.331	24.178	22.834	23.550	1'29.893	235,3	15:56'13.398

Race Time 18'03.349

8° 53 V. DEBISE [1'29.329]							
Lap	Seg1	Seg2	Seg3	Seg4	Lap Time	km/h	Local Time
1		24.307	22.583	23.673	1'33.295	241,6	15:39'43.344
2	19.169	24.156	22.872	23.344	1'29.541	240,5	15:41'12.885
3	19.179	24.159	22.633	23.358	1'29.329	238,9	15:42'42.214
4	19.311	24.180	22.601	23.314	1'29.406	237,4	15:44'11.620
5	19.289	24.194	22.684	23.288	1'29.455	238,4	15:45'41.075
6	19.386	24.192	22.657	23.248	1'29.483	238,4	15:47'10.558
7	19.372	24.190	22.696	23.281	1'29.539	237,9	15:48'40.097
8	19.393	24.518	23.269	23.306	1'30.486	238,4	15:50'10.583
9	19.294	24.387	22.760	23.352	1'29.793	241,6	15:51'40.376
10	19.382	24.854	22.568	23.272	1'30.076	240,5	15:53'10.452
11	19.350	24.639	22.613	23.546	1'30.148	242,7	15:54'40.600
12	19.227	24.178	22.553	27.161	1'33.119	242,7	15:56'13.719

Race Time 18'03.670

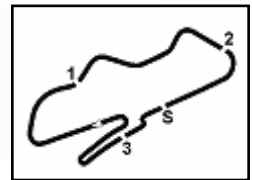
9° 32 D. BAYLISS [1'29.858]							
Lap	Seg1	Seg2	Seg3	Seg4	Lap Time	km/h	Local Time
1		24.561	22.595	23.832	1'33.880	242,7	15:39'43.929
2	19.428	24.285	22.439	23.740	1'29.892	240,5	15:41'13.821

14/07/2024 P = Pits In/Out - C = Lap Time Cancelled

These data/results cannot be reproduced, stored and/or transmitted in whole or in part by any manner of electronic, mechanical, photocopying, recording, broadcasting or otherwise now known or herein after developed without the previous express consent by the copyright owner, except for reproduction in daily press and regular printed publications on sale to the public within 60 days of the event related to those data/results and always provided that copyright symbol appears together as follows below.

© DORNA WSBK ORGANIZATION Srl 2024





Donington Park 4.023 m

Prosecco DOC UK Round, 12-14 July 2024
Chronological Analysis Race 2

Start at 15:38'10.049

2 / 4

Lap	Seg1	Seg2	Seg3	Seg4	Lap Time	km/h	Local Time
3	19.313	24.373	22.476	23.727	1'29.889	240,5	15:42'43.710
4	19.368	24.292	22.622	23.643	1'29.925	238,4	15:44'13.635
5	19.417	24.368	22.509	23.613	1'29.907	238,9	15:45'43.542
6	19.502	24.360	22.602	23.481	1'29.945	238,4	15:47'13.487
7	19.367	24.396	22.617	23.478	1'29.858	237,9	15:48'43.345
8	19.402	24.437	22.605	23.642	1'30.086	238,9	15:50'13.431
9	19.646	24.337	22.547	23.583	1'30.113	242,2	15:51'43.544
10	19.339	24.401	22.576	23.764	1'30.080	238,9	15:53'13.624
11	19.374	24.461	22.692	23.575	1'30.102	240,0	15:54'43.726
12	19.466	24.336	22.742	23.505	1'30.049	238,9	15:56'13.775

Race Time 18'03.726

10° 94 L. MAHIAS [1'29.527]							
Lap	Seg1	Seg2	Seg3	Seg4	Lap Time	km/h	Local Time
1		24.688	22.649	23.835	1'34.167	241,1	15:39'44.216
2	19.310	24.381	22.600	23.614	1'29.905	241,6	15:41'14.121
3	19.208	24.511	22.409	23.746	1'29.874	242,2	15:42'43.995
4	19.236	24.442	22.559	23.588	1'29.825	238,4	15:44'13.820
5	19.366	24.448	22.660	23.561	1'30.035	239,5	15:45'43.855
6	19.308	24.494	23.308	23.610	1'30.720	241,6	15:47'14.575
7	19.191	24.364	22.609	23.363	1'29.527	237,4	15:48'44.102
8	19.273	24.439	22.576	23.465	1'29.753	238,4	15:50'13.855
9	19.365	24.491	22.684	23.485	1'30.025	237,9	15:51'43.880
10	19.249	24.528	22.662	23.473	1'29.912	237,4	15:53'13.792
11	19.354	24.606	22.661	23.716	1'30.337	238,9	15:54'44.129
12	19.420	24.431	22.605	23.655	1'30.111	237,4	15:56'14.240

Race Time 18'04.191

11° 23 M. SCHROETTER [1'29.899]							
Lap	Seg1	Seg2	Seg3	Seg4	Lap Time	km/h	Local Time
1		24.861	22.709	24.022	1'35.120	241,6	15:39'45.169
2	19.438	24.519	22.693	23.586	1'30.236	242,7	15:41'15.405
3	19.268	24.498	22.630	23.770	1'30.166	242,2	15:42'45.571
4	19.232	24.575	22.696	23.528	1'30.031	241,1	15:44'15.602
5	19.317	24.499	22.780	23.454	1'30.050	240,0	15:45'45.652
6	19.326	24.457	22.900	23.448	1'30.131	240,0	15:47'15.783
7	19.304	24.448	22.690	23.457	1'29.899	241,1	15:48'45.682
8	19.328	24.637	22.735	23.432	1'30.132	240,0	15:50'15.814
9	19.386	24.597	22.821	23.461	1'30.265	240,0	15:51'46.079
10	19.410	24.632	22.772	23.456	1'30.270	239,5	15:53'16.349
11	19.350	24.702	22.760	23.516	1'30.328	239,5	15:54'46.677
12	19.379	24.688	22.899	23.713	1'30.679	238,9	15:56'17.356

Race Time 18'07.307

12° 61 C. ONCI [1'30.093]							
Lap	Seg1	Seg2	Seg3	Seg4	Lap Time	km/h	Local Time
1		24.730	22.594	23.929	1'34.409	242,7	15:39'44.458
2	19.431	24.171	22.708	23.783	1'30.093	242,7	15:41'14.551
3	19.344	24.305	22.827	23.909	1'30.385	241,6	15:42'44.936
4	19.544	24.484	22.738	23.777	1'30.543	236,8	15:44'15.479
5	19.691	24.674	22.750	23.776	1'30.891	239,5	15:45'46.370
6	19.445	24.535	22.782	23.788	1'30.550	237,9	15:47'16.920
7	19.659	24.574	22.778	23.683	1'30.694	236,8	15:48'47.614
8	19.521	24.680	22.761	23.797	1'30.759	236,8	15:50'18.373
9	19.595	25.442	22.978	23.783	1'31.798	235,3	15:51'50.171
10	19.862	25.119	22.857	23.975	1'31.813	238,4	15:53'21.984
11	19.714	24.809	22.675	23.688	1'30.886	240,0	15:54'52.870
12	19.670	24.488	22.830	23.468	1'30.456	234,3	15:56'23.326

Race Time 18'13.277

13° 40 S. CORSI [1'30.381]							
Lap	Seg1	Seg2	Seg3	Seg4	Lap Time	km/h	Local Time
1		25.042	22.751	24.026	1'35.917	244,9	15:39'45.966
2	19.498	24.576	22.775	23.594	1'30.443	240,5	15:41'16.409
3	19.465	24.614	22.790	23.637	1'30.506	240,0	15:42'46.915
4	19.471	24.543	22.861	23.506	1'30.381	240,0	15:44'17.296

14° 7 L. BALDASSARRI [1'30.325]								
Lap	Seg1	Seg2	Seg3	Seg4	Lap Time	km/h	Local Time	
1			25.466	23.230	24.186	1'37.331	241,6	15:39'47.380
2	19.302		24.606	22.803	24.008	1'30.719	239,5	15:41'18.099
3	19.423		24.564	22.860	23.658	1'30.505	236,3	15:42'48.604
4	19.355		24.652	22.965	23.831	1'30.803	240,0	15:44'19.407
5	19.340		24.686	22.944	23.540	1'30.510	240,0	15:45'49.917
6	19.453		24.672	22.816	23.580	1'30.521	235,3	15:47'20.438
7	19.449		24.533	22.888	23.500	1'30.370	234,3	15:48'50.808
8	19.354		24.559	22.895	23.698	1'30.506	234,8	15:50'21.314
9	19.343		24.604	22.914	24.435	1'31.296	236,8	15:51'52.610
10	19.339		24.530	22.813	23.643	1'30.325	236,8	15:53'22.935
11	19.378		24.596	22.825	23.758	1'30.557	238,4	15:54'53.492
12	19.532		24.667	22.783	23.594	1'30.576	236,8	15:56'24.068

Race Time 18'14.019

15° 64 F. CARICASULO [1'30.055]								
Lap	Seg1	Seg2	Seg3	Seg4	Lap Time	km/h	Local Time	
1			24.758	22.651	24.080	1'34.879	242,2	15:39'44.928
2	19.406		24.524	22.501	23.624	1'30.055	242,7	15:41'14.983
3	19.422		24.406	22.646	24.244	1'30.718	243,2	15:42'45.701
4	19.342		24.571	22.881	23.663	1'30.457	242,7	15:44'16.158
5	19.412		24.613	22.987	23.640	1'30.652	241,1	15:45'46.810
6	19.429		24.656	22.706	23.754	1'30.545	242,2	15:47'17.355
7	19.557		24.750	22.826	23.676	1'30.809	240,0	15:48'48.164
8	19.594		24.694	22.783	23.688	1'30.759	241,6	15:50'18.923
9	19.610		25.128	23.412	23.636	1'31.786	242,2	15:51'50.709
10	19.620		25.082	22.885	23.993	1'31.580	241,1	15:53'22.289
11	19.623		24.779	22.867	23.689	1'30.958	242,7	15:54'53.247
12	19.676		25.074	22.969	23.822	1'31.541	238,9	15:56'24.788

Race Time 18'14.739

16° 5 N. ANTONELLI [1'30.465]								
Lap	Seg1	Seg2	Seg3	Seg4	Lap Time	km/h	Local Time	
1			24.923	22.914	23.905	1'35.450	242,7	15:39'45.499
2	19.494		24.561	22.889	23.659	1'30.603	243,2	15:41'16.102
3	19.400		24.635	22.836	23.675	1'30.546	241,1	15:42'46.648
4	19.381		24.534	23.090	23.878	1'30.883	240,5	15:44'17.531
5	19.500		24.769	22.886	23.565	1'30.720	243,8	15:45'48.251
6	19.441		24.631	22.847	23.546	1'30.465	243,8	15:47'18.716
7	19.454		24.553	22.975	23.674	1'30.656	245,5	15:48'49.372
8	19.474		24.638	22.917	23.608	1'30.637	241,6	15:50'20.009
9	19.557		24.773	23.735	23.558	1'31.623	240,5	15:51'51.632
10	19.558		24.766	22.935	23.667	1'30.926	242,2	15:53'22.558
11	19.672		24.941	22.963	23.693	1'31.269	243,8	15:54'53.827
12	19.600		24.755	23.037	23.687	1'31.079	242,7	15:56'24.906

Race Time 18'14.857

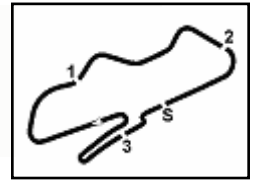
17° 74 P. BIESIEKIRSKI [1'30.366]								
Lap	Seg1	Seg2	Seg3	Seg4	Lap Time	km/h	Local Time	
1			25.095	23.050	24.065	1'36.081	242,2	15:39'46.130
2	19.596		24.760	23.033	23.542	1'30.931	241,1	15:41'17.061
3	19.654		24.698	22.861	23.705	1'30.918	240,5	15:42'47.979
4	19.618		24.720	22.990	23.634	1'30.962	238,9	15:44'18.941
5	19.580		24.780	23.148	23.859	1'31.367	240,0	15:45'50.308
6	19.586		24.648	22.870	23.576	1'30.680	240,0	15:47'20.988

14/07/2024 P = Pits In/Out - C = Lap Time Cancelled

These data/results cannot be reproduced, stored and/or transmitted in whole or in part by any manner of electronic, mechanical, photocopying, recording, broadcasting or otherwise now known or herein after developed without the previous express consent by the copyright owner, except for reproduction in daily press and regular printed publications on sale to the public within 60 days of the event related to those data/results and always provided that copyright symbol appears together as follows below.

© DORNA WSBK ORGANIZATION Srl 2024





Donington Park 4.023 m

Prosecco DOC UK Round, 12-14 July 2024
Chronological Analysis Race 2

Start at 15:38'10.049

3 / 4

7	19.556	24.690	22.892	23.447	1'30.585	240,0	15:48'51.573	9	19.648	24.854	23.050	23.792	1'31.344	234,8	15:52'04.097
8	19.501	24.494	22.796	23.575	1'30.366	240,0	15:50'21.939	10	19.657	25.225	23.152	23.812	1'31.846	234,8	15:53'35.943
9	19.495	24.605	22.854	23.506	1'30.460	239,5	15:51'52.399	11	19.653	25.078	23.068	23.912	1'31.711	235,3	15:55'07.654
10	19.452	24.941	22.785	23.645	1'30.823	241,6	15:53'23.222	12	19.759	24.926	23.113	23.906	1'31.704	234,8	15:56'39.358
11	19.642	24.650	22.849	23.796	1'30.937	242,2	15:54'54.159								
12	19.650	24.778	22.895	23.711	1'31.034	243,2	15:56'25.193								

Race Time 18'29.309

Race Time 18'15.144

18° 68 L. POWER [1'30.656]							
Lap	Seg1	Seg2	Seg3	Seg4	Lap Time	km/h	Local Time
1		25.651	23.012	24.363	1'37.765	243,8	15:39'47.814
2	19.505	24.727	22.862	23.939	1'31.033	242,7	15:41'18.847
3	19.381	24.653	22.842	23.933	1'30.809	241,1	15:42'49.656
4	19.493	24.621	22.862	23.680	1'30.656	240,0	15:44'20.312
5	19.508	24.840	22.812	24.124	1'31.284	238,9	15:45'51.596
6	19.526	24.726	22.866	23.805	1'30.943	237,9	15:47'22.539
7	19.475	24.730	22.848	23.791	1'30.844	237,9	15:48'53.383
8	19.497	24.610	22.874	23.750	1'30.731	237,9	15:50'24.114
9	19.458	24.762	22.911	23.702	1'30.833	238,4	15:51'54.947
10	19.604	24.825	23.097	23.789	1'31.315	236,3	15:53'26.262
11	19.512	24.816	22.942	23.951	1'31.221	235,3	15:54'57.483
12	19.644	24.861	23.050	23.811	1'31.366	236,8	15:56'28.849

Race Time 18'18.800

19° 15 E. MCMANUS [1'30.978]							
Lap	Seg1	Seg2	Seg3	Seg4	Lap Time	km/h	Local Time
1		25.204	23.831	24.270	1'37.659	243,2	15:39'47.708
2	19.468	24.769	22.916	24.130	1'31.283	243,2	15:41'18.991
3	19.405	24.802	22.773	24.054	1'31.034	242,7	15:42'50.025
4	19.567	24.799	22.954	23.796	1'31.116	239,5	15:44'21.141
5	19.502	24.821	22.786	24.048	1'31.157	238,9	15:45'52.298
6	19.529	24.821	22.849	23.811	1'31.010	238,4	15:47'23.308
7	19.576	24.842	22.820	23.806	1'31.044	237,4	15:48'54.352
8	19.573	24.721	22.955	23.753	1'31.002	237,4	15:50'25.354
9	19.517	25.024	22.890	23.860	1'31.291	236,3	15:51'56.645
10	19.585	24.758	23.019	23.665	1'31.027	236,3	15:53'27.672
11	19.538	24.824	22.867	23.749	1'30.978	236,3	15:54'58.650
12	19.650	24.780	23.090	23.752	1'31.272	237,4	15:56'29.922

Race Time 18'19.873

20° 50 O. VOSTATEK [1'30.942]							
Lap	Seg1	Seg2	Seg3	Seg4	Lap Time	km/h	Local Time
1		25.950	23.252	24.572	1'38.099	241,1	15:39'48.148
2	19.616	24.913	23.375	23.541	1'31.445	242,2	15:41'19.593
3	19.569	24.675	23.018	23.690	1'30.952	238,4	15:42'50.545
4	19.555	24.757	22.974	23.715	1'31.001	238,4	15:44'21.546
5	19.527	24.777	22.988	23.925	1'31.217	240,0	15:45'52.763
6	19.571	24.689	22.944	23.738	1'30.942	237,9	15:47'23.705
7	19.700	24.678	22.946	23.686	1'31.010	238,9	15:48'54.715
8	19.621	24.777	23.073	23.795	1'31.266	239,5	15:50'25.981
9	19.582	25.012	23.061	23.752	1'31.407	236,3	15:51'57.388
10	19.639	24.741	23.066	23.859	1'31.305	236,8	15:53'28.693
11	19.534	24.704	23.083	23.798	1'31.119	236,3	15:54'59.812
12	19.656	24.814	23.192	23.885	1'31.547	236,3	15:56'31.359

Race Time 18'21.310

21° 25 M. BRENNER [1'30.891]							
Lap	Seg1	Seg2	Seg3	Seg4	Lap Time	km/h	Local Time
1		25.752	23.273	24.020	1'37.035	241,1	15:39'47.084
2	19.426	24.564	23.068	23.833	1'30.891	240,0	15:41'17.975
3	19.316	24.846	23.063	23.884	1'31.109	240,5	15:42'49.084
4	19.320	24.798	22.850	24.648	1'31.616	237,9	15:44'20.700
5	24.522	26.034	23.141	23.897	1'37.594	236,8	15:45'58.294
6	19.596	24.686	23.064	23.976	1'31.322	237,4	15:47'29.616
7	19.805	25.059	22.982	23.826	1'31.672	238,4	15:49'01.288
8	19.620	25.038	23.078	23.729	1'31.465	235,3	15:50'32.753

14/07/2024 P = Pits In/Out - C = Lap Time Cancelled

These data/results cannot be reproduced, stored and/or transmitted in whole or in part by any manner of electronic, mechanical, photocopying, recording, broadcasting or otherwise now known or herein after developed without the previous express consent by the copyright owner, except for reproduction in daily press and regular printed publications on sale to the public within 60 days of the event related to those data/results and always provided that copyright symbol appears together as follows below.

© DORNA WSBK ORGANIZATION Srl 2024

22° 3 R. DE ROSA [1'31.748]							
Lap	Seg1	Seg2	Seg3	Seg4	Lap Time	km/h	Local Time
1		25.794	23.378	24.394	1'38.613	237,4	15:39'48.662
2	19.712	25.029	23.240	24.068	1'32.049	236,8	15:41'20.711
3	19.742	24.795	23.194	24.017	1'31.748	232,8	15:42'52.459
4	19.855	24.903	23.297	23.958	1'32.013	230,8	15:44'24.472
5	20.046	24.952	23.289	24.001	1'32.288	229,8	15:45'56.760
6	19.894	25.054	23.469	24.102	1'32.519	229,3	15:47'29.279
7	19.934	25.053	23.598	24.090	1'32.675	228,3	15:49'01.954
8	22.751	25.417	23.527	24.058	1'35.753	228,8	15:50'37.707
9	20.109	25.021	23.370	24.080	1'32.580	228,3	15:52'10.287
10	20.066	25.167	23.546	24.132	1'32.911	226,9	15:53'43.198
11	20.023	25.001	23.464	24.058	1'32.546	227,4	15:55'15.744
12	20.004	25.113	23.467	24.110	1'32.694	227,8	15:56'48.438

Race Time 18'38.389

23° 89 K. BIN PAWI [1'30.988]							
Lap	Seg1	Seg2	Seg3	Seg4	Lap Time	km/h	Local Time
1		25.929	23.050	24.627	1'38.267	240,5	15:39'48.316
2	19.840	25.034	23.072	23.663	1'31.609	239,5	15:41'19.925
3	19.599	24.911	22.859	23.619	1'30.988	237,9	15:42'50.913
4	19.613	24.908	23.036	23.573	1'31.130	236,8	15:44'22.043
5	19.591	24.970	22.937	23.642	1'31.140	237,4	15:45'53.183
6	19.711	24.901	22.916	43.753	1'51.281	237,9	15:47'44.464
7	21.491	26.703	23.489	23.919	1'35.602	230,8	15:49'20.066
8	19.882	25.326	23.340	23.808	1'32.356	230,8	15:50'52.422
9	19.811	25.402	23.332	23.757	1'32.302	230,8	15:52'24.724
10	19.906	25.500	23.314	23.740	1'32.460	230,3	15:53'57.184
11	19.637	25.362	23.256	23.772	1'32.027	230,3	15:55'29.211
12	19.820	25.195	23.226	23.734	1'31.975	230,3	15:57'01.186

Race Time 18'51.137

24° 71 T. EDWARDS [1'31.023]							
Lap	Seg1	Seg2	Seg3	Seg4	Lap Time	km/h	Local Time
1		25.234	23.297	24.273	2'32.684	235,3	15:40'42.733
2	19.666	24.787	23.230	24.211	1'31.894	238,4	15:42'14.627
3	19.605	24.884	23.179	24.121	1'31.789	237,9	15:43'46.416
4	19.628	24.679	23.297	24.075	1'31.679	237,4	15:45'18.095
5	19.676	24.788	23.201	24.178	1'31.843	236,8	15:46'49.938
6	19.575	24.799	23.038	23.834	1'31.246	237,9	15:48'21.184
7	19.556	24.649	23.028	23.900	1'31.133	238,4	15:49'52.317
8	19.590	25.039	22.949	24.094	1'31.672	238,4	15:51'23.989
9	19.679	24.780	23.207	23.826	1'31.492	237,9	15:52'55.481
10	19.491	24.740	23.035	23.757	1'31.023	237,9	15:54'26.504
11	19.601	24.855	24.393	25.729	1'34.578	224,1	15:56'01.082

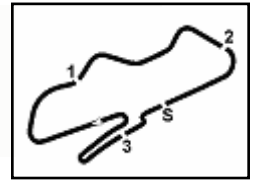
Race Time 17'51.033

RET 27 K. TOBA [1'30.811]							
Lap	Seg1	Seg2	Seg3	Seg4	Lap Time	km/h	Local Time
1		25.159	23.562	23.739	1'36.662	240,5	15:39'46.711
2	19.469	24.728	23.105	23.568	1'30.870	237,9	15:41'17.581
3	19.472	24.494	22.977	23.868	1'30.811	240,5	15:42'48.392
4	19.475	24.619	23.028	23.697	1'30.819	240,5	15:44'19.211
5	19.462	24.901	23.052	1'00.456	2'07.871P	240,0	15:46'27.082

Race Time 8'17.033

RET 19 G. GIANNINI [1'30.693]							
Lap	Seg1	Seg2	Seg3	Seg4	Lap Time	km/h	Local Time
1		25.375	23.198	24.044	1'37.239	243,2	15:39'47.288
2	19.646	24.861	22.969	23.813	1'31.289	238,4	15:41'18.577
3	19.459	24.590	22.667	23.977	1'30.693	242,2	15:42'49.270





**Prosecco DOC UK Round, 12-14 July 2024
Chronological Analysis Race 2**

Start at 15:38'10.049

4	19.480	24.662	22.698	23.921	1'30.761	236,3	15:44'20.031
5	19.599	24.839	22.797			235,3	

Race Time 6'09.982

RET **54 B. SOFUOGLU [1'29.012]**

Lap	Seg.1	Seg.2	Seg.3	Seg.4	Lap Time	km/h	Local Time
1		24.373	22.476	23.664	1'32.990	243,2	15:39'43.039
2	19.039	24.204	22.390	23.379	1'29.012	243,2	15:41'12.051
3	19.031	24.189	22.437			242,7	

Race Time 3'02.002

RET **51 A. SARMOON**

Lap	Seg.1	Seg.2	Seg.3	Seg.4	Lap Time	km/h	Local Time
1		26.522	22.845	24.097	1'37.973	242,7	15:39'48.022
2	19.531	24.599				241,1	

Race Time 1'37.973

14/07/2024 P = Pits In/Dut - C = Lap Time Cancelled

These data/results cannot be reproduced, stored and/or transmitted in whole or in part by any manner of electronic, mechanical, photocopying, recording, broadcasting or otherwise now known or herein after developed without the previous express consent by the copyright owner, except for reproduction in daily press and regular printed publications on sale to the public within 60 days of the event related to those data/results and always provided that copyright symbol appears together as follows below.

© DORNA WSBK ORGANIZATION Srl 2024