

Prosecco DOC UK Round, 12-14 July 2024
Results Warm Up 1

| No. | Rider | Nat | Team | Bike | Class | Time | Gap | Rel. | Laps | Speed | |
|-----|---------------------------|-----|----------------------------------|------------------------------|-------|-----------------|-------|-------|------|---------|--------------|
| | | | | | | | | | | Avg | Max |
| 1 | 62 S. MANZI | ITA | Pata Yamaha Ten Kate Racing | Yamaha YZF R6 | | 1'29.578 | | | 6 | 161,678 | 242,2 |
| 2 | 99 A. HUERTAS | ESP | Aruba.it Racing WorldSSP Team | Ducati Panigale V2 | | 1'29.689 | 0.111 | 0.111 | 6 | 161,478 | 243,2 |
| 3 | 9 J. NAVARRO | ESP | Orelac Racing Verdnatura | Ducati Panigale V2 | | 1'29.833 | 0.255 | 0.144 | 6 | 161,219 | 243,2 |
| 4 | 55 Y. MONTELLA | ITA | Barni Spark Racing Team | Ducati Panigale V2 | | 1'29.991 | 0.413 | 0.158 | 6 | 160,936 | 241,1 |
| 5 | 53 V. DEBISE | FRA | Evan Bros. WorldSSP Yamaha Team | Yamaha YZF R6 | | 1'30.002 | 0.424 | 0.011 | 6 | 160,916 | 241,6 |
| 6 | 69 T. BOOTH-AMOS | GBR | PTR Triumph | Triumph Street Triple RS 765 | | 1'30.187 | 0.609 | 0.185 | 5 | 160,586 | 235,8 |
| 7 | 94 L. MAHIAS | FRA | GMT94 Yamaha | Yamaha YZF R6 | | 1'30.314 | 0.736 | 0.127 | 6 | 160,361 | 235,3 |
| 8 | 64 F. CARICASULO | ITA | Motozoo ME AIR Racing | MV Agusta F3 800 RR | | 1'30.354 | 0.776 | 0.040 | 6 | 160,290 | 241,6 |
| 9 | 66 N. TUULI | FIN | EAB Racing Team | Ducati Panigale V2 | | 1'30.415 | 0.837 | 0.061 | 6 | 160,181 | 245,5 |
| 10 | 32 O. BAYLISS | AUS | D34G Racing WorldSSP Team | Ducati Panigale V2 | | 1'30.516 | 0.938 | 0.101 | 6 | 160,003 | 239,5 |
| 11 | 61 C. ONCU | TUR | Kawasaki Puccetti Racing | Kawasaki ZX-6R | | 1'30.561 | 0.983 | 0.045 | 6 | 159,923 | 240,5 |
| 12 | 51 A. SARMOON | THA | Yamaha Thailand Racing Team | Yamaha YZF R6 | | 1'30.844 | 1.266 | 0.283 | 6 | 159,425 | 240,0 |
| 13 | 23 M. SCHROETTER | GER | MV Agusta Reparto Corse | MV Agusta F3 800 RR | | 1'30.873 | 1.295 | 0.029 | 6 | 159,374 | 244,9 |
| 14 | 40 S. CORSI | ITA | Renzi Corse | Ducati Panigale V2 | * | 1'31.109 | 1.531 | 0.236 | 6 | 158,961 | 239,5 |
| 15 | 54 B. SOFUOGLU | TUR | MV Agusta Reparto Corse | MV Agusta F3 800 RR | | 1'31.170 | 1.592 | 0.061 | 6 | 158,855 | 238,4 |
| 16 | 39 K. KEANKUM | THA | Yamaha Thailand Racing Team | Yamaha YZF R6 | | 1'31.205 | 1.627 | 0.035 | 6 | 158,794 | 237,9 |
| 17 | 15 E. MCMANUS | IRL | Rokit Haslam Racing | Ducati Panigale V2 | | 1'31.209 | 1.631 | 0.004 | 6 | 158,787 | 242,2 |
| 18 | 28 G. VAN STRAALEN | NED | Pata Yamaha Ten Kate Racing | Yamaha YZF R6 | | 1'31.221 | 1.643 | 0.012 | 6 | 158,766 | 237,9 |
| 19 | 71 T. EDWARDS | AUS | D34G Racing WorldSSP Team | Ducati Panigale V2 | * | 1'31.234 | 1.656 | 0.013 | 6 | 158,743 | 238,9 |
| 20 | 74 P. BIESIEKIRSKI | POL | Ecosantagata Althea Racing Team | Ducati Panigale V2 | | 1'31.387 | 1.809 | 0.153 | 6 | 158,478 | 244,3 |
| 21 | 27 K. TOBA | JPN | PETRONAS MIE Racing Honda | Honda CBR600RR | | 1'31.406 | 1.828 | 0.019 | 6 | 158,445 | 237,4 |
| 22 | 7 L. BALDASSARRI | ITA | WRP-RT Motorsport by SKM-Triumph | Triumph Street Triple RS 765 | | 1'31.417 | 1.839 | 0.011 | 6 | 158,426 | 237,4 |
| 23 | 25 M. BRENNER | SUI | VIAMO Racing by MTM | Kawasaki ZX-6R | | 1'31.424 | 1.846 | 0.007 | 6 | 158,414 | 237,9 |
| 24 | 17 J. MCPHEE | GBR | WRP-RT Motorsport by SKM-Triumph | Triumph Street Triple RS 765 | | 1'31.468 | 1.890 | 0.044 | 6 | 158,337 | 241,6 |
| 25 | 50 O. VOSTATEK | CZE | PTR Triumph | Triumph Street Triple RS 765 | | 1'31.490 | 1.912 | 0.022 | 5 | 158,299 | 235,8 |
| 26 | 5 N. ANTONELLI | ITA | Ecosantagata Althea Racing Team | Ducati Panigale V2 | | 1'31.503 | 1.925 | 0.013 | 5 | 158,277 | 240,5 |
| 27 | 22 F. FULIGNI | ITA | Orelac Racing Verdnatura | Ducati Panigale V2 | * | 1'31.503 | 1.925 | 0.000 | 6 | 158,277 | 238,9 |
| 28 | 19 G. GIANNINI | ITA | Team ProDina Kawasaki | Kawasaki ZX-6R | * | 1'31.513 | 1.935 | 0.010 | 1 | 158,259 | |
| 29 | 89 K. BIN PAWI | MAS | PETRONAS MIE Racing Honda | Honda CBR600RR | | 1'31.701 | 2.123 | 0.188 | 6 | 157,935 | 242,7 |
| 30 | 12 T. TOMS | GBR | R&R Racing | Yamaha YZF R6 | | 1'31.915 | 2.337 | 0.214 | 6 | 157,567 | 235,3 |
| 31 | 3 R. DE ROSA | ITA | QJMOTOR Factory Racing | QJMOTOR SRK 800 RR | * | 1'32.360 | 2.782 | 0.445 | 6 | 156,808 | 230,8 |
| 32 | 68 L. POWER | AUS | Motozoo ME AIR Racing | MV Agusta F3 800 RR | * | 1'32.721 | 3.143 | 0.361 | 6 | 156,198 | 239,5 |

* WorldSSP Challenge


| | | | | |
|-------|------------|-----|-------|------|
| AIR | Humidity: | 70% | Temp: | 15°C |
| TRACK | Condition: | Dry | Temp: | 19°C |

| | | | | | | |
|---------|-----------|-------|----------------|----------|---------|------|
| Records | Pole | [SP] | 2024 A.Huertas | 1'28.322 | 163,980 | Km/h |
| | Race | [RC2] | 2023 N.Bulega | 1'29.018 | 162,700 | Km/h |
| | All Times | [SP] | 2024 A.Huertas | 1'28.322 | 163,980 | Km/h |

Start 09:50 End 10:03 The results are provisional until the end of the time limit for protests and appeals and the completion of the technical checks.

These data/results cannot be reproduced, stored and/or transmitted in whole or in part by any manner of electronic, mechanical, photocopying, recording, broadcasting or otherwise now known or herein after developed without the previous express consent by the copyright owner, except for reproduction in daily press and regular printed publications on sale to the public within 60 days of the event related to those data/results and always provided that copyright symbol appears together as follows below.

© DORNA WSBK ORGANIZATION Srl 2024



Prosecco DOC UK Round, 12-14 July 2024
Results Warm Up 1

Session Highlights

| Local Time | No. Rider | Description |
|------------|--------------------------------|-----------------------------------------------------------------------|
| 09.47.37 | | Official Ambient Temperature: 15.7 degrees |
| 09.50.00 | | Start of Session |
| 09.50.08 | | WorldSSP Pit Intervention Time: 1min 3secs |
| 09.52.51 | 50 O. VOSTATEK | #50 Lap Cancelled (First Lap) - Course Cutting - Turn 9 |
| 09.53.08 | 15 E. MCMANUS | #15 On Asphalt - Rejoined - Turn 11 |
| 09.53.32 | 64 F. CARICASULO | #64 Lap Cancelled [1'39.379] - Course Cutting - Turn 9 |
| 09.54.25 | 22 F. FULIGNI | #22 check racelink gps |
| 09.54.50 | 19 G. GIANNINI | #19 Crashed - Turn 11 |
| 09.57.26 | 69 T. BOOTH-AMOS | #69 Lap Cancelled [1'30.719] - Exceeded Track Limits - Turn 9 |
| 09.58.14 | 5 N. ANTONELLI | #5 Crashed - Turn 12 |
| 09.58.45 | 5 N. ANTONELLI | #5 Rejoined |
| 09.59.10 | 5 N. ANTONELLI | #5 BLACK FLAG - Crashed during practice and not entered into pit lane |
| 10.00.56 | 39 K. KEANKUM | #39 Lap Cancelled [1'32.702] - Yellow Flag - Turn 12 |
| 10.01.01 | 94 L. MAHIAS | #94 Lap Cancelled [1'30.976] - Yellow Flag - Turn 12 |
| 10.01.06 | 25 M. BRENNER | #25 Lap Cancelled [1'31.122] - Yellow Flag - Turn 12 |
| 10.01.11 | 62 S. MANZI | #62 Lap Cancelled [1'29.545] - Yellow Flag - Turn 12 |
| 10.01.16 | 50 O. VOSTATEK | #50 Lap Cancelled [1'31.674] - Yellow Flag - Turn 12 |
| 10.01.21 | 61 C. ONCU | #61 Lap Cancelled [1'32.693] - Exceeded Track Limits - Turn 10 |
| 10.01.41 | 66 N. TUULI | #66 Lap Cancelled [1'31.076] - Exceeded Track Limits - Turn 9 |
| 10.01.42 | 25 M. BRENNER | #25 Lap Cancelled [1'33.953] - Course Cutting - Turn 9 |
| 10.03.50 | | End of Session |

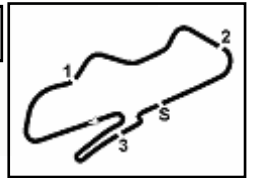
Fastest Laps Sequence

| No. | Rider | Nat | Team | Bike | Local Time | Time | Gap | Avg |
|-----------|--------------------|-----|-------------------------------|---------------------|--------------|-----------------|--------|---------|
| 54 | B. SOFUOGLU | TUR | MV Agusta Reparto Corse | MV Agusta F3 800 RR | 09:53'08.006 | 1'31.190 | | 158,820 |
| 55 | Y. MONTELLA | ITA | Barni Spark Racing Team | Ducati Panigale V2 | 09:53'08.322 | 1'29.991 | -1.199 | 160,936 |
| 9 | J. NAVARRO | ESP | Orelac Racing Verdndatura | Ducati Panigale V2 | 09:54'57.005 | 1'29.893 | -0.098 | 161,112 |
| 62 | S. MANZI | ITA | Pata Yamaha Ten Kate Racing | Yamaha YZF R6 | 09:56'57.170 | 1'29.797 | -0.096 | 161,284 |
| 99 | A. HUERTAS | ESP | Aruba.it Racing WorldSSP Team | Ducati Panigale V2 | 09:59'20.564 | 1'29.689 | -0.108 | 161,478 |
| 62 | S. MANZI | ITA | Pata Yamaha Ten Kate Racing | Yamaha YZF R6 | 09:59'56.293 | 1'29.578 | -0.111 | 161,678 |

13/07/2024 Start 09:50 End 10:03 The results are provisional until the end of the time limit for protests and appeals and the completion of the technical checks.

These data/results cannot be reproduced, stored and/or transmitted in whole or in part by any manner of electronic, mechanical, photocopying, recording, broadcasting or otherwise now known or herein after developed without the previous express consent by the copyright owner, except for reproduction in daily press and regular printed publications on sale to the public within 60 days of the event related to those data/results and always provided that copyright symbol appears together as follows below.

© DORNA WSBK ORGANIZATION Srl 2024



Prosecco DOC UK Round, 12-14 July 2024
Best Sectors & Speed Warm Up 1

| BEST LAP | | |
|----------|---------------------|---------------------------------------|
| 1 | 62 S. MANZI | Yamaha YZF R6 1'29.578 |
| 2 | 99 A. HUERTAS | Ducati Panigale V2 1'29.689 |
| 3 | 9 J. NAVARRO | Ducati Panigale V2 1'29.833 |
| 4 | 55 Y. MONTELLA | Ducati Panigale V2 1'29.991 |
| 5 | 53 V. DEBISE | Yamaha YZF R6 1'30.002 |
| 6 | 69 T. BOOTH-AMOS | Triumph Street Triple RS 765 1'30.187 |
| 7 | 94 L. MAHIAS | Yamaha YZF R6 1'30.314 |
| 8 | 64 F. CARICASULO | MV Agusta F3 800 RR 1'30.354 |
| 9 | 66 N. TUULI | Ducati Panigale V2 1'30.415 |
| 10 | 32 D. BAYLISS | Ducati Panigale V2 1'30.516 |
| 11 | 61 C. ONCU | Kawasaki ZX-6R 1'30.561 |
| 12 | 51 A. SARMOON | Yamaha YZF R6 1'30.844 |
| 13 | 23 M. SCHROETTER | MV Agusta F3 800 RR 1'30.873 |
| 14 | 40 S. CORSI | Ducati Panigale V2 1'31.109 |
| 15 | 54 B. SOFUOGLU | MV Agusta F3 800 RR 1'31.170 |
| 16 | 39 K. KEANKUM | Yamaha YZF R6 1'31.205 |
| 17 | 15 E. MCMANUS | Ducati Panigale V2 1'31.209 |
| 18 | 28 G. VAN STRAALLEN | Yamaha YZF R6 1'31.221 |
| 19 | 71 T. EDWARDS | Ducati Panigale V2 1'31.234 |
| 20 | 74 P. BIESIEKIRSKI | Ducati Panigale V2 1'31.387 |
| 21 | 27 K. TOBA | Honda CBR600RR 1'31.406 |
| 22 | 7 L. BALDASSARRI | Triumph Street Triple RS 765 1'31.417 |
| 23 | 25 M. BRENNER | Kawasaki ZX-6R 1'31.424 |
| 24 | 17 J. MCPHEE | Triumph Street Triple RS 765 1'31.468 |
| 25 | 50 D. VOSTATEK | Triumph Street Triple RS 765 1'31.490 |
| 26 | 5 N. ANTONELLI | Ducati Panigale V2 1'31.503 |
| 27 | 22 F. FULIGNI | Ducati Panigale V2 1'31.503 |
| 28 | 19 G. GIANNINI | Kawasaki ZX-6R 1'31.513 |
| 29 | 89 K. BIN PAWI | Honda CBR600RR 1'31.701 |
| 30 | 12 T. TOMS | Yamaha YZF R6 1'31.915 |
| 31 | 3 R. DE ROSA | QJMOTOR SRK 800 RR 1'32.360 |
| 32 | 68 L. POWER | MV Agusta F3 800 RR 1'32.721 |

| SPEED | | |
|-------|---------------------|------------------------------------|
| 1 | 66 N. TUULI | Ducati Panigale V2 245,5 |
| 2 | 23 M. SCHROETTER | MV Agusta F3 800 RR 244,9 |
| 3 | 74 P. BIESIEKIRSKI | Ducati Panigale V2 244,3 |
| 4 | 9 J. NAVARRO | Ducati Panigale V2 243,2 |
| 5 | 99 A. HUERTAS | Ducati Panigale V2 243,2 |
| 6 | 89 K. BIN PAWI | Honda CBR600RR 242,7 |
| 7 | 15 E. MCMANUS | Ducati Panigale V2 242,2 |
| 8 | 62 S. MANZI | Yamaha YZF R6 242,2 |
| 9 | 53 V. DEBISE | Yamaha YZF R6 241,6 |
| 10 | 64 F. CARICASULO | MV Agusta F3 800 RR 241,6 |
| 11 | 17 J. MCPHEE | Triumph Street Triple RS 765 241,6 |
| 12 | 55 Y. MONTELLA | Ducati Panigale V2 241,1 |
| 13 | 61 C. ONCU | Kawasaki ZX-6R 240,5 |
| 14 | 5 N. ANTONELLI | Ducati Panigale V2 240,5 |
| 15 | 51 A. SARMOON | Yamaha YZF R6 240,0 |
| 16 | 40 S. CORSI | Ducati Panigale V2 239,5 |
| 17 | 32 D. BAYLISS | Ducati Panigale V2 239,5 |
| 18 | 68 L. POWER | MV Agusta F3 800 RR 239,5 |
| 19 | 22 F. FULIGNI | Ducati Panigale V2 238,9 |
| 20 | 71 T. EDWARDS | Ducati Panigale V2 238,9 |
| 21 | 54 B. SOFUOGLU | MV Agusta F3 800 RR 238,4 |
| 22 | 39 K. KEANKUM | Yamaha YZF R6 237,9 |
| 23 | 25 M. BRENNER | Kawasaki ZX-6R 237,9 |
| 24 | 28 G. VAN STRAALLEN | Yamaha YZF R6 237,9 |
| 25 | 7 L. BALDASSARRI | Triumph Street Triple RS 765 237,4 |
| 26 | 27 K. TOBA | Honda CBR600RR 237,4 |
| 27 | 50 D. VOSTATEK | Triumph Street Triple RS 765 235,8 |
| 28 | 69 T. BOOTH-AMOS | Triumph Street Triple RS 765 235,8 |
| 29 | 12 T. TOMS | Yamaha YZF R6 235,3 |
| 30 | 94 L. MAHIAS | Yamaha YZF R6 235,3 |
| 31 | 3 R. DE ROSA | QJMOTOR SRK 800 RR 230,8 |

| SEG. 1 | |
|--------|----------------------------|
| 1 | 62 S. MANZI 19.256 |
| 2 | 55 Y. MONTELLA 19.307 |
| 3 | 9 J. NAVARRO 19.313 |
| 4 | 64 F. CARICASULO 19.344 |
| 5 | 99 A. HUERTAS 19.352 |
| 6 | 69 T. BOOTH-AMOS 19.386 |
| 7 | 66 N. TUULI 19.401 |
| 8 | 54 B. SOFUOGLU 19.414 |
| 9 | 71 T. EDWARDS 19.432 |
| 10 | 94 L. MAHIAS 19.438 |
| 11 | 53 V. DEBISE 19.457 |
| 12 | 32 D. BAYLISS 19.475 |
| 13 | 51 A. SARMOON 19.476 |
| 14 | 61 C. ONCU 19.495 |
| 15 | 23 M. SCHROETTER 19.519 |
| 16 | 5 N. ANTONELLI 19.522 |
| 17 | 15 E. MCMANUS 19.564 |
| 18 | 25 M. BRENNER 19.567 |
| 19 | 28 G. VAN STRAALLEN 19.606 |
| 20 | 19 G. GIANNINI 19.613 |
| 21 | 7 L. BALDASSARRI 19.616 |
| 22 | 17 J. MCPHEE 19.624 |
| 23 | 89 K. BIN PAWI 19.627 |
| 24 | 27 K. TOBA 19.635 |
| 25 | 22 F. FULIGNI 19.648 |
| 26 | 50 D. VOSTATEK 19.660 |
| 27 | 40 S. CORSI 19.676 |
| 28 | 39 K. KEANKUM 19.715 |
| 29 | 74 P. BIESIEKIRSKI 19.745 |
| 30 | 12 T. TOMS 19.788 |
| 31 | 68 L. POWER 19.884 |
| 32 | 3 R. DE ROSA 19.939 |

| SEG. 2 | |
|--------|----------------------------|
| 1 | 62 S. MANZI 24.214 |
| 2 | 9 J. NAVARRO 24.398 |
| 3 | 53 V. DEBISE 24.417 |
| 4 | 66 N. TUULI 24.425 |
| 5 | 64 F. CARICASULO 24.425 |
| 6 | 99 A. HUERTAS 24.439 |
| 7 | 55 Y. MONTELLA 24.458 |
| 8 | 61 C. ONCU 24.478 |
| 9 | 28 G. VAN STRAALLEN 24.531 |
| 10 | 69 T. BOOTH-AMOS 24.531 |
| 11 | 51 A. SARMOON 24.587 |
| 12 | 32 D. BAYLISS 24.657 |
| 13 | 19 G. GIANNINI 24.681 |
| 14 | 15 E. MCMANUS 24.682 |
| 15 | 94 L. MAHIAS 24.683 |
| 16 | 71 T. EDWARDS 24.713 |
| 17 | 40 S. CORSI 24.731 |
| 18 | 27 K. TOBA 24.739 |
| 19 | 23 M. SCHROETTER 24.763 |
| 20 | 25 M. BRENNER 24.763 |
| 21 | 5 N. ANTONELLI 24.767 |
| 22 | 54 B. SOFUOGLU 24.794 |
| 23 | 39 K. KEANKUM 24.822 |
| 24 | 7 L. BALDASSARRI 24.841 |
| 25 | 50 D. VOSTATEK 24.878 |
| 26 | 22 F. FULIGNI 24.891 |
| 27 | 74 P. BIESIEKIRSKI 24.912 |
| 28 | 12 T. TOMS 24.916 |
| 29 | 17 J. MCPHEE 24.962 |
| 30 | 89 K. BIN PAWI 25.018 |
| 31 | 3 R. DE ROSA 25.117 |
| 32 | 68 L. POWER 25.294 |

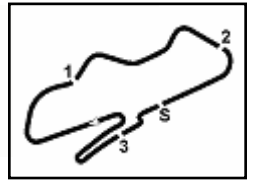
| SEG. 3 | |
|--------|----------------------------|
| 1 | 62 S. MANZI 22.524 |
| 2 | 55 Y. MONTELLA 22.555 |
| 3 | 99 A. HUERTAS 22.558 |
| 4 | 9 J. NAVARRO 22.603 |
| 5 | 61 C. ONCU 22.672 |
| 6 | 53 V. DEBISE 22.705 |
| 7 | 94 L. MAHIAS 22.749 |
| 8 | 64 F. CARICASULO 22.779 |
| 9 | 66 N. TUULI 22.788 |
| 10 | 32 D. BAYLISS 22.795 |
| 11 | 69 T. BOOTH-AMOS 22.823 |
| 12 | 15 E. MCMANUS 22.853 |
| 13 | 23 M. SCHROETTER 22.885 |
| 14 | 19 G. GIANNINI 22.889 |
| 15 | 39 K. KEANKUM 22.892 |
| 16 | 40 S. CORSI 22.895 |
| 17 | 71 T. EDWARDS 22.938 |
| 18 | 89 K. BIN PAWI 22.962 |
| 19 | 5 N. ANTONELLI 22.973 |
| 20 | 51 A. SARMOON 22.992 |
| 21 | 22 F. FULIGNI 22.998 |
| 22 | 25 M. BRENNER 23.011 |
| 23 | 74 P. BIESIEKIRSKI 23.036 |
| 24 | 7 L. BALDASSARRI 23.047 |
| 25 | 50 D. VOSTATEK 23.049 |
| 26 | 12 T. TOMS 23.052 |
| 27 | 54 B. SOFUOGLU 23.064 |
| 28 | 28 G. VAN STRAALLEN 23.144 |
| 29 | 17 J. MCPHEE 23.209 |
| 30 | 68 L. POWER 23.256 |
| 31 | 27 K. TOBA 23.258 |
| 32 | 3 R. DE ROSA 23.363 |

| SEG. 4 | |
|--------|----------------------------|
| 1 | 99 A. HUERTAS 23.320 |
| 2 | 69 T. BOOTH-AMOS 23.324 |
| 3 | 53 V. DEBISE 23.329 |
| 4 | 9 J. NAVARRO 23.381 |
| 5 | 94 L. MAHIAS 23.417 |
| 6 | 32 D. BAYLISS 23.465 |
| 7 | 62 S. MANZI 23.467 |
| 8 | 55 Y. MONTELLA 23.489 |
| 9 | 51 A. SARMOON 23.555 |
| 10 | 23 M. SCHROETTER 23.556 |
| 11 | 40 S. CORSI 23.593 |
| 12 | 61 C. ONCU 23.625 |
| 13 | 66 N. TUULI 23.640 |
| 14 | 54 B. SOFUOGLU 23.645 |
| 15 | 17 J. MCPHEE 23.662 |
| 16 | 25 M. BRENNER 23.662 |
| 17 | 74 P. BIESIEKIRSKI 23.694 |
| 18 | 64 F. CARICASULO 23.707 |
| 19 | 5 N. ANTONELLI 23.723 |
| 20 | 50 D. VOSTATEK 23.737 |
| 21 | 27 K. TOBA 23.750 |
| 22 | 28 G. VAN STRAALLEN 23.756 |
| 23 | 39 K. KEANKUM 23.776 |
| 24 | 15 E. MCMANUS 23.785 |
| 25 | 89 K. BIN PAWI 23.814 |
| 26 | 71 T. EDWARDS 23.814 |
| 27 | 12 T. TOMS 23.815 |
| 28 | 19 G. GIANNINI 23.866 |
| 29 | 7 L. BALDASSARRI 23.902 |
| 30 | 22 F. FULIGNI 23.935 |
| 31 | 3 R. DE ROSA 23.936 |
| 32 | 68 L. POWER 24.096 |

13/07/2024

These data/results cannot be reproduced, stored and/or transmitted in whole or in part by any manner of electronic, mechanical, photocopying, recording, broadcasting or otherwise now known or herein after developed without the previous express consent by the copyright owner, except for reproduction in daily press and regular printed publications on sale to the public within 60 days of the event related to those data/results and always provided that copyright symbol appears together as follows below.

© DORNA WSBK ORGANIZATION Srl 2024



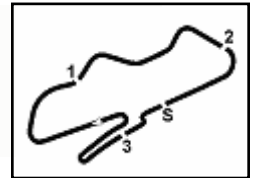
Donington Park 4.023 m

Prosecco DOC UK Round, 12-14 July 2024
Ideal Times Warm Up 1

| No. | Rider | Nat | Bike | Seg. 1 | Seg. 2 | Seg. 3 | Seg. 4 | Ideal Time | | |
|---------------------------|---------------------------|-----|------------------------------|-------------------------|-------------------------|-------------------------|------------------|-----------------------------|------|-------|
| | | | | Diff. 1 | Diff. 2 | Diff. 3 | Diff. 4 | Best Lap | Pos. | Diff. |
| 1 | 62 S. MANZI | ITA | Yamaha YZF R6 | 19.256 +0.041 | 24.214 +0.072 | 22.524 +0.002 | 23.467 +0.002 | 1'29.461 1'29.578 | 1 | 0.117 |
| 2 | 99 A. HUERTAS | ESP | Ducati Panigale V2 | 19.352 | 24.439 +0.008 | 22.558 +0.012 | 23.320 | 1'29.669 1'29.689 | 2 | 0.020 |
| 3 | 9 J. NAVARRO | ESP | Ducati Panigale V2 | 19.313 +0.051 | 24.398 +0.028 | 22.603 +0.043 | 23.381 +0.016 | 1'29.695 1'29.833 | 3 | 0.138 |
| 4 | 55 Y. MONTELLA | ITA | Ducati Panigale V2 | 19.307 +0.075 | 24.458 | 22.555 +0.107 | 23.489 | 1'29.809 1'29.991 | 4 | 0.182 |
| 5 | 53 V. DEBISE | FRA | Yamaha YZF R6 | 19.457 +0.094 | 24.417 | 22.705 | 23.329 | 1'29.908 1'30.002 | 5 | 0.094 |
| 6 | 69 T. BOOTH-AMOS | GBR | Triumph Street Triple RS 765 | 19.386 +0.063 | 24.531 +0.060 | 22.823 | 23.324 | 1'30.064 1'30.187 | 6 | 0.123 |
| 7 | 66 N. TUULI | FIN | Ducati Panigale V2 | 19.401 +0.065 | 24.425 +0.059 | 22.788 | 23.640 +0.037 | 1'30.254 1'30.415 | 9 | 0.161 |
| 8 | 64 F. CARICASULO | ITA | MV Agusta F3 800 RR | 19.344 | 24.425 +0.035 | 22.779 | 23.707 +0.064 | 1'30.255 1'30.354 | 8 | 0.099 |
| 9 | 61 C. ONCU | TUR | Kawasaki ZX-6R | 19.495 +0.034 | 24.478 +0.164 | 22.672 +0.093 | 23.625 | 1'30.270 1'30.561 | 11 | 0.291 |
| 10 | 94 L. MAHIAS | FRA | Yamaha YZF R6 | 19.438 | 24.683 +0.019 | 22.749 | 23.417 +0.008 | 1'30.287 1'30.314 | 7 | 0.027 |
| 11 | 32 D. BAYLISS | AUS | Ducati Panigale V2 | 19.475 +0.124 | 24.657 | 22.795 | 23.465 | 1'30.392 1'30.516 | 10 | 0.124 |
| 12 | 51 A. SARMOON | THA | Yamaha YZF R6 | 19.476 +0.133 | 24.587 | 22.992 | 23.555 +0.101 | 1'30.610 1'30.844 | 12 | 0.234 |
| 13 | 23 M. SCHROETTER | GER | MV Agusta F3 800 RR | 19.519 +0.014 | 24.763 +0.013 | 22.885 +0.123 | 23.556 | 1'30.723 1'30.873 | 13 | 0.150 |
| 14 | 15 E. MCMANUS | IRL | Ducati Panigale V2 | 19.564 +0.038 | 24.682 +0.119 | 22.853 +0.168 | 23.785 | 1'30.884 1'31.209 | 17 | 0.325 |
| 15 | 40 S. CORSI | ITA | Ducati Panigale V2 | 19.676 | 24.731 | 22.895 | 23.593 +0.214 | 1'30.895 1'31.109 | 14 | 0.214 |
| 16 | 71 T. EDWARDS | AUS | Ducati Panigale V2 | 19.432 +0.050 | 24.713 +0.202 | 22.938 | 23.814 +0.085 | 1'30.897 1'31.234 | 19 | 0.337 |
| 17 | 54 B. SOFUOGLU | TUR | MV Agusta F3 800 RR | 19.414 | 24.794 +0.067 | 23.064 +0.066 | 23.645 +0.120 | 1'30.917 1'31.170 | 15 | 0.253 |
| 18 | 5 N. ANTONELLI | ITA | Ducati Panigale V2 | 19.522 +0.224 | 24.767 +0.136 | 22.973 +0.158 | 23.723 | 1'30.985 1'31.503 | 26 | 0.518 |
| 19 | 25 M. BRENNER | SUI | Kawasaki ZX-6R | 19.567 +0.049 | 24.763 +0.281 | 23.011 +0.091 | 23.662 | 1'31.003 1'31.424 | 23 | 0.421 |
| 20 | 28 G. VAN STRAALEN | NED | Yamaha YZF R6 | 19.606 | 24.531 +0.133 | 23.144 | 23.756 +0.051 | 1'31.037 1'31.221 | 18 | 0.184 |
| 21 | 19 G. GIANNINI | ITA | Kawasaki ZX-6R | 19.613 +0.080 | 24.681 +0.378 | 22.889 +0.006 | 23.866 | 1'31.049 1'31.513 | 28 | 0.464 |
| 22 | 39 K. KEANKUM | THA | Yamaha YZF R6 | 19.715 | 24.822 | 22.892 | 23.776 | 1'31.205 1'31.205 | 16 | |
| 23 | 50 D. VOSTATEK | CZE | Triumph Street Triple RS 765 | 19.660 +0.113 | 24.878 | 23.049 +0.053 | 23.737 | 1'31.324 1'31.490 | 25 | 0.166 |
| 24 | 27 K. TOBA | JPN | Honda CBR600RR | 19.635 | 24.739 | 23.258 +0.024 | 23.750 | 1'31.382 1'31.406 | 21 | 0.024 |
| 25 | 74 P. BIESIEKIRSKI | POL | Ducati Panigale V2 | 19.745 | 24.912 | 23.036 | 23.694 | 1'31.387 1'31.387 | 20 | |
| 26 | 7 L. BALDASSARRI | ITA | Triumph Street Triple RS 765 | 19.616 | 24.841 | 23.047 +0.011 | 23.902 | 1'31.406 1'31.417 | 22 | 0.011 |
| 27 | 89 K. BIN PAWI | MAS | Honda CBR600RR | 19.627 +0.130 | 25.018 | 22.962 | 23.814 +0.150 | 1'31.421 1'31.701 | 29 | 0.280 |
| 28 | 17 J. MCPHEE | GBR | Triumph Street Triple RS 765 | 19.624 +0.011 | 24.962 | 23.209 | 23.662 | 1'31.457 1'31.468 | 24 | 0.011 |
| 29 | 22 F. FULIGNI | ITA | Ducati Panigale V2 | 19.648 | 24.891 +0.028 | 22.998 | 23.935 +0.003 | 1'31.472 1'31.503 | 27 | 0.031 |
| 30 | 12 T. TOMS | GBR | Yamaha YZF R6 | 19.788 +0.115 | 24.916 | 23.052 | 23.815 +0.229 | 1'31.571 1'31.915 | 30 | 0.344 |
| 31 | 3 R. DE ROSA | ITA | QJMOTOR SRK 800 RR | 19.939 | 25.117 +0.005 | 23.363 | 23.936 | 1'32.355 1'32.360 | 31 | 0.005 |
| 32 | 68 L. POWER | AUS | MV Agusta F3 800 RR | 19.884 | 25.294 +0.022 | 23.256 +0.169 | 24.096 | 1'32.530 1'32.721 | 32 | 0.191 |
| Overall Ideal Time | | | | 19.256 | 24.214 | 22.524 | 23.320 | 1'29.314 | | |

13/07/2024
These data/results cannot be reproduced, stored and/or transmitted in whole or in part by any manner of electronic, mechanical, photocopying, recording, broadcasting or otherwise now known or herein after developed without the previous express consent by the copyright owner, except for reproduction in daily press and regular printed publications on sale to the public within 60 days of the event related to those data/results and always provided that copyright symbol appears together as follows below.
© DORNA WSBK ORGANIZATION Srl 2024





Prosecco DOC UK Round, 12-14 July 2024
Chronological Analysis Warm Up 1

| 1° 62 S. MANZI [1'29.578] | | | | | | | |
|---------------------------|--------|--------|--------|--------|-----------|-------|--------------|
| Lap | Seg1 | Seg2 | Seg3 | Seg4 | Lap Time | km/h | Local Time |
| 1 | | 24.941 | 23.139 | 24.070 | | | |
| 2 | 19.487 | 24.493 | 22.692 | 23.758 | 1'30.430 | | 9:53'57.393 |
| 3 | 19.361 | 24.364 | 22.618 | 23.637 | 1'29.980 | 238,9 | 9:55'27.373 |
| 4 | 19.332 | 24.374 | 22.525 | 23.566 | 1'29.797 | 238,4 | 9:56'57.170 |
| 5 | 19.256 | 24.214 | 22.524 | 23.551 | 1'29.545C | 238,9 | 9:58'26.715 |
| 6 | 19.297 | 24.286 | 22.526 | 23.469 | 1'29.578 | 237,9 | 9:59'56.293 |
| 7 | 19.278 | 24.278 | 22.654 | 23.467 | 1'29.677 | 242,2 | 10:01'25.970 |

| 2° 99 A. HUERTAS [1'29.689] | | | | | | | |
|-----------------------------|--------|--------|--------|--------|----------|-------|--------------|
| Lap | Seg1 | Seg2 | Seg3 | Seg4 | Lap Time | km/h | Local Time |
| 1 | | 26.348 | 27.623 | 24.332 | | | |
| 2 | 19.642 | 25.032 | 22.806 | 23.432 | 1'30.912 | | 9:53'19.385 |
| 3 | 19.358 | 24.487 | 22.758 | 23.800 | 1'30.403 | | 9:54'49.788 |
| 4 | 19.452 | 25.058 | 22.734 | 23.531 | 1'30.775 | 242,7 | 9:56'20.563 |
| 5 | 19.409 | 24.817 | 22.705 | 23.381 | 1'30.312 | 242,2 | 9:57'50.875 |
| 6 | 19.352 | 24.447 | 22.570 | 23.320 | 1'29.689 | 243,2 | 9:59'20.564 |
| 7 | 19.376 | 24.439 | 22.558 | 23.354 | 1'29.727 | 242,2 | 10:00'50.291 |

| 3° 9 J. NAVARRO [1'29.833] | | | | | | | |
|----------------------------|--------|--------|--------|--------|----------|-------|--------------|
| Lap | Seg1 | Seg2 | Seg3 | Seg4 | Lap Time | km/h | Local Time |
| 1 | | 26.447 | 23.451 | 24.582 | | | |
| 2 | 19.499 | 24.627 | 22.891 | 39.824 | 1'46.841 | | 9:53'27.112 |
| 3 | 19.383 | 24.509 | 22.603 | 23.398 | 1'29.893 | 243,2 | 9:54'57.005 |
| 4 | 19.313 | 24.562 | 24.145 | 26.405 | 1'34.425 | 243,2 | 9:56'31.430 |
| 5 | 19.388 | 24.444 | 22.761 | 23.381 | 1'29.974 | 241,6 | 9:58'01.404 |
| 6 | 19.364 | 24.426 | 22.646 | 23.397 | 1'29.833 | 242,7 | 9:59'31.237 |
| 7 | 19.315 | 24.398 | 22.767 | 24.491 | 1'30.971 | 242,7 | 10:01'02.208 |

| 4° 55 Y. MONTELLA [1'29.991] | | | | | | | |
|------------------------------|--------|--------|--------|--------|----------|-------|--------------|
| Lap | Seg1 | Seg2 | Seg3 | Seg4 | Lap Time | km/h | Local Time |
| 1 | | 26.244 | 23.448 | 23.854 | | | |
| 2 | 19.382 | 24.458 | 22.662 | 23.489 | 1'29.991 | | 9:53'08.322 |
| 3 | 19.372 | 24.742 | 22.555 | 23.608 | 1'30.277 | | 9:54'38.599 |
| 4 | 19.373 | 24.528 | 22.701 | 23.688 | 1'30.290 | 240,5 | 9:56'08.889 |
| 5 | 19.307 | 24.560 | 22.711 | 23.690 | 1'30.268 | 240,0 | 9:57'39.157 |
| 6 | 19.414 | 24.673 | 22.669 | 23.684 | 1'30.440 | 241,1 | 9:59'09.597 |
| 7 | 19.366 | 25.219 | 23.089 | 23.895 | 1'31.569 | 241,1 | 10:00'41.166 |

| 5° 53 V. DEBISE [1'30.002] | | | | | | | |
|----------------------------|--------|--------|--------|--------|----------|-------|--------------|
| Lap | Seg1 | Seg2 | Seg3 | Seg4 | Lap Time | km/h | Local Time |
| 1 | | 25.802 | 23.902 | 23.915 | | | |
| 2 | 19.631 | 24.828 | 23.027 | 23.504 | 1'30.990 | | 9:53'10.257 |
| 3 | 19.690 | 24.700 | 22.920 | 23.424 | 1'30.734 | | 9:54'40.991 |
| 4 | 19.551 | 24.417 | 22.705 | 23.329 | 1'30.002 | 240,0 | 9:56'10.993 |
| 5 | 19.548 | 24.875 | 22.978 | 23.333 | 1'30.734 | 241,6 | 9:57'41.727 |
| 6 | 19.457 | 24.486 | 22.850 | 23.416 | 1'30.209 | 236,8 | 9:59'11.936 |
| 7 | 19.466 | 24.484 | 22.826 | 23.361 | 1'30.137 | 238,9 | 10:00'42.073 |

| 6° 69 T. BOOTH-AMOS [1'30.187] | | | | | | | |
|--------------------------------|--------|--------|--------|--------|-----------|-------|--------------|
| Lap | Seg1 | Seg2 | Seg3 | Seg4 | Lap Time | km/h | Local Time |
| 1 | | 27.347 | 24.602 | 24.572 | | | |
| 2 | 19.850 | 25.065 | 23.032 | 23.641 | 1'31.588 | | 9:54'20.801 |
| 3 | 19.609 | 24.762 | 22.991 | 23.519 | 1'30.881 | 235,3 | 9:55'51.682 |
| 4 | 19.596 | 24.787 | 22.894 | 23.442 | 1'30.719C | 234,8 | 9:57'22.401 |
| 5 | 19.449 | 24.591 | 22.823 | 23.324 | 1'30.187 | 234,8 | 9:58'52.588 |
| 6 | 19.386 | 24.531 | 22.968 | 23.336 | 1'30.221 | 235,8 | 10:00'22.809 |

| 7° 94 L. MAHIAS [1'30.314] | | | | | | | |
|----------------------------|------|------|------|------|----------|------|------------|
| Lap | Seg1 | Seg2 | Seg3 | Seg4 | Lap Time | km/h | Local Time |
| 1 | | | | | | | |

| | | | | | | | |
|---|--------|--------|--------|--------|-----------|-------|--------------|
| 1 | | 26.024 | 23.418 | 24.288 | | | |
| 2 | 19.850 | 25.075 | 23.033 | 23.849 | 1'31.807 | | 9:53'42.402 |
| 3 | 19.472 | 24.713 | 22.773 | 23.507 | 1'30.465 | 233,8 | 9:55'12.867 |
| 4 | 19.471 | 24.683 | 22.786 | 23.417 | 1'30.357 | 234,8 | 9:56'43.224 |
| 5 | 19.512 | 25.195 | 22.764 | 23.505 | 1'30.976C | 233,3 | 9:58'14.200 |
| 6 | 19.438 | 24.702 | 22.749 | 23.425 | 1'30.314 | 235,3 | 9:59'44.514 |
| 7 | 19.528 | 24.787 | 22.916 | 23.485 | 1'30.716 | 231,3 | 10:01'15.230 |

| 8° 64 F. CARICASULO [1'30.354] | | | | | | | |
|--------------------------------|--------|--------|--------|--------|-----------|-------|--------------|
| Lap | Seg1 | Seg2 | Seg3 | Seg4 | Lap Time | km/h | Local Time |
| 1 | | 26.464 | 23.750 | 24.489 | | | |
| 2 | 19.726 | 24.997 | 29.202 | 25.454 | 1'39.379C | | 9:53'21.134 |
| 3 | 19.964 | 24.922 | 23.059 | 23.858 | 1'31.803 | | 9:54'52.937 |
| 4 | 19.567 | 24.454 | 22.948 | 23.765 | 1'30.734 | 241,1 | 9:56'23.671 |
| 5 | 19.429 | 25.122 | 23.159 | 23.743 | 1'31.453 | 241,6 | 9:57'55.124 |
| 6 | 19.472 | 24.425 | 22.970 | 23.707 | 1'30.574 | 240,5 | 9:59'25.698 |
| 7 | 19.344 | 24.460 | 22.779 | 23.771 | 1'30.354 | 237,9 | 10:00'56.052 |

| 9° 66 N. TUULI [1'30.415] | | | | | | | |
|---------------------------|--------|--------|--------|--------|-----------|-------|--------------|
| Lap | Seg1 | Seg2 | Seg3 | Seg4 | Lap Time | km/h | Local Time |
| 1 | | 26.315 | 27.637 | 24.561 | | | |
| 2 | 19.588 | 24.809 | 22.831 | 23.824 | 1'31.052 | | 9:53'19.950 |
| 3 | 19.529 | 24.425 | 22.827 | 23.664 | 1'30.445 | | 9:54'50.395 |
| 4 | 19.401 | 24.836 | 23.993 | 33.833 | 1'42.063 | 245,5 | 9:56'32.458 |
| 5 | 19.466 | 24.484 | 22.788 | 23.677 | 1'30.415 | 241,1 | 9:58'02.873 |
| 6 | 19.569 | 24.439 | 22.836 | 23.640 | 1'30.484 | 237,9 | 9:59'33.357 |
| 7 | 19.609 | 24.919 | 22.917 | 23.631 | 1'31.076C | 238,4 | 10:01'04.433 |

| 10° 32 D. BAYLISS [1'30.516] | | | | | | | |
|------------------------------|--------|--------|--------|--------|----------|-------|--------------|
| Lap | Seg1 | Seg2 | Seg3 | Seg4 | Lap Time | km/h | Local Time |
| 1 | | 26.260 | 23.848 | 24.978 | | | |
| 2 | 19.858 | 25.334 | 22.923 | 23.781 | 1'31.896 | | 9:53'12.509 |
| 3 | 19.590 | 24.807 | 22.841 | 24.278 | 1'31.516 | | 9:54'44.025 |
| 4 | 19.599 | 24.657 | 22.795 | 23.465 | 1'30.516 | 238,9 | 9:56'14.541 |
| 5 | 19.475 | 24.664 | 22.977 | 23.799 | 1'30.915 | 237,4 | 9:57'45.456 |
| 6 | 19.847 | 25.111 | 23.414 | 23.580 | 1'31.952 | 239,5 | 9:59'17.408 |
| 7 | 19.623 | 24.863 | 23.065 | 23.801 | 1'31.352 | 236,8 | 10:00'48.760 |

| 11° 61 C. ONCU [1'30.561] | | | | | | | |
|---------------------------|--------|--------|--------|--------|-----------|-------|--------------|
| Lap | Seg1 | Seg2 | Seg3 | Seg4 | Lap Time | km/h | Local Time |
| 1 | | 25.549 | 23.021 | 23.929 | | | |
| 2 | 19.529 | 24.642 | 22.765 | 23.625 | 1'30.561 | | 9:53'24.770 |
| 3 | 19.521 | 24.708 | 22.759 | 23.860 | 1'30.848 | 238,9 | 9:54'55.618 |
| 4 | 19.495 | 24.478 | 22.672 | 24.901 | 1'31.546 | 239,5 | 9:56'27.164 |
| 5 | 19.508 | 24.740 | 22.798 | 23.743 | 1'30.789 | 240,5 | 9:57'57.953 |
| 6 | 19.525 | 24.701 | 22.712 | 23.951 | 1'30.889 | 238,4 | 9:59'28.842 |
| 7 | 19.809 | 24.766 | 23.705 | 24.413 | 1'32.693C | 238,9 | 10:01'01.535 |

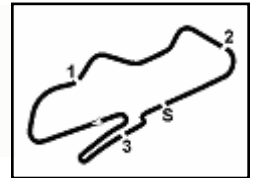
| 12° 51 A. SARMOON [1'30.844] | | | | | | | |
|------------------------------|--------|--------|--------|--------|----------|-------|--------------|
| Lap | Seg1 | Seg2 | Seg3 | Seg4 | Lap Time | km/h | Local Time |
| 1 | | 26.675 | 23.616 | 24.543 | | | |
| 2 | 19.946 | 25.040 | 23.416 | 23.947 | 1'32.349 | | 9:53'13.624 |
| 3 | 19.678 | 24.818 | 23.250 | 23.660 | 1'31.406 | | 9:54'45.030 |
| 4 | 19.647 | 24.951 | 23.044 | 24.075 | 1'31.717 | 240,0 | 9:56'16.747 |
| 5 | 20.600 | 24.984 | 23.323 | 25.408 | 1'34.315 | 234,8 | 9:57'51.062 |
| 6 | 19.609 | 24.587 | 22.992 | 23.656 | 1'30.844 | 236,8 | 9:59'21.906 |
| 7 | 19.476 | 24.662 | 23.153 | 23.555 | 1'30.846 | 235,8 | 10:00'52.752 |

| 13° 23 M. SCHROETTER [1'30.873] | | | | | | | |
|---------------------------------|------|--------|--------|--------|----------|------|------------|
| Lap | Seg1 | Seg2 | Seg3 | Seg4 | Lap Time | km/h | Local Time |
| 1 | | 26.144 | 24.143 | 24.214 | | | |

13/07/2024 P = Pits In/Out - C = Lap Time Cancelled

These data/results cannot be reproduced, stored and/or transmitted in whole or in part by any manner of electronic, mechanical, photocopying, recording, broadcasting or otherwise now known or herein after developed without the previous express consent by the copyright owner, except for reproduction in daily press and regular printed publications on sale to the public within 60 days of the event related to those data/results and always provided that copyright symbol appears together as follows below.

© DORNA WSBK ORGANIZATION Srl 2024



Donington Park 4.023 m

Prosecco DOC UK Round, 12-14 July 2024
Chronological Analysis Warm Up 1

2 / 3

| | | | | | | | | | | | | | | | |
|---|---------------|---------------|---------------|---------------|-----------------|--------------|--------------|---|---------------|---------------|---------------|---------------|-----------------|--------------|--------------|
| 2 | 19.758 | 24.838 | 22.958 | 23.944 | 1'31.498 | | 9:53'11.169 | 3 | 19.482 | 24.915 | 22.938 | 23.899 | 1'31.234 | | 9:54'42.027 |
| 3 | 19.519 | 24.977 | 22.885 | 23.765 | 1'31.146 | | 9:54'42.315 | 4 | 19.432 | 24.713 | 23.117 | 24.313 | 1'31.575 | 237,4 | 9:56'13.602 |
| 4 | 19.532 | 24.763 | 22.961 | 23.726 | 1'30.982 | 244,9 | 9:56'13.297 | 5 | 19.521 | 24.796 | 23.178 | 23.914 | 1'31.409 | 238,4 | 9:57'45.011 |
| 5 | 19.632 | 27.406 | 23.140 | 23.746 | 1'33.924 | 238,9 | 9:57'47.221 | 6 | 20.161 | 25.027 | 23.608 | 24.101 | 1'32.897 | 238,9 | 9:59'17.908 |
| 6 | 19.628 | 24.870 | 22.975 | 23.577 | 1'31.050 | 242,2 | 9:59'18.271 | 7 | 19.466 | 24.893 | 23.427 | 23.814 | 1'31.600 | 234,8 | 10:00'49.508 |
| 7 | 19.533 | 24.776 | 23.008 | 23.556 | 1'30.873 | 237,4 | 10:00'49.144 | | | | | | | | |

| 14° 40 S. CORSI [1'31.109] | | | | | | | |
|----------------------------|---------------|---------------|---------------|---------------|-----------------|--------------|--------------|
| Lap | Seg1 | Seg2 | Seg3 | Seg4 | Lap Time | km/h | Local Time |
| 1 | | 26.744 | 24.107 | 24.843 | | | |
| 2 | 19.988 | 25.492 | 23.374 | 24.658 | 1'33.512 | | 9:53'17.615 |
| 3 | 19.676 | 24.731 | 22.895 | 23.807 | 1'31.109 | | 9:54'48.724 |
| 4 | 19.834 | 24.898 | 23.096 | 23.593 | 1'31.421 | 239,5 | 9:56'20.145 |
| 5 | 19.713 | 24.843 | 23.191 | 23.917 | 1'31.664 | 238,4 | 9:57'51.809 |
| 6 | 19.941 | 26.164 | 23.653 | 25.411 | 1'35.169 | 235,3 | 9:59'26.978 |
| 7 | 20.060 | 25.200 | 23.265 | 23.858 | 1'32.383 | 237,4 | 10:00'59.361 |

| 20° 74 P. BIESIEKIRSKI [1'31.387] | | | | | | | |
|-----------------------------------|---------------|---------------|---------------|---------------|-----------------|--------------|--------------|
| Lap | Seg1 | Seg2 | Seg3 | Seg4 | Lap Time | km/h | Local Time |
| 1 | | 26.841 | 24.108 | 24.435 | | | |
| 2 | 20.045 | 25.196 | 23.179 | 24.222 | 1'32.642 | | 9:53'15.826 |
| 3 | 19.857 | 25.129 | 23.438 | 24.969 | 1'33.393 | | 9:54'49.219 |
| 4 | 19.938 | 25.284 | 23.351 | 24.034 | 1'32.607 | 244,3 | 9:56'21.826 |
| 5 | 20.080 | 25.277 | 23.264 | 23.816 | 1'32.437 | 236,3 | 9:57'54.263 |
| 6 | 19.772 | 24.982 | 23.189 | 23.994 | 1'31.937 | 241,1 | 9:59'26.200 |
| 7 | 19.745 | 24.912 | 23.036 | 23.694 | 1'31.387 | 238,9 | 10:00'57.587 |

| 15° 54 B. SOFUOGLU [1'31.170] | | | | | | | |
|-------------------------------|---------------|---------------|---------------|---------------|-----------------|--------------|--------------|
| Lap | Seg1 | Seg2 | Seg3 | Seg4 | Lap Time | km/h | Local Time |
| 1 | | 25.848 | 23.518 | 23.954 | | | |
| 2 | 19.636 | 24.823 | 23.086 | 23.645 | 1'31.190 | | 9:53'08.006 |
| 3 | 19.454 | 24.794 | 23.326 | 24.018 | 1'31.592 | | 9:54'39.598 |
| 4 | 19.414 | 24.861 | 23.130 | 23.765 | 1'31.170 | 237,9 | 9:56'10.768 |
| 5 | 19.528 | 25.054 | 23.164 | 23.854 | 1'31.600 | 238,4 | 9:57'42.368 |
| 6 | 19.505 | 25.014 | 23.116 | 23.735 | 1'31.370 | 238,4 | 9:59'13.738 |
| 7 | 19.511 | 24.875 | 23.064 | 23.728 | 1'31.178 | 237,9 | 10:00'44.916 |

| 21° 27 K. TOBA [1'31.406] | | | | | | | |
|---------------------------|---------------|---------------|---------------|---------------|-----------------|--------------|--------------|
| Lap | Seg1 | Seg2 | Seg3 | Seg4 | Lap Time | km/h | Local Time |
| 1 | | 26.625 | 23.784 | 24.566 | | | |
| 2 | 20.080 | 25.096 | 23.316 | 24.038 | 1'32.530 | | 9:53'14.176 |
| 3 | 19.753 | 24.831 | 23.258 | 23.927 | 1'31.769 | | 9:54'45.945 |
| 4 | 19.635 | 24.739 | 23.282 | 23.750 | 1'31.406 | 237,4 | 9:56'17.351 |
| 5 | 19.767 | 25.099 | 23.317 | 23.976 | 1'32.159 | 236,3 | 9:57'49.510 |
| 6 | 19.820 | 24.979 | 23.785 | 25.400 | 1'33.984 | 222,7 | 9:59'23.494 |
| 7 | 19.642 | 25.389 | 23.325 | 24.072 | 1'32.428 | 236,3 | 10:00'55.922 |

| 16° 39 K. KEANKUM [1'31.205] | | | | | | | |
|------------------------------|---------------|---------------|---------------|---------------|-----------------|--------------|--------------|
| Lap | Seg1 | Seg2 | Seg3 | Seg4 | Lap Time | km/h | Local Time |
| 1 | | 25.895 | 23.586 | 24.342 | | | |
| 2 | 20.305 | 25.330 | 23.403 | 23.917 | 1'32.955 | | 9:53'37.786 |
| 3 | 20.153 | 25.144 | 23.285 | 23.824 | 1'32.406 | 234,8 | 9:55'10.192 |
| 4 | 20.081 | 24.996 | 23.339 | 23.815 | 1'32.231 | 233,8 | 9:56'42.423 |
| 5 | 20.073 | 25.827 | 22.956 | 23.846 | 1'32.702C | 236,8 | 9:58'15.125 |
| 6 | 19.756 | 24.937 | 23.107 | 23.787 | 1'31.587 | 235,8 | 9:59'46.712 |
| 7 | 19.715 | 24.822 | 22.892 | 23.776 | 1'31.205 | 237,9 | 10:01'17.917 |

| 22° 7 L. BALDASSARRI [1'31.417] | | | | | | | |
|---------------------------------|---------------|---------------|---------------|---------------|-----------------|--------------|--------------|
| Lap | Seg1 | Seg2 | Seg3 | Seg4 | Lap Time | km/h | Local Time |
| 1 | | 28.091 | 26.968 | 26.749 | | | |
| 2 | 20.235 | 25.965 | 23.221 | 24.318 | 1'33.739 | | 9:53'20.886 |
| 3 | 19.921 | 25.068 | 23.411 | 24.122 | 1'32.522 | | 9:54'53.408 |
| 4 | 19.771 | 24.850 | 23.450 | 24.968 | 1'33.039 | 236,3 | 9:56'26.447 |
| 5 | 19.643 | 25.001 | 23.213 | 24.475 | 1'32.332 | 235,3 | 9:57'58.779 |
| 6 | 19.928 | 24.934 | 23.047 | 24.670 | 1'32.579 | 236,8 | 9:59'31.358 |
| 7 | 19.616 | 24.841 | 23.058 | 23.902 | 1'31.417 | 237,4 | 10:01'02.775 |

| 17° 15 E. MCMANUS [1'31.209] | | | | | | | |
|------------------------------|---------------|---------------|---------------|---------------|-----------------|--------------|--------------|
| Lap | Seg1 | Seg2 | Seg3 | Seg4 | Lap Time | km/h | Local Time |
| 1 | | 26.339 | 24.386 | 24.801 | | | |
| 2 | 19.888 | 25.075 | 22.959 | 35.202 | 1'43.124 | | 9:53'23.247 |
| 3 | 20.092 | 25.766 | 23.134 | 24.081 | 1'33.073 | 240,0 | 9:54'56.320 |
| 4 | 19.747 | 24.682 | 22.853 | 24.027 | 1'31.309 | 240,0 | 9:56'27.629 |
| 5 | 19.564 | 24.822 | 22.968 | 23.991 | 1'31.345 | 240,0 | 9:57'58.974 |
| 6 | 19.602 | 24.801 | 23.021 | 23.785 | 1'31.209 | 237,4 | 9:59'30.183 |
| 7 | 19.632 | 24.793 | 23.013 | 24.385 | 1'31.823 | 242,2 | 10:01'02.006 |

| 23° 25 M. BRENNER [1'31.424] | | | | | | | |
|------------------------------|---------------|---------------|---------------|---------------|-----------------|--------------|--------------|
| Lap | Seg1 | Seg2 | Seg3 | Seg4 | Lap Time | km/h | Local Time |
| 1 | | 25.966 | 23.732 | 24.248 | | | |
| 2 | 19.878 | 24.948 | 23.124 | 23.913 | 1'31.863 | | 9:53'48.575 |
| 3 | 19.800 | 24.853 | 23.129 | 24.004 | 1'31.786 | 237,4 | 9:55'20.361 |
| 4 | 19.616 | 25.044 | 23.102 | 23.662 | 1'31.424 | 234,8 | 9:56'51.785 |
| 5 | 19.568 | 24.763 | 23.011 | 23.780 | 1'31.122C | 235,3 | 9:58'22.907 |
| 6 | 19.567 | 25.028 | 23.212 | 24.342 | 1'32.149 | 236,8 | 9:59'55.056 |
| 7 | 19.671 | 24.965 | 24.105 | 25.212 | 1'33.953C | 237,9 | 10:01'29.009 |

| 18° 28 G. VAN STRAALAN [1'31.221] | | | | | | | |
|-----------------------------------|---------------|---------------|---------------|---------------|-----------------|--------------|--------------|
| Lap | Seg1 | Seg2 | Seg3 | Seg4 | Lap Time | km/h | Local Time |
| 1 | | 26.608 | 24.026 | 24.083 | | | |
| 2 | 20.139 | 25.306 | 23.315 | 25.463 | 1'34.223 | | 9:53'16.792 |
| 3 | 19.643 | 24.531 | 23.436 | 24.085 | 1'31.695 | | 9:54'48.487 |
| 4 | 19.606 | 24.664 | 23.144 | 23.807 | 1'31.221 | 237,4 | 9:56'19.708 |
| 5 | 19.907 | 24.692 | 23.148 | 24.031 | 1'31.778 | 235,8 | 9:57'51.486 |
| 6 | 19.701 | 24.987 | 23.274 | 23.756 | 1'31.718 | 237,9 | 9:59'23.204 |
| 7 | 19.740 | 24.911 | 23.336 | 23.884 | 1'31.871 | 236,3 | 10:00'55.075 |

| 24° 17 J. MCPHEE [1'31.468] | | | | | | | |
|-----------------------------|---------------|---------------|---------------|---------------|-----------------|--------------|--------------|
| Lap | Seg1 | Seg2 | Seg3 | Seg4 | Lap Time | km/h | Local Time |
| 1 | | 26.706 | 23.620 | 24.448 | | | |
| 2 | 19.820 | 25.299 | 23.552 | 23.776 | 1'32.447 | | 9:53'13.394 |
| 3 | 19.635 | 24.962 | 23.209 | 23.662 | 1'31.468 | | 9:54'44.862 |
| 4 | 19.624 | 25.032 | 24.209 | 29.378 | 1'38.243 | 228,3 | 9:56'23.105 |
| 5 | 19.796 | 25.215 | 23.489 | 23.842 | 1'32.342 | 236,3 | 9:57'55.447 |
| 6 | 19.818 | 25.652 | 23.349 | 25.279 | 1'34.098 | 241,6 | 9:59'29.545 |
| 7 | 19.625 | 25.019 | 23.374 | 24.283 | 1'32.301 | 237,9 | 10:01'01.846 |

| 19° 71 T. EDWARDS [1'31.234] | | | | | | | |
|------------------------------|--------|--------|--------|--------|----------|------|-------------|
| Lap | Seg1 | Seg2 | Seg3 | Seg4 | Lap Time | km/h | Local Time |
| 1 | | 26.345 | 23.703 | 24.121 | | | |
| 2 | 19.702 | 24.782 | 23.322 | 23.967 | 1'31.773 | | 9:53'10.793 |

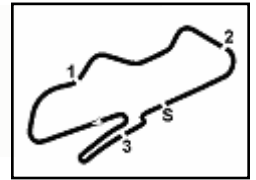
| 25° 50 O. VOSTATEK [1'31.490] | | | | | | | |
|-------------------------------|--------|--------|---------------|--------|----------|--------------|-------------|
| Lap | Seg1 | Seg2 | Seg3 | Seg4 | Lap Time | km/h | Local Time |
| 1 | | 26.498 | 26.151 | 24.375 | C | | |
| 2 | 19.706 | 25.079 | 23.109 | 23.829 | 1'31.723 | | 9:53'59.711 |
| 3 | 19.790 | 24.906 | 23.049 | 23.839 | 1'31.584 | 235,8 | 9:55'31.295 |

13/07/2024 P = Pits In/Dut - C = Lap Time Cancelled

These data/results cannot be reproduced, stored and/or transmitted in whole or in part by any manner of electronic, mechanical, photocopying, recording, broadcasting or otherwise now known or herein after developed without the previous express consent by the copyright owner, except for reproduction in daily press and regular printed publications on sale to the public within 60 days of the event related to those data/results and always provided that copyright symbol appears together as follows below.

© DORNA WSBK ORGANIZATION Srl 2024





Prosecco DOC UK Round, 12-14 July 2024
Chronological Analysis Warm Up 1

| | | | | | | | |
|---|---------------|---------------|--------|---------------|-----------------|-------|--------------|
| 4 | 19.847 | 24.935 | 23.154 | 23.758 | 1'31.694 | 234,8 | 9:57'02.989 |
| 5 | 19.660 | 25.023 | 23.195 | 23.796 | 1'31.674C | 233,8 | 9:58'34.663 |
| 6 | 19.773 | 24.878 | 23.102 | 23.737 | 1'31.490 | 233,8 | 10:00'06.153 |

| | | | | | | | |
|---|---------------|---------------|---------------|---------------|-----------------|--------------|--------------|
| 1 | | 26.756 | 23.768 | 24.415 | | | |
| 2 | 20.015 | 25.349 | 23.256 | 24.298 | 1'32.918 | | 9:53'15.400 |
| 3 | 19.930 | 25.294 | 23.396 | 24.995 | 1'33.615 | | 9:54'49.015 |
| 4 | 19.884 | 25.316 | 23.425 | 24.096 | 1'32.721 | 239,5 | 9:56'21.736 |
| 5 | 19.961 | 25.358 | 23.804 | 24.197 | 1'33.320 | 236,3 | 9:57'55.056 |
| 6 | 20.060 | 25.361 | 23.414 | 24.589 | 1'33.424 | 239,5 | 9:59'28.480 |
| 7 | 23.207 | 28.946 | 24.219 | 25.302 | 1'41.674 | 226,9 | 10:01'10.154 |

| 26° 5 N. ANTONELLI [1'31.503] | | | | | | | |
|-------------------------------|---------------|---------------|---------------|---------------|-----------------|--------------|--------------|
| Lap | Seg1 | Seg2 | Seg3 | Seg4 | Lap Time | km/h | Local Time |
| 1 | | 26.407 | 23.755 | 23.962 | | | |
| 2 | 19.859 | 25.252 | 23.422 | 23.867 | 1'32.400 | | 9:53'28.418 |
| 3 | 19.746 | 24.903 | 23.131 | 23.723 | 1'31.503 | 240,0 | 9:54'59.921 |
| 4 | 19.630 | 24.838 | 23.133 | 24.065 | 1'31.666 | 240,0 | 9:56'31.587 |
| 5 | 19.522 | 24.767 | 22.973 | 1'02.168 | 2'09.430 | 240,5 | 9:58'41.017 |
| 6 | 19.899 | 25.703 | 23.426 | 30.943 | 1'39.971P | 236,8 | 10:00'20.988 |

| 27° 22 F. FULIGNI [1'31.503] | | | | | | | |
|------------------------------|---------------|---------------|---------------|---------------|-----------------|--------------|--------------|
| Lap | Seg1 | Seg2 | Seg3 | Seg4 | Lap Time | km/h | Local Time |
| 1 | | 26.406 | 23.740 | 24.388 | | | |
| 2 | 20.249 | 25.259 | 23.563 | 24.298 | 1'33.369 | | 9:53'30.893 |
| 3 | 19.914 | 24.991 | 23.329 | 24.103 | 1'32.337 | 238,9 | 9:55'03.230 |
| 4 | 19.799 | 24.891 | 23.285 | 23.935 | 1'31.910 | 238,9 | 9:56'35.140 |
| 5 | 19.848 | 25.124 | 23.282 | 24.019 | 1'32.273 | 236,8 | 9:58'07.413 |
| 6 | 20.622 | 25.772 | 25.330 | 25.586 | 1'37.310 | 211,4 | 9:59'44.723 |
| 7 | 19.648 | 24.919 | 22.998 | 23.938 | 1'31.503 | 238,9 | 10:01'16.226 |

| 28° 19 G. GIANNINI [1'31.513] | | | | | | | |
|-------------------------------|---------------|---------------|---------------|---------------|-----------------|------|-------------|
| Lap | Seg1 | Seg2 | Seg3 | Seg4 | Lap Time | km/h | Local Time |
| 1 | | 26.482 | 23.576 | 24.437 | | | |
| 2 | 19.693 | 25.059 | 22.895 | 23.866 | 1'31.513 | | 9:53'12.010 |
| 3 | 19.613 | 24.681 | 22.889 | | | | |

| 29° 89 K. BIN PAWI [1'31.701] | | | | | | | |
|-------------------------------|---------------|---------------|---------------|---------------|-----------------|--------------|--------------|
| Lap | Seg1 | Seg2 | Seg3 | Seg4 | Lap Time | km/h | Local Time |
| 1 | | 26.563 | 24.511 | 25.013 | | | |
| 2 | 20.119 | 25.803 | 23.863 | 24.785 | 1'34.570 | | 9:53'18.005 |
| 3 | 19.770 | 25.154 | 23.011 | 23.814 | 1'31.749 | | 9:54'49.754 |
| 4 | 19.907 | 25.273 | 23.700 | 29.278 | 1'38.158 | 242,7 | 9:56'27.912 |
| 5 | 19.879 | 25.084 | 23.095 | 27.196 | 1'35.254 | 237,4 | 9:58'03.166 |
| 6 | 19.757 | 25.018 | 22.962 | 23.964 | 1'31.701 | 236,8 | 9:59'34.867 |
| 7 | 19.627 | 25.307 | 23.095 | 24.415 | 1'32.444 | 235,8 | 10:01'07.311 |

| 30° 12 T. TOMS [1'31.915] | | | | | | | |
|---------------------------|---------------|---------------|---------------|---------------|-----------------|--------------|--------------|
| Lap | Seg1 | Seg2 | Seg3 | Seg4 | Lap Time | km/h | Local Time |
| 1 | | 26.774 | 23.703 | 24.457 | | | |
| 2 | 19.891 | 25.247 | 23.242 | 24.121 | 1'32.501 | | 9:53'34.720 |
| 3 | 19.903 | 24.916 | 23.052 | 24.044 | 1'31.915 | 235,3 | 9:55'06.635 |
| 4 | 20.055 | 25.292 | 23.292 | 24.235 | 1'32.874 | 234,3 | 9:56'39.509 |
| 5 | 19.788 | 25.114 | 23.231 | 23.815 | 1'31.948 | 233,8 | 9:58'11.457 |
| 6 | 19.895 | 25.924 | 23.778 | 24.334 | 1'33.931 | 230,3 | 9:59'45.388 |
| 7 | 19.863 | 25.026 | 23.226 | 24.832 | 1'32.947 | 234,3 | 10:01'18.335 |

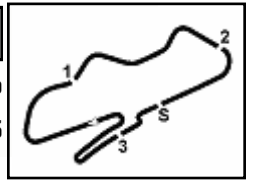
| 31° 3 R. DE ROSA [1'32.360] | | | | | | | |
|-----------------------------|---------------|---------------|---------------|---------------|-----------------|--------------|--------------|
| Lap | Seg1 | Seg2 | Seg3 | Seg4 | Lap Time | km/h | Local Time |
| 1 | | 27.908 | 26.247 | 25.882 | | | |
| 2 | 20.432 | 25.461 | 23.551 | 24.226 | 1'33.670 | | 9:53'31.826 |
| 3 | 20.025 | 25.181 | 23.439 | 24.194 | 1'32.839 | 230,8 | 9:55'04.665 |
| 4 | 19.944 | 25.117 | 23.432 | 24.044 | 1'32.537 | 229,8 | 9:56'37.202 |
| 5 | 19.998 | 25.134 | 23.534 | 24.006 | 1'32.672 | 228,3 | 9:58'09.874 |
| 6 | 20.430 | 29.714 | 24.820 | 24.142 | 1'39.106 | 226,4 | 9:59'48.980 |
| 7 | 19.939 | 25.122 | 23.363 | 23.936 | 1'32.360 | 228,3 | 10:01'21.340 |

| 32° 68 L. POWER [1'32.721] | | | | | | | |
|----------------------------|------|------|------|------|----------|------|------------|
| Lap | Seg1 | Seg2 | Seg3 | Seg4 | Lap Time | km/h | Local Time |

13/07/2024 P = Pits In/Dut - C = Lap Time Cancelled

These data/results cannot be reproduced, stored and/or transmitted in whole or in part by any manner of electronic, mechanical, photocopying, recording, broadcasting or otherwise now known or herein after developed without the previous express consent by the copyright owner, except for reproduction in daily press and regular printed publications on sale to the public within 60 days of the event related to those data/results and always provided that copyright symbol appears together as follows below.

© DORNA WSBK ORGANIZATION Srl 2024

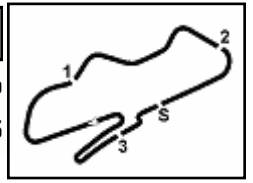


Prosecco DOC UK Round, 12-14 July 2024
Best Laps & Speeds

| No. | Rider Bike | Nat | Best Lap | | FP | | SP | | WUP1 | | | | | | | | | |
|-----|---------------------------------------------------------|-----|-----------------------------|-----|-----------------------------|-----|------------------------------------|-----|----------------------------|-----|--|--|--|--|--|--|--|--|
| | | | LL | SPD | LL | SPD | LL | SPD | LL | SPD | | | | | | | | |
| 1 | 99 A. HUERTAS Ducati Panigale V2 | ESP | 1'28.322 33 246,6 | | 1'30.518 8 246,6 | | 1'28.322 19 246,6 | | 1'29.689 6 243,2 | | | | | | | | | |
| 2 | 55 Y. MONTELLA Ducati Panigale V2 | ITA | 1'28.385 42 245,5 | | 1'28.907 18 244,3 | | 1'28.385 18 245,5 | | 1'29.991 6 241,1 | | | | | | | | | |
| 3 | 62 S. MANZI Yamaha YZF R6 | ITA | 1'28.895 39 242,2 | | 1'30.134 17 240,5 | | 1'28.895 16 241,1 | | 1'29.578 6 242,2 | | | | | | | | | |
| 4 | 53 V. DEBISE Yamaha YZF R6 | FRA | 1'29.141 39 246,0 | | 1'29.990 16 246,0 | | 1'29.141 17 244,9 | | 1'30.002 6 241,6 | | | | | | | | | |
| 5 | 94 L. MAHIAS Yamaha YZF R6 | FRA | 1'29.228 40 241,1 | | 1'29.915 18 241,1 | | 1'29.228 16 236,3 | | 1'30.314 6 235,3 | | | | | | | | | |
| 6 | 9 J. NAVARRO Ducati Panigale V2 | ESP | 1'29.384 41 244,9 | | 1'29.663 18 242,7 | | 1'29.384 17 244,9 | | 1'29.833 6 243,2 | | | | | | | | | |
| 7 | 69 T. BOOTH-AMOS Triumph Street Triple RS 765 | GBR | 1'29.505 40 241,6 | | 1'29.776 17 241,1 | | 1'29.505 18 241,6 | | 1'30.187 5 235,8 | | | | | | | | | |
| 8 | 66 N. TUULI Ducati Panigale V2 | FIN | 1'29.522 40 247,7 | | 1'31.050 17 242,2 | | 1'29.522 17 247,7 | | 1'30.415 6 245,5 | | | | | | | | | |
| 9 | 54 B. SOFUOGLU MV Agusta F3 800 RR | TUR | 1'29.538 34 245,5 | | 1'30.317 20 245,5 | | 1'29.538 8 243,8 | | 1'31.170 6 238,4 | | | | | | | | | |
| 10 | 28 G. VAN STRAALEN Yamaha YZF R6 | NED | 1'29.566 40 239,5 | | 1'30.894 16 239,5 | | 1'29.566 18 237,9 | | 1'31.221 6 237,9 | | | | | | | | | |
| 11 | 64 F. CARICASULO MV Agusta F3 800 RR | ITA | 1'29.603 40 246,6 | | 1'31.117 16 241,6 | | 1'29.603 18 246,6 | | 1'30.354 6 241,6 | | | | | | | | | |
| 12 | 32 D. BAYLISS Ducati Panigale V2 | AUS | 1'29.882 44 241,6 | | 1'30.612 19 240,0 | | 1'29.882 19 241,6 | | 1'30.516 6 239,5 | | | | | | | | | |
| 13 | 71 T. EDWARDS Ducati Panigale V2 | AUS | 1'29.980 43 246,0 | | 1'31.064 20 246,0 | | 1'29.980 17 244,9 | | 1'31.234 6 238,9 | | | | | | | | | |
| 14 | 61 C. ONCU Kawasaki ZX-6R | TUR | 1'30.034 30 243,8 | | 1'30.879 10 241,6 | | 1'30.034 14 243,8 | | 1'30.561 6 240,5 | | | | | | | | | |
| 15 | 25 M. BRENNER Kawasaki ZX-6R | SUI | 1'30.131 44 241,1 | | 1'31.136 20 240,5 | | 1'30.131 18 241,1 | | 1'31.424 6 237,9 | | | | | | | | | |
| 16 | 23 M. SCHROETTER MV Agusta F3 800 RR | GER | 1'30.149 41 244,9 | | 1'30.553 18 244,3 | | 1'30.149 17 243,2 | | 1'30.873 6 244,9 | | | | | | | | | |
| 17 | 50 D. VOSTATEK Triumph Street Triple RS 765 | CZE | 1'30.157 42 241,1 | | 1'30.407 19 241,1 | | 1'30.157 18 238,4 | | 1'31.490 5 235,8 | | | | | | | | | |
| 18 | 5 N. ANTONELLI Ducati Panigale V2 | ITA | 1'30.230 40 241,6 | | 1'31.063 17 240,0 | | 1'30.230 18 241,6 | | 1'31.503 5 240,5 | | | | | | | | | |
| 19 | 40 S. CORSI Ducati Panigale V2 | ITA | 1'30.343 44 240,5 | | 1'31.716 18 240,5 | | 1'30.343 20 240,5 | | 1'31.109 6 239,5 | | | | | | | | | |
| 20 | 17 J. MCPHEE Triumph Street Triple RS 765 | GBR | 1'30.375 42 241,6 | | 1'30.820 18 241,1 | | 1'30.375 18 241,1 | | 1'31.468 6 241,6 | | | | | | | | | |
| 21 | 27 K. TOBA Honda CBR600RR | JPN | 1'30.438 41 243,2 | | 1'32.203 21 240,5 | | 1'30.438 14 243,2 | | 1'31.406 6 237,4 | | | | | | | | | |
| 22 | 51 A. SARMOON Yamaha YZF R6 | THA | 1'30.643 44 242,7 | | 1'31.600 19 240,5 | | 1'30.643 19 242,7 | | 1'30.844 6 240,0 | | | | | | | | | |
| 23 | 7 L. BALDASSARRI Triumph Street Triple RS 765 | ITA | 1'30.651 40 240,0 | | 1'31.794 15 233,3 | | 1'30.651 19 240,0 | | 1'31.417 6 237,4 | | | | | | | | | |
| 24 | 74 P. BIESIEKIRSKI Ducati Panigale V2 | POL | 1'30.686 40 244,3 | | 1'31.948 16 241,6 | | 1'30.686 18 240,0 | | 1'31.387 6 244,3 | | | | | | | | | |
| 25 | 15 E. MCMANUS Ducati Panigale V2 | IRL | 1'30.705 42 242,2 | | 1'30.865 20 242,2 | | 1'30.705 16 240,5 | | 1'31.209 6 242,2 | | | | | | | | | |

13/07/2024
These data/results cannot be reproduced, stored and/or transmitted in whole or in part by any manner of electronic, mechanical, photocopying, recording, broadcasting or otherwise now known or herein after developed without the previous express consent by the copyright owner, except for reproduction in daily press and regular printed publications on sale to the public within 60 days of the event related to those data/results and always provided that copyright symbol appears together as follows below.
© DORNA WSBK ORGANIZATION Srl 2024





Donington Park 4.023 m

Prosecco DOC UK Round, 12-14 July 2024
Best Laps & Speeds

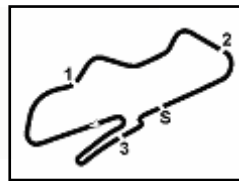
2 / 2

| No. | Rider Bike | Nat | Best Lap | | FP | | SP | | WUP1 | | | | | | | | | | |
|-----|--------------------------------------------|-----|-----------------------|-------|-----------------------|--------------|-----------------------|--------------|----------------------|--------------|--|--|--|--|--|--|--|--|----|
| | | | LL | SPD | LL | SPD | LL | SPD | LL | SPD | | | | | | | | | LL |
| 26 | 22 F. FULIGNI Ducati Panigale V2 | ITA | 1'30.789 44 | 246,0 | 1'31.651 19 | 241,1 | 1'30.789 19 | 246,0 | 1'31.503 6 | 238,9 | | | | | | | | | |
| 27 | 68 L. POWER MV Agusta F3 800 RR | AUS | 1'30.836 36 | 243,2 | 1'32.332 13 | 241,6 | 1'30.836 17 | 243,2 | 1'32.721 6 | 239,5 | | | | | | | | | |
| 28 | 12 T. TOMS Yamaha YZF R6 | GBR | 1'30.838 44 | 238,4 | 1'32.014 18 | 238,4 | 1'30.838 20 | 236,3 | 1'31.915 6 | 235,3 | | | | | | | | | |
| 29 | 19 G. GIANNINI Kawasaki ZX-6R | ITA | 1'30.930 41 | 238,4 | 1'32.204 21 | 237,4 | 1'30.930 19 | 238,4 | 1'31.513 1 | | | | | | | | | | |
| 30 | 39 K. KEANKUM Yamaha YZF R6 | THA | 1'31.205 37 | 237,9 | 1'32.510 20 | 237,9 | 1'32.411 11 | 235,3 | 1'31.205 6 | 237,9 | | | | | | | | | |
| 31 | 3 R. DE ROSA QJMOTOR SRK 800 RR | ITA | 1'31.700 45 | 233,8 | 1'32.758 20 | 233,8 | 1'31.700 19 | 233,8 | 1'32.360 6 | 230,8 | | | | | | | | | |
| 32 | 89 K. BIN PAWI Honda CBR600RR | MAS | 1'31.701 43 | 242,7 | 1'32.485 18 | 239,5 | 1'31.795 19 | 236,8 | 1'31.701 6 | 242,7 | | | | | | | | | |
| 33 | 72 Y. RUIZ Yamaha YZF R6 | ESP | 1'32.234 11 | 237,9 | 1'32.234 11 | 237,9 | | | | | | | | | | | | | |

13/07/2024

These data/results cannot be reproduced, stored and/or transmitted in whole or in part by any manner of electronic, mechanical, photocopying, recording, broadcasting or otherwise now known or herein after developed without the previous express consent by the copyright owner, except for reproduction in daily press and regular printed publications on sale to the public within 60 days of the event related to those data/results and always provided that copyright symbol appears together as follows below.

© DORNA WSBK ORGANIZATION Srl 2024



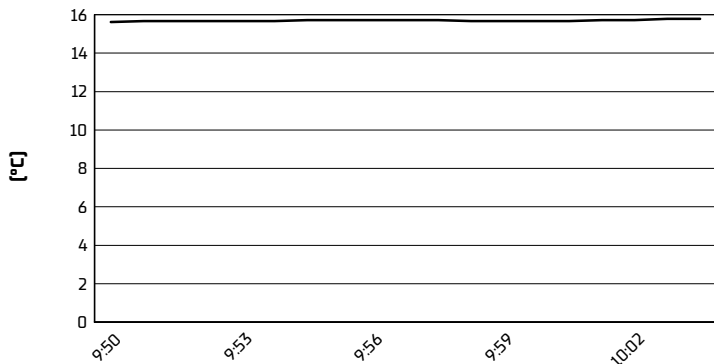
Donington Park 4.023 m

Prosecco DOC UK Round, 12-14 July 2024

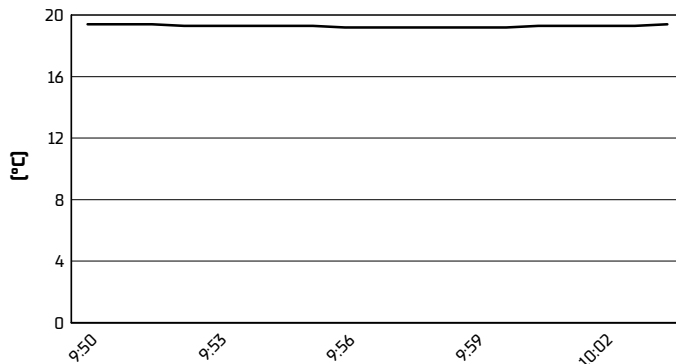
Weather Report Warm Up 1

Session started 09:50 - Session ended 10:03

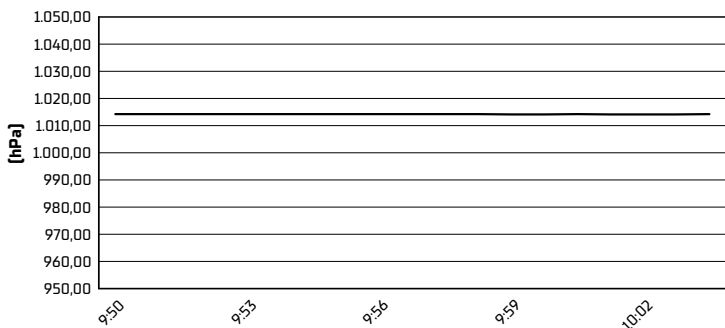
Air Temperature



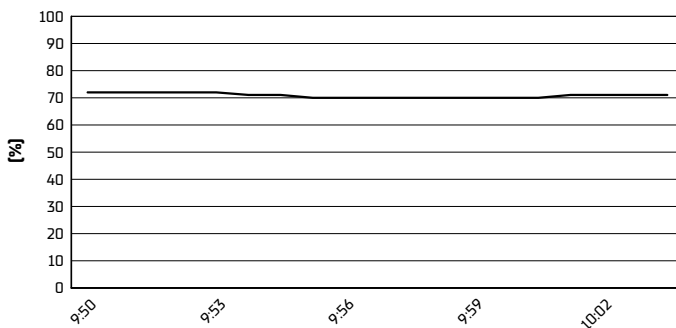
Track Temperature



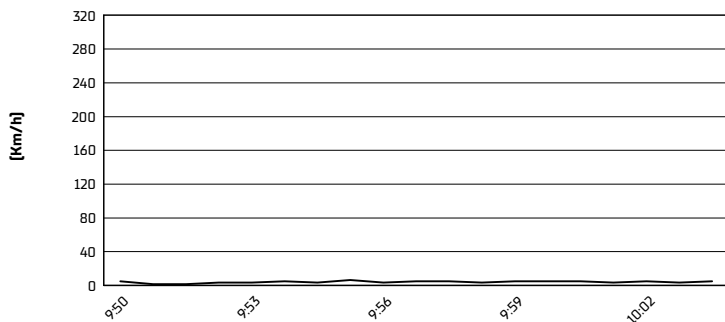
Air Pressure



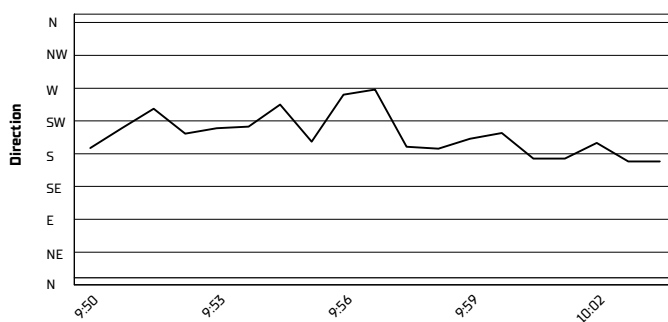
Humidity



Wind Speed



Wind Direction

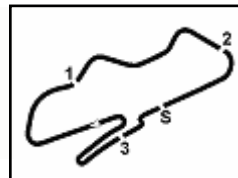


13/07/2024

These data/results cannot be reproduced, stored and/or transmitted in whole or in part by any manner of electronic, mechanical, photocopying, recording, broadcasting or otherwise now known or herein after developed without the previous express consent by the copyright owner, except for reproduction in daily press and regular printed publications on sale to the public within 60 days of the event related to those data/results and always provided that copyright symbol appears together as follows below.

© DORNA WSBK ORGANIZATION Srl 2024





Donington Park 4.023 m

Prosecco DOC UK Round, 12-14 July 2024
Starting Grid - Race 1 (19 Laps x 4,023 km = 76,437 km)

| | | | | | | |
|----|----|-----------------------------------------------|----|-----------------------------------------------|----|----------------------------------------------|
| 1 | 1 | 99 HUERTAS A. Ducati 1'28.322 | 2 | 55 MONTELLA Y. Ducati 1'28.385 | 3 | 62 MANZI S. Yamaha 1'28.895 |
| 2 | 4 | 53 DEBISE V. Yamaha 1'29.141 | 5 | 94 MAHIAS L. Yamaha 1'29.228 | 6 | 9 NAVARRO J. Ducati 1'29.384 |
| 3 | 7 | 69 BOOTH-AMOS T. Triumph 1'29.505 | 8 | 66 TUULI N. Ducati 1'29.522 | 9 | 54 SOFUOGLU B. MV Agusta 1'29.538 |
| 4 | 10 | 28 VAN STRAALEN G. Yamaha 1'29.566 | 11 | 64 CARICASULO F. MV Agusta 1'29.603 | 12 | 32 BAYLISS O. Ducati 1'29.882 |
| 5 | 13 | 71 EDWARDS T. Ducati 1'29.980 | 14 | 61 ONCU C. Kawasaki 1'30.034 | 15 | 25 BRENNER M. Kawasaki 1'30.131 |
| 6 | 16 | 23 SCHROETTER M. MV Agusta 1'30.149 | 17 | 50 VOSTATEK O. Triumph 1'30.157 | 18 | 5 ANTONELLI N. Ducati 1'30.230 |
| 7 | 19 | 40 CORSI S. Ducati 1'30.343 | 20 | 17 MCPHEE J. Triumph 1'30.375 | 21 | 27 TOBA K. Honda 1'30.438 |
| 8 | 22 | 51 SARMOON A. Yamaha 1'30.643 | 23 | 7 BALDASSARRI L. Triumph 1'30.651 | 24 | 74 BIESIEKIRSKI P. Ducati 1'30.686 |
| 9 | 25 | 15 MCMANUS E. Ducati 1'30.705 | 26 | 22 FULIGNI F. Ducati 1'30.789 | 27 | 68 POWER L. MV Agusta 1'30.836 |
| 10 | 28 | 12 TOMS T. Yamaha 1'30.838 | 29 | 19 GIANNINI G. Kawasaki 1'30.930 | 30 | 3 DE ROSA R. QJMOTOR 1'31.700 |
| 11 | 31 | 89 BIN PAWI K. Honda 1'31.795 | 32 | 39 KEANKUM K. Yamaha 1'32.411 | | |

13/07/2024 The Race Director

These data/results cannot be reproduced, stored and/or transmitted in whole or in part by any manner of electronic, mechanical, photocopying, recording, broadcasting or otherwise now known or herein after developed without the previous express consent by the copyright owner, except for reproduction in daily press and regular printed publications on sale to the public within 60 days of the event related to those data/results and always provided that copyright symbol appears together as follows below. © DORNA WSBK ORGANIZATION Srl 2024