

Prosecco DOC UK Round, 12-14 July 2024
Results Warm Up 2

No.	Rider	Nat	Team	Bike	Class	Time	Gap	Rel.	Laps	Speed	
										Avg	Max
1	99 A. HUERTAS	ESP	Aruba.it Racing WorldSSP Team	Ducati Panigale V2		1'28.697			6	163,284	242,2
2	9 J. NAVARRO	ESP	Orelac Racing Verdunatura	Ducati Panigale V2		1'29.435	0.738	0.738	6	161,937	241,1
3	23 M. SCHROETTER	GER	MV Agusta Reparto Corse	MV Agusta F3 800 RR		1'29.537	0.840	0.102	6	161,752	241,6
4	53 V. DEBISE	FRA	Evan Bros. WorldSSP Yamaha Team	Yamaha YZF R6		1'29.549	0.852	0.012	6	161,730	240,0
5	62 S. MANZI	ITA	Pata Yamaha Ten Kate Racing	Yamaha YZF R6		1'29.559	0.862	0.010	5	161,712	238,4
6	55 Y. MONTELLA	ITA	Barni Spark Racing Team	Ducati Panigale V2		1'29.572	0.875	0.013	6	161,689	241,1
7	66 N. TUULI	FIN	EAB Racing Team	Ducati Panigale V2		1'29.579	0.882	0.007	6	161,676	244,9
8	94 L. MAHIAS	FRA	GMT94 Yamaha	Yamaha YZF R6		1'29.748	1.051	0.169	6	161,372	240,0
9	32 O. BAYLISS	AUS	D34G Racing WorldSSP Team	Ducati Panigale V2		1'29.901	1.204	0.153	6	161,097	247,1
10	17 J. MCPHEE	GBR	WRP-RT Motorsport by SKM-Triumph	Triumph Street Triple RS 765		1'29.977	1.280	0.076	6	160,961	241,1
11	64 F. CARICASULO	ITA	Motozoo ME AIR Racing	MV Agusta F3 800 RR		1'30.126	1.429	0.149	6	160,695	242,2
12	54 B. SOFUOGLU	TUR	MV Agusta Reparto Corse	MV Agusta F3 800 RR		1'30.130	1.433	0.004	6	160,688	239,5
13	7 L. BALDASSARRI	ITA	WRP-RT Motorsport by SKM-Triumph	Triumph Street Triple RS 765		1'30.228	1.531	0.098	6	160,513	237,4
14	28 G. VAN STRAALLEN	NED	Pata Yamaha Ten Kate Racing	Yamaha YZF R6		1'30.256	1.559	0.028	6	160,464	239,5
15	68 L. POWER	AUS	Motozoo ME AIR Racing	MV Agusta F3 800 RR	*	1'30.505	1.808	0.249	6	160,022	240,0
16	22 F. FULIGNI	ITA	Orelac Racing Verdunatura	Ducati Panigale V2	*	1'30.628	1.931	0.123	6	159,805	240,0
17	51 A. SARMOON	THA	Yamaha Thailand Racing Team	Yamaha YZF R6		1'30.674	1.977	0.046	6	159,724	243,2
18	15 E. MCMANUS	IRL	Rokit Haslam Racing	Ducati Panigale V2		1'30.767	2.070	0.093	6	159,560	241,6
19	27 K. TOBA	JPN	PETRONAS MIE Racing Honda	Honda CBR600RR		1'30.846	2.149	0.079	4	159,421	240,5
20	74 P. BIESIEKIRSKI	POL	Ecosantagata Althea Racing Team	Ducati Panigale V2		1'30.873	2.176	0.027	6	159,374	
21	71 T. EDWARDS	AUS	D34G Racing WorldSSP Team	Ducati Panigale V2	*	1'30.987	2.290	0.114	4	159,174	244,9
22	50 O. VOSTATEK	CZE	PTR Triumph	Triumph Street Triple RS 765		1'31.025	2.328	0.038	5	159,108	235,3
23	69 T. BOOTH-AMOS	GBR	PTR Triumph	Triumph Street Triple RS 765		1'31.061	2.364	0.036	5	159,045	234,3
24	39 K. KEANKUM	THA	Yamaha Thailand Racing Team	Yamaha YZF R6		1'31.115	2.418	0.054	5	158,951	238,9
25	25 M. BRENNER	SUI	VIAMO Racing by MTM	Kawasaki ZX-6R		1'31.202	2.505	0.087	6	158,799	237,4
26	89 K. BIN PAWI	MAS	PETRONAS MIE Racing Honda	Honda CBR600RR		1'31.263	2.566	0.061	6	158,693	237,9
27	12 T. TOMS	GBR	R&R Racing	Yamaha YZF R6		1'31.493	2.796	0.230	6	158,294	232,8
28	5 N. ANTONELLI	ITA	Ecosantagata Althea Racing Team	Ducati Panigale V2		1'31.718	3.021	0.225	6	157,906	237,9
29	61 C. ONCU	TUR	Kawasaki Puccetti Racing	Kawasaki ZX-6R		1'31.819	3.122	0.101	6	157,732	237,4
30	3 R. DE ROSA	ITA	QJMOTOR Factory Racing	QJMOTOR SRK 800 RR	*	1'32.430	3.733	0.611	6	156,689	230,3
----- Out 105% in this Session -----											
31	19 G. GIANNINI	ITA	Team ProDina Kawasaki	Kawasaki ZX-6R	*	1'33.297	4.600	0.867	3	155,233	
32	40 S. CORSI	ITA	Renzi Corse	Ducati Panigale V2	*				0		89,6

Qualifying Lap Time (105% of 1'28.697): **1'33.132**

* WorldSSP Challenge

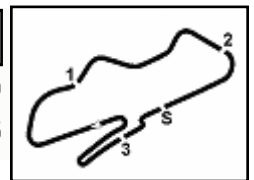
AIR	Humidity:	77%	Temp:	16°C
TRACK	Condition:	Dry	Temp:	19°C

Records	Pole	(SP)	2024 A.Huertas	1'28.322	163,980	Km/h
	Race	(RC1)	2024 A.Huertas	1'28.861	162,980	Km/h
	All Times	(SP)	2024 A.Huertas	1'28.322	163,980	Km/h

Start End The results are provisional until the end of the time limit for protests and appeals
14/07/2024 09:40 09:51 and the completion of the technical checks.

These data/results cannot be reproduced, stored and/or transmitted in whole or in part by any manner of electronic, mechanical, photocopying, recording, broadcasting or otherwise now known or herein after developed without the previous express consent by the copyright owner, except for reproduction in daily press and regular printed publications on sale to the public within 60 days of the event related to those data/results and always provided that copyright symbol appears together as follows below.

© DORNA WSBK ORGANIZATION Srl 2024



Prosecco DOC UK Round, 12-14 July 2024
Results Warm Up 2

Session Highlights

Local Time	No. Rider	Description
09.40.00		Start of Session
09.40.37		WorldSSP Pit Intervention Time: 1min 3secs
09.42.09	19 G. GIANNINI	#19 BLACK FLAG - Transponder Not Working
09.42.48	69 T. BOOTH-AMOS	#69 Lap Cancelled (First Lap) - Exceeded Track Limits - Turn 9
09.45.00		Official Ambient Temperature: 16.4 degrees
09.48.12	71 T. EDWARDS	#71 Crashed - Turn 1
09.48.26	27 K. TOBA	#27 Lap Cancelled [1'55.765] - Course Cutting - Turn 9
09.49.29	39 K. KEANKUM	#39 Crashed - Turn 12
09.50.59	50 O. VOSTATEK	#50 Lap Cancelled [1'33.979] - Course Cutting - Turn 9
09.51.54		End of Session

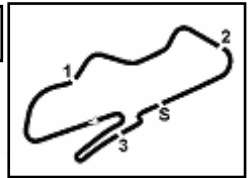
Fastest Laps Sequence

No.	Rider	Nat	Team	Bike	Local Time	Time	Gap	Avg
55	Y. MONTELLA	ITA	Barni Spark Racing Team	Ducati Panigale V2	09:43'02.488	1'29.767		161,338
99	A. HUERTAS	ESP	Aruba.it Racing WorldSSP Team	Ducati Panigale V2	09:43'46.123	1'28.982	-0.785	162,761
99	A. HUERTAS	ESP	Aruba.it Racing WorldSSP Team	Ducati Panigale V2	09:45'14.908	1'28.785	-0.197	163,122
99	A. HUERTAS	ESP	Aruba.it Racing WorldSSP Team	Ducati Panigale V2	09:48'13.411	1'28.697	-0.088	163,284

14/07/2024 Start 09:40 End 09:51 The results are provisional until the end of the time limit for protests and appeals and the completion of the technical checks.

These data/results cannot be reproduced, stored and/or transmitted in whole or in part by any manner of electronic, mechanical, photocopying, recording, broadcasting or otherwise now known or herein after developed without the previous express consent by the copyright owner, except for reproduction in daily press and regular printed publications on sale to the public within 60 days of the event related to those data/results and always provided that copyright symbol appears together as follows below.

© DORNA WSBK ORGANIZATION Srl 2024



Prosecco DOC UK Round, 12-14 July 2024
Best Sectors & Speed Warm Up 2

BEST LAP		
1	99 A. HUERTAS	Ducati Panigale V2 1'28.697
2	9 J. NAVARRO	Ducati Panigale V2 1'29.435
3	23 M. SCHROETTER	MV Agusta F3 800 RR 1'29.537
4	53 V. DEBISE	Yamaha YZF R6 1'29.549
5	62 S. MANZI	Yamaha YZF R6 1'29.559
6	55 Y. MONTELLA	Ducati Panigale V2 1'29.572
7	66 N. TUULI	Ducati Panigale V2 1'29.579
8	94 L. MAHIAS	Yamaha YZF R6 1'29.748
9	32 O. BAYLISS	Ducati Panigale V2 1'29.901
10	17 J. MCPHEE	Triumph Street Triple RS 765 1'29.977
11	64 F. CARICASULO	MV Agusta F3 800 RR 1'30.126
12	54 B. SOFUOGLU	MV Agusta F3 800 RR 1'30.130
13	7 L. BALDASSARRI	Triumph Street Triple RS 765 1'30.228
14	28 G. VAN STRAALLEN	Yamaha YZF R6 1'30.256
15	68 L. POWER	MV Agusta F3 800 RR 1'30.505
16	22 F. FULIGNI	Ducati Panigale V2 1'30.628
17	51 A. SARMOON	Yamaha YZF R6 1'30.674
18	15 E. MCMANUS	Ducati Panigale V2 1'30.767
19	27 K. TOBA	Honda CBR600RR 1'30.846
20	74 P. BIESIEKIRSKI	Ducati Panigale V2 1'30.873
21	71 T. EDWARDS	Ducati Panigale V2 1'30.987
22	50 O. VOSTATEK	Triumph Street Triple RS 765 1'31.025
23	69 T. BOOTH-AMOS	Triumph Street Triple RS 765 1'31.061
24	39 K. KEANKUM	Yamaha YZF R6 1'31.115
25	25 M. BRENNER	Kawasaki ZX-6R 1'31.202
26	89 K. BIN PAWI	Honda CBR600RR 1'31.263
27	12 T. TOMS	Yamaha YZF R6 1'31.493
28	5 N. ANTONELLI	Ducati Panigale V2 1'31.718
29	61 C. ONCU	Kawasaki ZX-6R 1'31.819
30	3 R. DE ROSA	QJMOTOR SRK 800 RR 1'32.430
31	19 G. GIANNINI	Kawasaki ZX-6R 1'33.297
32	40 S. CORSI	Ducati Panigale V2

SPEED		
1	32 O. BAYLISS	Ducati Panigale V2 247,1
2	71 T. EDWARDS	Ducati Panigale V2 244,9
3	66 N. TUULI	Ducati Panigale V2 244,9
4	51 A. SARMOON	Yamaha YZF R6 243,2
5	64 F. CARICASULO	MV Agusta F3 800 RR 242,2
6	99 A. HUERTAS	Ducati Panigale V2 242,2
7	15 E. MCMANUS	Ducati Panigale V2 241,6
8	23 M. SCHROETTER	MV Agusta F3 800 RR 241,6
9	9 J. NAVARRO	Ducati Panigale V2 241,1
10	55 Y. MONTELLA	Ducati Panigale V2 241,1
11	17 J. MCPHEE	Triumph Street Triple RS 765 241,1
12	27 K. TOBA	Honda CBR600RR 240,5
13	94 L. MAHIAS	Yamaha YZF R6 240,0
14	22 F. FULIGNI	Ducati Panigale V2 240,0
15	68 L. POWER	MV Agusta F3 800 RR 240,0
16	53 V. DEBISE	Yamaha YZF R6 240,0
17	28 G. VAN STRAALLEN	Yamaha YZF R6 239,5
18	54 B. SOFUOGLU	MV Agusta F3 800 RR 239,5
19	39 K. KEANKUM	Yamaha YZF R6 238,9
20	62 S. MANZI	Yamaha YZF R6 238,4
21	89 K. BIN PAWI	Honda CBR600RR 237,9
22	5 N. ANTONELLI	Ducati Panigale V2 237,9
23	7 L. BALDASSARRI	Triumph Street Triple RS 765 237,4
24	61 C. ONCU	Kawasaki ZX-6R 237,4
25	25 M. BRENNER	Kawasaki ZX-6R 237,4
26	50 O. VOSTATEK	Triumph Street Triple RS 765 235,3
27	69 T. BOOTH-AMOS	Triumph Street Triple RS 765 234,3
28	12 T. TOMS	Yamaha YZF R6 232,8
29	3 R. DE ROSA	QJMOTOR SRK 800 RR 230,3
30	40 S. CORSI	Ducati Panigale V2 89,6

SEG. 1	
1	99 A. HUERTAS 19.069
2	94 L. MAHIAS 19.150
3	55 Y. MONTELLA 19.188
4	62 S. MANZI 19.202
5	66 N. TUULI 19.229
6	54 B. SOFUOGLU 19.237
7	53 V. DEBISE 19.238
8	9 J. NAVARRO 19.246
9	23 M. SCHROETTER 19.285
10	7 L. BALDASSARRI 19.297
11	64 F. CARICASULO 19.298
12	17 J. MCPHEE 19.307
13	32 O. BAYLISS 19.360
14	68 L. POWER 19.388
15	27 K. TOBA 19.394
16	71 T. EDWARDS 19.410
17	51 A. SARMOON 19.423
18	22 F. FULIGNI 19.458
19	28 G. VAN STRAALLEN 19.464
20	15 E. MCMANUS 19.538
21	50 O. VOSTATEK 19.539
22	89 K. BIN PAWI 19.605
23	25 M. BRENNER 19.616
24	39 K. KEANKUM 19.637
25	61 C. ONCU 19.649
26	5 N. ANTONELLI 19.677
27	69 T. BOOTH-AMOS 19.691
28	12 T. TOMS 19.749
29	3 R. DE ROSA 19.964

SEG. 2	
1	99 A. HUERTAS 24.002
2	66 N. TUULI 24.210
3	53 V. DEBISE 24.258
4	62 S. MANZI 24.291
5	55 Y. MONTELLA 24.295
6	9 J. NAVARRO 24.325
7	17 J. MCPHEE 24.360
8	28 G. VAN STRAALLEN 24.371
9	94 L. MAHIAS 24.413
10	23 M. SCHROETTER 24.417
11	32 O. BAYLISS 24.436
12	54 B. SOFUOGLU 24.468
13	64 F. CARICASULO 24.476
14	7 L. BALDASSARRI 24.482
15	27 K. TOBA 24.493
16	71 T. EDWARDS 24.589
17	51 A. SARMOON 24.607
18	68 L. POWER 24.621
19	50 O. VOSTATEK 24.644
20	22 F. FULIGNI 24.664
21	61 C. ONCU 24.674
22	15 E. MCMANUS 24.674
23	25 M. BRENNER 24.681
24	39 K. KEANKUM 24.689
25	69 T. BOOTH-AMOS 24.833
26	12 T. TOMS 24.873
27	89 K. BIN PAWI 24.908
28	5 N. ANTONELLI 24.932
29	3 R. DE ROSA 25.047
30	40 S. CORSI 46.737

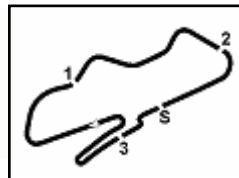
SEG. 3	
1	99 A. HUERTAS 22.293
2	62 S. MANZI 22.437
3	66 N. TUULI 22.537
4	55 Y. MONTELLA 22.561
5	94 L. MAHIAS 22.572
6	9 J. NAVARRO 22.603
7	32 O. BAYLISS 22.613
8	53 V. DEBISE 22.695
9	23 M. SCHROETTER 22.717
10	54 B. SOFUOGLU 22.717
11	64 F. CARICASULO 22.724
12	17 J. MCPHEE 22.735
13	7 L. BALDASSARRI 22.788
14	15 E. MCMANUS 22.814
15	51 A. SARMOON 22.858
16	28 G. VAN STRAALLEN 22.861
17	39 K. KEANKUM 22.879
18	22 F. FULIGNI 22.893
19	71 T. EDWARDS 22.915
20	68 L. POWER 22.917
21	89 K. BIN PAWI 22.921
22	27 K. TOBA 22.977
23	50 O. VOSTATEK 22.979
24	25 M. BRENNER 23.016
25	69 T. BOOTH-AMOS 23.037
26	61 C. ONCU 23.073
27	12 T. TOMS 23.197
28	5 N. ANTONELLI 23.199
29	3 R. DE ROSA 23.385
30	40 S. CORSI 44.706

SEG. 4	
1	23 M. SCHROETTER 23.118
2	53 V. DEBISE 23.146
3	99 A. HUERTAS 23.224
4	9 J. NAVARRO 23.252
5	55 Y. MONTELLA 23.306
6	62 S. MANZI 23.337
7	94 L. MAHIAS 23.345
8	66 N. TUULI 23.388
9	69 T. BOOTH-AMOS 23.432
10	64 F. CARICASULO 23.448
11	54 B. SOFUOGLU 23.461
12	28 G. VAN STRAALLEN 23.461
13	22 F. FULIGNI 23.476
14	32 O. BAYLISS 23.492
15	7 L. BALDASSARRI 23.511
16	68 L. POWER 23.520
17	17 J. MCPHEE 23.532
18	25 M. BRENNER 23.627
19	27 K. TOBA 23.643
20	12 T. TOMS 23.654
21	89 K. BIN PAWI 23.659
22	15 E. MCMANUS 23.681
23	50 O. VOSTATEK 23.690
24	39 K. KEANKUM 23.714
25	51 A. SARMOON 23.716
26	5 N. ANTONELLI 23.768
27	71 T. EDWARDS 23.895
28	3 R. DE ROSA 23.907
29	61 C. ONCU 23.946

14/07/2024

These data/results cannot be reproduced, stored and/or transmitted in whole or in part by any manner of electronic, mechanical, photocopying, recording, broadcasting or otherwise now known or herein after developed without the previous express consent by the copyright owner, except for reproduction in daily press and regular printed publications on sale to the public within 60 days of the event related to those data/results and always provided that copyright symbol appears together as follows below.

© DORNA WSBK ORGANIZATION Srl 2024



Donington Park 4.023 m

Prosecco DOC UK Round, 12-14 July 2024
Ideal Times Warm Up 2

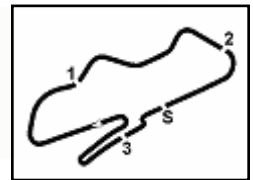
No.	Rider	Nat	Bike	Seg. 1	Seg. 2	Seg. 3	Seg. 4	Ideal Time			
				Diff. 1	Diff. 2	Diff. 3	Diff. 4	Best Lap	Pos.	Diff.	
1	99 A. HUERTAS	ESP	Ducati Panigale V2	19.069	24.002 +0.109	22.293	23.224	1'28.588 1'28.697	1	0.109	
2	62 S. MANZI	ITA	Yamaha YZF R6	19.202 +0.006	24.291	22.437 +0.176	23.337 +0.110	1'29.267 1'29.559	5	0.292	
3	53 V. DEBISE	FRA	Yamaha YZF R6	19.238 +0.072	24.258 +0.057	22.695 +0.083	23.146	1'29.337 1'29.549	4	0.212	
4	55 Y. MONTELLA	ITA	Ducati Panigale V2	19.188	24.295	22.561	23.306 +0.222	1'29.350 1'29.572	6	0.222	
5	66 N. TUULI	FIN	Ducati Panigale V2	19.229 +0.041	24.210 +0.174	22.537	23.388	1'29.364 1'29.579	7	0.215	
6	9 J. NAVARRO	ESP	Ducati Panigale V2	19.246	24.325	22.603	23.252 +0.009	1'29.426 1'29.435	2	0.009	
7	94 L. MAHIAS	FRA	Yamaha YZF R6	19.150 +0.262	24.413	22.572 +0.006	23.345	1'29.480 1'29.748	8	0.268	
8	23 M. SCHROETTER	GER	MV Agusta F3 800 RR	19.285	24.417	22.717	23.118	1'29.537 1'29.537	3		
9	54 B. SOFUOGLU	TUR	MV Agusta F3 800 RR	19.237 +0.025	24.468	22.717 +0.148	23.461 +0.074	1'29.883 1'30.130	12	0.247	
10	32 D. BAYLISS	AUS	Ducati Panigale V2	19.360	24.436	22.613	23.492	1'29.901 1'29.901	9		
11	17 J. MCPHEE	GBR	Triumph Street Triple RS 765	19.307 +0.002	24.360	22.735	23.532 +0.041	1'29.934 1'29.977	10	0.043	
12	64 F. CARICASULO	ITA	MV Agusta F3 800 RR	19.298 +0.139	24.476 +0.006	22.724	23.448 +0.035	1'29.946 1'30.126	11	0.180	
13	7 L. BALDASSARRI	ITA	Triumph Street Triple RS 765	19.297 +0.062	24.482 +0.059	22.788	23.511 +0.029	1'30.078 1'30.228	13	0.150	
14	28 G. VAN STRAALLEN	NED	Yamaha YZF R6	19.464	24.371	22.861 +0.099	23.461	1'30.157 1'30.256	14	0.099	
15	68 L. POWER	AUS	MV Agusta F3 800 RR	19.388	24.621 +0.053	22.917 +0.006	23.520	1'30.446 1'30.505	15	0.059	
16	22 F. FULIGNI	ITA	Ducati Panigale V2	19.458 +0.047	24.664 +0.088	22.893 +0.002	23.476	1'30.491 1'30.628	16	0.137	
17	27 K. TOBA	JPN	Honda CBR600RR	19.394 +0.103	24.493 +0.011	22.977 +0.065	23.643 +0.160	1'30.507 1'30.846	19	0.339	
18	51 A. SARMOON	THA	Yamaha YZF R6	19.423	24.607	22.858	23.716 +0.070	1'30.604 1'30.674	17	0.070	
19	15 E. MCMANUS	IRL	Ducati Panigale V2	19.538	24.674 +0.023	22.814	23.681 +0.037	1'30.707 1'30.767	18	0.060	
20	71 T. EDWARDS	AUS	Ducati Panigale V2	19.410 +0.178	24.589	22.915	23.895	1'30.809 1'30.987	21	0.178	
21	50 D. VOSTATEK	CZE	Triumph Street Triple RS 765	19.539 +0.020	24.644 +0.135	22.979 +0.018	23.690	1'30.852 1'31.025	22	0.173	
22	39 K. KEANKUM	THA	Yamaha YZF R6	19.637 +0.196	24.689	22.879	23.714	1'30.919 1'31.115	24	0.196	
23	25 M. BRENNER	SUI	Kawasaki ZX-6R	19.616	24.681	23.016	23.627 +0.262	1'30.940 1'31.202	25	0.262	
24	69 T. BOOTH-AMOS	GBR	Triumph Street Triple RS 765	19.691	24.833 +0.068	23.037	23.432	1'30.993 1'31.061	23	0.068	
25	89 K. BIN PAWI	MAS	Honda CBR600RR	19.605 +0.025	24.908 +0.112	22.921 +0.007	23.659 +0.026	1'31.093 1'31.263	26	0.170	
26	61 C. ONCU	TUR	Kawasaki ZX-6R	19.649 +0.063	24.674 +0.191	23.073 +0.072	23.946 +0.151	1'31.342 1'31.819	29	0.477	
27	12 T. TOMS	GBR	Yamaha YZF R6	19.749 +0.020	24.873	23.197	23.654	1'31.473 1'31.493	27	0.020	
28	5 N. ANTONELLI	ITA	Ducati Panigale V2	19.677 +0.097	24.932 +0.045	23.199	23.768	1'31.576 1'31.718	28	0.142	
29	3 R. DE ROSA	ITA	QJMOTOR SRK 800 RR	19.964	25.047 +0.127	23.385	23.907	1'32.303 1'32.430	30	0.127	
	19 G. GIANNINI	ITA	Kawasaki ZX-6R	One or more sectors missing					1'33.297		
	40 S. CORSI	ITA	Ducati Panigale V2								
	74 P. BIESIEKIRSKI	POL	Ducati Panigale V2	One or more sectors missing					1'30.873		
Overall Ideal Time				19.069	24.002	22.293	23.118	1'28.482			

14/07/2024

These data/results cannot be reproduced, stored and/or transmitted in whole or in part by any manner of electronic, mechanical, photocopying, recording, broadcasting or otherwise now known or herein after developed without the previous express consent by the copyright owner, except for reproduction in daily press and regular printed publications on sale to the public within 60 days of the event related to those data/results and always provided that copyright symbol appears together as follows below.

© DORNA WSBK ORGANIZATION Srl 2024

FIGR PERUGIA TIMING

Prosecco DOC UK Round, 12-14 July 2024
Chronological Analysis Warm Up 2

1° 99 A. HUERTAS [1'28.697]							
Lap	Seg1	Seg2	Seg3	Seg4	Lap Time	km/h	Local Time
1		24.452	22.595	23.676		240,0	
2	19.209	24.063	22.428	23.282	1'28.982	241,1	9:43'46.123
3	19.077	24.002	22.403	23.303	1'28.785	239,5	9:45'14.908
4	19.569	24.438	22.559	23.240	1'29.806	238,9	9:46'44.714
5	19.069	24.111	22.293	23.224	1'28.697	242,2	9:48'13.411
6	19.208	24.049	22.406	23.281	1'28.944	240,0	9:49'42.355
7	19.242	24.065	22.456	23.381	1'29.144	240,5	9:51'11.499

2° 9 J. NAVARRO [1'29.435]							
Lap	Seg1	Seg2	Seg3	Seg4	Lap Time	km/h	Local Time
1		25.312	23.520	23.716		241,1	
2	19.460	24.500	23.065	23.429	1'30.454	237,9	9:43'06.610
3	19.311	24.548	22.893	23.548	1'30.300	238,4	9:44'36.910
4	19.358	24.439	22.747	23.384	1'29.928	238,9	9:46'06.838
5	19.349	24.503	22.717	23.327	1'29.896	238,9	9:47'36.734
6	19.299	24.423	22.786	23.252	1'29.760	238,9	9:49'06.494
7	19.246	24.325	22.603	23.261	1'29.435	239,5	9:50'35.929

3° 23 M. SCHROETTER [1'29.537]							
Lap	Seg1	Seg2	Seg3	Seg4	Lap Time	km/h	Local Time
1		25.540	23.143	23.654		237,9	
2	19.453	24.923	22.900	23.481	1'30.757	236,8	9:43'51.503
3	19.415	24.582	22.830	23.348	1'30.175	239,5	9:45'21.678
4	19.373	24.612	22.789	23.284	1'30.058	238,9	9:46'51.736
5	19.285	24.417	22.717	23.118	1'29.537	238,4	9:48'21.273
6	19.352	24.495	23.120	23.856	1'30.823	241,6	9:49'52.096
7	19.341	24.580	22.853	23.316	1'30.090	238,4	9:51'22.186

4° 53 V. DEBISE [1'29.549]							
Lap	Seg1	Seg2	Seg3	Seg4	Lap Time	km/h	Local Time
1		25.878	23.352	23.780		238,4	
2	19.408	24.413	23.059	23.931	1'30.811	240,0	9:43'09.673
3	19.442	24.331	22.809	23.513	1'30.095	237,4	9:44'39.768
4	19.238	24.942	23.057	23.309	1'30.546	236,8	9:46'10.314
5	19.332	24.258	22.695	23.280	1'29.565	237,4	9:47'39.879
6	19.310	24.315	22.778	23.146	1'29.549	236,8	9:49'09.428
7	19.406	24.314	22.703	23.202	1'29.625	237,4	9:50'39.053

5° 62 S. MANZI [1'29.559]							
Lap	Seg1	Seg2	Seg3	Seg4	Lap Time	km/h	Local Time
1		25.892	23.030	23.973		235,3	
2	19.258	24.355	22.675	23.653	1'29.941	236,3	9:44'09.385
3	19.222	24.349	22.646	23.525	1'29.742	237,4	9:45'39.127
4	19.202	24.319	22.437	23.859	1'29.817	236,8	9:47'08.944
5	19.208	24.291	22.613	23.447	1'29.559	237,4	9:48'38.503
6	19.232	24.472	22.578	23.337	1'29.619	238,4	9:50'08.122

6° 55 Y. MONTELLA [1'29.572]							
Lap	Seg1	Seg2	Seg3	Seg4	Lap Time	km/h	Local Time
1		24.543	22.870	24.000		237,9	
2	19.302	24.327	22.563	23.575	1'29.767	241,1	9:43'02.488
3	19.188	24.295	22.561	23.528	1'29.572	240,0	9:44'32.060
4	19.253	24.361	22.581	23.407	1'29.602	241,1	9:46'01.662
5	19.248	24.475	22.580	23.306	1'29.609	241,1	9:47'31.271
6	19.291	24.489	22.730	23.738	1'30.248	240,5	9:49'01.519
7	19.526	24.746	22.657	23.513	1'30.442	240,0	9:50'31.961

7° 66 N. TUULI [1'29.579]							
Lap	Seg1	Seg2	Seg3	Seg4	Lap Time	km/h	Local Time
1							

1		25.397	23.098	23.959		234,8	
2	19.477	24.470	22.774	23.453	1'30.174	243,2	9:43'22.920
3	19.270	24.384	22.537	23.388	1'29.579	238,9	9:44'52.499
4	19.366	24.394	22.593	23.464	1'29.817	244,9	9:46'22.316
5	19.296	24.210	22.563	23.956	1'30.025	240,5	9:47'52.341
6	19.229	24.211	22.580	23.778	1'29.798	242,7	9:49'22.139
7	19.444	24.930	23.064	23.549	1'30.987	242,2	9:50'53.126

8° 94 L. MAHIAS [1'29.748]							
Lap	Seg1	Seg2	Seg3	Seg4	Lap Time	km/h	Local Time
1		25.805	23.103	24.258		236,8	
2	19.329	24.989	22.796	23.558	1'30.672	234,3	9:43'21.910
3	19.412	24.413	22.578	23.345	1'29.748	236,8	9:44'51.658
4	19.340	24.504	22.572	23.543	1'29.959	235,3	9:46'21.617
5	19.150	24.492	22.712	23.542	1'29.896	239,5	9:47'51.513
6	19.315	24.632	22.681	23.847	1'30.475	240,0	9:49'21.988
7	20.076	24.763	22.948	23.778	1'31.565	240,0	9:50'53.553

9° 32 D. BAYLISS [1'29.901]							
Lap	Seg1	Seg2	Seg3	Seg4	Lap Time	km/h	Local Time
1		25.762	23.303	24.311		241,1	
2	19.620	25.093	23.017	23.824	1'31.554	243,8	9:43'12.473
3	19.630	24.770	22.712	23.684	1'30.796	243,8	9:44'53.269
4	19.405	24.591	22.816	24.001	1'30.813	246,0	9:46'14.082
5	19.677	24.775	23.667	25.503	1'33.622	232,8	9:47'47.704
6	19.378	24.464	23.188	24.106	1'31.136	247,1	9:49'18.840
7	19.360	24.436	22.613	23.492	1'29.901	239,5	9:50'48.741

10° 17 J. MCPHEE [1'29.977]							
Lap	Seg1	Seg2	Seg3	Seg4	Lap Time	km/h	Local Time
1		25.769	23.348	24.314		233,8	
2	19.662	25.369	23.144	23.809	1'31.984	234,8	9:43'14.513
3	19.407	24.575	23.051	23.925	1'30.958	236,8	9:44'45.471
4	19.614	24.862	23.206	23.802	1'31.484	241,1	9:46'16.955
5	19.309	24.360	22.735	23.573	1'29.977	238,9	9:47'46.932
6	19.383	24.855	22.981	23.532	1'30.751	239,5	9:49'17.683
7	19.307	24.494	22.950	23.809	1'30.560	237,4	9:50'48.243

11° 64 F. CARICASULO [1'30.126]							
Lap	Seg1	Seg2	Seg3	Seg4	Lap Time	km/h	Local Time
1		26.558	23.250	24.440		240,0	
2	19.651	24.721	23.092	23.877	1'31.341	237,4	9:43'11.299
3	19.494	24.731	22.894	23.615	1'30.734	242,2	9:44'42.033
4	19.446	24.581	22.926	23.671	1'30.624	240,5	9:46'12.657
5	19.298	25.642	23.062	23.448	1'31.450	238,4	9:47'44.107
6	19.395	24.476	22.828	23.468	1'30.167	237,4	9:49'14.274
7	19.437	24.482	22.724	23.483	1'30.126	237,9	9:50'44.400

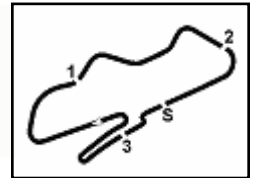
12° 54 B. SOFUOGLU [1'30.130]							
Lap	Seg1	Seg2	Seg3	Seg4	Lap Time	km/h	Local Time
1		25.608	23.367	24.045		235,3	
2	19.329	24.685	22.986	23.654	1'30.654	237,4	9:43'20.463
3	19.380	24.581	22.964	23.551	1'30.476	236,8	9:44'50.939
4	19.293	24.606	22.898	23.492	1'30.289	238,4	9:46'21.228
5	19.262	24.468	22.865	23.535	1'30.130	238,9	9:47'51.358
6	19.310	24.668	22.717	23.461	1'30.156	237,9	9:49'21.514
7	19.237	24.560	22.830	23.519	1'30.146	239,5	9:50'51.660

13° 7 L. BALDASSARRI [1'30.228]							
Lap	Seg1	Seg2	Seg3	Seg4	Lap Time	km/h	Local Time
1		25.525	23.364	24.339		237,4	

14/07/2024 P = Pits In/Out - C = Lap Time Cancelled

These data/results cannot be reproduced, stored and/or transmitted in whole or in part by any manner of electronic, mechanical, photocopying, recording, broadcasting or otherwise now known or herein after developed without the previous express consent by the copyright owner, except for reproduction in daily press and regular printed publications on sale to the public within 60 days of the event related to those data/results and always provided that copyright symbol appears together as follows below.

© DORNA WSBK ORGANIZATION Srl 2024



Donington Park 4.023 m

2 / 3

Prosecco DOC UK Round, 12-14 July 2024
Chronological Analysis Warm Up 2

2	20.063	25.211	23.585	24.000	1'32.859	229,8	9:43'09.845	3	19.641	24.674	23.110	23.643	1'31.068	236,3	9:44'41.318
3	19.463	24.482	22.814	23.621	1'30.380	234,3	9:44'40.225	4	19.497	24.504	23.042	23.803	1'30.846	236,8	9:46'12.164
4	19.297	24.560	23.097	23.511	1'30.465	234,3	9:46'10.690	5	19.394	26.351	34.307	35.713	1'55.765CP	180,9	9:48'07.929
5	19.359	24.541	22.788	23.540	1'30.228	234,3	9:47'40.918								
6	19.349	24.590	23.002	23.586	1'30.527	231,3	9:49'11.445								
7	20.514	26.875	23.137	23.665	1'34.191	232,8	9:50'45.636								

14° 28 G. VAN STRAALEN [1'30.256]							
Lap	Seg1	Seg2	Seg3	Seg4	Lap Time	km/h	Local Time
1		25.373	23.666	24.001		233,3	
2	19.661	24.685	23.388	24.006	1'31.740	231,8	9:43'46.753
3	19.598	24.736	23.084	23.756	1'31.174	234,8	9:45'17.927
4	19.489	24.502	22.942	23.526	1'30.459	234,8	9:46'48.386
5	19.465	24.445	23.344	23.837	1'31.091	233,8	9:48'19.477
6	20.574	24.859	22.861	23.920	1'32.214	239,5	9:49'51.691
7	19.464	24.371	22.960	23.461	1'30.256	235,3	9:51'21.947

15° 68 L. POWER [1'30.505]							
Lap	Seg1	Seg2	Seg3	Seg4	Lap Time	km/h	Local Time
1		27.327	28.094	26.597		133,2	
2	19.734	24.979	23.308	23.787	1'31.808	235,3	9:43'20.338
3	19.673	24.621	22.917	23.842	1'31.053	240,0	9:44'51.391
4	19.441	25.152	23.114	23.766	1'31.473	240,0	9:46'22.864
5	19.388	24.674	22.923	23.520	1'30.505	239,5	9:47'53.369
6	19.461	24.636	22.923	23.621	1'30.641	236,3	9:49'24.010
7	19.419	24.809	23.024	23.941	1'31.193	237,9	9:50'55.203

16° 22 F. FULIGNI [1'30.628]							
Lap	Seg1	Seg2	Seg3	Seg4	Lap Time	km/h	Local Time
1		25.784	23.459	24.668		240,0	
2	19.623	25.181	23.084	23.894	1'31.782	238,9	9:43'23.311
3	19.466	24.679	23.009	23.724	1'30.878	238,4	9:44'54.189
4	19.458	24.737	23.023	26.504	1'33.722	238,4	9:46'27.911
5	19.607	24.677	22.925	23.574	1'30.783	237,4	9:47'58.694
6	19.507	24.664	22.893	23.662	1'30.726	237,4	9:49'29.420
7	19.505	24.752	22.895	23.476	1'30.628	237,4	9:51'00.048

17° 51 A. SARMOON [1'30.674]							
Lap	Seg1	Seg2	Seg3	Seg4	Lap Time	km/h	Local Time
1		25.634	23.462	25.231		232,8	
2	19.446	24.643	22.984	24.448	1'31.521	239,5	9:43'10.544
3	19.567	24.831	23.013	24.277	1'31.688	241,6	9:44'42.232
4	19.549	24.775	23.112	23.716	1'31.152	243,2	9:46'13.384
5	19.424	25.160	23.188	25.895	1'33.667	238,4	9:47'47.051
6	19.498	24.756	23.862	23.922	1'32.038	242,7	9:49'19.089
7	19.423	24.607	22.858	23.786	1'30.674	239,5	9:50'49.763

18° 15 E. MCMANUS [1'30.767]							
Lap	Seg1	Seg2	Seg3	Seg4	Lap Time	km/h	Local Time
1		26.035	24.043	24.492		238,4	
2	20.053	25.170	23.260	24.282	1'32.765	235,3	9:43'09.654
3	20.006	24.892	23.308	24.020	1'32.226	240,0	9:44'41.880
4	19.754	24.783	23.344	24.003	1'31.884	240,5	9:46'13.764
5	19.723	24.756	23.114	23.856	1'31.449	241,6	9:47'45.213
6	19.538	24.697	22.814	23.718	1'30.767	237,4	9:49'15.980
7	19.647	24.674	23.672	23.681	1'31.674	241,1	9:50'47.654

19° 27 K. TOBA [1'30.846]							
Lap	Seg1	Seg2	Seg3	Seg4	Lap Time	km/h	Local Time
1		26.407	23.581	24.111		236,8	
2	19.533	24.493	22.977	23.916	1'30.919	240,5	9:43'10.250

20° 74 P. BIESIEKIRSKI [1'30.873]							
Lap	Seg1	Seg2	Seg3	Seg4	Lap Time	km/h	Local Time
1						1'31.454	9:43'07.553
2						1'31.513	9:44'39.066
3						1'33.922	9:46'12.988
4						1'31.611	9:47'44.599
5						1'30.873	9:49'15.472
6						1'32.409	9:50'47.881
7							

21° 71 T. EDWARDS [1'30.987]							
Lap	Seg1	Seg2	Seg3	Seg4	Lap Time	km/h	Local Time
1		25.929	23.790	24.842		237,4	
2	19.815	25.224	23.429	26.054	1'34.522	240,5	9:43'11.930
3	19.410	24.647	23.051	23.898	1'31.006	241,6	9:44'42.936
4	19.588	24.589	22.915	23.895	1'30.987	244,9	9:46'13.923
5	19.680	24.810	23.308	26.712	1'34.510	244,9	9:47'48.433

22° 50 O. VOSTATEK [1'31.025]							
Lap	Seg1	Seg2	Seg3	Seg4	Lap Time	km/h	Local Time
1		27.124	23.496	24.071		232,3	
2	19.539	24.644	23.214	23.859	1'31.256	233,3	9:44'11.530
3	19.582	24.690	22.988	23.778	1'31.038	235,3	9:45'42.568
4	19.559	24.779	22.997	23.690	1'31.025	234,3	9:47'13.593
5	19.646	24.772	22.979	23.695	1'31.092	234,3	9:48'44.685
6	19.670	24.923	24.627	24.759	1'33.979C	231,8	9:50'18.664

23° 69 T. BOOTH-AMOS [1'31.061]							
Lap	Seg1	Seg2	Seg3	Seg4	Lap Time	km/h	Local Time
1		27.309	27.557	25.806		C 183,1	
2	20.154	25.212	23.262	24.037	1'32.665	231,3	9:44'18.671
3	19.724	24.982	23.064	23.652	1'31.422	234,3	9:45'50.093
4	19.698	24.858	23.202	24.051	1'31.809	232,8	9:47'21.902
5	19.692	24.833	23.039	23.521	1'31.085	233,3	9:48'52.987
6	19.691	24.901	23.037	23.432	1'31.061	234,3	9:50'24.048

24° 39 K. KEANKUM [1'31.115]							
Lap	Seg1	Seg2	Seg3	Seg4	Lap Time	km/h	Local Time
1		26.651	23.429	24.801		237,4	
2	19.779	24.893	23.114	24.219	1'32.005	236,3	9:43'12.276
3	19.637	24.713	23.157	24.000	1'31.507	236,8	9:44'43.783
4	19.655	24.827	23.002	24.032	1'31.516	237,4	9:46'15.299
5	19.833	24.689	22.879	23.714	1'31.115	238,9	9:47'46.414
6	19.687	24.887	23.455	1'23.569	2'31.598P	236,3	9:50'18.012

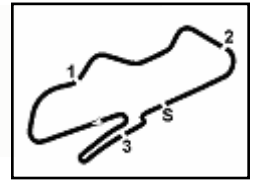
25° 25 M. BRENNER [1'31.202]							
Lap	Seg1	Seg2	Seg3	Seg4	Lap Time	km/h	Local Time
1		25.834	23.447	24.148		233,8	
2	19.671	24.787	23.056	23.828	1'31.342	234,3	9:43'38.875
3	19.687	24.913	23.074	23.878	1'31.552	235,8	9:45'10.427
4	19.616	24.681	23.016	23.889	1'31.202	237,4	9:46'41.629
5	19.719	24.902	23.040	23.627	1'31.288	235,8	9:48'12.917
6	20.032	24.949	23.891	25.254	1'34.126	233,8	9:49'47.043
7	19.672	25.379	23.205	23.891	1'32.147	234,8	9:51'19.190

26° 89 K. BIN PAWI [1'31.263]							
Lap	Seg1	Seg2	Seg3	Seg4	Lap Time	km/h	Local Time
1							

14/07/2024 P = Pits In/Out - C = Lap Time Cancelled

These data/results cannot be reproduced, stored and/or transmitted in whole or in part by any manner of electronic, mechanical, photocopying, recording, broadcasting or otherwise now known or herein after developed without the previous express consent by the copyright owner, except for reproduction in daily press and regular printed publications on sale to the public within 60 days of the event related to those data/results and always provided that copyright symbol appears together as follows below.

© DORNA WSBK ORGANIZATION Srl 2024



Prosecco DOC UK Round, 12-14 July 2024
Chronological Analysis Warm Up 2

1		25.931	23.324	23.671		233,8	
2	19.775	25.782	23.072	24.714	1'33.343	236,3	9:43'23.499
3	19.630	25.020	22.928	23.685	1'31.263	237,9	9:44'54.762
4	19.605	24.908	22.921	28.160	1'35.594	236,3	9:46'30.356
5	19.741	25.046	23.047	23.659	1'31.493	235,3	9:48'01.849
6	19.799	24.943	23.044	23.789	1'31.575	234,8	9:49'33.424
7	19.726	25.175	23.227	23.746	1'31.874	233,3	9:51'05.298

27° 12 T. TOMS (1'31.493)							
Lap	Seg.1	Seg.2	Seg.3	Seg.4	Lap Time	km/h	Local Time
1		26.777	24.048	24.375		230,8	
2	20.121	25.260	23.432	24.025	1'32.838	229,8	9:43'36.588
3	19.828	25.250	23.458	24.064	1'32.600	232,3	9:45'09.188
4	19.962	25.136	23.389	24.243	1'32.730	229,3	9:46'41.918
5	19.769	24.873	23.197	23.654	1'31.493	232,8	9:48'13.411
6	19.833	24.923	23.389	23.938	1'32.083	231,3	9:49'45.494
7	19.749	24.948	23.263	23.776	1'31.736	229,3	9:51'17.230

28° 5 N. ANTONELLI (1'31.718)							
Lap	Seg.1	Seg.2	Seg.3	Seg.4	Lap Time	km/h	Local Time
1		26.979	24.782	24.691		228,3	
2	20.223	25.898	23.394	24.144	1'33.659	235,3	9:43'33.597
3	19.808	25.063	23.388	23.879	1'32.138	236,3	9:45'05.735
4	19.763	24.932	23.414	23.936	1'32.045	234,8	9:46'37.780
5	19.774	24.977	23.199	23.768	1'31.718	237,9	9:48'09.498
6	19.819	25.102	23.538	23.818	1'32.277	236,3	9:49'41.775
7	19.677	25.202	23.282	23.830	1'31.991	236,8	9:51'13.766

29° 61 C. ONCU (1'31.819)							
Lap	Seg.1	Seg.2	Seg.3	Seg.4	Lap Time	km/h	Local Time
1		25.964	23.400	24.132		237,4	
2	19.699	25.056	23.399	24.381	1'32.535	233,3	9:43'13.236
3	19.668	24.674	23.231	24.435	1'32.008	236,3	9:44'45.244
4	19.712	24.865	23.145	24.097	1'31.819	234,3	9:46'17.063
5	19.779	25.489	23.568	23.946	1'32.782	235,3	9:47'49.845
6	19.819	24.968	23.073	24.103	1'31.963	233,8	9:49'21.808
7	19.649	24.911	23.432	24.205	1'32.197	235,8	9:50'54.005

30° 3 R. DE ROSA (1'32.430)							
Lap	Seg.1	Seg.2	Seg.3	Seg.4	Lap Time	km/h	Local Time
1		27.163	24.427	25.904		226,4	
2	20.108	25.328	23.501	24.066	1'33.003	227,8	9:43'41.477
3	20.056	25.170	23.656	24.034	1'32.916	227,8	9:45'14.393
4	19.964	25.174	23.385	23.907	1'32.430	230,3	9:46'46.823
5	19.997	25.047	23.515	23.987	1'32.546	228,3	9:48'19.369
6	20.132	25.190	23.500	24.372	1'33.194	228,8	9:49'52.563
7	23.303	27.184	24.324	24.991	1'39.802	225,5	9:51'32.365

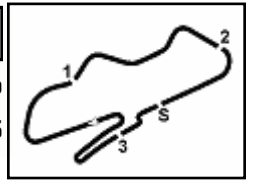
31° 19 G. GIANNINI (1'33.297)							
Lap	Seg.1	Seg.2	Seg.3	Seg.4	Lap Time	km/h	Local Time
1							
2					1'49.416P		9:43'31.208
3					5'05.213P		9:48'36.421
4					1'33.297		9:50'09.718

32° 40 S. CORSI							
Lap	Seg.1	Seg.2	Seg.3	Seg.4	Lap Time	km/h	Local Time
1		46.737	44.706	48.419		89,6	

14/07/2024 P = Pits In/Out - C = Lap Time Cancelled

These data/results cannot be reproduced, stored and/or transmitted in whole or in part by any manner of electronic, mechanical, photocopying, recording, broadcasting or otherwise now known or herein after developed without the previous express consent by the copyright owner, except for reproduction in daily press and regular printed publications on sale to the public within 60 days of the event related to those data/results and always provided that copyright symbol appears together as follows below.

© DORNA WSBK ORGANIZATION Srl 2024

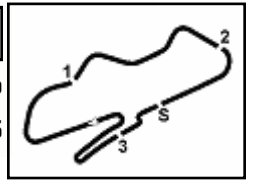


Prosecco DOC UK Round, 12-14 July 2024
Best Laps & Speeds

No.	Rider Bike	Nat	Best Lap		FP		SP		WUP1		RC1		WUP2				
			LL	SPD	LL	SPD	LL	SPD	LL	SPD	LL	SPD	LL	SPD			
1	99 A. HUERTAS Ducati Panigale V2	ESP	1'28.322 58 246,6		1'30.518 8 246,6		1'28.322 19 246,6		1'29.689 6 243,2		1'28.861 19 243,2		1'28.697 6 242,2				
2	55 Y. MONTELLA Ducati Panigale V2	ITA	1'28.385 67 245,5		1'28.907 18 244,3		1'28.385 18 245,5		1'29.991 6 241,1		1'29.306 19 245,5		1'29.572 6 241,1				
3	62 S. MANZI Yamaha YZF R6	ITA	1'28.895 63 243,8		1'30.134 17 240,5		1'28.895 16 241,1		1'29.578 6 242,2		1'29.479 19 243,8		1'29.559 5 238,4				
4	53 V. DEBISE Yamaha YZF R6	FRA	1'29.141 64 246,0		1'29.990 16 246,0		1'29.141 17 244,9		1'30.002 6 241,6		1'29.571 19 242,7		1'29.549 6 240,0				
5	94 L. MAHIAS Yamaha YZF R6	FRA	1'29.228 65 241,1		1'29.915 18 241,1		1'29.228 16 236,3		1'30.314 6 235,3		1'29.679 19 237,4		1'29.748 6 240,0				
6	9 J. NAVARRO Ducati Panigale V2	ESP	1'29.384 66 244,9		1'29.663 18 242,7		1'29.384 17 244,9		1'29.833 6 243,2		1'29.423 19 244,3		1'29.435 6 241,1				
7	69 T. BOOTH-AMOS Triumph Street Triple RS 765	GBR	1'29.440 64 241,6		1'29.776 17 241,1		1'29.505 18 241,6		1'30.187 5 235,8		1'29.440 19 240,0		1'31.061 5 234,3				
8	54 B. SOFUOGLU MV Agusta F3 800 RR	TUR	1'29.519 59 245,5		1'30.317 20 245,5		1'29.538 8 243,8		1'31.170 6 238,4		1'29.519 19 244,9		1'30.130 6 239,5				
9	66 N. TUULI Ducati Panigale V2	FIN	1'29.522 65 247,7		1'31.050 17 242,2		1'29.522 17 247,7		1'30.415 6 245,5		1'29.978 19 243,8		1'29.579 6 244,9				
10	28 G. VAN STRAALEN Yamaha YZF R6	NED	1'29.566 65 244,3		1'30.894 16 239,5		1'29.566 18 237,9		1'31.221 6 237,9		1'30.131 19 244,3		1'30.256 6 239,5				
11	64 F. CARICASULO MV Agusta F3 800 RR	ITA	1'29.603 65 246,6		1'31.117 16 241,6		1'29.603 18 246,6		1'30.354 6 241,6		1'30.234 19 244,9		1'30.126 6 242,2				
12	32 D. BAYLISS Ducati Panigale V2	AUS	1'29.882 69 247,1		1'30.612 19 240,0		1'29.882 19 241,6		1'30.516 6 239,5		1'29.979 19 242,7		1'29.901 6 247,1				
13	71 T. EDWARDS Ducati Panigale V2	AUS	1'29.980 66 246,0		1'31.064 20 246,0		1'29.980 17 244,9		1'31.234 6 238,9		1'30.149 19 245,5		1'30.987 4 244,9				
14	61 C. ONCU Kawasaki ZX-6R	TUR	1'30.034 55 243,8		1'30.879 10 241,6		1'30.034 14 243,8		1'30.561 6 240,5		1'30.648 19 243,8		1'31.819 6 237,4				
15	23 M. SCHROETTER MV Agusta F3 800 RR	GER	1'29.537 65 246,0		1'30.553 18 244,3		1'30.149 17 243,2		1'30.873 6 244,9		1'30.073 18 246,0		1'29.537 6 241,6				
16	25 M. BRENNER Kawasaki ZX-6R	SUI	1'30.131 61 243,2		1'31.136 20 240,5		1'30.131 18 241,1		1'31.424 6 237,9		1'31.187 11 243,2		1'31.202 6 237,4				
17	50 D. VOSTATEK Triumph Street Triple RS 765	CZE	1'30.157 66 241,1		1'30.407 19 241,1		1'30.157 18 238,4		1'31.490 5 235,8		1'30.619 19 240,0		1'31.025 5 235,3				
18	17 J. MCPHEE Triumph Street Triple RS 765	GBR	1'29.977 67 241,6		1'30.820 18 241,1		1'30.375 18 241,1		1'31.468 6 241,6		1'30.214 19 240,5		1'29.977 6 241,1				
19	5 N. ANTONELLI Ducati Panigale V2	ITA	1'30.230 65 242,2		1'31.063 17 240,0		1'30.230 18 241,6		1'31.503 5 240,5		1'30.739 19 242,2		1'31.718 6 237,9				
20	40 S. CORSI Ducati Panigale V2	ITA	1'30.343 63 241,1		1'31.716 18 240,5		1'30.343 20 240,5		1'31.109 6 239,5		1'30.461 19 241,1		89,6				
21	27 K. TOBA Honda CBR600RR	JPN	1'30.438 64 243,2		1'32.203 21 240,5		1'30.438 14 243,2		1'31.406 6 237,4		1'30.822 19 242,2		1'30.846 4 240,5				
22	7 L. BALDASSARRI Triumph Street Triple RS 765	ITA	1'30.228 65 241,6		1'31.794 15 233,3		1'30.651 19 240,0		1'31.417 6 237,4		1'30.454 19 241,6		1'30.228 6 237,4				
23	51 A. SARMOON Yamaha YZF R6	THA	1'30.643 69 243,2		1'31.600 19 240,5		1'30.643 19 242,7		1'30.844 6 240,0		1'30.851 19 242,2		1'30.674 6 243,2				
24	74 P. BIESIEKIRSKI Ducati Panigale V2	POL	1'30.686 65 244,3		1'31.948 16 241,6		1'30.686 18 240,0		1'31.387 6 244,3		1'30.885 19 242,2		1'30.873 6				
25	15 E. MCMANUS Ducati Panigale V2	IRL	1'30.705 67 243,2		1'30.865 20 242,2		1'30.705 16 240,5		1'31.209 6 242,2		1'31.070 19 243,2		1'30.767 6 241,6				

14/07/2024
These data/results cannot be reproduced, stored and/or transmitted in whole or in part by any manner of electronic, mechanical, photocopying, recording, broadcasting or otherwise now known or herein after developed without the previous express consent by the copyright owner, except for reproduction in daily press and regular printed publications on sale to the public within 60 days of the event related to those data/results and always provided that copyright symbol appears together as follows below.
© DORNA WSBK ORGANIZATION Srl 2024





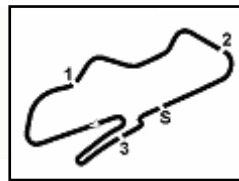
Prosecco DOC UK Round, 12-14 July 2024
Best Laps & Speeds

No.	Rider Bike	Nat	Best Lap		FP		SP		WUP1		RC1		WUP2					
			LL	SPD	LL	SPD	LL	SPD	LL	SPD	LL	SPD	LL	SPD				
26	22 F. FULIGNI Ducati Panigale V2	ITA	1'30.628 69	246,0	1'31.651 19	241,1	1'30.789 19	246,0	1'31.503 6	238,9	1'31.311 19	242,7	1'30.628 6	240,0				
27	68 L. POWER MV Agusta F3 800 RR	AUS	1'30.505 51	243,2	1'32.332 13	241,6	1'30.836 17	243,2	1'32.721 6	239,5	1'31.319 9	242,7	1'30.505 6	240,0				
28	12 T. TOMS Yamaha YZF R6	GBR	1'30.838 54	238,4	1'32.014 18	238,4	1'30.838 20	236,3	1'31.915 6	235,3	1'33.514 4	232,8	1'31.493 6	232,8				
29	19 G. GIANNINI Kawasaki ZX-6R	ITA	1'30.930 59	238,4	1'32.204 21	237,4	1'30.930 19	238,4	1'31.513 1		1'31.743 15		1'33.297 3					
30	39 K. KEANKUM Yamaha YZF R6	THA	1'31.115 61	241,6	1'32.510 20	237,9	1'32.411 11	235,3	1'31.205 6	237,9	1'31.511 19	241,6	5	238,9				
31	89 K. BIN PAWI Honda CBR600RR	MAS	1'31.263 68	242,7	1'32.485 18	239,5	1'31.795 19	236,8	1'31.701 6	242,7	1'31.611 19	240,5	6	237,9				
32	3 R. DE ROSA QJMOTOR SRK 800 RR	ITA	1'31.700 70	236,3	1'32.758 20	233,8	1'31.700 19	233,8	1'32.360 6	230,8	1'32.550 19	236,3	6	230,3				
33	72 Y. RUIZ Yamaha YZF R6	ESP	1'32.234 11	237,9	1'32.234 11	237,9												

14/07/2024

These data/results cannot be reproduced, stored and/or transmitted in whole or in part by any manner of electronic, mechanical, photocopying, recording, broadcasting or otherwise now known or herein after developed without the previous express consent by the copyright owner, except for reproduction in daily press and regular printed publications on sale to the public within 60 days of the event related to those data/results and always provided that copyright symbol appears together as follows below.

© DORNA WSBK ORGANIZATION Srl 2024



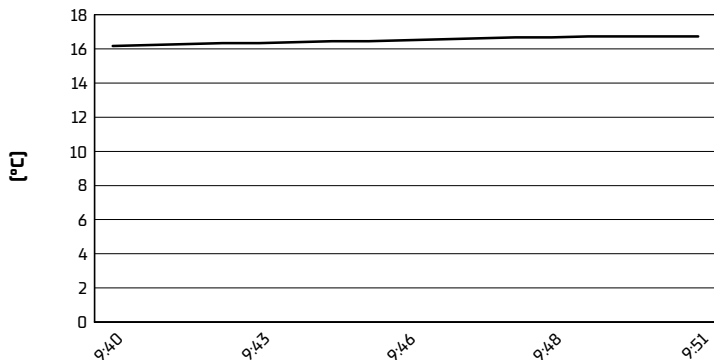
Donington Park 4.023 m

Prosecco DOC UK Round, 12-14 July 2024

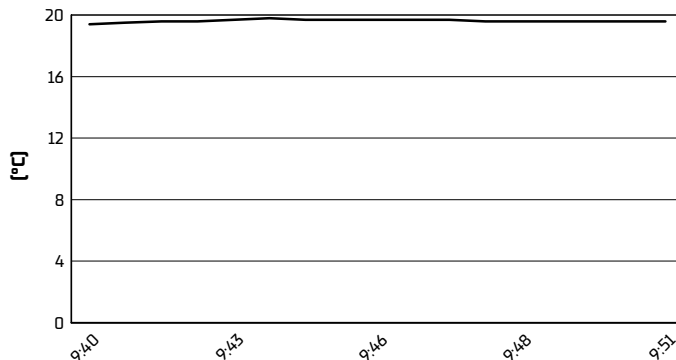
Weather Report Warm Up 2

Session started 09:40 - Session ended 9:51


Air Temperature



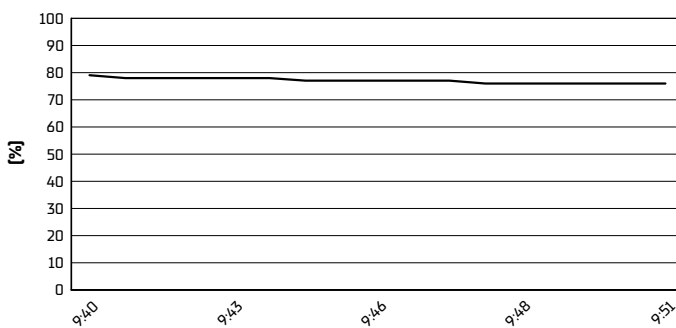
Track Temperature



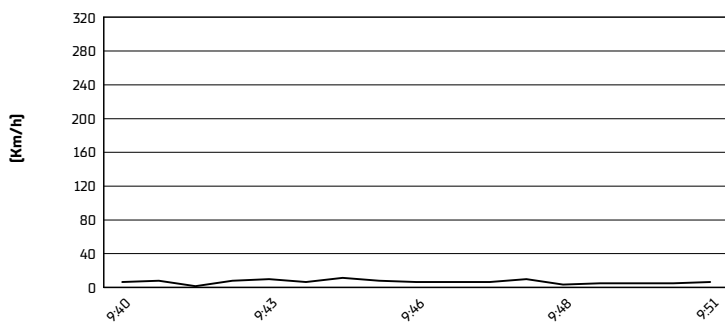
Air Pressure



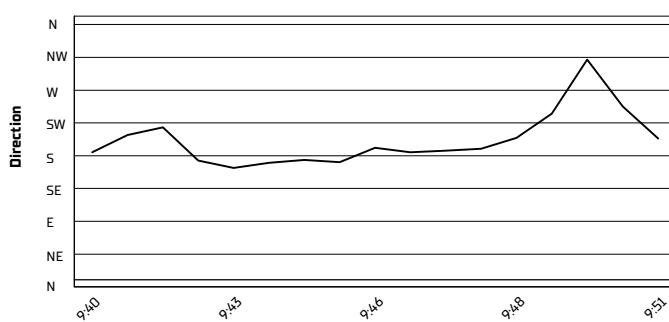
Humidity



Wind Speed



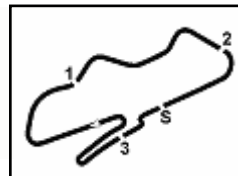
Wind Direction



14/07/2024

These data/results cannot be reproduced, stored and/or transmitted in whole or in part by any manner of electronic, mechanical, photocopying, recording, broadcasting or otherwise now known or herein after developed without the previous express consent by the copyright owner, except for reproduction in daily press and regular printed publications on sale to the public within 60 days of the event related to those data/results and always provided that copyright symbol appears together as follows below.

© DORNA WSBK ORGANIZATION Srl 2024



Donington Park 4.023 m

Prosecco DOC UK Round, 12-14 July 2024
Starting Grid - Race 2 [19 Laps x 4,023 km = 76,437 km]

1	1	99 HUERTAS A. Ducati 1'28.861 RC1	2	55 MONTELLA Y. Ducati 1'29.306 RC1	3	9 NAVARRO J. Ducati 1'29.423 RC1
2	4	69 BOOTH-AMOS T. Triumph 1'29.440 RC1	5	62 MANZI S. Yamaha 1'29.479 RC1	6	54 SOFUOGLU B. MV Agusta 1'29.519 RC1
3	7	53 DEBISE V. Yamaha 1'29.571 RC1	8	94 MAHIAS L. Yamaha 1'29.679 RC1	9	66 TUULI N. Ducati 1'29.978 RC1
4	10	28 VAN STRAALLEN G. Yamaha 1'29.566 SP	11	64 CARICASULO F. MV Agusta 1'29.603 SP	12	32 BAYLISS O. Ducati 1'29.882 SP
5	13	71 EDWARDS T. Ducati 1'29.980 SP	14	61 ONCU C. Kawasaki 1'30.034 SP	15	25 BRENNER M. Kawasaki 1'30.131 SP
6	16	23 SCHROETTER M. MV Agusta 1'30.149 SP	17	50 VOSTATEK O. Triumph 1'30.157 SP	18	5 ANTONELLI N. Ducati 1'30.230 SP
7	19	40 CORSI S. Ducati 1'30.343 SP	20	17 MCPHEE J. Triumph 1'30.375 SP	21	27 TOBA K. Honda 1'30.438 SP
8	22	51 SARMOON A. Yamaha 1'30.643 SP	23	7 BALDASSARRI L. Triumph 1'30.651 SP	24	74 BIESIEKIRSKI P. Ducati 1'30.686 SP
9	25	15 MCMANUS E. Ducati 1'30.705 SP	26	22 FULIGNI F. Ducati 1'30.789 SP	27	68 POWER L. MV Agusta 1'30.836 SP
10	28	12 TOMS T. Yamaha 1'30.838 SP	29	19 GIANNINI G. Kawasaki 1'30.930 SP	30	3 DE ROSA R. QJMOTOR 1'31.700 SP
11	31	89 BIN PAWI K. Honda 1'31.795 SP	32	39 KEANKUM K. Yamaha 1'32.411 SP		

14/07/2024 The Race Director

These data/results cannot be reproduced, stored and/or transmitted in whole or in part by any manner of electronic, mechanical, photocopying, recording, broadcasting or otherwise now known or herein after developed without the previous express consent by the copyright owner, except for reproduction in daily press and regular printed publications on sale to the public within 60 days of the event related to those data/results and always provided that copyright symbol appears together as follows below. © DORNA WSBK ORGANIZATION Srl 2024