

Prosecco DOC UK Round, 12-14 July 2024

Results Tissot Superpole

No.	Rider	Nat	Team	Bike	Time	Gap	Rel.	Laps	Speed	
									Avg	Max
1	22 A. CARRASCO	ESP	Evan Bros Racing Yamaha Team	Yamaha YZF-R7	1'40.581			13	143,991	196,4
2	6 M. HERRERA	ESP	Klint Forward Factory Team	Yamaha YZF-R7	1'41.113	0.532	0.532	13	143,234	197,1
3	64 S. SANCHEZ	ESP	511 Terra&Vita Racing Team	Yamaha YZF-R7	1'41.420	0.839	0.307	14	142,800	197,1
4	96 R. PONZIANI	ITA	Yamaha Motoxracing WCR Team	Yamaha YZF-R7	1'41.728	1.147	0.308	13	142,368	201,5
5	36 B. NEILA	ESP	Ampito / Pata Prometeon Yamaha	Yamaha YZF-R7	1'41.760	1.179	0.032	9	142,323	193,5
6	8 T. RELPH	AUS	TAYCO Motorsport	Yamaha YZF-R7	1'42.014	1.433	0.254	13	141,969	197,1
7	46 P. RUIZ	ESP	PS Racing Team 46+1	Yamaha YZF-R7	1'42.403	1.822	0.389	12	141,429	193,2
8	16 L. MICHEL	GER	TSL-Racing	Yamaha YZF-R7	1'43.144	2.563	0.741	10	140,413	202,6
9	10 R. YOCHAY	ISR	511 Terra&Vita Racing Team	Yamaha YZF-R7	1'43.242	2.661	0.098	13	140,280	197,1
10	28 O. ONGARO	FRA	Yamaha Motoxracing WCR Team	Yamaha YZF-R7	1'43.285	2.704	0.043	13	140,222	200,7
11	35 L. KEMMER	AUT	Bertl K. Racing Team	Yamaha YZF-R7	1'43.439	2.858	0.154	13	140,013	192,9
12	14 M. DOBBS	USA	Sekhmet Motorcycle Racing Team	Yamaha YZF-R7	1'43.811	3.230	0.372	13	139,511	192,9
13	19 A. OUREDNICKOVA	CZE	DaFitMotoracing by Smrz	Yamaha YZF-R7	1'44.117	3.536	0.306	14	139,101	194,9
14	83 A. MADRIGAL	MEX	ITALIKA Racing FIMLA	Yamaha YZF-R7	1'44.185	3.604	0.068	13	139,010	193,9
15	33 C. LIU	TPE	WT Racing Team Taiwan	Yamaha YZF-R7	1'44.448	3.867	0.263	13	138,660	191,8
16	44 L. HIRANO	JPN	Team Luna	Yamaha YZF-R7	1'44.986	4.405	0.538	13	137,950	196,7
17	4 E. BONDI	FRA	YART Zelos Black Knights Team	Yamaha YZF-R7	1'45.028	4.447	0.042	13	137,895	194,9
18	21 N. VAN ASWEGEN	RSA	Andalaft Racing	Yamaha YZF-R7	1'45.496	4.915	0.468	13	137,283	197,8
19	5 K. SILFA	DOM	ITALIKA Racing FIMLA	Yamaha YZF-R7	1'45.936	5.355	0.440	13	136,713	190,8
20	34 A. WHITMORE	GBR	Sekhmet Motorcycle Racing Team	Yamaha YZF-R7	1'45.973	5.392	0.037	12	136,665	190,8
21	77 A. SIBAJA	ESP	Deza - Box 77 Racing Team	Yamaha YZF-R7	1'46.558	5.977	0.585	13	135,915	193,9

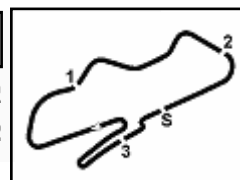
Qualifying Lap Time (120% of 1'40.581): 2'00.698

AIR	Humidity:	67%	Temp:	16°C
TRACK	Condition:	Dry	Temp:	22°C

Start 12/07/2024 14:10 End 14:37 The results are provisional until the end of the time limit for protests and appeals and the completion of the technical checks.

These data/results cannot be reproduced, stored and/or transmitted in whole or in part by any manner of electronic, mechanical, photocopying, recording, broadcasting or otherwise now known or herein after developed without the previous express consent by the copyright owner, except for reproduction in daily press and regular printed publications on sale to the public within 60 days of the event related to those data/results and always provided that copyright symbol appears together as follows below.

© DORNA WSBK ORGANIZATION Srl 2024



Prosecco DOC UK Round, 12-14 July 2024

Results Tissot Superpole

Session Highlights

Local Time	No. Rider	Description
14.10.00		Start of Session
14.14.36	35 L. KEMMER	#35 Lap Cancelled [1'49.652] - Exceeded Track Limits - Turn 7
14.22.51	36 B. NEILA	#36 Crashed - Turn 8
14.24.12	36 B. NEILA	#36 Rejoined
14.25.17	46 P. RUIZ	#46 Lap Cancelled [1'44.397] - Yellow Flag - Turn 8
14.25.22	6 M. HERRERA	#6 Lap Cancelled [1'42.605] - Yellow Flag - Turn 8
14.25.27	14 M. DOBBS	#14 Lap Cancelled [1'44.960] - Yellow Flag - Turn 8
14.25.32	34 A. WHITMORE	#34 Lap Cancelled [4'22.714] - Yellow Flag - Turn 8
14.28.34	8 T. RELPH	#8 Lap Cancelled [1'45.382] - Shortcut on Turn 9
14.30.26	16 L. MICHEL	#16 Crashed - Turn 3
14.32.43	5 K. SILFA	#5 Lap Cancelled [1'48.810] - Yellow Flag - Turn 3
14.32.48	35 L. KEMMER	#35 Lap Cancelled [1'50.168] - Yellow Flag - Turn 3
14.32.53	22 A. CARRASCO	#22 Lap Cancelled [1'41.808] - Yellow Flag - Turn 3
14.32.58	36 B. NEILA	#36 Lap Cancelled [5'18.934] - Yellow Flag - Turn 3
14.33.03	77 A. SIBAJA	#77 Lap Cancelled [1'49.231] - Yellow Flag - Turn 3
14.33.08	8 T. RELPH	#8 Lap Cancelled [1'49.789] - Yellow Flag - Turn 3
14.33.13	28 O. ONGARO	#28 Lap Cancelled [1'47.118] - Yellow Flag - Turn 3
14.33.18	10 R. YOCHAY	#10 Lap Cancelled [1'47.270] - Yellow Flag - Turn 3
14.33.19	16 L. MICHEL	#16 Medical Centre
14.33.23	46 P. RUIZ	#46 Lap Cancelled [3'15.023] - Yellow Flag - Turn 3
14.33.28	6 M. HERRERA	#6 Lap Cancelled [1'43.820] - Yellow Flag - Turn 3
14.33.33	96 R. PONZIANI	#96 Lap Cancelled [1'42.662] - Yellow Flag - Turn 3
14.33.38	33 C. LIU	#33 Lap Cancelled [1'44.241] - Yellow Flag - Turn 3
14.37.51		End of Session

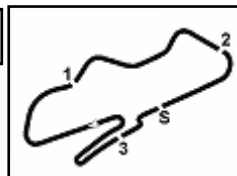
Fastest Laps Sequence

No.	Rider	Nat	Team	Bike	Local Time	Time	Gap	Avg
8	T. RELPH	AUS	TAYCO Motorsport	Yamaha YZF-R7	14:13'34.017	1'44.243		138,933
22	A. CARRASCO	ESP	Evan Bros Racing Yamaha Team	Yamaha YZF-R7	14:14'52.032	1'42.319	-1.924	141,546
22	A. CARRASCO	ESP	Evan Bros Racing Yamaha Team	Yamaha YZF-R7	14:16'33.954	1'41.922	-0.397	142,097
22	A. CARRASCO	ESP	Evan Bros Racing Yamaha Team	Yamaha YZF-R7	14:18'14.854	1'40.900	-1.022	143,536
22	A. CARRASCO	ESP	Evan Bros Racing Yamaha Team	Yamaha YZF-R7	14:23'17.334	1'40.581	-0.319	143,991

Start 12/07/2024 14:10 End 14:37 The results are provisional until the end of the time limit for protests and appeals and the completion of the technical checks.

These data/results cannot be reproduced, stored and/or transmitted in whole or in part by any manner of electronic, mechanical, photocopying, recording, broadcasting or otherwise now known or herein after developed without the previous express consent by the copyright owner, except for reproduction in daily press and regular printed publications on sale to the public within 60 days of the event related to those data/results and always provided that copyright symbol appears together as follows below.

© DORNA WSBK ORGANIZATION Srl 2024



Donington Park 4.023 m

Prosecco DOC UK Round, 12-14 July 2024
Best Sectors & Speed Tissot Superpole

BEST LAP

1	22 A. CARRASCO	Yamaha YZF-R7	1'40.581
2	6 M. HERRERA	Yamaha YZF-R7	1'41.113
3	64 S. SANCHEZ	Yamaha YZF-R7	1'41.420
4	96 R. PONZIANI	Yamaha YZF-R7	1'41.728
5	36 B. NEILA	Yamaha YZF-R7	1'41.760
6	8 T. RELPH	Yamaha YZF-R7	1'42.014
7	46 P. RUIZ	Yamaha YZF-R7	1'42.403
8	16 L. MICHEL	Yamaha YZF-R7	1'43.144
9	10 R. YOCHAY	Yamaha YZF-R7	1'43.242
10	28 D. ONGARO	Yamaha YZF-R7	1'43.285
11	35 L. KEMMER	Yamaha YZF-R7	1'43.439
12	14 M. DOBBS	Yamaha YZF-R7	1'43.811
13	19 A. OUREDNICKOVA	Yamaha YZF-R7	1'44.117
14	83 A. MADRIGAL	Yamaha YZF-R7	1'44.185
15	33 C. LIU	Yamaha YZF-R7	1'44.448
16	44 L. HIRANO	Yamaha YZF-R7	1'44.986
17	4 E. BONDI	Yamaha YZF-R7	1'45.028
18	21 N. VAN ASWEGEN	Yamaha YZF-R7	1'45.496
19	5 K. SILFA	Yamaha YZF-R7	1'45.936
20	34 A. WHITMORE	Yamaha YZF-R7	1'45.973
21	77 A. SIBAJA	Yamaha YZF-R7	1'46.558

SPEED

1	16 L. MICHEL	Yamaha YZF-R7	202,6
2	96 R. PONZIANI	Yamaha YZF-R7	201,5
3	28 D. ONGARO	Yamaha YZF-R7	200,7
4	21 N. VAN ASWEGEN	Yamaha YZF-R7	197,8
5	10 R. YOCHAY	Yamaha YZF-R7	197,1
6	64 S. SANCHEZ	Yamaha YZF-R7	197,1
7	8 T. RELPH	Yamaha YZF-R7	197,1
8	6 M. HERRERA	Yamaha YZF-R7	197,1
9	44 L. HIRANO	Yamaha YZF-R7	196,7
10	22 A. CARRASCO	Yamaha YZF-R7	196,4
11	19 A. OUREDNICKOVA	Yamaha YZF-R7	194,9
12	4 E. BONDI	Yamaha YZF-R7	194,9
13	77 A. SIBAJA	Yamaha YZF-R7	193,9
14	83 A. MADRIGAL	Yamaha YZF-R7	193,9
15	36 B. NEILA	Yamaha YZF-R7	193,5
16	46 P. RUIZ	Yamaha YZF-R7	193,2
17	35 L. KEMMER	Yamaha YZF-R7	192,9
18	14 M. DOBBS	Yamaha YZF-R7	192,9
19	33 C. LIU	Yamaha YZF-R7	191,8
20	5 K. SILFA	Yamaha YZF-R7	190,8
21	34 A. WHITMORE	Yamaha YZF-R7	190,8

SEG. 1

1	22 A. CARRASCO	21.815
2	64 S. SANCHEZ	21.823
3	96 R. PONZIANI	21.959
4	6 M. HERRERA	21.988
5	36 B. NEILA	22.099
6	16 L. MICHEL	22.179
7	46 P. RUIZ	22.256
8	8 T. RELPH	22.265
9	10 R. YOCHAY	22.373
10	19 A. OUREDNICKOVA	22.527
11	28 D. ONGARO	22.535
12	35 L. KEMMER	22.547
13	14 M. DOBBS	22.588
14	44 L. HIRANO	22.656
15	83 A. MADRIGAL	22.669
16	33 C. LIU	22.674
17	4 E. BONDI	22.789
18	34 A. WHITMORE	22.789
19	21 N. VAN ASWEGEN	22.863
20	5 K. SILFA	23.114
21	77 A. SIBAJA	23.219

SEG. 2

1	22 A. CARRASCO	26.887
2	6 M. HERRERA	27.137
3	64 S. SANCHEZ	27.259
4	8 T. RELPH	27.283
5	96 R. PONZIANI	27.387
6	46 P. RUIZ	27.627
7	36 B. NEILA	27.632
8	35 L. KEMMER	27.698
9	16 L. MICHEL	27.745
10	14 M. DOBBS	27.828
11	10 R. YOCHAY	27.876
12	28 D. ONGARO	27.894
13	19 A. OUREDNICKOVA	28.054
14	83 A. MADRIGAL	28.140
15	4 E. BONDI	28.413
16	34 A. WHITMORE	28.497
17	44 L. HIRANO	28.527
18	5 K. SILFA	28.565
19	33 C. LIU	28.617
20	21 N. VAN ASWEGEN	28.723
21	77 A. SIBAJA	29.020

SEG. 3

1	22 A. CARRASCO	25.391
2	6 M. HERRERA	25.673
3	36 B. NEILA	25.747
4	64 S. SANCHEZ	25.757
5	96 R. PONZIANI	25.842
6	8 T. RELPH	25.988
7	14 M. DOBBS	26.016
8	46 P. RUIZ	26.057
9	16 L. MICHEL	26.175
10	28 D. ONGARO	26.224
11	10 R. YOCHAY	26.310
12	35 L. KEMMER	26.327
13	19 A. OUREDNICKOVA	26.360
14	83 A. MADRIGAL	26.371
15	33 C. LIU	26.432
16	44 L. HIRANO	26.531
17	4 E. BONDI	26.563
18	5 K. SILFA	26.571
19	34 A. WHITMORE	26.646
20	21 N. VAN ASWEGEN	26.688
21	77 A. SIBAJA	27.045

SEG. 4

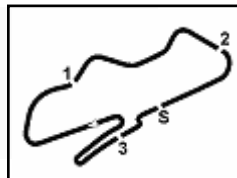
1	6 M. HERRERA	26.094
2	22 A. CARRASCO	26.164
3	36 B. NEILA	26.282
4	64 S. SANCHEZ	26.362
5	28 D. ONGARO	26.401
6	46 P. RUIZ	26.438
7	8 T. RELPH	26.478
8	96 R. PONZIANI	26.540
9	19 A. OUREDNICKOVA	26.582
10	33 C. LIU	26.609
11	16 L. MICHEL	26.622
12	10 R. YOCHAY	26.644
13	83 A. MADRIGAL	26.683
14	14 M. DOBBS	26.746
15	35 L. KEMMER	26.867
16	21 N. VAN ASWEGEN	26.881
17	4 E. BONDI	26.905
18	77 A. SIBAJA	27.078
19	44 L. HIRANO	27.145
20	5 K. SILFA	27.335
21	34 A. WHITMORE	27.609

12/07/2024

These data/results cannot be reproduced, stored and/or transmitted in whole or in part by any manner of electronic, mechanical, photocopying, recording, broadcasting or otherwise now known or herein after developed without the previous express consent by the copyright owner, except for reproduction in daily press and regular printed publications on sale to the public within 60 days of the event related to those data/results and always provided that copyright symbol appears together as follows below.

© DORNA WSBK ORGANIZATION Srl 2024





Donington Park 4.023 m

Prosecco DOC UK Round, 12-14 July 2024

Ideal Times Tissot Superpole

No.	Rider	Nat	Bike	Seg. 1 Diff. 1	Seg. 2 Diff. 2	Seg. 3 Diff. 3	Seg. 4 Diff. 4	Ideal Time Best Lap	Pos.	Diff.
1	22 A. CARRASCO	ESP	Yamaha YZF-R7	21.815 +0.215	26.887	25.391	26.164 +0.109	1'40.257 1'40.581	1	0.324
2	6 M. HERRERA	ESP	Yamaha YZF-R7	21.988 +0.120	27.137	25.673 +0.101	26.094	1'40.892 1'41.113	2	0.221
3	64 S. SANCHEZ	ESP	Yamaha YZF-R7	21.823 +0.066	27.259 +0.153	25.757	26.362	1'41.201 1'41.420	3	0.219
4	96 R. PONZIANI	ITA	Yamaha YZF-R7	21.959	27.387	25.842	26.540	1'41.728 1'41.728	4	
5	36 B. NEILA	ESP	Yamaha YZF-R7	22.099	27.632	25.747	26.282	1'41.760 1'41.760	5	
6	8 T. RELPH	AUS	Yamaha YZF-R7	22.265	27.283	25.988	26.478	1'42.014 1'42.014	6	
7	46 P. RUIZ	ESP	Yamaha YZF-R7	22.256	27.627 +0.025	26.057	26.438	1'42.378 1'42.403	7	0.025
8	16 L. MICHEL	GER	Yamaha YZF-R7	22.179 +0.188	27.745	26.175 +0.055	26.622 +0.180	1'42.721 1'43.144	8	0.423
9	28 D. ONGARO	FRA	Yamaha YZF-R7	22.535 +0.101	27.894	26.224	26.401 +0.130	1'43.054 1'43.285	10	0.231
10	14 M. DOBBS	USA	Yamaha YZF-R7	22.588 +0.013	27.828 +0.124	26.016 +0.066	26.746 +0.430	1'43.178 1'43.811	12	0.633
11	10 R. YOCHAY	ISR	Yamaha YZF-R7	22.373	27.876	26.310 +0.038	26.644 +0.001	1'43.203 1'43.242	9	0.039
12	35 L. KEMMER	AUT	Yamaha YZF-R7	22.547	27.698	26.327	26.867	1'43.439 1'43.439	11	
13	19 A. OUREDNIKOVA	CZE	Yamaha YZF-R7	22.527	28.054 +0.005	26.360 +0.361	26.582 +0.228	1'43.523 1'44.117	13	0.594
14	83 A. MADRIGAL	MEX	Yamaha YZF-R7	22.669	28.140 +0.085	26.371	26.683 +0.237	1'43.863 1'44.185	14	0.322
15	33 C. LIU	TPE	Yamaha YZF-R7	22.674	28.617	26.432 +0.116	26.609	1'44.332 1'44.448	15	0.116
16	4 E. BONDI	FRA	Yamaha YZF-R7	22.789	28.413 +0.007	26.563 +0.200	26.905 +0.151	1'44.670 1'45.028	17	0.358
17	44 L. HIRANO	JPN	Yamaha YZF-R7	22.656	28.527	26.531 +0.043	27.145 +0.084	1'44.859 1'44.986	16	0.127
18	21 N. VAN ASWEGEN	RSA	Yamaha YZF-R7	22.863 +0.119	28.723	26.688 +0.027	26.881 +0.195	1'45.155 1'45.496	18	0.341
19	34 A. WHITMORE	GBR	Yamaha YZF-R7	22.789 +0.159	28.497	26.646 +0.273	27.609	1'45.541 1'45.973	20	0.432
20	5 K. SILFA	DDM	Yamaha YZF-R7	23.114	28.565 +0.011	26.571 +0.125	27.335 +0.215	1'45.585 1'45.936	19	0.351
21	77 A. SIBAJA	ESP	Yamaha YZF-R7	23.219 +0.069	29.020	27.045	27.078 +0.127	1'46.362 1'46.558	21	0.196
Overall Ideal Time				21.815	26.887	25.391	26.094	1'40.187		

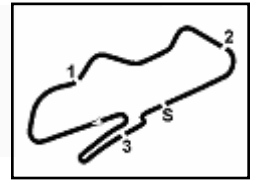
12/07/2024

These data/results cannot be reproduced, stored and/or transmitted in whole or in part by any manner of electronic, mechanical, photocopying, recording, broadcasting or otherwise now known or herein after developed without the previous express consent by the copyright owner, except for reproduction in daily press and regular printed publications on sale to the public within 60 days of the event related to those data/results and always provided that copyright symbol appears together as follows below.

© DORNA WSBK ORGANIZATION Srl 2024

FIGR PERUGIA TIMING





**Prosecco DOC UK Round, 12-14 July 2024
Chronological Analysis Tissot Superpole**

1° 22 A. CARRASCO [1'40.581]							
Lap	Seg1	Seg2	Seg3	Seg4	Lap Time	km/h	Local Time
1		28.273	26.349	26.669		193,5	
2	22.291	27.459	26.136	26.433	1'42.319	193,5	14:14'52.032
3	22.058	27.525	25.928	26.411	1'41.922	194,6	14:16'33.954
4	22.018	27.066	25.519	26.297	1'40.900	192,9	14:18'14.854
5	22.040	27.016	25.563	26.298	1'40.917	192,9	14:19'55.771
6	22.065	27.033	25.496	26.388	1'40.982	192,9	14:21'36.753
7	22.030	26.887	25.391	26.273	1'40.581	193,2	14:23'17.334
8	21.961	27.675	25.770	26.486	1'41.892	196,4	14:24'59.226
9	21.931	27.051	25.785	26.280	1'41.047	194,6	14:26'40.273
10	22.719	27.276	25.605	26.292	1'41.892	193,9	14:28'22.165
11	22.555	27.527	25.720	26.328	1'42.130	193,2	14:30'04.295
12	22.019	27.564	25.854	26.371	1'41.808C	195,3	14:31'46.103
13	22.001	28.036	25.869	26.233	1'42.139	193,2	14:33'28.242
14	21.815	28.264	25.944	26.164	1'42.187	193,9	14:35'10.429

2° 6 M. HERRERA [1'41.113]							
Lap	Seg1	Seg2	Seg3	Seg4	Lap Time	km/h	Local Time
1		29.876	26.795	26.913		192,5	
2	22.909	28.119	26.099	26.510	1'43.637	193,2	14:15'09.389
3	22.333	27.931	25.843	26.234	1'42.341	192,2	14:16'51.730
4	22.213	27.544	26.116	26.145	1'42.018	191,8	14:18'33.748
5	22.257	27.310	25.903	26.217	1'41.687	190,8	14:20'15.435
6	22.315	27.303	26.343	26.539	1'42.500	190,8	14:21'57.935
7	22.280	27.311	26.409	26.605	1'42.605C	189,5	14:23'40.540
8	22.163	27.262	26.467	26.348	1'42.240	191,8	14:25'22.780
9	22.225	27.249	25.929	26.272	1'41.675	192,5	14:27'04.455
10	22.197	27.915	25.980	26.400	1'42.492	191,8	14:28'46.947
11	22.211	27.326	25.673	26.377	1'41.587	193,2	14:30'28.534
12	22.169	27.620	25.856	28.175	1'43.820C	191,8	14:32'12.354
13	21.988	27.144	25.886	26.267	1'41.285	197,1	14:33'53.639
14	22.108	27.137	25.774	26.094	1'41.113	193,2	14:35'34.752

3° 64 S. SANCHEZ [1'41.420]							
Lap	Seg1	Seg2	Seg3	Seg4	Lap Time	km/h	Local Time
1		29.892	27.763	27.522		191,8	
2	22.509	28.963	26.550	26.803	1'44.825	193,5	14:14'00.325
3	22.319	28.297	26.705	27.266	1'44.587	195,7	14:15'44.912
4	22.217	28.838	26.553	26.855	1'44.463	192,5	14:17'29.375
5	22.080	27.839	26.262	26.652	1'42.833	197,1	14:19'12.208
6	22.067	27.793	26.605	26.856	1'43.321	193,5	14:20'55.529
7	22.176	27.514	26.007	26.568	1'42.265	193,5	14:22'37.794
8	22.226	28.055	26.727	26.774	1'43.782	193,2	14:24'21.576
9	22.194	27.765	26.208	26.745	1'42.912	192,9	14:26'04.488
10	22.036	27.767	26.208	26.650	1'42.661	194,2	14:27'47.149
11	21.988	27.515	25.766	26.745	1'42.014	194,6	14:29'29.163
12	22.018	27.633	25.926	26.553	1'42.130	194,2	14:31'11.293
13	21.928	27.259	25.894	26.512	1'41.593	194,6	14:32'52.886
14	21.889	27.412	25.757	26.362	1'41.420	194,9	14:34'34.306
15	21.823	28.244	27.296	26.852	1'44.215	193,9	14:36'18.521

4° 96 R. PONZIANI [1'41.728]							
Lap	Seg1	Seg2	Seg3	Seg4	Lap Time	km/h	Local Time
1		30.483	27.350	27.686		194,2	
2	23.401	29.565	26.499	26.988	1'46.453	195,7	14:14'04.388
3	22.503	28.763	26.203	26.815	1'44.284	195,7	14:15'48.672
4	22.553	27.946	25.960	27.245	1'43.704	198,9	14:17'32.376
5	22.931	29.009	26.314	26.828	1'45.082	194,6	14:19'17.458
6	22.462	28.029	26.347	26.785	1'43.623	201,5	14:21'01.081
7	22.177	27.809	26.135	26.737	1'42.858	194,9	14:22'43.939
8	22.317	28.436	26.514	26.815	1'44.082	193,2	14:24'28.021

9	22.154	27.657	25.916	26.665	1'42.392	192,9	14:26'10.413
10	22.050	27.709	26.033	29.932	1'45.724P	194,2	14:27'56.137
11	1'09.953	28.514	26.593	27.635	2'32.695P	194,2	14:30'28.832
12	22.274	27.792	26.135	26.461	1'42.662C	197,8	14:32'11.494
13	22.059	27.643	26.015	26.832	1'42.549	198,2	14:33'54.043
14	21.959	27.387	25.842	26.540	1'41.728	197,4	14:35'35.771

5° 36 B. NEILA [1'41.760]							
Lap	Seg1	Seg2	Seg3	Seg4	Lap Time	km/h	Local Time
1		31.030	28.104	28.067		190,1	
2	23.340	28.916	26.974	27.161	1'46.391	193,2	14:14'49.985
3	22.944	28.553	26.383	26.591	1'44.471	192,5	14:16'34.456
4	22.259	27.775	26.382	26.615	1'43.031	192,5	14:18'17.487
5	22.286	27.830	26.429	26.555	1'43.100	191,5	14:20'00.587
6	22.264	27.920	26.519	26.641	1'43.344	190,1	14:21'43.931
7	22.250	27.834	3'22.128	46.431	4'58.643P	96,6	14:26'42.574
8	3'48.848	30.625	28.558	30.903	5'18.934CP	176,8	14:32'01.508
9	23.724	29.232	27.313	27.119	1'47.388	190,1	14:33'48.896
10	22.099	27.632	25.747	26.282	1'41.760	193,5	14:35'30.656

6° 8 T. RELPH [1'42.014]							
Lap	Seg1	Seg2	Seg3	Seg4	Lap Time	km/h	Local Time
1		29.272	26.805	26.820		192,2	
2	22.938	28.234	26.237	26.834	1'44.243	193,9	14:13'34.017
3	22.495	27.968	26.032	26.750	1'43.245	195,7	14:15'17.262
4	22.749	28.526	26.500	27.177	1'44.952	193,2	14:17'02.214
5	22.694	27.868	26.285	26.903	1'43.750	193,2	14:18'45.964
6	22.440	27.963	26.213	26.717	1'43.333	193,5	14:20'29.297
7	22.849	28.102	26.901	33.630	1'51.482P	191,8	14:22'20.779
8	1'11.579	28.491	28.070	27.721	2'35.861P	165,9	14:24'56.640
9	23.147	28.138	26.504	26.797	1'44.586	192,9	14:26'41.226
10	22.463	27.569	28.151	27.199	1'45.382C	195,7	14:28'26.608
11	22.478	27.553	26.227	26.733	1'42.991	193,2	14:30'09.599
12	24.858	30.290	27.205	27.436	1'49.789C	194,9	14:31'59.388
13	22.950	28.625	27.197	26.525	1'45.297	197,1	14:33'44.685
14	22.265	27.283	25.988	26.478	1'42.014	194,6	14:35'26.699

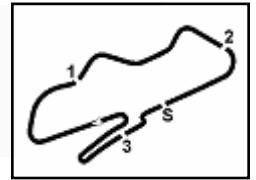
7° 46 P. RUIZ [1'42.403]							
Lap	Seg1	Seg2	Seg3	Seg4	Lap Time	km/h	Local Time
1		30.988	28.827	28.386		189,5	
2	23.758	29.462	27.126	27.454	1'47.800	190,8	14:14'53.801
3	22.758	28.644	26.956	27.079	1'45.437	190,8	14:16'39.238
4	22.803	28.269	27.000	26.903	1'44.975	189,8	14:18'24.213
5	22.707	28.748	26.903	27.024	1'45.382	189,8	14:20'09.595
6	23.018	28.494	26.775	26.837	1'45.124	190,5	14:21'54.719
7	22.669	28.062	26.860	26.806	1'44.397C	189,8	14:23'39.116
8	22.576	28.117	26.876	26.680	1'44.249	190,1	14:25'23.365
9	22.336	27.627	26.304	26.590	1'42.857	191,5	14:27'06.222
10	22.333	27.939	26.397	31.617	1'48.286P	191,8	14:28'54.508
11	1'51.051	29.936	27.009	27.027	3'15.023CP	189,1	14:32'09.531
12	22.546	28.043	27.036	27.263	1'44.888	183,7	14:33'54.419
13	22.256	27.652	26.057	26.438	1'42.403	193,2	14:35'36.822

8° 16 L. MICHEL [1'43.144]							
Lap	Seg1	Seg2	Seg3	Seg4	Lap Time	km/h	Local Time
1		29.929	27.363	28.210		199,3	
2	23.078	28.568	27.176	27.930	1'46.752	202,6	14:14'06.998
3	23.210	28.904	26.959	27.545	1'46.618	198,9	14:15'53.616
4	22.454	28.072	26.677	27.157	1'44.360	196,4	14:17'37.976
5	22.426	27.961	26.280	26.622	1'43.289	197,8	14:19'21.265
6	22.747	28.625	26.368	26.906	1'44.646	195,7	14:21'05.911
7	22.480	27.745	26.579	26.767	1'43.571	196,4	14:22'49.482

12/07/2024 P = Pits In/Out - C = Lap Time Cancelled

These data/results cannot be reproduced, stored and/or transmitted in whole or in part by any manner of electronic, mechanical, photocopying, recording, broadcasting or otherwise now known or herein after developed without the previous express consent by the copyright owner, except for reproduction in daily press and regular printed publications on sale to the public within 60 days of the event related to those data/results and always provided that copyright symbol appears together as follows below.

© DORNA WSBK ORGANIZATION Srl 2024



Donington Park 4.023 m

2 / 3

**Prosecco DOC UK Round, 12-14 July 2024
Chronological Analysis Tissot Superpole**

8	23.281	28.468	26.928	27.154	1'45.831	192,5	14:24'35.313
9	22.413	28.513	27.055	26.869	1'44.850	195,7	14:26'20.163
10	22.367	27.745	26.230	26.802	1'43.144	194,9	14:28'03.307
11	22.179	27.818	26.175	27.171	1'43.343	197,1	14:29'46.650
12	22.447						

4	22.764	27.828	26.600	26.964	1'44.156	191,5	14:18'46.544
5	22.638	28.228	26.278	26.746	1'43.890	191,5	14:20'30.434
6	22.588	28.076	26.279	27.213	1'44.156	192,5	14:22'14.590
7	22.783	28.496	26.482	27.199	1'44.960C	191,5	14:23'59.550
8	22.692	28.245	26.201	27.255	1'44.393	192,5	14:25'43.943
9	22.965	28.793	26.236	27.271	1'45.265	191,2	14:27'29.208
10	22.844	28.073	26.016	26.964	1'43.897	192,2	14:29'13.105
11	22.601	27.952	26.082	27.176	1'43.811	192,2	14:30'56.916
12	22.610	28.066	26.331	27.240	1'44.247	191,2	14:32'41.163
13	22.721	28.193	26.188	27.382	1'44.484	191,8	14:34'25.647
14	22.610	28.117	26.205	26.905	1'43.837	191,8	14:36'09.484

9° 10 R. YOCHAY [1'43.242]							
Lap	Seg1	Seg2	Seg3	Seg4	Lap Time	km/h	Local Time
1		30.481	27.564	27.733		194,2	
2	23.483	29.371	27.392	27.356	1'47.602	197,1	14:14'06.141
3	22.728	28.440	27.254	26.798	1'45.220	192,2	14:15'51.361
4	22.848	28.301	26.868	26.848	1'44.865	190,5	14:17'36.226
5	22.557	28.171	26.423	27.168	1'44.319	193,9	14:19'20.545
6	23.386	29.669	26.904	26.644	1'46.603	191,2	14:21'07.148
7	22.681	28.353	26.599	35.224	1'52.857P	196,4	14:23'00.005
8	37.385	29.048	27.364	26.706	2'00.503P	188,8	14:25'00.508
9	22.553	28.168	26.525	26.853	1'44.099	192,2	14:26'44.607
10	22.413	28.113	26.394	26.751	1'43.671	192,5	14:28'28.278
11	22.411	28.014	26.310	26.697	1'43.432	193,5	14:30'11.710
12	22.725	29.505	27.130	27.910	1'47.270C	189,8	14:31'58.980
13	22.565	29.242	28.025	26.741	1'46.573	191,2	14:33'45.553
14	22.373	27.876	26.348	26.645	1'43.242	192,5	14:35'28.795

13° 19 A. OUREDNIKOVA [1'44.117]							
Lap	Seg1	Seg2	Seg3	Seg4	Lap Time	km/h	Local Time
1		30.118	27.061	28.087		194,9	
2	23.996	29.101	27.669	27.897	1'48.663	192,9	14:13'49.024
3	23.795	28.723	27.099	27.388	1'47.005	193,5	14:15'36.029
4	23.581	29.377	26.866	26.582	1'46.406	190,5	14:17'22.435
5	22.752	28.574	26.739	27.062	1'45.127	190,8	14:19'07.562
6	22.758	28.395	26.634	26.910	1'44.697	190,8	14:20'52.259
7	22.823	28.071	26.780	26.884	1'44.558	190,1	14:22'36.817
8	22.990	28.054	26.676	26.822	1'44.542	190,1	14:24'21.359
9	22.698	28.289	26.360	26.777	1'44.124	193,9	14:26'05.483
10	22.527	28.059	26.721	26.810	1'44.117	192,2	14:27'49.600
11	22.624	28.373	26.725	26.985	1'44.707	190,5	14:29'34.307
12	22.783	28.320	26.733	26.956	1'44.792	190,1	14:31'19.099
13	22.830	28.616	26.754	26.857	1'45.057	189,1	14:33'04.156
14	22.662	28.129	26.512	27.042	1'44.345	191,5	14:34'48.501
15	22.988	28.891	27.082	27.215	1'46.176	192,5	14:36'34.677

10° 28 D. ONGARO [1'43.285]							
Lap	Seg1	Seg2	Seg3	Seg4	Lap Time	km/h	Local Time
1		30.639	27.387	27.569		194,9	
2	23.236	29.153	26.891	26.856	1'46.136	200,7	14:14'05.393
3	22.811	28.701	26.536	26.831	1'44.879	195,3	14:15'50.272
4	22.718	28.492	26.528	26.998	1'44.736	194,2	14:17'35.008
5	22.714	28.432	26.557	26.647	1'44.350	197,1	14:19'19.358
6	22.748	28.417	26.496	26.689	1'44.350	194,2	14:21'03.708
7	23.032	29.055	27.688	35.525	1'55.300P	179,1	14:22'59.008
8	38.609	29.323	26.446	26.536	2'00.914P	199,3	14:24'59.922
9	22.535	27.993	26.359	26.764	1'43.651	193,9	14:26'43.573
10	22.786	28.038	26.318	26.498	1'43.640	194,2	14:28'27.213
11	22.636	27.894	26.224	26.531	1'43.285	194,9	14:30'10.498
12	23.334	30.281	26.678	26.825	1'47.118C	193,9	14:31'57.616
13	22.895	28.187	26.390	26.604	1'44.076	193,5	14:33'41.692
14	22.680	27.922	26.335	26.401	1'43.338	194,2	14:35'25.030

14° 83 A. MADRIGAL [1'44.185]							
Lap	Seg1	Seg2	Seg3	Seg4	Lap Time	km/h	Local Time
1		31.211	28.115	27.946		187,8	
2	23.927	30.242	27.810	27.800	1'49.779	188,8	14:13'51.969
3	24.229	31.786	29.421	27.446	1'52.882	180,9	14:15'44.851
4	23.313	29.627	27.058	27.055	1'47.053	190,8	14:17'31.904
5	23.261	29.965	27.525	27.524	1'48.275	191,5	14:19'20.179
6	23.546	29.354	26.849	26.721	1'46.470	189,1	14:21'06.649
7	22.836	28.616	27.047	27.112	1'45.611	189,1	14:22'52.260
8	22.978	28.537	26.789	26.960	1'45.264	187,5	14:24'37.524
9	22.740	28.512	26.634	27.507	1'45.393	193,5	14:26'22.917
10	23.230	28.360	26.479	26.683	1'44.752	190,8	14:28'07.669
11	23.293	28.789	26.924	26.924	1'45.930	191,8	14:29'53.599
12	24.300	32.067	29.798	26.930	1'53.095	175,3	14:31'46.694
13	22.669	28.225	26.371	26.920	1'44.185	193,9	14:33'30.879
14	22.685	28.140	26.542	26.951	1'44.318	188,5	14:35'15.197

11° 35 L. KEMMER [1'43.439]							
Lap	Seg1	Seg2	Seg3	Seg4	Lap Time	km/h	Local Time
1		31.706	28.962	29.185		187,8	
2	23.828	30.101	27.374	28.349	1'49.652C	192,9	14:14'06.925
3	23.072	28.925	27.006	27.971	1'46.974	191,8	14:15'53.899
4	22.834	28.533	26.980	27.607	1'45.954	191,2	14:17'39.853
5	22.943	28.515	27.085	27.706	1'46.249	188,8	14:19'26.102
6	23.310	28.633	26.930	27.681	1'46.554	190,1	14:21'12.656
7	23.049	28.295	26.883	27.341	1'45.568	189,8	14:22'58.224
8	23.105	28.555	26.944	27.528	1'46.132	188,8	14:24'44.356
9	22.867	28.252	26.686	27.330	1'45.135	190,1	14:26'29.491
10	22.786	28.167	26.696	27.104	1'44.753	190,5	14:28'14.244
11	22.732	28.596	26.865	27.525	1'45.718	187,5	14:29'59.962
12	22.877	28.859	27.259	31.173	1'50.168C	190,1	14:31'50.130
13	22.934	28.031	26.598	27.242	1'44.805	189,8	14:33'34.935
14	22.547	27.698	26.327	26.867	1'43.439	191,2	14:35'18.374

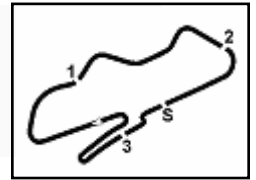
15° 33 C. LIU [1'44.448]							
Lap	Seg1	Seg2	Seg3	Seg4	Lap Time	km/h	Local Time
1		32.100	28.466	27.804		187,8	
2	24.280	29.504	27.616	27.373	1'48.773	191,2	14:13'48.197
3	23.444	29.454	27.639	27.736	1'48.273	191,5	14:15'36.470
4	23.406	29.612	27.587	27.000	1'47.605	191,8	14:17'24.075
5	23.144	29.120	26.706	34.328	1'53.298P	191,2	14:19'17.373
6	1'03.329	29.334	28.284	27.118	2'28.065P	183,7	14:21'45.438
7	23.133	28.969	26.974	26.874	1'45.950	189,5	14:23'31.388
8	23.127	29.177	26.762	27.010	1'46.076	190,1	14:25'17.464
9	22.872	28.927	26.997	27.098	1'45.894	189,5	14:27'03.358
10	22.836	28.694	26.657	26.749	1'44.936	191,5	14:28'48.294
11	22.674	28.617	26.548	26.609	1'44.448	191,2	14:30'32.742
12	22.723	28.667	26.432	26.419	1'44.241C	190,5	14:32'16.983
13	22.799	29.821	28.165	34.993	1'55.778P	185,2	14:34'12.761
14	42.562	28.945	27.102	26.874	2'05.483P	190,5	14:36'18.244

12/07/2024 P = Pits In/Out - C = Lap Time Cancelled

These data/results cannot be reproduced, stored and/or transmitted in whole or in part by any manner of electronic, mechanical, photocopying, recording, broadcasting or otherwise now known or herein after developed without the previous express consent by the copyright owner, except for reproduction in daily press and regular printed publications on sale to the public within 60 days of the event related to those data/results and always provided that copyright symbol appears together as follows below.

© DORNA WSBK ORGANIZATION Srl 2024





Donington Park 4.023 m

3 / 3

Prosecco DOC UK Round, 12-14 July 2024
Chronological Analysis Tissot Superpole

16° 44 L. HIRANO [1'44.986]							
Lap	Seg.1	Seg.2	Seg.3	Seg.4	Lap Time	km/h	Local Time
1		31.529	27.809	28.450		189,1	
2	23.341	30.016	27.245	27.524	1'48.126	191,2	14:13'57.705
3	22.989	29.399	26.794	27.284	1'46.466	191,5	14:15'44.171
4	22.725	29.415	26.923	27.212	1'46.275	185,6	14:17'30.446
5	22.753	28.844	26.544	27.181	1'45.322	191,2	14:19'15.768
6	22.793	29.002	27.018	27.631	1'46.444	194,6	14:21'02.212
7	23.237	28.744	26.551	27.652	1'46.184	194,9	14:22'48.396
8	22.891	29.048	26.781	27.390	1'46.110	189,1	14:24'34.506
9	22.741	28.750	27.597	27.658	1'46.746	189,1	14:26'21.252
10	22.656	28.527	26.574	27.229	1'44.986	190,8	14:28'06.238
11	22.762	29.025	26.531	27.171	1'45.489	190,1	14:29'51.727
12	23.720	29.876	26.580	27.175	1'47.351	190,1	14:31'39.078
13	22.815	28.774	26.648	27.145	1'45.382	190,5	14:33'24.460
14	23.971	30.356	26.575	27.452	1'48.354	196,7	14:35'12.814

17° 4 E. BONDI [1'45.028]							
Lap	Seg.1	Seg.2	Seg.3	Seg.4	Lap Time	km/h	Local Time
1		31.667	28.776	28.551		194,9	
2	24.344	29.760	27.657	28.201	1'49.962	191,2	14:13'48.919
3	23.760	29.579	27.232	28.029	1'48.600	193,5	14:15'37.519
4	23.565	29.572	27.379	27.408	1'47.924	192,2	14:17'25.443
5	23.583	29.021	27.542	27.721	1'47.867	189,5	14:19'13.310
6	23.808	29.038	27.217	27.670	1'47.733	188,2	14:21'01.043
7	23.601	28.952	27.048	27.961	1'47.562	187,8	14:22'48.605
8	23.581	28.688	26.989	27.937	1'47.195	191,2	14:24'35.800
9	23.322	28.577	27.047	27.407	1'46.353	190,8	14:26'22.153
10	23.109	28.413	26.871	27.007	1'45.400	191,2	14:28'07.553
11	23.222	28.681	26.748	27.210	1'45.861	190,5	14:29'53.414
12	23.349	28.986	27.012	26.905	1'46.252	190,5	14:31'39.666
13	22.789	28.420	26.763	27.056	1'45.028	194,6	14:33'24.694
14	22.993	28.443	26.563	27.115	1'45.114	190,8	14:35'09.808

18° 21 N. VAN ASWEGEN [1'45.496]							
Lap	Seg.1	Seg.2	Seg.3	Seg.4	Lap Time	km/h	Local Time
1		31.975	28.413	28.001		189,5	
2	23.930	29.554	28.111	27.690	1'49.285	189,5	14:13'47.193
3	23.621	29.870	27.332	27.760	1'48.583	191,2	14:15'35.776
4	23.681	29.582	27.163	27.075	1'47.501	191,8	14:17'23.277
5	23.124	29.138	26.878	27.385	1'46.525	191,5	14:19'09.802
6	23.117	28.918	27.064	27.146	1'46.245	191,8	14:20'56.047
7	22.863	28.856	26.932	27.301	1'45.952	191,8	14:22'41.999
8	23.229	29.592	27.089	26.957	1'46.867	191,8	14:24'28.866
9	22.962	28.999	26.688	27.164	1'45.813	192,5	14:26'14.679
10	22.982	28.723	26.715	27.076	1'45.496	192,9	14:28'00.175
11	23.136	28.906	26.751	27.528	1'46.321	192,9	14:29'46.496
12	23.383	29.591	27.118	29.086	1'49.178	192,2	14:31'35.674
13	24.100	30.292	28.847	27.203	1'50.442	188,2	14:33'26.116
14	23.106	29.078	26.881	26.881	1'45.946	197,8	14:35'12.062

19° 5 K. SILFA [1'45.936]							
Lap	Seg.1	Seg.2	Seg.3	Seg.4	Lap Time	km/h	Local Time
1		31.987	28.479	29.144		189,8	
2	24.678	30.560	28.185	27.990	1'51.413	187,8	14:13'51.404
3	23.167	29.676	27.409	27.913	1'48.165	189,5	14:15'39.569
4	23.374	29.458	27.177	27.550	1'47.559	188,8	14:17'27.128
5	23.486	29.140	26.869	27.363	1'46.858	190,8	14:19'13.986
6	23.669	29.404	27.201	27.759	1'48.033	188,8	14:21'02.019
7	23.877	28.875	26.829	27.440	1'47.021	188,5	14:22'49.040
8	23.582	29.031	26.878	27.639	1'47.130	190,5	14:24'36.170

9	23.205	28.881	26.746	27.707	1'46.539	190,5	14:26'22.709
10	23.678	28.565	26.571	27.335	1'46.149	188,8	14:28'08.858
11	23.300	28.626	26.880	27.806	1'46.612	188,8	14:29'55.470
12	23.434	30.209	27.106	28.061	1'48.810C	188,2	14:31'44.280
13	23.352	29.354	26.732	27.522	1'46.960	189,8	14:33'31.240
14	23.114	28.576	26.696	27.550	1'45.936	190,8	14:35'17.176

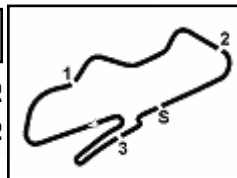
20° 34 A. WHITMORE [1'45.973]							
Lap	Seg.1	Seg.2	Seg.3	Seg.4	Lap Time	km/h	Local Time
1		31.322	27.803	30.927		188,8	
2	23.397	29.830	27.197	28.398	1'48.822	190,8	14:14'15.905
3	23.345	29.816	26.929	28.083	1'48.173	190,8	14:16'04.078
4	23.205	29.724	27.155	28.206	1'48.290	188,2	14:17'52.368
5	23.249	30.164	27.154	33.105	1'53.672P	188,8	14:19'46.040
6	2'57.540	29.344	27.526	28.304	4'22.714CP	189,1	14:24'08.754
7	23.463	28.857	27.087	28.055	1'47.462	188,5	14:25'56.216
8	23.174	29.042	26.897	27.772	1'46.885	189,5	14:27'43.101
9	22.948	28.497	26.919	27.609	1'45.973	189,8	14:29'29.074
10	22.946	28.503	26.646	27.902	1'45.997	190,5	14:31'15.071
11	22.847	28.995	26.898	27.966	1'46.706	188,8	14:33'01.777
12	22.789	28.672	26.856	28.211	1'46.528	189,8	14:34'48.305
13	22.858	28.956	27.568	28.729	1'48.111	189,5	14:36'36.416

21° 77 A. SIBAJA [1'46.558]							
Lap	Seg.1	Seg.2	Seg.3	Seg.4	Lap Time	km/h	Local Time
1		32.134	28.863	28.948		190,1	
2	25.249	30.731	27.948	28.479	1'52.407	193,9	14:13'51.606
3	24.334	30.275	27.921	27.737	1'50.267	191,5	14:15'41.873
4	24.016	30.041	27.770	27.453	1'49.280	191,8	14:17'31.153
5	23.662	30.024	27.591	27.474	1'48.751	190,1	14:19'19.904
6	23.603	29.907	27.561	27.468	1'48.539	191,8	14:21'08.443
7	23.749	29.718	27.824	27.674	1'48.965	188,5	14:22'57.408
8	23.775	29.937	27.627	27.078	1'48.417	189,1	14:24'45.825
9	23.356	29.382	27.449	27.589	1'47.776	189,1	14:26'33.601
10	23.332	29.515	27.490	27.268	1'47.605	189,1	14:28'21.206
11	23.379	29.488	27.479	27.443	1'47.789	188,5	14:30'08.995
12	23.531	29.797	27.833	28.070	1'49.231C	190,8	14:31'58.226
13	23.219	29.213	28.252	27.411	1'48.095	190,8	14:33'46.321
14	23.288	29.020	27.045	27.205	1'46.558	192,5	14:35'32.879

12/07/2024 P = Pits In/Out - C = Lap Time Cancelled

These data/results cannot be reproduced, stored and/or transmitted in whole or in part by any manner of electronic, mechanical, photocopying, recording, broadcasting or otherwise now known or herein after developed without the previous express consent by the copyright owner, except for reproduction in daily press and regular printed publications on sale to the public within 60 days of the event related to those data/results and always provided that copyright symbol appears together as follows below.

© DORNA WSBK ORGANIZATION Srl 2024



Donington Park 4.023 m

Prosecco DOC UK Round, 12-14 July 2024
Best Laps & Speeds


No.	Rider Bike	Nat	Best Lap		FP		SP												
			LL	SPD	LL	SPD	LL	SPD											
1	22 A. CARRASCO Yamaha YZF-R7	ESP	1'40.581 25 196,4		1'43.134 12 194,2		1'40.581 13 196,4												
2	6 M. HERRERA Yamaha YZF-R7	ESP	1'41.113 21 197,1		1'45.585 8 191,5		1'41.113 13 197,1												
3	64 S. SANCHEZ Yamaha YZF-R7	ESP	1'41.420 26 197,1		1'44.832 12 192,2		1'41.420 14 197,1												
4	96 R. PONZIANI Yamaha YZF-R7	ITA	1'41.728 25 201,5		1'46.387 12 197,1		1'41.728 13 201,5												
5	36 B. NEILA Yamaha YZF-R7	ESP	1'41.760 20 193,5		1'49.937 11 191,5		1'41.760 9 193,5												
6	8 T. RELPH Yamaha YZF-R7	AUS	1'42.014 25 197,1		1'44.855 12 194,9		1'42.014 13 197,1												
7	46 P. RUIZ Yamaha YZF-R7	ESP	1'42.403 23 193,2		1'49.535 11 192,2		1'42.403 12 193,2												
8	16 L. MICHEL Yamaha YZF-R7	GER	1'43.144 21 202,6		1'50.374 11 191,2		1'43.144 10 202,6												
9	10 R. YOCHAY Yamaha YZF-R7	ISR	1'43.242 25 197,1		1'49.066 12 191,8		1'43.242 13 197,1												
10	28 D. ONGARO Yamaha YZF-R7	FRA	1'43.285 25 200,7		1'48.504 12 191,5		1'43.285 13 200,7												
11	35 L. KEMMER Yamaha YZF-R7	AUT	1'43.439 25 192,9		1'52.696 12 190,8		1'43.439 13 192,9												
12	14 M. DOBBS Yamaha YZF-R7	USA	1'43.811 17 192,9		1'48.783 4 190,5		1'43.811 13 192,9												
13	19 A. OUREDICKOVA Yamaha YZF-R7	CZE	1'44.117 26 194,9		1'47.209 12 190,8		1'44.117 14 194,9												
14	83 A. MADRIGAL Yamaha YZF-R7	MEX	1'44.185 24 193,9		1'52.150 11 186,5		1'44.185 13 193,9												
15	33 C. LIU Yamaha YZF-R7	TPE	1'44.448 25 191,8		1'49.283 12 190,5		1'44.448 13 191,8												
16	44 L. HIRANO Yamaha YZF-R7	JPN	1'44.986 25 196,7		1'47.571 12 191,5		1'44.986 13 196,7												
17	4 E. BONDI Yamaha YZF-R7	FRA	1'45.028 24 194,9		1'49.552 11 190,1		1'45.028 13 194,9												
18	21 N. VAN ASWEGEN Yamaha YZF-R7	RSA	1'45.496 25 197,8		1'51.393 12 190,1		1'45.496 13 197,8												
19	5 K. SILFA Yamaha YZF-R7	DOM	1'45.936 24 190,8		1'49.998 11 185,9		1'45.936 13 190,8												
20	34 A. WHITMORE Yamaha YZF-R7	GBR	1'45.973 22 190,8		1'51.945 10 187,8		1'45.973 12 190,8												
21	77 A. SIBAJA Yamaha YZF-R7	ESP	1'46.558 24 193,9		1'56.444 11 191,5		1'46.558 13 193,9												

12/07/2024

These data/results cannot be reproduced, stored and/or transmitted in whole or in part by any manner of electronic, mechanical, photocopying, recording, broadcasting or otherwise now known or herein after developed without the previous express consent by the copyright owner, except for reproduction in daily press and regular printed publications on sale to the public within 60 days of the event related to those data/results and always provided that copyright symbol appears together as follows below.

© DORNA WSBK ORGANIZATION Srl 2024





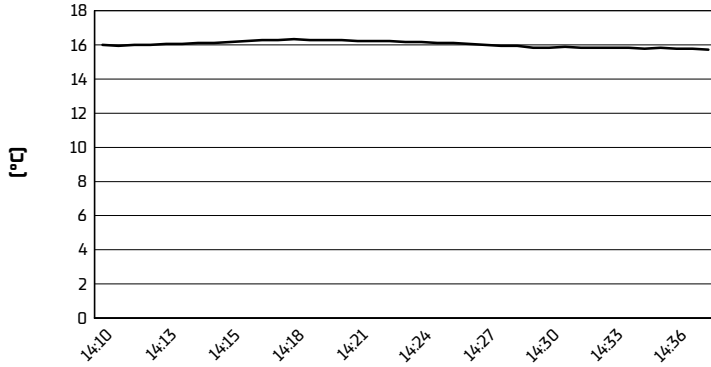
Donington Park 4.023 m

Prosecco DOC UK Round, 12-14 July 2024

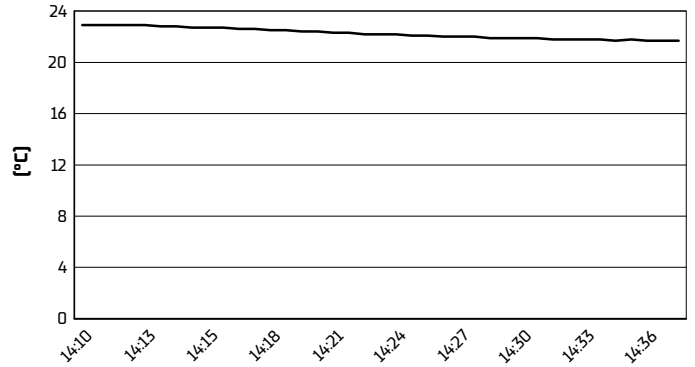
Weather Report Tissot Superpole

Session started 14:10 - Session ended 14:37


Air Temperature



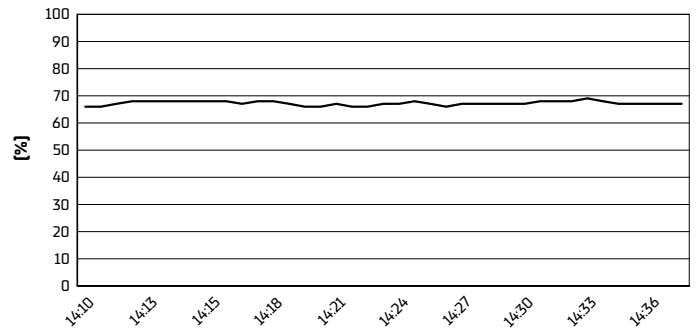
Track Temperature



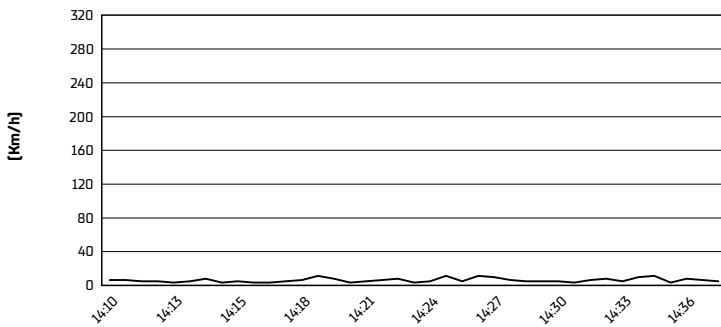
Air Pressure



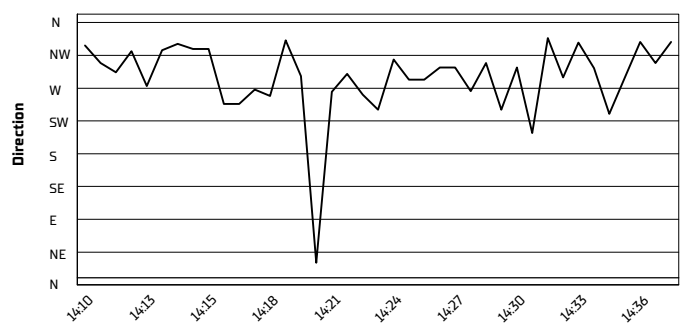
Humidity



Wind Speed



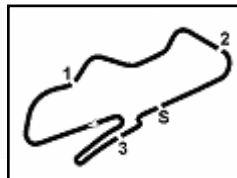
Wind Direction



12/07/2024

These data/results cannot be reproduced, stored and/or transmitted in whole or in part by any manner of electronic, mechanical, photocopying, recording, broadcasting or otherwise now known or herein after developed without the previous express consent by the copyright owner, except for reproduction in daily press and regular printed publications on sale to the public within 60 days of the event related to those data/results and always provided that copyright symbol appears together as follows below.

© DORNA WSBK ORGANIZATION Srl 2024



Donington Park 4.023 m

Prosecco DOC UK Round, 12-14 July 2024
Tissot Superpole Ranking

	2024
01 Misano	Herrera (Esp) Yam 1'49.390 (139,1 Km/h)
02 Donington	Carrasco (Esp) Yam 1'40.581 (144,0 Km/h)
03 Portimao	
04 Cremona	
05 Estoril	
06 Jerez	

2024

- 1 M. Herrera
- 1 A. Carrasco

ALL TIMES

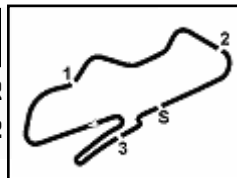
- 1 A. Carrasco
- 1 M. Herrera

12/07/2024

These data/results cannot be reproduced, stored and/or transmitted in whole or in part by any manner of electronic, mechanical, photocopying, recording, broadcasting or otherwise now known or herein after developed without the previous express consent by the copyright owner, except for reproduction in daily press and regular printed publications on sale to the public within 60 days of the event related to those data/results and always provided that copyright symbol appears together as follows below.

© DORNA WSBK ORGANIZATION Srl 2024





Donington Park 4.023 m

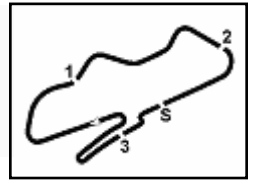
Prosecco DOC UK Round, 12-14 July 2024
Tissot Superpole Award

	Points	Points From First	Points From Previous	June 16 MISANO	July 14 DONINGTON PARK	August 11 PORTIMAO	September 22 CREMONA CIRCUIT	October 13 ESTORIL	October 20 JEREZ											
1 HERRERA Maria [ESP]	21			12	9															
2 CARRASCO Ana [ESP]	19	2		7	12															
3 SANCHEZ Sara [ESP]	16	5	3	9	7															
4 PONZIANI Roberta [ITA]	12	9	4	6	6															
5 NEILA Beatriz [ESP]	8	13	4	3	5															
6 HOWDEN Jessica [RSA]	5	16	3	5																
7 RELPH Tayla [AUS]	4	17	1		4															
8 CARRENO Isis [CHI]	4	17	0	4																
9 RUIZ Pakita [ESP]	3	18	1		3															
10 MICHEL Lucy [GER]	3	18	0	1	2															
11 ONGARO Ornella [FRA]	2	19	1	2																
12 YOCHAY Ran [ISR]	1	20	1		1															

12/07/2024 Odd points columns: Tissot Superpole Even points columns: Tissot Superpole Race

These data/results cannot be reproduced, stored and/or transmitted in whole or in part by any manner of electronic, mechanical, photocopying, recording, broadcasting or otherwise now known or herein after developed without the previous express consent by the copyright owner, except for reproduction in daily press and regular printed publications on sale to the public within 60 days of the event related to those data/results and always provided that copyright symbol appears together as follows below.

© DORNA WSBK ORGANIZATION Srl 2024



Donington Park 4.023 m

Prosecco DOC UK Round, 12-14 July 2024

Provisional Starting Grid - Race 1 (12 Laps x 4,023 km = 48,276 km)

1	1	22 CARRASCO A. Yamaha 1'40.581	2	6 HERRERA M. Yamaha 1'41.113	3	64 SANCHEZ S. Yamaha 1'41.420
2	4	96 PONZIANI R. Yamaha 1'41.728	5	36 NEILA B. Yamaha 1'41.760	6	8 RELPH T. Yamaha 1'42.014
3	7	46 RUIZ P. Yamaha 1'42.403	8	16 MICHEL L. Yamaha 1'43.144	9	10 YOCHAY R. Yamaha 1'43.242
4	10	28 ONGARO D. Yamaha 1'43.285	11	35 KEMMER L. Yamaha 1'43.439	12	14 DOBBS M. Yamaha 1'43.811
5	13	19 OUREDNIKOVA A. Yamaha 1'44.117	14	83 MADRIGAL A. Yamaha 1'44.185	15	33 LIU C. Yamaha 1'44.448
6	16	44 HIRANO L. Yamaha 1'44.986	17	4 BONDI E. Yamaha 1'45.028	18	21 VAN ASWEGEN N. Yamaha 1'45.496
7	19	5 SILFA K. Yamaha 1'45.936	20	34 WHITMORE A. Yamaha 1'45.973	21	77 SIBAJA A. Yamaha 1'46.558

12/07/2024 The Race Director

These data/results cannot be reproduced, stored and/or transmitted in whole or in part by any manner of electronic, mechanical, photocopying, recording, broadcasting or otherwise now known or herein after developed without the previous express consent by the copyright owner, except for reproduction in daily press and regular printed publications on sale to the public within 60 days of the event related to those data/results and always provided that copyright symbol appears together as follows below. @ DORNA WSBK ORGANIZATION Srl 2024