

Pirelli Emilia-Romagna Round, 14-16 June 2024 Chronological Analysis Race 1

Misano Circuit Sic 58 4.226 m

Start at 14:00'26.660

1 / 5

1° 54 T. RAZGATLIOGLU [1'33.946]							
Lap	Seg1	Seg2	Seg3	Seg4	Lap Time	km/h	Local Time
1		21.602	25.673	21.159	1'39.975	273,4	14:02'06.635
2	26.342	21.219	25.515	21.117	1'34.193	275,5	14:03'40.828
3	26.239	21.024	25.441	20.977	1'33.681C	277,6	14:05'14.509
4	26.463	21.132	25.551	20.987	1'34.133	273,4	14:06'48.642
5	26.296	21.067	25.690	21.097	1'34.150	272,0	14:08'22.792
6	26.235	21.095	25.536	21.168	1'34.034	272,0	14:09'56.826
7	26.310	21.060	25.653	21.070	1'34.093	270,7	14:11'30.919
8	26.358	21.042	25.496	21.103	1'33.999	272,0	14:13'04.918
9	26.534	20.999	25.573	21.210	1'34.316	271,4	14:14'39.234
10	26.367	20.963	25.510	21.106	1'33.946	270,7	14:16'13.180
11	26.398	20.931	25.564	21.108	1'34.001	271,4	14:17'47.181
12	26.438	20.956	25.789	21.258	1'34.441	270,7	14:19'21.622
13	26.468	21.025	25.599	21.341	1'34.433	270,0	14:20'56.055
14	26.493	21.099	25.774	21.249	1'34.615C	270,7	14:22'30.670
15	26.539	21.078	25.652	21.221	1'34.490	271,4	14:24'05.160
16	26.550	21.007	25.759	21.269	1'34.585	270,7	14:25'39.745
17	26.527	21.118	25.626	21.155	1'34.426	270,0	14:27'14.171
18	26.560	21.135	25.711	21.330	1'34.736	269,3	14:28'48.907
19	26.569	21.186	25.704	21.203	1'34.662	269,3	14:30'23.569
20	26.640	21.138	25.883	21.207	1'34.868	269,3	14:31'58.437
21	26.877	21.085	25.897	21.380	1'35.239	270,0	14:33'33.676

Race Time 33'07.016

14	26.413	21.128	25.550	21.146	1'34.237	276,9	14:22'33.915
15	26.470	21.169	25.529	21.484	1'34.652	278,4	14:24'08.567
16	26.509	21.100	25.983	21.309	1'34.901	277,6	14:25'43.468
17	26.582	21.151	25.599	21.297	1'34.629	276,2	14:27'18.097
18	26.721	21.065	25.909	21.259	1'34.954	278,4	14:28'53.051
19	26.580	21.073	25.662	21.169	1'34.484	277,6	14:30'27.535
20	26.620	21.088	25.680	21.236	1'34.624	276,9	14:32'02.159
21	26.586	21.094	25.733	21.280	1'34.693	276,2	14:33'36.852

Race Time 33'10.192

2° 11 N. BULEGA [1'33.920]							
Lap	Seg1	Seg2	Seg3	Seg4	Lap Time	km/h	Local Time
1		21.416	25.734	21.284	1'40.431	276,2	14:02'07.091
2	27.012	21.083	25.356	20.982	1'34.433	279,8	14:03'41.524
3	26.278	21.219	25.428	21.165	1'34.090	280,5	14:05'15.614
4	26.252	21.175	25.485	21.150	1'34.062	278,4	14:06'49.676
5	26.406	21.230	25.958	21.075	1'34.669C	279,1	14:08'24.345
6	26.249	21.067	25.532	21.072	1'33.920	279,1	14:09'58.265
7	26.412	21.212	25.733	21.216	1'34.573	275,5	14:11'32.838
8	26.409	21.281	25.345	21.060	1'34.095	272,7	14:13'06.933
9	26.287	21.202	25.439	21.034	1'33.962	273,4	14:14'40.895
10	26.396	21.189	25.447	21.102	1'34.134	274,1	14:16'15.029
11	26.384	21.145	25.535	21.192	1'34.256	272,7	14:17'49.285
12	26.547	21.186	25.678	21.184	1'34.595	272,0	14:19'23.880
13	26.466	21.175	25.622	21.204	1'34.467	271,4	14:20'58.347
14	26.401	21.281	25.741	21.122	1'34.545	272,7	14:22'32.892
15	26.391	21.218	25.566	21.102	1'34.277	272,7	14:24'07.169
16	26.552	21.166	25.663	21.096	1'34.477	272,7	14:25'41.646
17	26.672	21.170	25.652	21.136	1'34.630	271,4	14:27'16.276
18	26.482	21.213	25.933	21.374	1'35.002	270,7	14:28'51.278
19	26.636	21.226	25.630	21.260	1'34.752	269,3	14:30'26.030
20	26.577	21.171	25.772	21.120	1'34.640	271,4	14:32'00.670
21	26.646	21.159	25.742	21.241	1'34.788	271,4	14:33'35.458

Race Time 33'08.798

4° 55 A. LOCATELLI [1'34.290]							
Lap	Seg1	Seg2	Seg3	Seg4	Lap Time	km/h	Local Time
1		21.442	25.623	21.213	1'40.575	272,7	14:02'07.235
2	26.473	21.246	25.968	21.103	1'34.790C	273,4	14:03'42.025
3	26.255	21.283	25.593	21.159	1'34.290	274,1	14:05'16.315
4	26.243	21.256	25.703	21.213	1'34.415	272,7	14:06'50.730
5	26.236	21.257	25.672	21.213	1'34.378	272,7	14:08'25.108
6	26.331	21.212	25.702	21.237	1'34.482	270,7	14:09'59.590
7	26.244	21.228	25.757	21.258	1'34.487	270,7	14:11'34.077
8	26.285	21.335	25.846	21.207	1'34.673C	269,3	14:13'08.750
9	26.658	21.351	25.691	21.231	1'34.931	271,4	14:14'43.681
10	27.088	21.304	25.832	21.332	1'35.556	271,4	14:16'19.237
11	26.488	21.281	25.759	21.307	1'34.835	266,7	14:17'54.072
12	26.396	21.249	25.803	21.316	1'34.764	268,0	14:19'28.836
13	26.380	21.260	25.847	21.230	1'34.717	267,3	14:21'03.553
14	26.463	21.317	25.894	21.301	1'34.975	268,0	14:22'38.528
15	26.494	21.289	25.873	21.371	1'35.027	268,7	14:24'13.555
16	26.437	21.305	25.901	21.347	1'34.990	267,3	14:25'48.545
17	26.529	21.243	25.856	21.350	1'34.978	266,0	14:27'23.523
18	26.570	21.207	25.846	21.362	1'34.985C	267,3	14:28'58.508
19	26.553	21.316	25.868	21.361	1'35.098	265,4	14:30'33.606
20	26.514	21.285	25.764	21.349	1'34.912	267,3	14:32'08.518
21	26.771	21.282	25.913	21.529	1'35.495	267,3	14:33'44.013

Race Time 33'17.353

3° 1 A. BAUTISTA [1'34.071]							
Lap	Seg1	Seg2	Seg3	Seg4	Lap Time	km/h	Local Time
1		21.462	25.692	21.188	1'40.173	276,9	14:02'06.833
2	26.545	21.132	25.541	21.107	1'34.325	279,1	14:03'41.158
3	26.399	21.147	25.611	21.121	1'34.278	279,8	14:05'15.436
4	26.220	21.168	25.569	21.114	1'34.071	279,8	14:06'49.507
5	26.359	21.269	25.424	21.165	1'34.217	280,5	14:08'23.724
6	26.405	21.170	25.638	21.172	1'34.385	275,5	14:09'58.109
7	26.400	21.235	25.746	21.165	1'34.546	274,1	14:11'32.655
8	26.733	21.390	25.613	21.174	1'34.910	276,9	14:13'07.565
9	26.489	21.190	25.540	21.205	1'34.424	277,6	14:14'41.989
10	26.508	21.234	25.545	21.221	1'34.508	279,8	14:16'16.497
11	26.412	21.078	25.485	21.173	1'34.148	277,6	14:17'50.645
12	26.487	21.094	25.657	21.145	1'34.383	276,9	14:19'25.028
13	26.381	21.094	25.810	21.365	1'34.650	277,6	14:20'59.678

5° 22 A. LOWES [1'34.262]							
Lap	Seg1	Seg2	Seg3	Seg4	Lap Time	km/h	Local Time
1		21.437	25.617	21.268	1'40.773	274,8	14:02'07.433
2	26.473	21.596	25.673	21.208	1'34.950C	275,5	14:03'42.383
3	26.338	21.205	25.465	21.254	1'34.262	274,8	14:05'16.645
4	26.210	21.299	25.562	21.200	1'34.271	274,8	14:06'50.916
5	26.429	21.211	25.584	21.205	1'34.429	272,7	14:08'25.345
6	26.461	21.255	25.693	21.095	1'34.504	271,4	14:09'59.849
7	26.396	21.228	25.604	21.150	1'34.378	271,4	14:11'34.227
8	26.675	21.343	25.747	21.226	1'34.991	271,4	14:13'09.218
9	26.565	21.331	25.631	21.417	1'34.944	267,3	14:14'44.162
10	26.881	21.342	25.755	21.235	1'35.213	269,3	14:16'19.375
11	26.948	21.201	25.692	21.163	1'35.004	270,7	14:17'54.379
12	26.747	21.189	25.838	21.152	1'34.926	270,7	14:19'29.305
13	26.582	21.193	25.791	21.262	1'34.828C	270,0	14:21'04.133
14	26.649	21.277	25.915	21.150	1'34.991	270,0	14:22'39.124
15	26.656	21.335	25.792	21.181	1'34.964	268,7	14:24'14.088
16	26.613	21.300	25.977	21.242	1'35.132C	269,3	14:25'49.220
17	26.702	21.232	25.734	21.122	1'34.790	268,7	14:27'24.010
18	26.739	21.177	25.875	21.304	1'35.095C	266,0	14:28'59.105
19	26.816	21.192	25.743	21.570	1'35.321	268,0	14:30'34.426
20	26.708	21.216	26.002	21.247	1'35.173	268,7	14:32'09.599
21	26.760	21.125	26.268	21.595	1'35.748	268,7	14:33'45.347

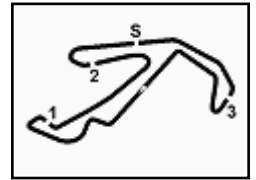
Race Time 33'18.687

6° 87 R. GARDNER [1'34.064]							
Lap	Seg1	Seg2	Seg3	Seg4	Lap Time	km/h	Local Time
1		21.655	25.490	21.225	1'39.637	266,7	14:02'06.297
2	26.035	21.403	25.446	21.199	1'34.083	269,3	14:03'40.380
3	26.145	21.372	25.416	21.131	1'34.064	270,7	14:05'14.444
4	26.264	21.698	25.696	21.175	1'34.833	270,7	14:06'49.277

15/06/2024 P = Pits In/Out - C = Lap Time Cancelled

These data/results cannot be reproduced, stored and/or transmitted in whole or in part by any manner of electronic, mechanical, photocopying, recording, broadcasting or otherwise now known or herein after developed without the previous express consent by the copyright owner, except for reproduction in daily press and regular printed publications on sale to the public within 60 days of the event related to those data/results and always provided that copyright symbol appears together as follows below.

© DORNA WSBK ORGANIZATION Srl 2024



Pirelli Emilia-Romagna Round, 14-16 June 2024
Chronological Analysis Race 1

Misano Circuit Sic 58 4.226 m

Start at 14:00'26.660

2 / 5

5	26.233	21.352	25.511	21.160	1'34.256	270,0	14:08'23.533
6	26.247	21.417	26.315	21.196	1'35.175C	269,3	14:09'58.708
7	26.357	21.354	25.672	21.324	1'34.707	268,7	14:11'33.415
8	26.394	21.411	26.131	21.268	1'35.204C	269,3	14:13'08.619
9	26.426	21.430	25.657	21.282	1'34.795	267,3	14:14'43.414
10	27.076	21.444	25.828	21.376	1'35.724	267,3	14:16'19.138
11	27.043	21.534	25.829	21.373	1'35.779	269,3	14:17'54.917
12	26.620	21.320	25.794	21.285	1'35.019	268,0	14:19'29.936
13	26.513	21.461	25.845	21.343	1'35.162	268,0	14:21'05.098
14	26.626	21.416	25.798	21.383	1'35.223	267,3	14:22'40.321
15	26.572	21.348	25.760	21.423	1'35.103	267,3	14:24'15.424
16	26.601	21.564	25.825	21.404	1'35.394	266,0	14:25'50.818
17	26.659	21.376	25.911	21.562	1'35.508	264,7	14:27'26.326
18	26.494	21.430	25.896	21.418	1'35.238	264,7	14:29'01.564
19	26.777	21.430	25.994	21.363	1'35.564	264,1	14:30'37.128
20	26.690	21.539	25.890	21.391	1'35.510	266,7	14:32'12.638
21	26.732	21.479	26.029	21.620	1'35.860	264,7	14:33'48.498
Race Time 33'21.838							

9° 9 D. PETRUCCI [1'34.735]							
Lap	Seg.1	Seg.2	Seg.3	Seg.4	Lap Time	km/h	Local Time
1		21.868	25.832	21.314	1'42.008	276,2	14:02'08.668
2	26.726	21.777	25.941	21.269	1'35.713	276,2	14:03'44.381
3	26.704	21.300	25.872	21.208	1'35.084	276,2	14:05'19.465
4	26.474	21.376	25.845	21.217	1'34.912	274,1	14:06'54.377
5	26.618	21.304	25.901	21.256	1'35.079	274,1	14:08'29.456
6	26.603	21.268	25.986	21.235	1'35.092	272,0	14:10'04.548
7	26.520	21.257	25.856	21.180	1'34.813	272,0	14:11'39.361
8	26.424	21.214	25.853	21.244	1'34.735	271,4	14:13'14.096
9	26.535	21.299	25.822	21.281	1'34.937	273,4	14:14'49.033
10	26.579	21.357	25.774	21.353	1'35.063	274,1	14:16'24.096
11	26.653	21.261	25.750	21.231	1'34.895	274,1	14:17'58.991
12	26.638	21.305	25.943	21.240	1'35.126	272,0	14:19'34.117
13	26.597	21.353	26.070	21.347	1'35.367	272,0	14:21'09.484
14	26.543	21.251	25.929	21.470	1'35.193	271,4	14:22'44.677
15	26.678	21.267	26.006	21.300	1'35.251	272,0	14:24'19.928
16	26.624	21.348	26.078	21.359	1'35.409	271,4	14:25'55.337
17	26.791	21.358	26.156	21.509	1'35.814	271,4	14:27'31.151
18	26.606	21.279	26.278	21.501	1'35.664	271,4	14:29'06.815
19	26.869	21.425	26.219	21.377	1'35.890	269,3	14:30'42.705
20	26.778	21.344	26.122	21.336	1'35.580	270,7	14:32'18.285
21	26.905	21.258	26.270	21.644	1'36.077	270,7	14:33'54.362
Race Time 33'27.702							

7° 29 A. IANNONE [1'34.212]							
Lap	Seg.1	Seg.2	Seg.3	Seg.4	Lap Time	km/h	Local Time
1		21.541	25.695	21.161	1'40.992	276,9	14:02'07.652
2	26.577	21.437	25.745	21.080	1'34.839C	276,2	14:03'42.491
3	26.453	21.256	25.580	21.056	1'34.345	276,2	14:05'16.836
4	26.313	21.263	25.621	21.015	1'34.212	276,2	14:06'51.048
5	26.486	21.319	25.745	21.094	1'34.644	273,4	14:08'25.692
6	26.518	21.218	25.931	21.057	1'34.724	272,7	14:10'00.416
7	26.413	21.318	25.884	21.012	1'34.627	270,7	14:11'35.043
8	26.620	21.310	25.869	21.068	1'34.867	272,7	14:13'09.910
9	26.854	21.383	25.823	21.190	1'35.250	270,7	14:14'45.160
10	26.734	21.331	25.783	21.225	1'35.073	271,4	14:16'20.233
11	26.772	21.320	25.887	21.237	1'35.216	271,4	14:17'55.449
12	26.707	21.279	26.009	21.253	1'35.248	272,0	14:19'30.697
13	26.695	21.266	25.989	21.174	1'35.124	271,4	14:21'05.821
14	26.531	21.296	26.118	21.275	1'35.220	272,7	14:22'41.041
15	26.724	21.373	25.934	21.385	1'35.416	271,4	14:24'16.457
16	26.818	21.389	26.109	21.300	1'35.616	270,0	14:25'52.073
17	26.996	21.459	26.177	21.336	1'35.968	269,3	14:27'28.041
18	26.867	21.422	26.157	21.309	1'35.755	269,3	14:29'03.796
19	26.820	21.402	25.994	21.251	1'35.467	270,0	14:30'39.263
20	26.813	21.340	25.962	21.257	1'35.372	269,3	14:32'14.635
21	26.986	21.367	26.064	21.261	1'35.678	269,3	14:33'50.313
Race Time 33'23.653							

10° 7 I. LECUONA [1'34.900]							
Lap	Seg.1	Seg.2	Seg.3	Seg.4	Lap Time	km/h	Local Time
1		21.987	25.926	21.369	1'42.729	274,8	14:02'09.389
2	26.665	21.420	25.963	21.515	1'35.563	276,9	14:03'44.952
3	26.526	21.447	25.899	21.377	1'35.249	276,2	14:05'20.201
4	26.666	21.543	25.825	21.317	1'35.351	272,7	14:06'55.552
5	26.378	21.364	25.830	21.328	1'34.900	270,7	14:08'30.452
6	26.361	21.443	26.041	21.286	1'35.131	272,0	14:10'05.583
7	26.449	21.417	26.030	21.251	1'35.147	270,0	14:11'40.730
8	26.554	21.472	25.978	21.223	1'35.227	268,0	14:13'15.957
9	26.513	21.378	25.841	21.313	1'35.045	266,7	14:14'51.002
10	26.542	21.391	25.733	21.430	1'35.096	268,7	14:16'26.098
11	26.447	21.421	25.824	21.361	1'35.053	268,7	14:18'01.151
12	26.520	21.366	26.008	21.320	1'35.214	268,7	14:19'36.365
13	26.532	21.425	25.961	21.355	1'35.273	268,7	14:21'11.638
14	26.547	21.478	25.907	21.300	1'35.232	268,7	14:22'46.870
15	26.533	21.497	25.874	21.470	1'35.374	268,7	14:24'22.244
16	26.683	21.471	25.917	21.455	1'35.526	270,7	14:25'57.770
17	27.011	21.476	26.168	21.483	1'36.138	269,3	14:27'33.908
18	27.044	21.354	26.129	21.455	1'35.982	267,3	14:29'09.890
19	26.674	21.396	26.133	21.424	1'35.627	264,7	14:30'45.517
20	26.776	21.450	26.313	21.471	1'36.010	265,4	14:32'21.527
21	26.920	21.318	26.221	21.731	1'36.190	265,4	14:33'57.717
Race Time 33'31.057							

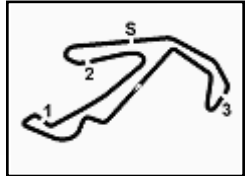
8° 60 M. VAN DER MARK [1'34.542]							
Lap	Seg.1	Seg.2	Seg.3	Seg.4	Lap Time	km/h	Local Time
1		21.788	25.790	21.216	1'42.111	276,9	14:02'08.771
2	26.806	21.278	25.896	21.361	1'35.341	274,1	14:03'44.112
3	26.434	21.305	25.555	21.248	1'34.542	274,8	14:05'18.654
4	26.461	21.318	25.816	21.222	1'34.817	273,4	14:06'53.471
5	26.484	21.278	25.767	21.320	1'34.849	273,4	14:08'28.320
6	26.442	21.201	25.794	21.162	1'34.599	271,4	14:10'02.919
7	26.360	21.269	25.696	21.237	1'34.562	271,4	14:11'37.481
8	26.494	21.274	25.761	21.344	1'34.873	272,7	14:13'12.354
9	26.676	21.503	25.876	21.382	1'35.437	268,7	14:14'47.791
10	26.535	21.297	25.787	21.371	1'34.990	270,0	14:16'22.781
11	26.666	21.221	25.915	21.359	1'35.161	271,4	14:17'57.942
12	26.494	21.284	25.988	21.247	1'35.013	269,3	14:19'32.955
13	26.518	21.227	25.996	21.325	1'35.066	270,7	14:21'08.021
14	26.561	21.315	25.917	21.556	1'35.349	269,3	14:22'43.370
15	26.529	21.300	25.886	21.394	1'35.109	267,3	14:24'18.479
16	26.565	21.429	26.001	21.475	1'35.470	268,0	14:25'53.949
17	26.757	21.268	25.994	21.431	1'35.450	268,0	14:27'29.399
18	26.637	21.304	26.106	21.393	1'35.440	268,7	14:29'04.839
19	26.814	21.378	26.166	21.456	1'35.814	268,0	14:30'40.653

11° 47 A. BASSANI [1'34.665]							
Lap	Seg.1	Seg.2	Seg.3	Seg.4	Lap Time	km/h	Local Time
1		21.611	25.930	21.275	1'41.578	272,7	14:02'08.238
2	26.515	21.448	25.692	21.244	1'34.899	276,9	14:03'43.137
3	26.511	21.332	25.656	21.166	1'34.665	276,2	14:05'17.802
4	26.508	21.402	25.812	21.259	1'34.981	273,4	14:06'52.783
5	26.601	21.241	25.711	21.188	1'34.741	272,7	14:08'27.524
6	26.430	21.194	25.844	21.195	1'34.663C	272,7	14:10'02.187
7	26.539	21.268	25.803	21.120	1'34.730	271,4	14:11'36.917
8	26.644	21.249	25.904	21.330	1'35.127	270,7	14:13'12.044
9	26.721	22.503	25.870	21.387	1'36.481C	268,7	14:14'48.525
10	26.691	21.447	25.790	21.277	1'35.205	268,7	14:16'23.730

15/06/2024 P = Pits In/Out - C = Lap Time Cancelled

These data/results cannot be reproduced, stored and/or transmitted in whole or in part by any manner of electronic, mechanical, photocopying, recording, broadcasting or otherwise now known or herein after developed without the previous express consent by the copyright owner, except for reproduction in daily press and regular printed publications on sale to the public within 60 days of the event related to those data/results and always provided that copyright symbol appears together as follows below.

© DORNA WSBK ORGANIZATION Srl 2024



Misano Circuit Sic 58 4.226 m

Pirelli Emilia-Romagna Round, 14-16 June 2024
Chronological Analysis Race 1

Start at 14:00'26.660

3 / 5

11	26.702	21.242	25.793	21.248	1'34.985C	272,0	14:17'58.715	2	26.751	21.534	25.677	21.324	1'35.286	276,9	14:03'45.689
12	26.735	21.630	26.156	21.444	1'35.965	273,4	14:19'34.680	3	26.768	21.480	25.739	21.345	1'35.332	278,4	14:05'21.021
13	26.770	21.352	25.965	21.298	1'35.385	270,0	14:21'10.065	4	26.762	21.511	25.817	21.304	1'35.394	277,6	14:06'56.415
14	26.662	21.316	26.019	21.492	1'35.489	270,7	14:22'45.554	5	26.703	21.457	25.874	21.520	1'35.554	275,5	14:08'31.969
15	26.742	21.468	26.270	21.500	1'35.980	268,7	14:24'21.534	6	26.888	21.506	25.916	21.282	1'35.592	274,8	14:10'07.561
16	26.989	21.514	26.084	21.445	1'36.032C	267,3	14:25'57.566	7	26.791	21.579	25.900	21.280	1'35.550	272,7	14:11'43.111
17	27.101	21.406	26.234	21.538	1'36.279	266,7	14:27'33.845	8	26.774	21.410	25.990	21.395	1'35.569	272,7	14:13'18.680
18	26.984	21.342	26.480	21.524	1'36.330	266,0	14:29'10.175	9	26.977	21.987	26.339	21.452	1'36.755	272,0	14:14'55.435
19	26.972	21.584	26.235	21.579	1'36.370	268,0	14:30'46.545	10	26.929	21.499	26.004	21.511	1'35.943	272,0	14:16'31.378
20	27.161	21.416	26.382	21.642	1'36.601	267,3	14:32'23.146	11	26.827	21.485	26.135	21.589	1'36.036	272,0	14:18'07.414
21	27.138	21.471	26.393	21.761	1'36.763	266,0	14:33'59.909	12	26.885	21.480	26.119	21.387	1'35.871	273,4	14:19'43.285

Race Time 33'33.249

12° 31 G. GERLOFF (1'35.271)

Lap	Seg1	Seg2	Seg3	Seg4	Lap Time	km/h	Local Time
1		22.412	25.912	21.330	1'42.839	274,1	14:02'09.499
2	26.763	21.494	25.870	21.418	1'35.545	278,4	14:03'45.044
3	26.747	21.520	25.728	21.328	1'35.323	278,4	14:05'20.367
4	26.704	21.484	25.883	21.247	1'35.318	276,9	14:06'55.685
5	26.596	21.469	25.674	21.955	1'35.694	275,5	14:08'31.379
6	26.840	21.523	25.827	21.350	1'35.540	273,4	14:10'06.919
7	26.788	21.440	25.749	21.294	1'35.271	271,4	14:11'42.190
8	26.807	21.403	25.817	21.409	1'35.436	273,4	14:13'17.626
9	26.952	21.413	25.812	21.447	1'35.624	274,1	14:14'53.250
10	26.848	21.485	26.045	21.423	1'35.801	274,1	14:16'29.051
11	26.775	21.432	25.916	21.498	1'35.621	274,1	14:18'04.672
12	26.922	21.376	26.314	22.050	1'36.662	270,0	14:19'41.334
13	26.849	21.407	26.058	21.363	1'35.677	272,0	14:21'17.011
14	26.774	21.469	25.985	21.599	1'35.827	272,7	14:22'52.838
15	26.756	21.484	26.115	21.421	1'35.776	272,7	14:24'28.614
16	26.851	21.426	26.176	21.424	1'35.877	270,7	14:26'04.491
17	26.851	21.435	26.149	21.427	1'35.862	271,4	14:27'40.353
18	26.813	21.492	26.090	21.491	1'35.886	270,7	14:29'16.239
19	26.915	21.396	26.078	21.436	1'35.825	270,7	14:30'52.064
20	26.827	21.477	25.961	21.590	1'35.855	272,0	14:32'27.919
21	26.884	21.416	26.250	21.510	1'36.060	269,3	14:34'03.979

Race Time 33'37.319

13° 51 M. PIRRO (1'35.027)

Lap	Seg1	Seg2	Seg3	Seg4	Lap Time	km/h	Local Time
1		22.052	26.019	21.431	1'44.482	275,5	14:02'11.142
2	26.828	21.761	26.128	21.535	1'36.252	271,4	14:03'47.394
3	26.597	21.446	26.011	21.125	1'35.179	274,8	14:05'22.573
4	26.522	21.419	25.896	21.328	1'35.165	275,5	14:06'57.738
5	26.743	21.531	26.018	21.281	1'35.573	274,8	14:08'33.311
6	26.522	21.355	25.951	21.199	1'35.027	272,0	14:10'08.338
7	26.476	21.406	25.982	21.192	1'35.056	271,4	14:11'43.394
8	26.711	21.398	26.013	21.336	1'35.458	271,4	14:13'18.852
9	27.056	21.622	26.071	21.282	1'36.031	268,7	14:14'54.883
10	26.716	21.411	26.192	21.329	1'35.648	269,3	14:16'30.531
11	26.740	21.400	25.883	21.622	1'35.645	269,3	14:18'06.176
12	26.789	21.347	25.980	21.374	1'35.490	269,3	14:19'41.666
13	26.837	21.413	26.072	21.432	1'35.754	270,7	14:21'17.420
14	26.722	21.476	26.160	21.447	1'35.805	270,7	14:22'53.225
15	26.933	21.497	26.152	21.488	1'36.070	268,7	14:24'29.295
16	26.876	21.434	26.191	21.463	1'35.964	269,3	14:26'05.259
17	26.971	21.472	26.107	21.479	1'36.029	269,3	14:27'41.288
18	26.993	21.487	26.108	21.389	1'35.977	267,3	14:29'17.265
19	26.950	21.389	26.183	21.451	1'35.973	268,0	14:30'53.238
20	27.105	21.643	26.256	21.526	1'36.530	266,7	14:32'29.768
21	27.156	21.460	26.262	21.566	1'36.444	266,7	14:34'06.212

Race Time 33'39.552

14° 21 M. RINALDI (1'35.286)

Lap	Seg1	Seg2	Seg3	Seg4	Lap Time	km/h	Local Time
1		21.954	26.024	21.555	1'43.743	279,1	14:02'10.403

15° 45 S. REDDING (1'35.405)

Lap	Seg1	Seg2	Seg3	Seg4	Lap Time	km/h	Local Time
1		21.942	26.181	21.535	1'44.127	274,8	14:02'10.787
2	26.960	21.595	25.890	21.322	1'35.767	273,4	14:03'46.554
3	26.538	21.478	26.137	21.352	1'35.505	274,8	14:05'22.059
4	26.618	21.483	25.895	21.409	1'35.405	273,4	14:06'57.464
5	26.644	21.699	26.245	21.612	1'36.200	272,0	14:08'33.664
6	26.649	21.518	25.950	21.334	1'35.451	270,7	14:10'09.115
7	26.613	21.526	26.103	21.338	1'35.580	271,4	14:11'44.695
8	26.926	21.470	25.923	22.061	1'36.380	269,3	14:13'21.075
9	26.905	21.529	26.856	21.666	1'36.956	269,3	14:14'58.031
10	26.893	21.907	26.078	21.469	1'36.347	269,3	14:16'34.378
11	26.730	21.458	25.977	21.512	1'35.677	270,0	14:18'10.055
12	26.864	21.444	26.183	21.479	1'35.970	269,3	14:19'46.025
13	26.740	21.454	26.119	21.446	1'35.759	268,7	14:21'21.784
14	26.669	21.412	26.159	21.543	1'35.783	270,0	14:22'57.567
15	26.747	21.577	26.300	21.570	1'36.194	268,0	14:24'33.761
16	26.845	21.596	26.274	21.551	1'36.266	268,7	14:26'10.027
17	26.838	21.459	26.429	21.578	1'36.304	268,7	14:27'46.331
18	26.677	21.420	26.129	21.448	1'35.674	269,3	14:29'22.005
19	26.800	21.428	26.156	21.398	1'35.782	268,7	14:30'57.787
20	26.746	21.428	26.142	21.465	1'35.781	269,3	14:32'33.568
21	26.781	21.370	26.117	21.406	1'35.674	270,0	14:34'09.242

Race Time 33'42.582

16° 97 X. VIERGE (1'35.023)

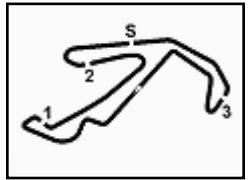
Lap	Seg1	Seg2	Seg3	Seg4	Lap Time	km/h	Local Time
1		22.454	26.259	21.286	2'02.723	269,3	14:02'29.383
2	26.531	21.581	25.853	21.424	1'35.389	269,3	14:04'04.772
3	26.542	21.464	25.833	21.331	1'35.170	268,7	14:05'39.942
4	26.490	21.474	25.769	21.346	1'35.079	270,0	14:07'15.021
5	26.429	21.551	25.740	21.303	1'35.023	269,3	14:08'50.044
6	26.564	21.412	25.868	21.344	1'35.188	267,3	14:10'25.232
7	26.579	21.376	25.825	21.305	1'35.085	266,7	14:12'00.317
8	26.495	21.448	25.916	21.433	1'35.292	268,0	14:13'35.609
9	26.660	21.525	25.960	21.532	1'35.677	268,0	14:15'11.286
10	26.612	21.497	25.795	21.348	1'35.252	268,7	14:16'46.538
11	26.589	21.558	25.859	21.538	1'35.544	269,3	14:18'22.082
12	26.937	21.594	25.992	21.373	1'35.896	266,7	14:19'57.978
13	26.533	21.336	25.876	21.517	1'35.262	269,3	14:21'33.240
14	26.583	21.504	25.977	21.427	1'35.491	268,7	14:23'08.731
15	26.601	21.521	26.123	21.562	1'35.807	270,7	14:24'44.538
16	27.031	21.483	25.938	21.402	1'35.854	266,7	14:26'20.392

15/06/2024 P = Pits In/Out - C = Lap Time Cancelled

These data/results cannot be reproduced, stored and/or transmitted in whole or in part by any manner of electronic, mechanical, photocopying, recording, broadcasting or otherwise now known or herein after developed without the previous express consent by the copyright owner, except for reproduction in daily press and regular printed publications on sale to the public within 60 days of the event related to those data/results and always provided that copyright symbol appears together as follows below.

© DORNA WSBK ORGANIZATION Srl 2024





Pirelli Emilia-Romagna Round, 14-16 June 2024
Chronological Analysis Race 1

Misano Circuit Sic 58 4.226 m

Start at 14:00'26.660

4 / 5

17	26.732	21.493	25.826	21.668	1'35.719	266,7	14:27'56.111	8	26.635	21.390	26.520	21.421	1'35.966	268,7	14:13'16.421
18	26.739	21.470	25.929	21.542	1'35.680	267,3	14:29'31.791	9	26.793	21.415	26.248	21.453	1'35.909	268,0	14:14'52.330
19	26.770	21.447	25.976	21.531	1'35.724	269,3	14:31'07.515	10	26.670	21.435	26.230	21.355	1'35.690	267,3	14:16'28.020
20	26.861	21.477	26.047	21.540	1'35.925	266,0	14:32'43.440	11	26.692	21.451	26.219	21.350	1'35.712	267,3	14:18'03.732
21	26.774	21.616	26.067	21.674	1'36.131	267,3	14:34'19.571	12	26.773	21.404	26.296	21.434	1'35.907	266,7	14:19'39.639

Race Time 33'52.911

17° 5 P. OETTL (1'36.000)							
Lap	Seg1	Seg2	Seg3	Seg4	Lap Time	km/h	Local Time
1		22.299	26.162	21.668	1'44.451	270,0	14:02'11.111
2	27.072	21.767	26.181	21.607	1'36.627	270,7	14:03'47.738
3	26.860	21.768	26.227	21.726	1'36.581	270,7	14:05'24.319
4	26.955	21.683	26.254	21.625	1'36.517	269,3	14:07'00.836
5	26.804	21.602	26.056	21.652	1'36.114	266,0	14:08'36.950
6	26.755	21.601	26.118	21.526	1'36.000	264,1	14:10'12.950
7	26.803	21.633	26.092	21.570	1'36.098	264,7	14:11'49.048
8	26.932	21.593	26.055	21.655	1'36.235	264,1	14:13'25.283
9	26.903	21.682	26.042	21.641	1'36.268	264,7	14:15'01.551
10	26.906	21.631	26.065	21.623	1'36.225	264,1	14:16'37.776
11	26.925	21.599	26.144	21.755	1'36.423	265,4	14:18'14.199
12	26.936	21.689	26.211	21.699	1'36.535	263,4	14:19'50.734
13	26.843	21.710	26.395	21.692	1'36.640	263,4	14:21'27.374
14	26.859	21.702	26.263	21.708	1'36.532	262,1	14:23'03.906
15	26.858	21.746	26.397	21.715	1'36.716	262,1	14:24'40.622
16	26.980	21.759	26.205	21.834	1'36.778	260,9	14:26'17.400
17	27.000	21.704	26.339	21.712	1'36.755	262,1	14:27'54.155
18	27.028	21.668	26.179	21.677	1'36.552	261,5	14:29'30.707
19	27.015	21.584	26.189	21.646	1'36.434	262,1	14:31'07.141
20	27.020	21.865	26.272	21.580	1'36.737	262,1	14:32'43.878
21	27.012	21.655	26.232	21.710	1'36.609	262,8	14:34'20.487

Race Time 33'53.827

18° 28 B. RAY (1'36.261)							
Lap	Seg1	Seg2	Seg3	Seg4	Lap Time	km/h	Local Time
1		22.319	26.391	21.627	1'45.053	267,3	14:02'11.713
2	27.069	22.020	26.357	21.636	1'37.082	267,3	14:03'48.795
3	26.948	21.983	26.203	21.514	1'36.648	268,7	14:05'25.443
4	26.771	21.730	26.389	21.561	1'36.451	267,3	14:07'01.894
5	26.790	21.929	26.289	21.662	1'36.670	266,7	14:08'38.564
6	26.985	21.868	26.141	21.559	1'36.553	266,7	14:10'15.117
7	26.851	21.764	26.124	21.522	1'36.261	265,4	14:11'51.378
8	26.821	21.878	26.169	21.684	1'36.552	264,7	14:13'27.930
9	27.009	21.810	26.139	21.745	1'36.703	265,4	14:15'04.633
10	26.817	21.833	26.217	21.646	1'36.513	265,4	14:16'41.146
11	26.757	21.724	26.213	22.021	1'36.715	264,1	14:18'17.861
12	26.832	21.936	26.294	21.647	1'36.709	264,7	14:19'54.570
13	26.821	21.819	26.298	21.596	1'36.534	264,1	14:21'31.104
14	26.799	21.852	26.314	21.709	1'36.674	263,4	14:23'07.778
15	26.831	21.786	26.417	21.624	1'36.658	263,4	14:24'44.436
16	27.299	21.788	26.312	21.665	1'37.064	264,1	14:26'21.500
17	26.799	21.849	26.561	21.574	1'36.783	262,1	14:27'58.283
18	26.936	21.796	26.381	21.670	1'36.783	262,1	14:29'35.066
19	26.965	21.865	26.368	22.004	1'37.202	262,1	14:31'12.268
20	27.182	21.910	26.696	21.992	1'37.780	262,8	14:32'50.048
21	27.141	22.001	26.718	22.155	1'38.015	260,2	14:34'28.063

Race Time 34'01.403

19° 53 T. RABAT (1'34.904)							
Lap	Seg1	Seg2	Seg3	Seg4	Lap Time	km/h	Local Time
1		22.145	25.936	21.216	1'42.436	276,2	14:02'09.096
2	26.743	21.443	25.999	21.420	1'35.605	276,2	14:03'44.701
3	26.626	21.422	25.943	21.331	1'35.322	275,5	14:05'20.023
4	26.519	21.300	25.869	21.216	1'34.904	273,4	14:06'54.927
5	26.600	21.273	25.899	21.285	1'35.057	272,0	14:08'29.984
6	26.471	21.465	26.047	21.310	1'35.293	270,7	14:10'05.277
7	26.557	21.360	26.102	21.159	1'35.178	269,3	14:11'40.455

15/06/2024 P = Pits In/Out - C = Lap Time Cancelled

These data/results cannot be reproduced, stored and/or transmitted in whole or in part by any manner of electronic, mechanical, photocopying, recording, broadcasting or otherwise now known or herein after developed without the previous express consent by the copyright owner, except for reproduction in daily press and regular printed publications on sale to the public within 60 days of the event related to those data/results and always provided that copyright symbol appears together as follows below.

© DORNA WSBK ORGANIZATION Srl 2024

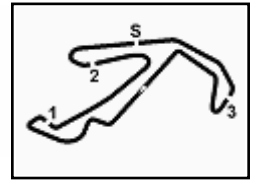
20° 27 A. NORRODIN (1'36.385)							
Lap	Seg1	Seg2	Seg3	Seg4	Lap Time	km/h	Local Time
1		22.286	26.390	21.673	1'45.254	271,4	14:02'11.914
2	27.210	21.930	26.316	21.616	1'37.072	272,7	14:03'48.986
3	27.010	21.928	26.283	21.653	1'36.874	272,0	14:05'25.860
4	26.722	21.807	26.360	21.669	1'36.558	268,0	14:07'02.418
5	26.747	21.748	26.199	21.691	1'36.385	269,3	14:08'38.803
6	27.059	21.788	26.253	21.625	1'36.725	270,0	14:10'15.528
7	26.989	21.746	26.216	21.968	1'36.919	265,4	14:11'52.447
8	26.997	21.794	26.373	21.869	1'37.033	265,4	14:13'29.480
9	27.049	21.941	26.450	21.962	1'37.402	264,7	14:15'06.882
10	27.006	21.895	26.464	21.909	1'37.274	264,1	14:16'44.156
11	27.052	21.943	26.645	21.991	1'37.631	261,5	14:18'21.787
12	27.424	21.918	26.603	21.866	1'37.811	263,4	14:19'59.598
13	27.032	21.885	26.584	22.000	1'37.501	262,1	14:21'37.099
14	27.162	22.133	26.768	21.972	1'38.035	262,8	14:23'15.134
15	27.148	21.991	26.711	22.017	1'37.867	261,5	14:24'53.001
16	27.251	22.076	26.756	21.977	1'38.060	259,6	14:26'31.061
17	27.314	22.102	26.975	22.100	1'38.491	259,0	14:28'09.552
18	27.227	22.150	26.868	22.172	1'38.417	259,6	14:29'47.969
19	27.260	22.006	26.716	22.014	1'37.996	257,8	14:31'25.965
20	27.228	22.037	27.726	22.068	1'39.059	256,5	14:33'05.024
21	27.350	22.125	27.093	22.161	1'38.729	259,0	14:34'43.753

Race Time 34'17.093

RET 14 S. LOWES (1'34.568)							
Lap	Seg1	Seg2	Seg3	Seg4	Lap Time	km/h	Local Time
1		21.513	25.895	21.172	1'41.330	274,1	14:02'07.990
2	26.537	21.404	25.816	21.123	1'34.880	274,1	14:03'42.870
3	26.587	21.340	25.539	21.291	1'34.757	274,1	14:05'17.627
4	26.428	21.263	25.850	21.217	1'34.758C	272,0	14:06'52.385
5	26.556	21.328	25.703	21.127	1'34.714	270,0	14:08'27.099
6	26.450	21.219	25.688	21.211	1'34.568	270,0	14:10'01.667
7	26.498	21.262	25.840	21.333	1'34.933	270,0	14:11'36.600
8	26.430	21.447	25.730	21.243	1'34.850	269,3	14:13'11.450
9	26.554	21.416	25.909	21.255	1'35.134	268,0	14:14'46.584
10	26.598	21.412	25.874	21.431	1'35.315	269,3	14:16'21.899
11	26.520	21.295	25.817	21.367	1'34.999	268,0	14:17'56.898
12	26.647	21.263	25.994	21.243	1'35.147	268,7	14:19'32.045
13	26.585	21.363	25.929	21.319	1'35.196	266,7	14:21'07.241
14	26.550	21.371	25.995	46.208	2'00.124	268,7	14:23'07.365
15	30.758	28.582	27.172	21.842	1'48.354	265,4	14:24'55.719
16	28.181	22.260	28.156			262,1	

Race Time 24'29.059

RET 77 D. AEGERTER (1'35.264)							
Lap	Seg1	Seg2	Seg3	Seg4	Lap Time	km/h	Local Time
1		22.295	25.949	21.447	1'43.070	276,2	14:02'09.730
2	26.743	21.469	25.839	21.476	1'35.527	273,4	14:03'45.257
3	26.770	21.467	25.724	21.394	1'35.355	274,8	14:05'20.612



Start at 14:00'26.660

4	26.707	21.611	25.753	21.363	1'35.434	272,7	14:06'56.046
5	26.579	21.573	25.692	21.462	1'35.306	270,7	14:08'31.352
6	26.728	21.424	25.756	21.356	1'35.264	269,3	14:10'06.616
7	26.721	21.497	25.731	21.371	1'35.320	269,3	14:11'41.936
8	26.606	21.441	25.827	21.411	1'35.285	267,3	14:13'17.221
9	26.750	21.457	25.895	21.474	1'35.576	268,7	14:14'52.797
10	26.774	21.481	25.877	21.401	1'35.533	269,3	14:16'28.330
11	26.616	21.460	26.127			269,3	

Race Time 16'01.670

RET 95 T. MACKENZIE [1'36.246]							
Lap	Seg.1	Seg.2	Seg.3	Seg.4	Lap Time	km/h	Local Time
1		21.948	26.291	21.776	1'43.897	274,8	14:02'10.557
2	27.034	22.012	26.127	21.610	1'36.783	272,7	14:03'47.340
3	27.022	21.969	26.032	21.855	1'36.878	272,0	14:05'24.218
4	26.807	21.798	26.383	21.783	1'36.771	269,3	14:07'00.989
5	26.951	22.519	26.218	21.698	1'37.386	269,3	14:08'38.375
6	26.857	21.817	26.259	21.598	1'36.531	266,7	14:10'14.906
7	26.766	21.693	26.159	21.628	1'36.246	266,0	14:11'51.152
8	27.440	21.854	26.415	34.953	1'50.662CP	269,3	14:13'41.814

Race Time 13'15.154

RET 65 J. REA							
Lap	Seg.1	Seg.2	Seg.3	Seg.4	Lap Time	km/h	Local Time
1		22.221				275,5	

Race Time 9:93'3.0

15/06/2024 P = Pits In/Out - C = Lap Time Cancelled

These data/results cannot be reproduced, stored and/or transmitted in whole or in part by any manner of electronic, mechanical, photocopying, recording, broadcasting or otherwise now known or herein after developed without the previous express consent by the copyright owner, except for reproduction in daily press and regular printed publications on sale to the public within 60 days of the event related to those data/results and always provided that copyright symbol appears together as follows below.

© DORNA WSBK ORGANIZATION Srl 2024