

Misano Circuit Sic 58 4.226 m

Pirelli Emilia-Romagna Round, 14-16 June 2024 Results Race 2

Laps 21 = 88,746 Km - Time of Race 33'06.338 - Avg. 160,842 km/h

1 / 2

Pos	Grid	No. Rider	Nat	Team	Bike	Class	LL	Gap	Rel.	Fastest Lap	Speed	Qualifying	Speed
1	1	54 T. RAZGATLIOGLU	TUR	ROKIT BMW Motorrad WorldSBK Team	BMW M1000 RR		21			1'33.307	273,4	1'32.320	277,6
2	2	11 N. BULEGA	ITA	Aruba.it Racing - Ducati	Ducati Panigale V4R		21	2.980	2.980	1'33.493	272,7	1'32.556	276,9
3	11	1 A. BAUTISTA	ESP	Aruba.it Racing - Ducati	Ducati Panigale V4R		21	6.920	3.940	1'34.338	276,9	1'33.111	282,0
4	3	22 A. LOWES	GBR	Kawasaki Racing Team WorldSBK	Kawasaki ZX-10RR		21	9.951	3.031	1'33.910	269,3	1'33.075	274,8
5	4	55 A. LOCATELLI	ITA	Pata Prometeon Yamaha	Yamaha YZF R1		21	11.974	2.023	1'34.346	269,3	1'33.129	274,1
6	9	9 D. PETRUCCI	ITA	Barni Spark Racing Team	Ducati Panigale V4R	IND	21	15.900	3.926	1'34.625	273,4	1'33.632	276,2
7	6	47 A. BASSANI	ITA	Kawasaki Racing Team WorldSBK	Kawasaki ZX-10RR		21	16.055	0.155	1'34.455	272,0	1'33.608	274,8
8	10	87 R. GARDNER	AUS	GYTR GRT Yamaha WorldSBK Team	Yamaha YZF R1		21	19.125	3.070	1'34.807	270,7	1'32.906	271,4
9	7	7 I. LECUONA	ESP	Team HRC	Honda CBR1000 RR-R		21	22.535	3.410	1'34.854	272,7	1'33.644	273,4
10	8	65 J. REA	GBR	Pata Prometeon Yamaha	Yamaha YZF R1		21	27.237	4.702	1'34.938	268,7	1'33.682	272,7
11	5	29 A. IANNONE	ITA	Team GoEleven	Ducati Panigale V4R	IND	21	27.292	0.055	1'34.989	272,7	1'33.188	276,9
12	20	45 S. REDDING	GBR	Bonovo Action BMW	BMW M1000 RR		21	29.948	2.656	1'35.193	275,5	1'34.104	276,2
13	12	14 S. LOWES	GBR	ELF Marc VDS Racing Team	Ducati Panigale V4R	IND	21	31.044	1.096	1'34.936	270,0	1'33.196	275,5
14	14	53 T. RABAT	ESP	Kawasaki Puccetti Racing	Kawasaki ZX-10RR	IND	21	38.090	7.046	1'35.469	272,7	1'33.544	274,8
15	22	5 P. OETTL	GER	GMT94 Yamaha	Yamaha YZF R1	IND	21	43.840	5.750	1'35.675	265,4	1'35.032	268,0
16	18	21 M. RINALDI	ITA	Team Motocorsa Racing	Ducati Panigale V4R	IND	21	43.852	0.012	1'34.723	272,7	1'33.935	275,5
17	23	28 B. RAY	GBR	Yamaha Motox Racing WorldSBK Team	Yamaha YZF R1	IND	21	44.363	0.511	1'35.853	266,7	1'35.538	267,3
18	15	31 G. GERLOFF	USA	Bonovo Action BMW	BMW M1000 RR		21	45.078	0.715	1'34.954	275,5	1'33.634	277,6
19	21	95 T. MACKENZIE	GBR	PETRONAS MIE Racing Honda	Honda CBR1000 RR-R	IND	21	48.580	3.502	1'35.798	271,4	1'34.733	272,0
-----Not Classified-----													
RET	19	51 M. PIRRO	ITA	Aruba.it Racing - Ducati	Ducati Panigale V4R		20	1 Lap		1'35.310	272,0	1'33.942	275,5
RET	17	97 X. VIERGE	ESP	Team HRC	Honda CBR1000 RR-R		8	13 Laps		1'35.239	272,0	1'33.834	276,2
RET	16	60 M. VAN DER MARK	NED	ROKIT BMW Motorrad WorldSBK Team	BMW M1000 RR		6	15 Laps		1'35.374	274,1	1'33.774	276,9
RET	13	77 D. AEGERTER	SUI	GYTR GRT Yamaha WorldSBK Team	Yamaha YZF R1		5	16 Laps		1'34.474	272,7	1'33.234	272,0
RET	24	27 A. NORRODIN	MAS	PETRONAS MIE Racing Honda	Honda CBR1000 RR-R	IND	1	20 Laps			267,3	1'36.082	270,0

AIR	Humidity:	38%	Temp:	28°C
TRACK	Condition:	Dry	Temp:	45°C

Records	Pole [SP]	2024	T.Razgatioglu	1'32.320	164,792 Km/h
	Race [SPRC]	2024	T.Razgatioglu	1'32.687	164,140 Km/h
	All Times [SP]	2024	T.Razgatioglu	1'32.320	164,792 Km/h
Race Fastest Lap		Lap 6	T.Razgatioglu	1'33.307	163,049 Km/h

LAP LEADERS				
No. Rider	From	To	Laps	Total
11 N. BULEGA	1	7	7	7
54 T. RAZGATLIOGLU	8	21	14	14

TOTAL LEADER LAPS			
No. Rider	Laps		
54 T. RAZGATLIOGLU	55	87 R. GARDNER	5
11 N. BULEGA	49		
1 A. BAUTISTA	36		
24 N. SPINELLI	14		
29 A. IANNONE	10		
22 A. LOWES	9		
14 S. LOWES	5		
55 A. LOCATELLI	5		

16/06/2024 Start 14:00 End 14:38 The results are provisional until the end of the time limit for protests and appeals and the completion of the technical checks.

These data/results cannot be reproduced, stored and/or transmitted in whole or in part by any manner of electronic, mechanical, photocopying, recording, broadcasting or otherwise now known or herein after developed without the previous express consent by the copyright owner, except for reproduction in daily press and regular printed publications on sale to the public within 60 days of the event related to those data/results and always provided that copyright symbol appears together as follows below.

© DORNA WSBK ORGANIZATION Srl 2024

Pirelli Emilia-Romagna Round, 14-16 June 2024
Results Race 2

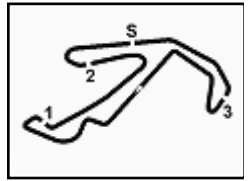
Race Highlights

Time	No. Rider	Description
13.40.00		Sighting Lap Started
13.58.00		Warm Up Lap Started
14.00.26		Start of Session
14.00.56	21 M. RINALDI	#21 Crashed - Turn 4
14.01.14	21 M. RINALDI	#21 Rejoined
14.02.26	27 A. NORRODIN	#27 Crashed - Turn 2
14.02.45	27 A. NORRODIN	#27 Not Actively Competing
14.02.53		No Jump Starts
14.08.30	77 D. AEGERTER	#77 Must immediately leave the track - Technical Problem
14.08.42	77 D. AEGERTER	#77 Technical Problem - Turn 1
14.10.03	60 M. VAN DER MARK	#60 Technical Problem - Rider is slowing down
14.10.07	60 M. VAN DER MARK	#60 Entered Pit Lane
14.10.33	77 D. AEGERTER	#77 Not Actively Competing
14.11.11	60 M. VAN DER MARK	#60 Retired
14.14.06	97 X. VIERGE	#97 Crashed - Turn 8
14.14.06	31 G. GERLOFF	#31 Crashed - Turn 8
14.14.16	31 G. GERLOFF	#31 Rejoined
14.14.58	97 X. VIERGE	#97 Not Actively Competing
14.18.55		Incident in turn 8 will be investigated after the race
14.22.25		2/3 of Race Distance Completed
14.24.52	22 A. LOWES	#22 Track Limits Warning
14.32.31	51 M. PIRRO	#51 Current Lap Cancelled - Exceeded Track Limits - Turn 1
14.32.49	51 M. PIRRO	#51 Crashed - Turn 2
14.33.41	51 M. PIRRO	#51 Not Actively Competing
14.34.03		Podium Confirmed
14.38.38		End of Session

16/06/2024 Start End The results are provisional until the end of the time limit for protests and appeals and the completion of the technical checks.

These data/results cannot be reproduced, stored and/or transmitted in whole or in part by any manner of electronic, mechanical, photocopying, recording, broadcasting or otherwise now known or herein after developed without the previous express consent by the copyright owner, except for reproduction in daily press and regular printed publications on sale to the public within 60 days of the event related to those data/results and always provided that copyright symbol appears together as follows below.

© DORNA WSBK ORGANIZATION Srl 2024



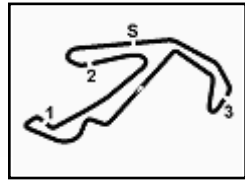
Pirelli Emilia-Romagna Round, 14-16 June 2024
Riders Standings

	Points	Points From First	Points From Previous	February 25 PHILLIP ISLAND	March 24 BARCELONA	April 21 ASSEN	June 16 MISANO	July 14 DONINGTON PARK	July 21 MOST	August 11 PORTIMAO	September 8 MAGNY-COURS	September 22 CREMONA CIRCUIT	September 29 ARAGON	October 13 ESTORIL	October 20 JEREZ						
1	RAZGATLIOGLU Toprak (TUR)	179		11 7	25 16 12	20 25 1	25 25 12														
2	BULEGA Nicolo (ITA)	158	21	25 11 5	20 20 6	5 8 9	20 20 9														
3	BAUTISTA Alvaro (ESP)	155	24	3	1 20 6	16 25 7	16 20 12	16 16													
4	LOWES Alex (GBR)	124	55	31	13 25 12	10 10 5	11 7	11 13 7													
5	LOCATELLI Andrea (ITA)	94	85	30	20 9	11 3 2	4 11 4	13 11 6													
6	IANNONE Andrea (ITA)	83	96	11	16 13 13	9	13	9 5 5													
7	GARDNER Remy (AUS)	72	107	11	4 4	1 9 1	13 16 6	10 8													
8	VAN DER MARK Michael (NED)	66	113	6	9 7 7	13 4	9 7 2	8													
9	PETRUCCI Danilo (ITA)	65	114	1	8 16 9	11 3	7 10 1														
10	AEGERTER Dominique (SUI)	46	133	19	10 6 3	8 7	3 9														
11	BASSANI Axel (ITA)	40	139	6	4 5 6	7	5 9 4														
12	LOWES Sam (GBR)	34	145	6	3 9 2	4	10 3	3													
13	GERLOFF Garrett (USA)	33	146	1	7 8 4	6	4 4														
14	REA Jonathan (GBR)	31	148	2		8 10 5	6 2														
15	SPINELLI Nicholas (ITA)	25	154	6		25															
16	VIERGE Xavi (ESP)	25	154	0	6 3 2	2 2	6 6														
17	RINALDI Michael Ruben (ITA)	23	156	2	2 10 1	5	3 2														
18	REDDING Scott (GBR)	23	156	0	5	5 8	1 4														
19	LECUONA Iker (ESP)	19	160	4		3	6 7 3														
20	MACKENZIE Tarran (GBR)	7	172	12			2 5														
21	OETTL Philipp (GER)	5	174	2	2		2 1														
22	RABAT Tito (ESP)	4	175	1		1	1 2														
23	PIRRO Michele (ITA)	3	176	1			3														
24	RAY Bradley (GBR)	2	177	1	1	1															

16/06/2024 First Line: Race 1 & 2 - Second Line: Tissot Superpole Race

These data/results cannot be reproduced, stored and/or transmitted in whole or in part by any manner of electronic, mechanical, photocopying, recording, broadcasting or otherwise now known or herein after developed without the previous express consent by the copyright owner, except for reproduction in daily press and regular printed publications on sale to the public within 60 days of the event related to those data/results and always provided that copyright symbol appears together as follows below.

© DORNA WSBK ORGANIZATION Srl 2024



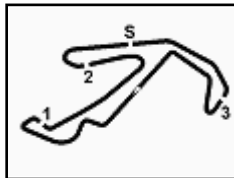
Pirelli Emilia-Romagna Round, 14-16 June 2024 Riders Standings

Points	Points From First	Points From Previous	Independent Riders															
			February 25 PHILIP ISLAND	March 24 BARCELONA	April 21 ASSEN	June 16 MISANO	July 14 DONINGTON PARK	July 21 MOST	August 11 PORTIMAO	September 8 MAGNY-COURS	September 22 CREMONA CIRCUIT	September 29 ARAGON	October 13 ESTORIL	October 20 JEREZ				
1	IANNONE Andrea (ITA)	83	16	13	13	9	5											
				9		5												
2	PETRUCCI Danilo (ITA)	65 18	8	16	9	11	7	10										
				3	3	1												
3	LOWES Sam (GBR)	34 49 31	3	9	4	10	3											
				2		3												
4	SPINELLI Nicholas (ITA)	25 58 9			25													
5	RINALDI Michael Ruben (ITA)	23 60 2	2	10	5	3	2											
				1														
6	MACKENZIE Tarran (GBR)	7 76 16			2	5												
7	OETTL Philipp (GER)	5 78 2	2		2	1												
8	RABAT Tito (ESP)	4 79 1		1	1	2												
9	RAY Bradley (GBR)	2 81 2	1		1													

16/06/2024 First Line: Race 1 & 2 - Second Line: Tissot Superpole Race

These data/results cannot be reproduced, stored and/or transmitted in whole or in part by any manner of electronic, mechanical, photocopying, recording, broadcasting or otherwise now known or herein after developed without the previous express consent by the copyright owner, except for reproduction in daily press and regular printed publications on sale to the public within 60 days of the event related to those data/results and always provided that copyright symbol appears together as follows below.

© DORNA WSBK ORGANIZATION Srl 2024



Misano Circuit Sic 58 4.226 m

Pirelli Emilia-Romagna Round, 14-16 June 2024
Manufacturers Standings

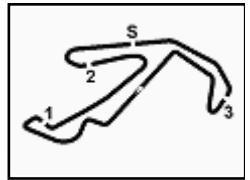
	Points	Points From First	Points From Previous	February 25 PHILLIP ISLAND		March 24 BARCELONA		April 21 ASSEN		June 16 MISANO		July 14 DONINGTON PARK		July 21 MIST		August 11 PORTIMAO		September 8 MAGNY-COURS		September 22 CREMONA CIRCUIT		September 29 ARAGON		October 13 ESTORIL		October 20 JEREZ		
				1	2	1	2	1	2	1	2	1	2	1	2	1	2	1	2	1	2	1	2	1	2	1	2	
1	211			25	20	20	25	25	20	20	20																	
		23		6	8	9	16	12	25	25	9																	
2	188			11	7	25	12	20	2	25	12																	
		86	63	7	12	12	5	11	7	11	7																	
3	125			13	12	10	10	11	1	11	13																	
		89	3	12	12	5	5	7	7	7	7																	
4	122			20	6	11	9	13	16	13	11																	
		169	80	9	3	2	2	6	6	6	6																	
5	42			6	3	3	2	6	6	6	7																	
				3	3	2	2	6	6	6	3																	

16/06/2024 First Line: Race 1 & 2 - Second Line: Tissot Superpole Race

These data/results cannot be reproduced, stored and/or transmitted in whole or in part by any manner of electronic, mechanical, photocopying, recording, broadcasting or otherwise now known or herein after developed without the previous express consent by the copyright owner, except for reproduction in daily press and regular printed publications on sale to the public within 60 days of the event related to those data/results and always provided that copyright symbol appears together as follows below.

© DORNA WSBK ORGANIZATION Srl 2024





Pirelli Emilia-Romagna Round, 14-16 June 2024
Teams Standings

		February 25 PHILIP ISLAND	March 24 BARCELONA	April 21 ASSEN	June 16 MISANO	July 14 DONINGTON PARK	July 21 MOST	August 11 PORTIMAO	September 8 MAGNY-COURS	September 22 CREMONA CIRCUIT	September 29 ARAGON	October 13 ESTORIL	October 20 JEREZ	
1 Aruba.it Racing - Ducati		313												
BULEGA Nicola	158	25 5	11 20	20 6	5 9	8 20	20 9							
BAUTISTA Alvaro	155	1 6	20 20	16 7	25 12	16 12	20 16							
PIRRO Michele						→								
2 ROKiT BMW Motorrad WorldSBK Team		245 [-68]												
RAZGATLIOGLU Toprak	179	11 7	25 12	16 12	20 1	25 12	25 12							
VAN DER MARK Michael	66	9 7	7 13	13 4	9 2	7 8	7 8							
3 Kawasaki Racing Team WorldSBK		164 [-149]												
LOWES Alex	124	13 12	25 12	10 5	10 7	11 7	11 7							
BASSANI Axel	40	4 5	5 6	6 7	7 5	9 4	9 4							
4 Pata Prometeon Yamaha		125 [-188]												
LOCATELLI Andrea	94	20 9	11 3	3 2	4 4	11 13	11 6							
REA Jonathan	31		8	10 5	10 2	6 2	6 2							
5 GYTR GRT Yamaha WorldSBK Team		118 [-195]												
GARDNER Remy	72	4 4	1 1	9 1	13 6	16 10	8 8							
AEGERTER Dominique	46	10 3	6 3	8 7	7 3	9 9								
6 Barni Spark Racing Team		90 [-223]												
PETRUCCI Danilo	65	8 16	9 3	11 3		7 10	10 1							
SPINELLI Nicholas	25			25										
7 Team GoEleven		83 [-230]												
IANNONE Andrea	83	16 13	13 9		13 9	9 5	5 5							
8 Bonovo Action BMW		56 [-257]												
GERLOFF Garrett	33	7 8	4 6		4 4	4 4								
REDDING Scott	23	5	5	8	1	4								
9 Team HRC		44 [-269]												
VIERGE Xavi	25	6 3	2 2	6 6										
LECUONA Iker	19		3		6 3	7 3								
10 ELF Marc VDS Racing Team		34 [-279]												
LOWES Sam	34	3 2	9 4		10 3	3 3								
11 Team Motocorsa Racing		23 [-290]												
RINALDI Michael Ruben	23	2 1	10 5		3 2	2 2								
12 PETRONAS MIE Racing Honda		7 [-306]												

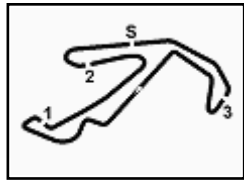
16/06/2024

These data/results cannot be reproduced, stored and/or transmitted in whole or in part by any manner of electronic, mechanical, photocopying, recording, broadcasting or otherwise now known or herein after developed without the previous express consent by the copyright owner, except for reproduction in daily press and regular printed publications on sale to the public within 60 days of the event related to those data/results and always provided that copyright symbol appears together as follows below.

© DORNA WSBK ORGANIZATION Srl 2024

FICR PERUGIA TIMING





		February 25 PHILIP ISLAND	March 24 BARCELONA	April 21 ASSEN	June 16 MISANO	July 14 DONINGTON PARK	July 21 MOST	August 11 PORTIMAO	September 8 MAGNY-COURS	September 22 CREMONA CIRCUIT	September 29 ARAGON	October 13 ESTORIL	October 20 JEREZ		
MACKENZIE Tarran	7			2	5										
13 GMT94 Yamaha					5	(-308)									
DETTL Philipp	5	2		2	1										
14 Kawasaki Puccetti Racing					4	(-309)									
RABAT Tito	4		1	1	2										
15 Yamaha Motoxracing WorldSBK Team					2	(-311)									
RAY Bradley	2	1		1											

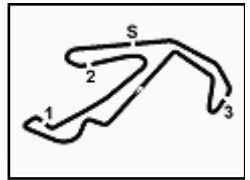
16/06/2024

These data/results cannot be reproduced, stored and/or transmitted in whole or in part by any manner of electronic, mechanical, photocopying, recording, broadcasting or otherwise now known or herein after developed without the previous express consent by the copyright owner, except for reproduction in daily press and regular printed publications on sale to the public within 60 days of the event related to those data/results and always provided that copyright symbol appears together as follows below.

© DORNA WSBK ORGANIZATION Srl 2024

FICR PERUGIA TIMING





Pirelli Emilia-Romagna Round, 14-16 June 2024
Teams Standings

	February 25 PHILIP ISLAND	March 24 BARCELONA	April 21 ASSEN	June 16 MISANO	July 14 DOWINGTON PARK	July 21 MOST	August 11 PORTIMAO	September 8 MAGNY-COURS	September 22 CREMONA CIRCUIT	September 29 ARAGON	October 13 ESTORIL	October 20 JEREZ
--	------------------------------	-----------------------	-------------------	-------------------	---------------------------	-----------------	-----------------------	----------------------------	---------------------------------	------------------------	-----------------------	---------------------

Referent Teams

1 Aruba.it Racing - Ducati													313						
BULEGA Nicolo	158	25 5	11 20	20 6	20 9	5 8	9 20	20 9											
BAUTISTA Alvaro	155	1 6	20 6	16 7	25 7	16 12	20 12	16 16											
PIRRO Michele																			
2 ROKIT BMW Motorrad WorldSBK Team													245		[-68]				
RAZGATLIOGLU Toprak	179	11 7	25 12	16 12	20 1	25 1	25 12												
VAN DER MARK Michael	66	9 7	7 4	13 4	9 2	7 2	8												
3 Kawasaki Racing Team WorldSBK													164		[-149]				
LOWES Alex	124	13 12	25 12	10 5	10 5	11 7	11 7	13 7											
BASSANI Axel	40	4 5	5 6	6	7	5 9	4												
4 Pata Prometeon Yamaha													125		[-188]				
LOCATELLI Andrea	94	20 9	11 2	3 2	4 4	11 4	13 6	11 6											
REA Jonathan	31			8	10 5	6 2													
5 GYTR GRT Yamaha WorldSBK Team													118		[-195]				
GARDNER Remy	72	4 4	1 1	9 1	13 6	16 6	10 8												
AEGERTER Dominique	46	10 3	6 3	8 7	3 9														
6 Bonovo Action BMW													56		[-257]				
GERLDOFF Garrett	33	7 8	4 6		4 4														
REDDING Scott	23	5		5	8	1 4													
7 Team HRC													44		[-269]				
VIERGE Xavi	25	6 3	2 2	2 2	6 6														
LECUONA Iker	19		3		6 3	7 3													

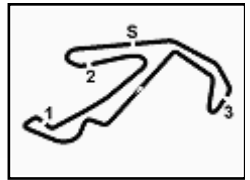
16/06/2024

These data/results cannot be reproduced, stored and/or transmitted in whole or in part by any manner of electronic, mechanical, photocopying, recording, broadcasting or otherwise now known or herein after developed without the previous express consent by the copyright owner, except for reproduction in daily press and regular printed publications on sale to the public within 60 days of the event related to those data/results and always provided that copyright symbol appears together as follows below.

© DORNA WSBK ORGANIZATION Srl 2024

FICR PERUGIA TIMING





	February 25 PHILIP ISLAND	March 24 BARCELONA	April 21 ASSEN	June 16 MISANO	July 14 DONINGTON PARK	July 21 MOST	August 11 PORTIMAO	September 8 MAGNY-COURS	September 22 CREMONA CIRCUIT	September 29 ARAGON	October 13 ESTORIL	October 20 JEREZ
--	------------------------------	-----------------------	-------------------	-------------------	---------------------------	-----------------	-----------------------	----------------------------	---------------------------------	------------------------	-----------------------	---------------------

Independent Teams												
1 Barni Spark Racing Team 90												
PETRUCCI Danilo	65	8 16	9 11 3		7 10 1							
SPINELLI Nicholas	25			25								
2 Team GoEleven 83 [-7]												
IANNONE Andrea	83	16 13	13 9		13 5 5							
3 ELF Marc VDS Racing Team 34 [-56]												
LOWES Sam	34	3 9 2	4		10 3 3							
4 Team Motocorsa Racing 23 [-67]												
RINALDI Michael Ruben	23	2 10 1	5		3 2							
5 PETRONAS MIE Racing Honda 7 [-83]												
MACKENZIE Tarran	7			2 5								
6 GMT94 Yamaha 5 [-85]												
OETTL Philipp	5	2			2 1							
7 Kawasaki Puccetti Racing 4 [-86]												
RABAT Tito	4		1		1 2							
8 Yamaha Motoxracing WorldSBK Team 2 [-88]												
RAY Bradley	2	1		1								

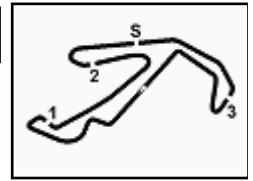
16/06/2024

These data/results cannot be reproduced, stored and/or transmitted in whole or in part by any manner of electronic, mechanical, photocopying, recording, broadcasting or otherwise now known or herein after developed without the previous express consent by the copyright owner, except for reproduction in daily press and regular printed publications on sale to the public within 60 days of the event related to those data/results and always provided that copyright symbol appears together as follows below.

© DORNA WSBK ORGANIZATION Srl 2024

FICR PERUGIA TIMING





Pirelli Emilia-Romagna Round, 14-16 June 2024
Pirelli Best Lap Award

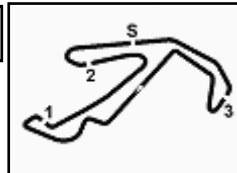
	Points	Points From First	Points From Previous	February 25	March 24	April 21	June 16	July 14	July 21	August 11	September 8	September 22	September 29	October 13	October 20			
				PHILLIP ISLAND	BARCELONA	ASSEN	MISANO	DONINGTON PARK	MOST	PORTIMAO	MAGNY-COURS	CREMONA CIRCUIT	ARAGON	ESTORIL	JEREZ			
1 BULEGA Nicolo (ITA)	4			1 1	1		1											
2 RAZGATLIOGLU Toprak (TUR)	2	2				1	1											
3 GARDNER Remy (AUS)	1	3	1			1												
4 LOWES Sam (GBR)	1	3	0		1													

16/06/2024

First Line: Race 1 & 2 - Second Line: Tissot Superpole Race

These data/results cannot be reproduced, stored and/or transmitted in whole or in part by any manner of electronic, mechanical, photocopying, recording, broadcasting or otherwise now known or herein after developed without the previous express consent by the copyright owner, except for reproduction in daily press and regular printed publications on sale to the public within 60 days of the event related to those data/results and always provided that copyright symbol appears together as follows below.

© DORNA WSBK ORGANIZATION Srl 2024



Pirelli Emilia-Romagna Round, 14-16 June 2024

Best Sectors & Speed Race 2

Misano Circuit Sic 58 4.226 m

RESULTS

1	54	T. RAZGATLIOGLU	BMW M 1000 RR	Laps 21
2	11	N. BULEGA	Ducati Panigale V4R	2.980
3	1	A. BAUTISTA	Ducati Panigale V4R	6.920
4	22	A. LOWES	Kawasaki ZX-10RR	9.951
5	55	A. LOCATELLI	Yamaha YZF R1	11.974
6	9	D. PETRUCCI	Ducati Panigale V4R	15.900
7	47	A. BASSANI	Kawasaki ZX-10RR	16.055
8	87	R. GARDNER	Yamaha YZF R1	19.125
9	7	I. LECUONA	Honda CBR1000 RR-R	22.535
10	65	J. REA	Yamaha YZF R1	27.237
11	29	A. IANNONE	Ducati Panigale V4R	27.292
12	45	S. REDDING	BMW M 1000 RR	29.948
13	14	S. LOWES	Ducati Panigale V4R	31.044
14	53	T. RABAT	Kawasaki ZX-10RR	38.090
15	5	P. OETTL	Yamaha YZF R1	43.840
16	21	M. RINALDI	Ducati Panigale V4R	43.852
17	28	B. RAY	Yamaha YZF R1	44.363
18	31	G. GERLOFF	BMW M 1000 RR	45.078
19	95	T. MACKENZIE	Honda CBR1000 RR-R	48.580
RET	51	M. PIRRO	Ducati Panigale V4R	1 Lap
RET	97	X. VIERGE	Honda CBR1000 RR-R	13 Laps
RET	60	M. VAN DER MARK	BMW M 1000 RR	15 Laps
RET	77	D. AEGERTER	Yamaha YZF R1	16 Laps
RET	27	A. NORRODIN	Honda CBR1000 RR-R	20 Laps

SPEED

1	1	A. BAUTISTA	Ducati Panigale V4R	276,9
2	31	G. GERLOFF	BMW M 1000 RR	275,5
3	45	S. REDDING	BMW M 1000 RR	275,5
4	60	M. VAN DER MARK	BMW M 1000 RR	274,1
5	54	T. RAZGATLIOGLU	BMW M 1000 RR	273,4
6	9	D. PETRUCCI	Ducati Panigale V4R	273,4
7	21	M. RINALDI	Ducati Panigale V4R	272,7
8	29	A. IANNONE	Ducati Panigale V4R	272,7
9	7	I. LECUONA	Honda CBR1000 RR-R	272,7
10	77	D. AEGERTER	Yamaha YZF R1	272,7
11	53	T. RABAT	Kawasaki ZX-10RR	272,7
12	11	N. BULEGA	Ducati Panigale V4R	272,7
13	51	M. PIRRO	Ducati Panigale V4R	272,0
14	47	A. BASSANI	Kawasaki ZX-10RR	272,0
15	97	X. VIERGE	Honda CBR1000 RR-R	272,0
16	95	T. MACKENZIE	Honda CBR1000 RR-R	271,4
17	87	R. GARDNER	Yamaha YZF R1	270,7
18	14	S. LOWES	Ducati Panigale V4R	270,0
19	55	A. LOCATELLI	Yamaha YZF R1	269,3
20	22	A. LOWES	Kawasaki ZX-10RR	269,3
21	65	J. REA	Yamaha YZF R1	268,7
22	27	A. NORRODIN	Honda CBR1000 RR-R	267,3
23	28	B. RAY	Yamaha YZF R1	266,7
24	5	P. OETTL	Yamaha YZF R1	265,4

SEG. 1

1	11	N. BULEGA	26.053
2	54	T. RAZGATLIOGLU	26.066
3	22	A. LOWES	26.227
4	55	A. LOCATELLI	26.257
5	47	A. BASSANI	26.333
6	77	D. AEGERTER	26.335
7	1	A. BAUTISTA	26.338
8	65	J. REA	26.372
9	7	I. LECUONA	26.446
10	9	D. PETRUCCI	26.466
11	31	G. GERLOFF	26.481
12	21	M. RINALDI	26.495
13	87	R. GARDNER	26.505
14	14	S. LOWES	26.543
15	45	S. REDDING	26.561
16	60	M. VAN DER MARK	26.579
17	29	A. IANNONE	26.596
18	28	B. RAY	26.610
19	97	X. VIERGE	26.615
20	53	T. RABAT	26.625
21	51	M. PIRRO	26.651
22	95	T. MACKENZIE	26.659
23	5	P. OETTL	26.727
24	27	A. NORRODIN	34.456

SEG. 2

1	54	T. RAZGATLIOGLU	20.808
2	1	A. BAUTISTA	20.987
3	11	N. BULEGA	21.020
4	22	A. LOWES	21.106
5	47	A. BASSANI	21.110
6	9	D. PETRUCCI	21.127
7	55	A. LOCATELLI	21.166
8	21	M. RINALDI	21.189
9	14	S. LOWES	21.225
10	29	A. IANNONE	21.229
11	7	I. LECUONA	21.234
12	65	J. REA	21.239
13	77	D. AEGERTER	21.255
14	31	G. GERLOFF	21.259
15	87	R. GARDNER	21.262
16	51	M. PIRRO	21.268
17	53	T. RABAT	21.316
18	45	S. REDDING	21.326
19	97	X. VIERGE	21.340
20	60	M. VAN DER MARK	21.360
21	5	P. OETTL	21.409
22	95	T. MACKENZIE	21.512
23	28	B. RAY	21.589
24	27	A. NORRODIN	22.372

SEG. 3

1	54	T. RAZGATLIOGLU	25.276
2	11	N. BULEGA	25.397
3	77	D. AEGERTER	25.538
4	1	A. BAUTISTA	25.561
5	22	A. LOWES	25.628
6	31	G. GERLOFF	25.650
7	87	R. GARDNER	25.679
8	47	A. BASSANI	25.687
9	55	A. LOCATELLI	25.700
10	9	D. PETRUCCI	25.701
11	21	M. RINALDI	25.737
12	29	A. IANNONE	25.742
13	7	I. LECUONA	25.745
14	65	J. REA	25.745
15	97	X. VIERGE	25.835
16	45	S. REDDING	25.841
17	14	S. LOWES	25.849
18	53	T. RABAT	25.880
19	60	M. VAN DER MARK	25.914
20	5	P. OETTL	25.948
21	51	M. PIRRO	25.962
22	28	B. RAY	26.031
23	95	T. MACKENZIE	26.043
24	27	A. NORRODIN	26.415

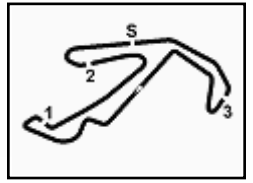
SEG. 4

1	11	N. BULEGA	20.840
2	22	A. LOWES	20.949
3	54	T. RAZGATLIOGLU	21.012
4	9	D. PETRUCCI	21.068
5	47	A. BASSANI	21.072
6	55	A. LOCATELLI	21.101
7	1	A. BAUTISTA	21.107
8	21	M. RINALDI	21.125
9	29	A. IANNONE	21.160
10	87	R. GARDNER	21.162
11	7	I. LECUONA	21.193
12	51	M. PIRRO	21.232
13	31	G. GERLOFF	21.233
14	14	S. LOWES	21.247
15	77	D. AEGERTER	21.256
16	45	S. REDDING	21.260
17	53	T. RABAT	21.260
18	97	X. VIERGE	21.308
19	65	J. REA	21.316
20	60	M. VAN DER MARK	21.359
21	95	T. MACKENZIE	21.414
22	28	B. RAY	21.429
23	5	P. OETTL	21.430
24	27	A. NORRODIN	21.901

16/06/2024

These data/results cannot be reproduced, stored and/or transmitted in whole or in part by any manner of electronic, mechanical, photocopying, recording, broadcasting or otherwise now known or herein after developed without the previous express consent by the copyright owner, except for reproduction in daily press and regular printed publications on sale to the public within 60 days of the event related to those data/results and always provided that copyright symbol appears together as follows below.

© DORNA WSBK ORGANIZATION Srl 2024



Pirelli Emilia-Romagna Round, 14-16 June 2024
Lap Chart Race 2

Lap																					
	1	2	3	4	5	6	7	8	9	10	11	12	13	14	15	16	17	18	19	20	21
1	11	11	11	11	11	11	11	54	54	54	54	54	54	54	54	54	54	54	54	54	54
2	54	54	54	54	54	54	54	11	11	11	11	11	11	11	11	11	11	11	11	11	11
3	22	22	22	22	22	22	22	22	22	22	22	1	1	1	1	1	1	1	1	1	1
4	55	1	1	1	1	1	1	1	1	1	1	22	22	22	22	22	22	22	22	22	22
5	1	55	55	55	55	55	47	47	55	55	55	55	55	55	55	55	55	55	55	55	55
6	29	47	47	47	47	47	55	55	47	47	47	47	47	47	47	9	9	9	9	9	9
7	9	9	9	9	9	9	9	9	9	9	9	9	9	9	9	47	47	47	47	47	47
8	47	7	7	7	7	7	7	7	7	7	7	7	7	7	7	87	87	87	87	87	87
9	7	87	87	87	87	87	87	87	87	87	87	87	87	87	87	7	7	7	7	7	7
10	87	29	29	29	29	29	29	29	29	29	29	65	65	65	65	65	65	65	65	65	65
11	14	65	65	65	65	65	65	65	65	65	65	14	14	29	29	29	29	29	29	29	29
12	31	14	77	77	14	14	14	14	14	14	14	29	29	45	45	45	45	45	45	45	45
13	77	97	14	14	77	97	97	45	45	45	45	45	45	14	14	14	14	14	14	14	14
14	65	77	97	97	97	45	45	97	53	53	53	53	53	53	53	53	53	51	51	51	53
15	97	31	45	45	45	31	31	31	51	51	51	51	51	51	51	51	53	53	53	53	5
16	53	45	31	31	31	53	53	5	5	5	5	5	5	5	5	5	5	5	5	5	21
17	45	53	53	53	53	51	51	51	95	95	95	95	95	95	28	28	28	28	28	28	28
18	60	60	60	60	60	5	5	5	28	28	28	28	28	28	28	95	95	95	21	21	31
19	95	51	51	51	51	95	95	95	21	21	21	21	21	21	21	21	21	21	95	31	95
20	51	95	5	5	5	28	28	28	31	31	31	31	31	31	31	31	31	31	31	95	
21	5	5	95	95	95	60	21	21													
22	28	28	28	28	28	21															
23	27	21	21	21	21																
24	21																				

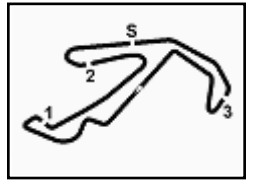
Final Result		
1	54 T. RAZGATLIOGLU	Laps 21
2	11 N. BULEGA	2.980
3	1 A. BAUTISTA	6.920
4	22 A. LOWES	9.951
5	55 A. LOCATELLI	11.974
6	9 D. PETRUCCI	15.900
7	47 A. BASSANI	16.055
8	87 R. GARDNER	19.125
9	7 I. LECUONA	22.535
10	65 J. REA	27.237
11	29 A. IANNONE	27.292
12	45 S. REDDING	29.948
13	14 S. LOWES	31.044
14	53 T. RABAT	38.090
15	5 P. OETTL	43.840
16	21 M. RINALDI	43.852
17	28 B. RAY	44.363
18	31 G. GERLOFF	45.078
19	95 T. MACKENZIE	48.580
RET	51 M. PIRRO	1 Lap
RET	97 X. VIERGE	13 Laps
RET	60 M. VAN DER MARK	15 Laps
RET	77 D. AEGERTER	16 Laps
RET	27 A. NORRODIN	20 Laps

16/06/2024

These data/results cannot be reproduced, stored and/or transmitted in whole or in part by any manner of electronic, mechanical, photocopying, recording, broadcasting or otherwise now known or herein after developed without the previous express consent by the copyright owner, except for reproduction in daily press and regular printed publications on sale to the public within 60 days of the event related to those data/results and always provided that copyright symbol appears together as follows below.

© DORNA WSBK ORGANIZATION Srl 2024





Lap 1		
1	11 N.Bulega	1'38.625
2	54 T.Razgatlioglu	1.358
3	22 A.Lowes	1.539
4	55 A.Locatelli	1.915
5	1 A.Bautista	2.057
6	29 A.Iannone	2.459
7	9 D.Petrucci	2.584
8	47 A.Bassani	2.776
9	7 I.Lecuona	2.960
10	87 R.Gardner	3.188
11	14 S.Lowes	3.542
12	31 G.Gerloff	3.976
13	77 D.Aegerter	4.012
14	65 J.Rea	4.187
15	97 X.Vierge	4.358
16	53 T.Rabat	4.616
17	45 S.Redding	4.680
18	60 M.van der Mark	4.812
19	95 T.Mackenzie	5.475
20	51 M.Pirro	5.478
21	5 P.Dettl	5.783
22	28 B.Ray	6.132
23	21 A.Norrodin	6.519
24	21 M.Rinaldi	29.195

Lap 2		
1	11 N.Bulega	3'12.118
2	54 T.Razgatlioglu	1.434
3	22 A.Lowes	1.956
4	1 A.Bautista	3.058
5	55 A.Locatelli	3.208
6	47 A.Bassani	3.994
7	9 D.Petrucci	4.222
8	7 I.Lecuona	4.504
9	87 R.Gardner	4.771
10	29 A.Iannone	5.228
11	65 J.Rea	6.364
12	14 S.Lowes	6.633
13	97 X.Vierge	6.973
14	77 D.Aegerter	7.026
15	31 G.Gerloff	7.171
16	45 S.Redding	7.313
17	53 T.Rabat	7.475
18	60 M.van der Mark	7.632
19	51 M.Pirro	7.808
20	95 T.Mackenzie	8.716
21	5 P.Dettl	8.801
22	28 B.Ray	9.086
23	21 M.Rinaldi	30.699

Lap 3		
1	11 N.Bulega	4'45.674
2	54 T.Razgatlioglu	1.524
3	22 A.Lowes	2.897
4	1 A.Bautista	4.145
5	55 A.Locatelli	4.621
6	47 A.Bassani	5.019
7	9 D.Petrucci	5.374
8	7 I.Lecuona	5.840
9	87 R.Gardner	6.064
10	29 A.Iannone	7.082
11	65 J.Rea	7.746
12	77 D.Aegerter	8.494
13	14 S.Lowes	8.611
14	97 X.Vierge	8.951
15	45 S.Redding	9.111
16	31 G.Gerloff	9.218
17	53 T.Rabat	9.475
18	60 M.van der Mark	9.965
19	51 M.Pirro	10.317
20	5 P.Dettl	11.386
21	95 T.Mackenzie	11.709

22	28 B.Ray	12.029
23	21 M.Rinaldi	32.250

Lap 4		
1	11 N.Bulega	6'19.209
2	54 T.Razgatlioglu	1.381
3	22 A.Lowes	3.746
4	1 A.Bautista	5.009
5	55 A.Locatelli	5.503
6	47 A.Bassani	5.979
7	9 D.Petrucci	6.464
8	7 I.Lecuona	7.282
9	87 R.Gardner	7.455
10	29 A.Iannone	8.652
11	65 J.Rea	9.282
12	77 D.Aegerter	9.433
13	14 S.Lowes	10.338
14	97 X.Vierge	10.788
15	45 S.Redding	10.845
16	31 G.Gerloff	11.343
17	53 T.Rabat	11.499
18	60 M.van der Mark	11.804
19	51 M.Pirro	12.302
20	5 P.Dettl	13.869
21	95 T.Mackenzie	14.259
22	28 B.Ray	14.509
23	21 M.Rinaldi	33.589

Lap 5		
1	11 N.Bulega	7'52.893
2	54 T.Razgatlioglu	1.201
3	22 A.Lowes	4.865
4	1 A.Bautista	5.687
5	55 A.Locatelli	6.165
6	47 A.Bassani	6.750
7	9 D.Petrucci	7.594
8	7 I.Lecuona	8.471
9	87 R.Gardner	8.917
10	29 A.Iannone	10.083
11	65 J.Rea	11.061
12	14 S.Lowes	11.590
13	77 D.Aegerter	11.902
14	97 X.Vierge	12.343
15	45 S.Redding	12.596
16	31 G.Gerloff	13.274
17	53 T.Rabat	13.432
18	60 M.van der Mark	13.639
19	51 M.Pirro	14.459
20	5 P.Dettl	15.860
21	95 T.Mackenzie	16.661
22	28 B.Ray	16.834
23	21 M.Rinaldi	35.065

Lap 6		
1	11 N.Bulega	9'26.704
2	54 T.Razgatlioglu	0.697
3	22 A.Lowes	5.543
4	1 A.Bautista	6.705
5	55 A.Locatelli	7.016
6	47 A.Bassani	7.640
7	9 D.Petrucci	8.696
8	7 I.Lecuona	9.535
9	87 R.Gardner	10.433
10	29 A.Iannone	11.261
11	65 J.Rea	12.511
12	14 S.Lowes	13.026
13	97 X.Vierge	14.092
14	45 S.Redding	14.383
15	31 G.Gerloff	14.787
16	53 T.Rabat	15.307
17	51 M.Pirro	16.249
18	5 P.Dettl	17.982
19	95 T.Mackenzie	18.893

20	28 B.Ray	19.171
21	60 M.van der Mark	33.653
22	21 M.Rinaldi	36.149

Lap 7		
1	11 N.Bulega	11'00.880
2	54 T.Razgatlioglu	0.259
3	22 A.Lowes	5.919
4	1 A.Bautista	7.130
5	47 A.Bassani	8.240
6	55 A.Locatelli	8.498
7	9 D.Petrucci	9.290
8	7 I.Lecuona	10.476
9	87 R.Gardner	11.295
10	29 A.Iannone	12.142
11	65 J.Rea	13.788
12	14 S.Lowes	14.207
13	97 X.Vierge	15.348
14	45 S.Redding	15.485
15	31 G.Gerloff	15.760
16	53 T.Rabat	17.003
17	51 M.Pirro	17.878
18	5 P.Dettl	19.865
19	95 T.Mackenzie	20.669
20	28 B.Ray	20.887
21	21 M.Rinaldi	37.034

Lap 8		
1	54 T.Razgatlioglu	12'34.990
2	11 N.Bulega	0.259
3	22 A.Lowes	6.503
4	1 A.Bautista	7.403
5	47 A.Bassani	8.937
6	55 A.Locatelli	9.032
7	9 D.Petrucci	10.180
8	7 I.Lecuona	11.280
9	87 R.Gardner	12.181
10	29 A.Iannone	13.594
11	65 J.Rea	15.230
12	14 S.Lowes	15.338
13	45 S.Redding	16.846
14	97 X.Vierge	17.123
15	31 G.Gerloff	17.301
16	53 T.Rabat	18.362
17	51 M.Pirro	19.386
18	5 P.Dettl	21.806
19	95 T.Mackenzie	22.357
20	28 B.Ray	22.630
21	21 M.Rinaldi	37.730

Lap 9		
1	54 T.Razgatlioglu	14'08.543
2	11 N.Bulega	0.746
3	22 A.Lowes	7.475
4	1 A.Bautista	8.188
5	55 A.Locatelli	10.115
6	47 A.Bassani	10.337
7	9 D.Petrucci	11.261
8	7 I.Lecuona	12.581
9	87 R.Gardner	13.435
10	29 A.Iannone	15.944
11	65 J.Rea	16.897
12	14 S.Lowes	17.114
13	45 S.Redding	18.486
14	53 T.Rabat	20.859
15	51 M.Pirro	21.991
16	5 P.Dettl	25.027
17	95 T.Mackenzie	25.228
18	28 B.Ray	25.533
19	21 M.Rinaldi	40.100
20	31 G.Gerloff	40.660

Lap 10		
1	54 T.Razgatlioglu	15'42.524
2	11 N.Bulega	1.415
3	22 A.Lowes	8.160
4	1 A.Bautista	8.752
5	55 A.Locatelli	10.578
6	47 A.Bassani	11.038
7	9 D.Petrucci	12.017
8	7 I.Lecuona	13.633
9	87 R.Gardner	14.481
10	29 A.Iannone	17.445
11	65 J.Rea	18.260
12	14 S.Lowes	18.620
13	45 S.Redding	21.347
14	53 T.Rabat	22.903
15	51 M.Pirro	23.650
16	5 P.Dettl	27.516
17	95 T.Mackenzie	27.688
18	28 B.Ray	27.929
19	21 M.Rinaldi	41.058
20	31 G.Gerloff	41.835

Lap 11		
1	54 T.Razgatlioglu	17'16.596
2	11 N.Bulega	2.140
3	22 A.Lowes	8.871
4	1 A.Bautista	9.038
5	55 A.Locatelli	11.150
6	47 A.Bassani	12.165
7	9 D.Petrucci	12.767
8	7 I.Lecuona	14.523
9	87 R.Gardner	15.395
10	29 A.Iannone	19.064
11	65 J.Rea	19.751
12	14 S.Lowes	20.101
13	45 S.Redding	22.933
14	53 T.Rabat	24.555
15	51 M.Pirro	25.170
16	5 P.Dettl	29.624
17	95 T.Mackenzie	29.828
18	28 B.Ray	30.202
19	21 M.Rinaldi	42.018
20	31 G.Gerloff	42.725

Lap 12		
1	54 T.Razgatlioglu	18'50.789
2	11 N.Bulega	2.901
3	1 A.Bautista	9.746
4	22 A.Lowes	10.025
5	55 A.Locatelli	11.735
6	47 A.Bassani	12.856
7	9 D.Petrucci	13.621
8	7 I.Lecuona	15.348
9	87 R.Gardner	16.079
10	65 J.Rea	21.203
11	14 S.Lowes	21.782
12	29 A.Iannone	22.245
13	45 S.Redding	24.468
14	53 T.Rabat	25.847
15	51 M.Pirro	26.491
16	5 P.Dettl	31.589
17	95 T.Mackenzie	31.925
18	28 B.Ray	32.161
19	21 M.Rinaldi	42.548
20	31 G.Gerloff	43.605

Lap 13		
1	54 T.Razgatlioglu	20'25.298
2	11 N.Bulega	3.104
3	1 A.Bautista	10.211
4	22 A.Lowes	10.589
5	55 A.Locatelli	12.054

16/06/2024

These data/results cannot be reproduced, stored and/or transmitted in whole or in part by any manner of electronic, mechanical, photocopying, recording, broadcasting or otherwise now known or herein after developed without the previous express consent by the copyright owner, except for reproduction in daily press and regular printed publications on sale to the public within 60 days of the event related to those data/results and always provided that copyright symbol appears together as follows below.

© DORNA WSBK ORGANIZATION Srl 2024

Pirelli Emilia-Romagna Round, 14-16 June 2024

Lap Chart Race 2

Misano Circuit Sic 58 4.226 m

3 / 4

6	47	A.Bassani	13.370
7	9	D.Petrucci	13.952
8	7	I.Lecuona	16.259
9	87	R.Gardner	16.811
10	65	J.Rea	22.527
11	14	S.Lowes	22.927
12	29	A.Iannone	23.630
13	45	S.Redding	25.592
14	53	T.Rabat	27.195
15	51	M.Pirro	27.453
16	5	P.Dettl	33.331
17	95	T.Mackenzie	33.526
18	28	B.Ray	33.784
19	21	M.Rinaldi	43.307
20	31	G.Gerloff	44.084

13	14	S.Lowes	29.462
14	53	T.Rabat	30.576
15	51	M.Pirro	30.748
16	5	P.Dettl	38.702
17	28	B.Ray	39.527
18	95	T.Mackenzie	40.402
19	21	M.Rinaldi	44.513
20	31	G.Gerloff	46.231

20	31	G.Gerloff	46.694
----	-----------	-----------	--------

Lap 20

1	54	T.Razgatioglu	31'28.489
2	11	N.Bulega	5.051
3	1	A.Bautista	10.010
4	22	A.Lowes	11.883
5	55	A.Locatelli	14.467
6	9	D.Petrucci	18.335
7	47	A.Bassani	18.711
8	87	R.Gardner	21.105
9	7	I.Lecuona	23.749
10	65	J.Rea	29.314
11	29	A.Iannone	29.717
12	45	S.Redding	32.153
13	14	S.Lowes	33.008
14	51	M.Pirro	33.481
15	53	T.Rabat	34.606
16	5	P.Dettl	45.138
17	28	B.Ray	45.466
18	21	M.Rinaldi	45.938
19	31	G.Gerloff	47.677
20	95	T.Mackenzie	49.058

Lap 21

1	54	T.Razgatioglu	33'06.338
2	11	N.Bulega	2.980
3	1	A.Bautista	6.920
4	22	A.Lowes	9.951
5	55	A.Locatelli	11.974
6	9	D.Petrucci	15.900
7	47	A.Bassani	16.055
8	87	R.Gardner	19.125
9	7	I.Lecuona	22.535
10	65	J.Rea	27.237
11	29	A.Iannone	27.292
12	45	S.Redding	29.948
13	14	S.Lowes	31.044
14	53	T.Rabat	38.090
15	5	P.Dettl	43.840
16	21	M.Rinaldi	43.852
17	28	B.Ray	44.363
18	31	G.Gerloff	45.078
19	95	T.Mackenzie	48.580

Lap 14

1	54	T.Razgatioglu	21'59.835
2	11	N.Bulega	3.108
3	1	A.Bautista	10.462
4	22	A.Lowes	11.018
5	55	A.Locatelli	12.265
6	47	A.Bassani	14.197
7	9	D.Petrucci	14.475
8	7	I.Lecuona	17.002
9	87	R.Gardner	17.500
10	65	J.Rea	23.543
11	29	A.Iannone	24.849
12	45	S.Redding	26.651
13	14	S.Lowes	26.967
14	53	T.Rabat	28.399
15	51	M.Pirro	28.703
16	5	P.Dettl	35.000
17	95	T.Mackenzie	35.342
18	28	B.Ray	35.634
19	21	M.Rinaldi	43.743
20	31	G.Gerloff	44.786

Lap 17

1	54	T.Razgatioglu	26'43.667
2	11	N.Bulega	4.371
3	1	A.Bautista	10.573
4	22	A.Lowes	11.149
5	55	A.Locatelli	13.492
6	9	D.Petrucci	16.661
7	47	A.Bassani	16.946
8	87	R.Gardner	19.617
9	7	I.Lecuona	20.363
10	65	J.Rea	26.879
11	29	A.Iannone	28.096
12	45	S.Redding	29.909
13	14	S.Lowes	30.457
14	53	T.Rabat	31.538
15	51	M.Pirro	31.662
16	5	P.Dettl	40.336
17	28	B.Ray	41.039
18	95	T.Mackenzie	42.129
19	21	M.Rinaldi	44.791
20	31	G.Gerloff	46.457

Lap 18

1	54	T.Razgatioglu	28'18.570
2	11	N.Bulega	4.577
3	1	A.Bautista	10.472
4	22	A.Lowes	11.249
5	55	A.Locatelli	14.099
6	9	D.Petrucci	17.156
7	47	A.Bassani	17.708
8	87	R.Gardner	20.203
9	7	I.Lecuona	21.271
10	65	J.Rea	27.954
11	29	A.Iannone	28.673
12	45	S.Redding	30.672
13	14	S.Lowes	31.469
14	51	M.Pirro	32.613
15	53	T.Rabat	33.234
16	5	P.Dettl	42.050
17	28	B.Ray	42.358
18	95	T.Mackenzie	44.054
19	21	M.Rinaldi	45.026
20	31	G.Gerloff	46.592

Lap 19

1	54	T.Razgatioglu	29'53.516
2	11	N.Bulega	4.898
3	1	A.Bautista	10.175
4	22	A.Lowes	11.536
5	55	A.Locatelli	14.120
6	9	D.Petrucci	17.801
7	47	A.Bassani	18.347
8	87	R.Gardner	20.628
9	7	I.Lecuona	22.165
10	65	J.Rea	28.716
11	29	A.Iannone	28.978
12	45	S.Redding	31.382
13	14	S.Lowes	32.280
14	51	M.Pirro	32.977
15	53	T.Rabat	34.005
16	5	P.Dettl	43.455
17	28	B.Ray	43.819
18	21	M.Rinaldi	45.647
19	95	T.Mackenzie	46.515

Lap 15

1	54	T.Razgatioglu	23'34.257
2	11	N.Bulega	3.898
3	1	A.Bautista	10.685
4	22	A.Lowes	11.232
5	55	A.Locatelli	12.567
6	47	A.Bassani	14.968
7	9	D.Petrucci	15.273
8	7	I.Lecuona	17.983
9	87	R.Gardner	18.454
10	65	J.Rea	24.599
11	29	A.Iannone	26.129
12	45	S.Redding	27.929
13	14	S.Lowes	28.359
14	53	T.Rabat	29.525
15	51	M.Pirro	29.818
16	5	P.Dettl	36.956
17	95	T.Mackenzie	37.372
18	28	B.Ray	37.764
19	21	M.Rinaldi	44.337
20	31	G.Gerloff	45.804

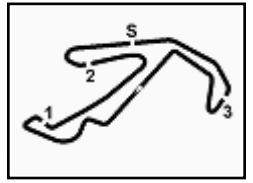
Lap 16

1	54	T.Razgatioglu	25'08.939
2	11	N.Bulega	4.248
3	1	A.Bautista	10.547
4	22	A.Lowes	11.240
5	55	A.Locatelli	12.902
6	47	A.Bassani	15.748
7	9	D.Petrucci	15.907
8	7	I.Lecuona	18.741
9	87	R.Gardner	18.996
10	65	J.Rea	25.789
11	29	A.Iannone	27.321
12	45	S.Redding	28.912

16/06/2024

These data/results cannot be reproduced, stored and/or transmitted in whole or in part by any manner of electronic, mechanical, photocopying, recording, broadcasting or otherwise now known or herein after developed without the previous express consent by the copyright owner, except for reproduction in daily press and regular printed publications on sale to the public within 60 days of the event related to those data/results and always provided that copyright symbol appears together as follows below.

© DORNA WSBK ORGANIZATION Srl 2024



Race Pace Comparison

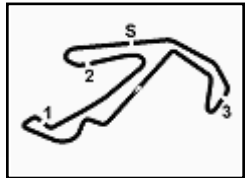
	54 Raz	11 Bul	1 Bau	22 ALo	55 Loc	9 Pet	47 Bas	87 Gar	7 Lec	65 Rea	29 Ian	45 Red	14 SLo	53 Rab
1	1'39.983	1'38.625	1'40.682	1'40.164	1'40.540	1'41.209	1'41.401	1'41.813	1'41.585	1'42.812	1'41.084	1'43.305	1'42.167	1'43.241
2	1'33.569	1'33.493	1'34.494	1'33.910	1'34.786	1'35.131	1'34.711	1'35.076	1'35.037	1'35.670	1'36.262	1'36.126	1'36.584	1'36.352
3	1'33.646	1'33.556	1'34.643	1'34.497	1'34.969	1'34.708	1'34.581	1'34.849	1'34.892	1'34.938	1'35.410	1'35.354	1'35.534	1'35.556
4	1'33.392	1'33.535	1'34.399	1'34.384	1'34.417	1'34.625	1'34.495	1'34.926	1'34.977	1'35.071	1'35.105	1'35.269	1'35.262	1'35.559
5	1'33.504	1'33.684	1'34.362	1'34.803	1'34.346	1'34.814	1'34.455	1'35.146	1'34.873	1'35.463	1'35.115	1'35.435	1'34.936	1'35.617
6	1'33.307	1'33.811	1'34.829	1'34.489	1'34.662	1'34.913	1'34.701	1'35.327	1'34.875	1'35.261	1'34.989	1'35.598	1'35.247	1'35.686
7	1'33.738	1'34.176	1'34.601	1'34.552	1'35.658	1'34.770	1'34.776	1'35.038	1'35.117	1'35.453	1'35.057	1'35.278	1'35.357	1'35.872
8	1'33.851	1'34.369	1'34.383	1'34.694	1'34.644	1'35.000	1'34.807	1'34.996	1'34.914	1'35.552	1'35.562	1'35.471	1'35.241	1'35.469
9	1'33.553	1'34.040	1'34.338	1'34.525	1'34.636	1'34.634	1'34.953	1'34.807	1'34.854	1'35.220	1'35.903	1'35.193	1'35.329	1'36.050
10	1'33.981	1'34.650	1'34.545	1'34.666	1'34.444	1'34.737	1'34.682	1'35.027	1'35.033	1'35.344	1'35.482	1'36.842	1'35.487	1'36.025
11	1'34.072	1'34.797	1'34.358	1'34.783	1'34.644	1'34.822	1'35.199	1'34.986	1'34.962	1'35.563	1'35.691	1'35.658	1'35.553	1'35.724
12	1'34.193	1'34.954	1'34.901	1'35.347	1'34.778	1'35.047	1'34.884	1'34.877	1'35.018	1'35.645	1'37.374	1'35.728	1'35.874	1'35.485
13	1'34.509	1'34.712	1'34.974	1'35.073	1'34.828	1'34.840	1'35.023	1'35.241	1'35.420	1'35.833	1'35.894	1'35.633	1'35.654	1'35.857
14	1'34.537	1'34.541	1'34.788	1'34.966	1'34.748	1'35.060	1'35.364	1'35.226	1'35.280	1'35.553	1'35.756	1'35.596	1'38.577	1'35.741
15	1'34.422	1'35.212	1'34.645	1'34.636	1'34.724	1'35.220	1'35.193	1'35.376	1'35.403	1'35.478	1'35.702	1'35.700	1'35.814	1'35.548
16	1'34.682	1'35.032	1'34.544	1'34.690	1'35.017	1'35.316	1'35.462	1'35.224	1'35.440	1'35.872	1'35.874	1'35.665	1'35.785	1'35.733
17	1'34.728	1'34.851	1'34.754	1'34.637	1'35.318	1'35.482	1'35.926	1'35.349	1'36.350	1'35.818	1'35.503	1'35.725	1'35.723	1'35.690
18	1'34.903	1'35.109	1'34.802	1'35.003	1'35.510	1'35.398	1'35.665	1'35.489	1'35.811	1'35.978	1'35.480	1'35.666	1'35.915	1'36.599
19	1'34.946	1'35.267	1'34.649	1'35.233	1'34.967	1'35.591	1'35.585	1'35.371	1'35.840	1'35.708	1'35.251	1'35.656	1'35.757	1'35.717
20	1'34.973	1'35.126	1'34.808	1'35.320	1'35.320	1'35.507	1'35.337	1'35.450	1'36.557	1'35.571	1'35.712	1'35.744	1'35.701	1'35.574
21	1'37.849	1'35.778	1'34.759	1'35.917	1'35.356	1'35.414	1'35.193	1'35.869	1'36.635	1'35.772	1'35.424	1'35.644	1'35.885	1'41.333

	5 Det	21 Rin	28 Ray	31 Ger	95 Mac	51 Pir	97 Vie	60 vdM	77 Aeg	27 Nor
1	1'44.408	2'07.820	1'44.757	1'42.601	1'44.100	1'44.103	1'42.983	1'43.437	1'42.637	1'45.144
2	1'36.511	1'34.997	1'36.447	1'36.688	1'36.734	1'35.823	1'36.108	1'36.313	1'36.507	
3	1'36.141	1'35.107	1'36.499	1'35.603	1'36.549	1'36.065	1'35.534	1'35.889	1'35.024	
4	1'36.018	1'34.874	1'36.015	1'35.660	1'36.085	1'35.520	1'35.372	1'35.374	1'34.474	
5	1'35.675	1'35.160	1'36.009	1'35.615	1'36.086	1'35.841	1'35.239	1'35.519	1'36.153	
6	1'35.933	1'34.895	1'36.148	1'35.324	1'36.043	1'35.601	1'35.560	1'53.825		
7	1'36.059	1'35.061	1'35.892	1'35.149	1'35.952	1'35.805	1'35.432			
8	1'36.051	1'34.806	1'35.853	1'35.651	1'35.798	1'35.618	1'35.885			
9	1'36.774	1'35.923	1'36.456	1'56.912	1'36.424	1'36.158				
10	1'36.470	1'34.939	1'36.377	1'35.156	1'36.441	1'35.640				
11	1'36.180	1'35.032	1'36.345	1'34.962	1'36.212	1'35.592				
12	1'36.158	1'34.723	1'36.152	1'35.073	1'36.290	1'35.514				
13	1'36.251	1'35.268	1'36.132	1'34.988	1'36.110	1'35.471				
14	1'36.266	1'34.973	1'36.387	1'35.239	1'36.353	1'35.787				
15	1'36.318	1'35.016	1'36.552	1'35.440	1'36.452	1'35.537				
16	1'36.428	1'34.858	1'36.445	1'35.109	1'37.712	1'35.612				
17	1'36.362	1'35.006	1'36.240	1'34.954	1'36.455	1'35.642				
18	1'36.617	1'35.138	1'36.222	1'35.038	1'36.828	1'35.854				
19	1'36.351	1'35.567	1'36.407	1'35.048	1'37.407	1'35.310				
20	1'36.656	1'35.264	1'36.620	1'35.956	1'37.516	1'35.477				
21	1'36.551	1'35.763	1'36.746	1'35.250	1'37.371					

16/06/2024

These data/results cannot be reproduced, stored and/or transmitted in whole or in part by any manner of electronic, mechanical, photocopying, recording, broadcasting or otherwise now known or herein after developed without the previous express consent by the copyright owner, except for reproduction in daily press and regular printed publications on sale to the public within 60 days of the event related to those data/results and always provided that copyright symbol appears together as follows below.

© DORNA WSBK ORGANIZATION Srl 2024



Pirelli Emilia-Romagna Round, 14-16 June 2024
Chronological Analysis Race 2

Misano Circuit Sic 58 4.226 m

Start at 14:00'19.598

1 / 5

1° 54 T. RAZGATLIOGLU [1'33.307]							
Lap	Seg1	Seg2	Seg3	Seg4	Lap Time	km/h	Local Time
1		21.410	25.428	21.097	1'39.983	273,4	14:01'59.581
2	26.099	20.977	25.419	21.074	1'33.569	271,4	14:03'33.150
3	26.108	21.031	25.489	21.018	1'33.646	269,3	14:05'06.796
4	26.131	20.909	25.338	21.014	1'33.392	270,7	14:06'40.188
5	26.066	20.808	25.575	21.055	1'33.504	270,7	14:08'13.692
6	26.104	20.915	25.276	21.012	1'33.307	272,7	14:09'46.999
7	26.138	21.062	25.524	21.014	1'33.738	272,7	14:11'20.737
8	26.247	20.967	25.501	21.136	1'33.851	270,0	14:12'54.588
9	26.174	20.894	25.447	21.038	1'33.553	270,0	14:14'28.141
10	26.270	20.942	25.607	21.162	1'33.981	269,3	14:16'02.122
11	26.394	20.959	25.598	21.121	1'34.072	268,7	14:17'36.194
12	26.373	21.030	25.636	21.154	1'34.193	269,3	14:19'10.387
13	26.469	21.022	25.786	21.232	1'34.509	266,0	14:20'44.896
14	26.386	21.087	25.794	21.270	1'34.537	268,0	14:22'19.433
15	26.547	21.017	25.602	21.256	1'34.422	270,7	14:23'53.855
16	26.562	21.008	25.775	21.337	1'34.682	269,3	14:25'28.537
17	26.583	21.068	25.775	21.302	1'34.728	268,7	14:27'03.265
18	26.748	21.103	25.777	21.275	1'34.903	270,0	14:28'38.168
19	26.620	21.114	25.830	21.382	1'34.946	268,7	14:30'13.114
20	26.657	21.054	25.842	21.420	1'34.973	268,7	14:31'48.087
21	26.784	21.195	26.140	23.730	1'37.849	270,0	14:33'25.936
Race Time 33'06.338							

14	26.635	21.134	25.852	21.167	1'34.788	270,7	14:22'29.895
15	26.425	21.120	25.851	21.249	1'34.645	272,7	14:24'04.540
16	26.557	21.062	25.732	21.193	1'34.544	274,1	14:25'39.084
17	26.652	21.002	25.916	21.184	1'34.754	272,7	14:27'13.838
18	26.574	21.091	25.848	21.289	1'34.802	272,0	14:28'48.640
19	26.456	21.074	25.824	21.295	1'34.649	273,4	14:30'23.289
20	26.634	20.987	25.884	21.303	1'34.808	272,0	14:31'58.097
21	26.669	21.047	25.766	21.277	1'34.759	273,4	14:33'32.856
Race Time 33'13.258							

2° 11 N. BULEGA [1'33.493]							
Lap	Seg1	Seg2	Seg3	Seg4	Lap Time	km/h	Local Time
1		21.125	25.440	20.932	1'38.625	268,7	14:01'58.223
2	26.053	21.144	25.456	20.840	1'33.493	270,0	14:03'31.716
3	26.142	21.054	25.401	20.959	1'33.556	268,7	14:05'05.272
4	26.147	21.083	25.397	20.908	1'33.535	269,3	14:06'38.807
5	26.111	21.020	25.599	20.954	1'33.684	267,3	14:08'12.491
6	26.192	21.072	25.545	21.002	1'33.811	269,3	14:09'46.302
7	26.316	21.191	25.601	21.068	1'34.176	268,7	14:11'20.478
8	26.309	21.260	25.765	21.035	1'34.369	272,7	14:12'54.847
9	26.351	21.110	25.497	21.082	1'34.040	270,7	14:14'28.887
10	26.506	21.108	25.871	21.165	1'34.650	271,4	14:16'03.537
11	26.621	21.247	25.725	21.204	1'34.797	269,3	14:17'38.334
12	26.582	21.198	25.858	21.316	1'34.954	269,3	14:19'13.288
13	26.543	21.278	25.772	21.119	1'34.712	270,0	14:20'48.000
14	26.532	21.176	25.706	21.127	1'34.541	268,0	14:22'22.541
15	26.712	21.409	25.797	21.294	1'35.212	269,3	14:23'57.753
16	26.703	21.304	25.754	21.271	1'35.032	268,7	14:25'32.785
17	26.556	21.224	25.874	21.197	1'34.851	268,0	14:27'07.636
18	26.673	21.346	25.823	21.267	1'35.109	269,3	14:28'42.745
19	26.595	21.340	26.030	21.302	1'35.267	269,3	14:30'18.012
20	26.703	21.255	25.927	21.241	1'35.126	269,3	14:31'53.138
21	26.778	21.341	25.992	21.667	1'35.778	268,7	14:33'28.916
Race Time 33'09.318							

4° 22 A. LOWES [1'33.910]							
Lap	Seg1	Seg2	Seg3	Seg4	Lap Time	km/h	Local Time
1		21.419	25.743	21.301	1'40.164	266,7	14:01'59.762
2	26.227	21.106	25.628	20.949	1'33.910	266,7	14:03'33.672
3	26.283	21.220	25.966	21.028	1'34.497	266,0	14:05'08.169
4	26.266	21.281	25.766	21.071	1'34.384	265,4	14:06'42.553
5	26.548	21.278	25.861	21.116	1'34.803	264,7	14:08'17.356
6	26.429	21.236	25.714	21.110	1'34.489	265,4	14:09'51.845
7	26.491	21.263	25.711	21.087	1'34.552	264,7	14:11'26.397
8	26.442	21.201	25.854	21.197	1'34.694	264,1	14:13'01.091
9	26.515	21.147	25.784	21.079	1'34.525	264,7	14:14'35.616
10	26.558	21.112	25.843	21.153	1'34.666	264,7	14:16'10.282
11	26.550	21.143	25.974	21.116	1'34.783	266,7	14:17'45.065
12	26.446	21.198	26.332	21.371	1'35.347	265,4	14:19'20.412
13	26.761	21.287	25.815	21.210	1'35.073	269,3	14:20'55.485
14	26.663	21.276	25.794	21.233	1'34.966	266,7	14:22'30.451
15	26.543	21.214	25.778	21.101	1'34.636	268,0	14:24'05.087
16	26.582	21.245	25.759	21.104	1'34.690	267,3	14:25'39.777
17	26.598	21.172	25.734	21.133	1'34.637	266,7	14:27'14.414
18	26.612	21.173	25.924	21.294	1'35.003	267,3	14:28'49.417
19	26.732	21.213	26.057	21.231	1'35.233	266,0	14:30'24.650
20	26.737	21.178	26.119	21.286	1'35.320	264,7	14:31'59.970
21	26.840	21.346	26.220	21.511	1'35.917	265,4	14:33'35.887
Race Time 33'16.289							

3° 1 A. BAUTISTA [1'34.338]							
Lap	Seg1	Seg2	Seg3	Seg4	Lap Time	km/h	Local Time
1		21.461	25.844	21.125	1'40.682	276,2	14:02'00.280
2	26.426	21.198	25.727	21.143	1'34.494	276,9	14:03'34.774
3	26.355	21.159	25.960	21.169	1'34.643	270,7	14:05'09.417
4	26.354	21.264	25.561	21.220	1'34.399	273,4	14:06'43.816
5	26.338	21.115	25.722	21.187	1'34.362	272,0	14:08'18.178
6	26.671	21.259	25.696	21.203	1'34.829	272,7	14:09'53.007
7	26.482	21.321	25.635	21.163	1'34.601	272,0	14:11'27.608
8	26.358	21.124	25.701	21.200	1'34.383	273,4	14:13'01.991
9	26.409	21.030	25.678	21.221	1'34.338	272,7	14:14'36.329
10	26.472	21.132	25.636	21.305	1'34.545	274,1	14:16'10.874
11	26.483	21.123	25.645	21.107	1'34.358	276,2	14:17'45.232
12	26.518	21.139	25.986	21.258	1'34.901	274,8	14:19'20.133
13	26.817	21.056	25.855	21.246	1'34.974	272,0	14:20'55.107

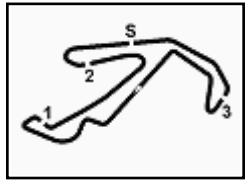
5° 55 A. LOCATELLI [1'34.346]							
Lap	Seg1	Seg2	Seg3	Seg4	Lap Time	km/h	Local Time
1		21.501	25.928	21.233	1'40.540	268,7	14:02'00.138
2	26.320	21.250	26.090	21.126	1'34.786	266,7	14:03'34.924
3	26.477	21.288	25.931	21.273	1'34.969	264,7	14:05'09.893
4	26.273	21.230	25.813	21.101	1'34.417	265,4	14:06'44.310
5	26.257	21.196	25.711	21.182	1'34.346	266,7	14:08'18.656
6	26.546	21.286	25.700	21.130	1'34.662	266,7	14:09'53.318
7	26.438	22.166	25.849	21.205	1'35.658	267,3	14:11'28.976
8	26.440	21.176	25.809	21.219	1'34.644	269,3	14:13'03.620
9	26.492	21.178	25.788	21.178	1'34.636	264,7	14:14'38.256
10	26.337	21.166	25.774	21.167	1'34.444	265,4	14:16'12.700
11	26.397	21.191	25.793	21.263	1'34.644	266,7	14:17'47.344
12	26.487	21.304	25.794	21.193	1'34.778	266,0	14:19'22.122
13	26.438	21.309	25.857	21.224	1'34.828	266,0	14:20'56.950
14	26.362	21.271	25.801	21.314	1'34.748	265,4	14:22'31.698
15	26.468	21.192	25.825	21.239	1'34.724	268,0	14:24'06.422
16	26.566	21.277	25.828	21.346	1'35.017	266,7	14:25'41.439
17	26.566	21.360	25.939	21.453	1'35.318	264,7	14:27'16.757
18	26.659	21.296	26.236	21.319	1'35.510	266,0	14:28'52.267
19	26.519	21.257	25.907	21.284	1'34.967	265,4	14:30'27.234
20	26.682	21.315	25.925	21.398	1'35.320	264,7	14:32'02.554
21	26.556	21.381	25.986	21.433	1'35.356	266,0	14:33'37.910
Race Time 33'18.312							

6° 9 D. PETRUCCI [1'34.625]							
Lap	Seg1	Seg2	Seg3	Seg4	Lap Time	km/h	Local Time
1		21.493	26.085	21.211	1'41.209	273,4	14:02'00.807
2	26.674	21.268	25.823	21.366	1'35.131	269,3	14:03'35.938
3	26.480	21.249	25.911	21.068	1'34.708	270,7	14:05'10.646
4	26.513	21.279	25.701	21.132	1'34.625	270,7	14:06'45.271

16/06/2024 P = Pits In/Dut - C = Lap Time Cancelled

These data/results cannot be reproduced, stored and/or transmitted in whole or in part by any manner of electronic, mechanical, photocopying, recording, broadcasting or otherwise now known or herein after developed without the previous express consent by the copyright owner, except for reproduction in daily press and regular printed publications on sale to the public within 60 days of the event related to those data/results and always provided that copyright symbol appears together as follows below.

© DORNA WSBK ORGANIZATION Srl 2024



Pirelli Emilia-Romagna Round, 14-16 June 2024
Chronological Analysis Race 2

Misano Circuit Sic 58 4.226 m

Start at 14:00'19.598

2 / 5

5	26.551	21.181	25.865	21.217	1'34.814	270,0	14:08'20.085
6	26.513	21.243	25.900	21.257	1'34.913	269,3	14:09'54.998
7	26.502	21.293	25.814	21.161	1'34.770	270,0	14:11'29.768
8	26.490	21.288	25.923	21.299	1'35.000	270,0	14:13'04.768
9	26.514	21.164	25.838	21.118	1'34.634	270,0	14:14'39.402
10	26.466	21.127	25.970	21.174	1'34.737	271,4	14:16'14.139
11	26.502	21.160	25.958	21.202	1'34.822	271,4	14:17'48.961
12	26.589	21.313	25.926	21.219	1'35.047	270,7	14:19'24.008
13	26.475	21.272	25.903	21.190	1'34.840	270,7	14:20'58.848
14	26.616	21.198	25.989	21.257	1'35.060	270,7	14:22'33.908
15	26.666	21.309	25.973	21.272	1'35.220	271,4	14:24'09.128
16	26.689	21.367	25.921	21.339	1'35.316	270,0	14:25'44.444
17	26.882	21.219	26.076	21.305	1'35.482	269,3	14:27'19.926
18	26.792	21.236	26.087	21.283	1'35.398	270,0	14:28'55.324
19	26.689	21.247	26.395	21.260	1'35.591	269,3	14:30'30.915
20	26.698	21.284	26.205	21.320	1'35.507	270,7	14:32'06.422
21	26.710	21.244	26.118	21.342	1'35.414	270,0	14:33'41.836

Race Time 33'22.238

7° 47 A. BASSANI [1'34.455]

Lap	Seg.1	Seg.2	Seg.3	Seg.4	Lap Time	km/h	Local Time
1		21.538	26.083	21.271	1'41.401	270,0	14:02'00.999
2	26.792	21.112	25.735	21.072	1'34.711	270,0	14:03'35.710
3	26.333	21.192	25.853	21.203	1'34.581	270,0	14:05'10.291
4	26.415	21.232	25.687	21.161	1'34.495	268,0	14:06'44.786
5	26.436	21.111	25.758	21.150	1'34.455	268,0	14:08'19.241
6	26.490	21.226	25.728	21.257	1'34.701	269,3	14:09'53.942
7	26.535	21.215	25.838	21.188	1'34.776	267,3	14:11'28.718
8	26.529	21.138	25.847	21.293	1'34.807	266,0	14:13'03.525
9	26.756	21.199	25.875	21.123	1'34.953	268,7	14:14'38.478
10	26.537	21.110	25.851	21.184	1'34.682	268,7	14:16'13.160
11	26.665	21.192	26.043	21.299	1'35.199	266,7	14:17'48.359
12	26.543	21.211	25.839	21.291	1'34.884	266,7	14:19'23.243
13	26.661	21.211	25.881	21.270	1'35.023	267,3	14:20'58.266
14	26.668	21.276	25.969	21.451	1'35.364	264,1	14:22'33.630
15	26.616	21.271	25.955	21.351	1'35.193	264,7	14:24'08.823
16	26.784	21.297	26.018	21.363	1'35.462	260,9	14:25'44.285
17	27.271	21.263	26.026	21.366	1'35.926	268,7	14:27'20.211
18	26.846	21.311	26.153	21.355	1'35.665	272,0	14:28'55.876
19	26.766	21.310	26.143	21.366	1'35.585	266,0	14:30'31.461
20	26.819	21.227	25.969	21.322	1'35.337	267,3	14:32'06.798
21	26.663	21.263	25.962	21.305	1'35.193	270,7	14:33'41.991

Race Time 33'22.393

8° 87 R. GARDNER [1'34.807]

Lap	Seg.1	Seg.2	Seg.3	Seg.4	Lap Time	km/h	Local Time
1		21.673	25.900	21.400	1'41.813	270,7	14:02'01.411
2	26.733	21.384	25.797	21.162	1'35.076	268,7	14:03'36.487
3	26.509	21.366	25.757	21.217	1'34.849	267,3	14:05'11.336
4	26.567	21.413	25.756	21.190	1'34.926	268,0	14:06'46.262
5	26.557	21.356	25.918	21.315	1'35.146	268,0	14:08'21.408
6	26.674	21.516	25.763	21.374	1'35.327	265,4	14:09'56.735
7	26.563	21.422	25.781	21.272	1'35.038	265,4	14:11'31.773
8	26.505	21.392	25.808	21.291	1'34.996	266,7	14:13'06.769
9	26.521	21.355	25.679	21.252	1'34.807	265,4	14:14'41.576
10	26.536	21.266	25.994	21.231	1'35.027	267,3	14:16'16.603
11	26.659	21.380	25.711	21.236	1'34.986	266,0	14:17'51.589
12	26.526	21.354	25.766	21.231	1'34.877	265,4	14:19'26.466
13	26.578	21.408	25.907	21.348	1'35.241	266,0	14:21'01.707
14	26.555	21.371	25.801	21.499	1'35.226	265,4	14:22'36.933
15	26.596	21.358	25.931	21.491	1'35.376	266,0	14:24'12.309
16	26.679	21.262	25.963	21.320	1'35.224	266,0	14:25'47.533
17	26.778	21.323	25.890	21.358	1'35.349	266,7	14:27'22.882
18	26.728	21.336	25.982	21.443	1'35.489	264,1	14:28'58.371
19	26.704	21.369	25.850	21.448	1'35.371	264,7	14:30'33.742

16/06/2024 P = Pits In/Out - C = Lap Time Cancelled

These data/results cannot be reproduced, stored and/or transmitted in whole or in part by any manner of electronic, mechanical, photocopying, recording, broadcasting or otherwise now known or herein after developed without the previous express consent by the copyright owner, except for reproduction in daily press and regular printed publications on sale to the public within 60 days of the event related to those data/results and always provided that copyright symbol appears together as follows below.

© DORNA WSBK ORGANIZATION Srl 2024

20	26.754	21.361	25.904	21.431	1'35.450	265,4	14:32'09.192
21	26.705	21.525	26.076	21.563	1'35.869	265,4	14:33'45.061

Race Time 33'25.463

9° 7 I. LECUDNA [1'34.854]

Lap	Seg.1	Seg.2	Seg.3	Seg.4	Lap Time	km/h	Local Time
1		21.622	26.026	21.305	1'41.585	272,7	14:02'01.183
2	26.754	21.345	25.745	21.193	1'35.037	268,7	14:03'36.220
3	26.514	21.256	25.881	21.241	1'34.892	266,7	14:05'11.112
4	26.513	21.318	25.860	21.286	1'34.977	266,7	14:06'46.089
5	26.497	21.311	25.799	21.266	1'34.873	267,3	14:08'20.962
6	26.446	21.329	25.783	21.317	1'34.875	267,3	14:09'55.837
7	26.574	21.325	25.909	21.309	1'35.117	266,0	14:11'30.954
8	26.481	21.309	25.831	21.293	1'34.914	266,0	14:13'05.868
9	26.498	21.237	25.857	21.262	1'34.854	266,0	14:14'40.722
10	26.499	21.234	26.033	21.267	1'35.033	266,0	14:16'15.755
11	26.545	21.309	25.849	21.259	1'34.962	266,0	14:17'50.717
12	26.479	21.347	25.866	21.326	1'35.018	264,7	14:19'25.735
13	26.758	21.331	25.983	21.348	1'35.420	266,0	14:21'01.155
14	26.659	21.287	25.949	21.385	1'35.280	265,4	14:22'36.435
15	26.615	21.391	26.064	21.333	1'35.403	264,7	14:24'11.838
16	26.698	21.317	26.036	21.389	1'35.440	264,1	14:25'47.278
17	26.677	21.349	26.760	21.564	1'36.350	263,4	14:27'23.628
18	26.836	21.366	26.130	21.479	1'35.811	264,7	14:28'59.439
19	26.756	21.327	26.285	21.472	1'35.840	265,4	14:30'35.279
20	27.026	21.459	26.447	21.625	1'36.557	265,4	14:32'11.836
21	26.941	21.636	26.301	21.757	1'36.635	264,7	14:33'48.471

Race Time 33'28.873

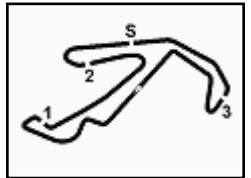
10° 65 J. REA [1'34.938]

Lap	Seg.1	Seg.2	Seg.3	Seg.4	Lap Time	km/h	Local Time
1		22.636	26.083	21.466	1'42.812	268,7	14:02'02.410
2	26.702	21.483	26.048	21.437	1'35.670	260,2	14:03'38.080
3	26.436	21.441	25.745	21.316	1'34.938	267,3	14:05'13.018
4	26.372	21.436	25.790	21.473	1'35.071	266,7	14:06'48.089
5	26.658	21.557	25.866	21.382	1'35.463	267,3	14:08'23.552
6	26.693	21.321	25.919	21.328	1'35.261	265,4	14:09'58.813
7	26.626	21.272	26.151	21.404	1'35.453	264,7	14:11'34.266
8	26.627	21.475	26.048	21.402	1'35.552	265,4	14:13'09.818
9	26.519	21.294	26.082	21.325	1'35.220	263,4	14:14'45.038
10	26.591	21.395	26.017	21.341	1'35.344	267,3	14:16'20.382
11	26.594	21.369	26.109	21.491	1'35.563	267,3	14:17'55.945
12	26.664	21.390	26.220	21.371	1'35.645	265,4	14:19'31.590
13	26.696	21.392	26.233	21.512	1'35.833	264,1	14:21'07.423
14	26.637	21.350	26.090	21.476	1'35.553	263,4	14:22'42.976
15	26.717	21.351	26.003	21.407	1'35.478	264,7	14:24'18.454
16	26.774	21.404	26.213	21.481	1'35.872	262,8	14:25'54.326
17	26.833	21.288	26.226	21.471	1'35.818	264,7	14:27'30.144
18	26.809	21.254	26.346	21.569	1'35.978	264,7	14:29'06.122
19	26.700	21.323	26.173	21.512	1'35.708	262,1	14:30'41.830
20	26.612	21.239	26.166	21.554	1'35.571	264,7	14:32'17.401
21	26.706	21.369	26.158	21.539	1'35.772	264,1	14:33'53.173

Race Time 33'33.575

11° 29 A. IANNONE [1'34.989]

Lap	Seg.1	Seg.2	Seg.3	Seg.4	Lap Time	km/h	Local Time
1		21.505	26.751	21.289	1'41.084	272,7	14:02'00.682
2	27.586	21.461	26.055	21.160	1'36.262	270,7	14:03'36.944
3	26.954	21.359	25.894	21.203	1'35.410	269,3	14:05'12.354
4	26.596	21.229	25.852	21.428	1'35.105	270,7	14:06'47.459
5	26.650	21.265	25.948	21.252	1'35.115	268,7	14:08'22.574
6	26.654	21.352	25.819	21.164	1'34.989	270,7	14:09'57.563
7	26.775	21.298	25.742	21.242	1'35.057	270,7	14:11'32.620
8	26.627	21.291	26.238	21.406	1'35.562	272,0	14:13'08.182



Misano Circuit Sic 58 4.226 m

Pirelli Emilia-Romagna Round, 14-16 June 2024
Chronological Analysis Race 2

Start at 14:00'19.598

3 / 5

11	26.744	21.290	26.341	21.316	1'35.691	270,7	14:17'55.258	2	26.955	21.605	26.325	21.467	1'36.352	272,7	14:03'39.191					
12	27.586	21.550	26.736	21.502	1'37.374	270,7	14:19'32.632	3	26.911	21.503	25.880	21.262	1'35.556	268,7	14:05'14.747					
13	26.932	21.452	26.104	21.406	1'35.894	269,3	14:21'08.526	4	26.642	21.702	25.922	21.293	1'35.559	270,7	14:06'50.306					
14	26.852	21.454	26.152	21.298	1'35.756	272,0	14:22'44.282	5	26.798	21.391	25.974	21.454	1'35.617	270,7	14:08'25.923					
15	26.770	21.444	26.128	21.360	1'35.702	269,3	14:24'19.984	6	26.812	21.431	26.120	21.323	1'35.686	270,0	14:10'01.609					
16	26.923	21.388	26.143	21.420	1'35.874	268,0	14:25'55.858	7	26.953	21.404	26.232	21.283	1'35.872	268,0	14:11'37.481					
17	26.952	21.294	26.044	21.213	1'35.503	269,3	14:27'31.361	8	26.721	21.420	26.068	21.260	1'35.469	266,7	14:13'12.950					
18	26.884	21.260	26.102	21.234	1'35.480	268,7	14:29'06.841	9	26.625	21.992	26.072	21.361	1'36.050	262,8	14:14'49.000					
19	26.800	21.272	25.985	21.194	1'35.251	270,0	14:30'42.092	10	26.773	21.434	26.293	21.525	1'36.025	266,0	14:16'25.025					
20	27.040	21.375	26.010	21.287	1'35.712	270,0	14:32'17.804	11	26.699	21.539	26.180	21.306	1'35.724	266,0	14:18'00.749					
21	26.686	21.334	26.080	21.324	1'35.424	271,4	14:33'53.228	12	26.667	21.336	26.130	21.352	1'35.485	266,0	14:19'36.234					
Race Time 33'33.630													13	26.766	21.456	26.153	21.482	1'35.857	266,0	14:21'12.091
Race Time 33'33.630													14	26.723	21.468	26.253	21.297	1'35.741	264,1	14:22'47.832
Race Time 33'33.630													15	26.695	21.360	26.137	21.356	1'35.548	266,0	14:24'23.380
Race Time 33'33.630													16	26.752	21.415	26.117	21.449	1'35.733	266,0	14:25'59.113
Race Time 33'33.630													17	26.819	21.328	26.114	21.429	1'35.690	268,0	14:27'34.803
Race Time 33'33.630													18	27.669	21.518	26.058	21.354	1'36.599	269,3	14:29'11.402
Race Time 33'33.630													19	26.709	21.431	26.124	21.453	1'35.717	268,0	14:30'47.119
Race Time 33'33.630													20	26.665	21.316	26.164	21.429	1'35.574	269,3	14:32'22.693
Race Time 33'33.630													21	28.614	22.215	27.496	23.008	1'41.333	261,5	14:34'04.026
Race Time 33'33.630													Race Time 33'44.428							

12° 45 S. REDDING (1'35.193)

Lap	Seg1	Seg2	Seg3	Seg4	Lap Time	km/h	Local Time
1		21.916	26.081	21.605	1'43.305	272,7	14:02'02.903
2	26.702	21.530	26.418	21.476	1'36.126	275,5	14:03'39.029
3	26.752	21.410	25.889	21.303	1'35.354	272,0	14:05'14.383
4	26.630	21.423	25.868	21.348	1'35.269	272,7	14:06'49.652
5	26.684	21.350	26.071	21.330	1'35.435	271,4	14:08'25.087
6	26.704	21.638	25.986	21.270	1'35.598	270,0	14:10'00.685
7	26.647	21.397	25.974	21.260	1'35.278	270,7	14:11'35.963
8	26.791	21.335	25.928	21.417	1'35.471	269,3	14:13'11.434
9	26.561	21.407	25.841	21.384	1'35.193	268,0	14:14'46.627
10	27.687	21.534	26.207	21.414	1'36.842	268,0	14:16'23.469
11	26.620	21.499	26.116	21.423	1'35.658	268,7	14:17'59.127
12	26.746	21.397	26.191	21.394	1'35.728	268,0	14:19'34.855
13	26.778	21.395	26.014	21.446	1'35.633	267,3	14:21'10.488
14	26.735	21.404	26.052	21.405	1'35.596	268,7	14:22'46.084
15	26.798	21.392	26.068	21.442	1'35.700	268,0	14:24'21.784
16	26.807	21.438	26.014	21.406	1'35.665	266,7	14:25'57.449
17	26.782	21.420	26.085	21.438	1'35.725	268,0	14:27'33.174
18	26.824	21.401	26.041	21.400	1'35.666	268,0	14:29'08.840
19	26.801	21.326	26.130	21.399	1'35.656	268,7	14:30'44.496
20	26.772	21.373	26.118	21.481	1'35.744	269,3	14:32'20.240
21	26.681	21.352	26.125	21.486	1'35.644	269,3	14:33'55.884
Race Time 33'36.286							

13° 14 S. LOWES (1'34.936)

Lap	Seg1	Seg2	Seg3	Seg4	Lap Time	km/h	Local Time
1		21.650	26.155	21.303	1'42.167	270,0	14:02'01.765
2	26.970	21.787	26.562	21.265	1'36.584	253,5	14:03'38.349
3	26.658	21.382	25.965	21.529	1'35.534	267,3	14:05'13.883
4	26.690	21.357	25.934	21.281	1'35.262	268,0	14:06'49.145
5	26.571	21.225	25.849	21.291	1'34.936	266,7	14:08'24.081
6	26.760	21.314	25.926	21.247	1'35.247	266,0	14:09'59.328
7	26.690	21.258	26.100	21.309	1'35.357	268,0	14:11'34.685
8	26.543	21.398	26.001	21.299	1'35.241	268,7	14:13'09.926
9	26.731	21.334	25.941	21.323	1'35.329	267,3	14:14'45.255
10	26.681	21.511	25.995	21.300	1'35.487	267,3	14:16'20.742
11	26.906	21.354	26.014	21.279	1'35.553	267,3	14:17'56.295
12	26.879	21.489	26.160	21.346	1'35.874	268,0	14:19'32.169
13	26.677	21.407	26.166	21.404	1'35.654	264,7	14:21'07.823
14	27.058	21.440	27.629	22.450	1'38.577	263,4	14:22'46.400
15	26.971	21.335	26.124	21.384	1'35.814	268,7	14:24'22.214
16	26.899	21.403	26.042	21.441	1'35.785	266,7	14:25'57.999
17	26.977	21.361	26.015	21.370	1'35.723	266,7	14:27'33.722
18	26.945	21.417	26.117	21.436	1'35.915	266,7	14:29'09.637
19	26.788	21.432	26.110	21.427	1'35.757	265,4	14:30'45.394
20	26.783	21.363	26.087	21.468	1'35.701	265,4	14:32'21.095
21	26.819	21.428	26.141	21.497	1'35.885	266,0	14:33'56.980
Race Time 33'37.382							

14° 53 T. RABAT (1'35.469)

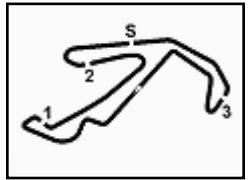
Lap	Seg1	Seg2	Seg3	Seg4	Lap Time	km/h	Local Time
1		21.707	26.071	22.024	1'43.241	270,7	14:02'02.839

15° 5 P. OETTL (1'35.675)

Lap	Seg1	Seg2	Seg3	Seg4	Lap Time	km/h	Local Time
1		22.076	26.627	21.651	1'44.408	262,1	14:02'04.006
2	26.933	21.724	26.159	21.695	1'36.511	264,7	14:03'40.517
3	26.988	21.613	26.110	21.430	1'36.141	265,4	14:05'16.658
4	26.762	21.518	26.154	21.584	1'36.018	263,4	14:06'52.676
5	26.727	21.409	25.948	21.591	1'35.675	262,8	14:08'28.351
6	26.799	21.528	26.078	21.528	1'35.933	263,4	14:10'04.284
7	26.884	21.560	26.096	21.519	1'36.059	263,4	14:11'40.343
8	26.866	21.538	26.170	21.477	1'36.051	262,8	14:13'16.394
9	26.810	22.188	26.272	21.504	1'36.774	262,1	14:14'53.168
10	26.916	21.592	26.384	21.578	1'36.470	262,1	14:16'29.638
11	26.921	21.589	26.126	21.544	1'36.180	262,8	14:18'05.818
12	26.892	21.550	26.204	21.512	1'36.158	262,1	14:19'41.976
13	26.936	21.562	26.266	21.487	1'36.251	261,5	14:21'18.227
14	26.818	21.568	26.244	21.636	1'36.266	260,9	14:22'54.493
15	27.008	21.540	26.282	21.488	1'36.318	261,5	14:24'30.811
16	27.032	21.607	26.246	21.543	1'36.428	260,9	14:26'07.239
17	27.043	21.546	26.279	21.494	1'36.362	262,1	14:27'43.601
18	26.986	21.606	26.427	21.598	1'36.617	260,2	14:29'20.218
19	26.894	21.561	26.305	21.591	1'36.351	260,9	14:30'56.569
20	27.099	21.646	26.231	21.680	1'36.656	262,1	14:32'33.225
21	26.985	21.555	26.291	21.720	1'36.551	261,5	14:34'09.776
Race Time 33'50.178							

16° 21 M. RINALDI (1'34.723)

Lap	Seg1	Seg2	Seg3	Seg4	Lap Time	km/h	Local Time
1		22.309	26.133	21.267	2'07.820	267,3	14:02'27.418
2	26.666	21.371	25.835	21.125	1'34.997	266,7	14:04'02.415
3	26.622	21.361	25.835	21.289	1'35.107	268,0	14:05'37.522
4	26.542	21.370	25.819	21.143	1'34.874	267,3	14:07'12.396
5	26.603	21.318	25.949	21.290	1'35.160	268,7	14:08'47.556
6	26.610	21.257	25.867	21.161	1'34.895	268,0	14:10'22.451
7	26.724	21.321	25.737	21.279	1'35.061	268,7	14:11'57.512
8	26.620	21.233	25.765	21.188	1'34.806	268,7	14:13'32.318
9	26.645	21.676	26.386	21.216	1'35.923	269,3	14:15'08.241
10	26.508	21.303	25.848	21.280	1'34.939	268,7	14:16'43.180
11	26.525	21.338	26.005	21.164	1'35.032	268,0	14:18'18.212
12	26.495	21.189	25.822	21.217	1'34.723	268,0	14:19'52.935
13	26.807	21.451	25.823	21.187	1'35.268	268,7	14:21'28.203
14	26.596	21.308	25.890	21.179	1'34.973	269,3	14:23'03.176
15	26.604	21.292	25.904	21.216	1'35.016	268,7	14:24'38.192
16	26.569	21.309	25.783	21.197	1'34.858	269,3	14:26'13.050



Misano Circuit Sic 58 4.226 m

Pirelli Emilia-Romagna Round, 14-16 June 2024
Chronological Analysis Race 2

4 / 5

Start at 14:00'19.598

17	26.626	21.262	25.925	21.193	1'35.006	270,7	14:27'48.056	8	26.659	21.512	26.213	21.414	1'35.798	264,7	14:13'16.945
18	26.709	21.291	25.934	21.204	1'35.138	269,3	14:29'23.194	9	26.691	21.891	26.416	21.426	1'36.424	259,6	14:14'53.369
19	26.740	21.501	26.153	21.173	1'35.567	269,3	14:30'58.761	10	26.938	21.691	26.284	21.528	1'36.441	266,7	14:16'29.810
20	26.794	21.358	25.932	21.180	1'35.264	270,7	14:32'34.025	11	26.990	21.595	26.184	21.443	1'36.212	268,0	14:18'06.022
21	26.885	21.479	26.059	21.340	1'35.763	272,7	14:34'09.788	12	26.936	21.650	26.206	21.498	1'36.290	264,7	14:19'42.312

Race Time 33'50.190

17° 28 B. RAY [1'35.853]							
Lap	Seg1	Seg2	Seg3	Seg4	Lap Time	km/h	Local Time
1		22.238	26.362	21.824	1'44.757	264,7	14:02'04.355
2	26.816	21.823	26.125	21.683	1'36.447	261,5	14:03'40.802
3	26.890	21.837	26.315	21.457	1'36.499	262,8	14:05'17.301
4	26.840	21.667	26.031	21.477	1'36.015	265,4	14:06'53.316
5	26.787	21.616	26.045	21.561	1'36.009	266,7	14:08'29.325
6	26.788	21.719	26.099	21.542	1'36.148	266,0	14:10'05.473
7	26.610	21.638	26.173	21.471	1'35.892	266,0	14:11'41.365
8	26.732	21.589	26.068	21.464	1'35.853	266,7	14:13'17.218
9	26.770	21.822	26.319	21.545	1'36.456	264,1	14:14'53.674
10	26.829	21.691	26.309	21.548	1'36.377	264,7	14:16'30.051
11	26.949	21.715	26.226	21.455	1'36.345	264,7	14:18'06.396
12	26.828	21.668	26.168	21.488	1'36.152	265,4	14:19'42.548
13	26.847	21.624	26.201	21.460	1'36.132	264,1	14:21'18.680
14	26.806	21.787	26.249	21.545	1'36.387	264,7	14:22'55.067
15	26.877	21.707	26.329	21.639	1'36.552	264,7	14:24'31.619
16	26.801	21.951	26.264	21.429	1'36.445	262,1	14:26'08.064
17	26.735	21.759	26.313	21.433	1'36.240	262,8	14:27'44.367
18	26.712	21.672	26.317	21.521	1'36.222	262,1	14:29'20.526
19	26.760	21.695	26.394	21.558	1'36.407	263,4	14:30'56.933
20	26.909	21.826	26.333	21.552	1'36.620	262,1	14:32'33.553
21	26.961	21.686	26.443	21.656	1'36.746	260,2	14:34'10.299

Race Time 33'50.701

18° 31 G. GERLOFF [1'34.954]							
Lap	Seg1	Seg2	Seg3	Seg4	Lap Time	km/h	Local Time
1		21.722	26.029	21.600	1'42.601	275,5	14:02'02.199
2	26.626	21.973	26.556	21.533	1'36.688	271,4	14:03'38.887
3	27.076	21.492	25.802	21.233	1'35.603	274,1	14:05'14.490
4	26.745	21.680	25.861	21.374	1'35.660	270,7	14:06'50.150
5	26.789	21.410	25.811	21.605	1'35.615	272,7	14:08'25.765
6	26.792	21.377	25.835	21.320	1'35.324	270,7	14:10'01.089
7	26.785	21.405	25.650	21.309	1'35.149	271,4	14:11'36.238
8	26.735	21.472	26.052	21.392	1'35.651	274,8	14:13'11.889
9	26.753	41.288	27.489	21.382	1'56.912	254,1	14:15'08.801
10	26.650	21.285	25.919	21.302	1'35.156	270,0	14:16'43.957
11	26.481	21.432	25.703	21.346	1'34.962	268,0	14:18'18.919
12	26.532	21.416	25.806	21.319	1'35.073	270,0	14:19'53.992
13	26.619	21.313	25.673	21.383	1'34.988	270,0	14:21'28.980
14	26.621	21.361	25.685	21.572	1'35.239	270,0	14:23'04.219
15	26.872	21.261	25.836	21.471	1'35.440	270,7	14:24'39.659
16	26.558	21.326	25.911	21.314	1'35.109	271,4	14:26'14.768
17	26.611	21.259	25.711	21.373	1'34.954	270,7	14:27'49.722
18	26.533	21.358	25.733	21.414	1'35.038	269,3	14:29'24.760
19	26.542	21.300	25.916	21.290	1'35.048	268,7	14:30'59.808
20	26.824	21.647	26.096	21.389	1'35.956	270,7	14:32'35.764
21	26.596	21.262	26.078	21.314	1'35.250	272,0	14:34'11.014

Race Time 33'51.416

19° 95 T. MACKENZIE [1'35.798]							
Lap	Seg1	Seg2	Seg3	Seg4	Lap Time	km/h	Local Time
1		22.135	26.412	21.657	1'44.100	271,4	14:02'03.698
2	27.047	21.776	26.182	21.729	1'36.734	269,3	14:03'40.432
3	26.852	21.659	26.381	21.657	1'36.549	267,3	14:05'16.981
4	26.807	21.686	26.114	21.478	1'36.085	267,3	14:06'53.066
5	26.768	21.631	26.062	21.625	1'36.086	268,0	14:08'29.152
6	26.756	21.677	26.043	21.567	1'36.043	266,0	14:10'05.195
7	26.690	21.577	26.226	21.459	1'35.952	265,4	14:11'41.147

16/06/2024 P = Pits In/Out - C = Lap Time Cancelled

These data/results cannot be reproduced, stored and/or transmitted in whole or in part by any manner of electronic, mechanical, photocopying, recording, broadcasting or otherwise now known or herein after developed without the previous express consent by the copyright owner, except for reproduction in daily press and regular printed publications on sale to the public within 60 days of the event related to those data/results and always provided that copyright symbol appears together as follows below.

© DORNA WSBK ORGANIZATION Srl 2024

13	26.817	21.596	26.218	21.479	1'36.110	266,0	14:21'18.422
14	26.874	21.712	26.284	21.483	1'36.353	262,1	14:22'54.775
15	26.917	21.626	26.300	21.609	1'36.452	264,1	14:24'31.227
16	26.904	22.628	26.506	21.674	1'37.712	266,0	14:26'08.939
17	27.050	21.514	26.250	21.641	1'36.455	264,7	14:27'45.394
18	26.891	21.659	26.496	21.782	1'36.828	261,5	14:29'22.222
19	27.215	21.867	26.687	21.638	1'37.407	259,0	14:30'59.629
20	27.591	21.733	26.460	21.732	1'37.516	264,7	14:32'37.145
21	27.237	21.872	26.457	21.805	1'37.371	266,7	14:34'14.516

Race Time 33'54.918

RET 51 M. PIRRO [1'35.310]							
Lap	Seg1	Seg2	Seg3	Seg4	Lap Time	km/h	Local Time
1		21.969	26.464	21.466	1'44.103	268,7	14:02'03.701
2	26.811	21.406	26.153	21.453	1'35.823	272,0	14:03'39.524
3	27.138	21.550	26.107	21.270	1'36.065	272,0	14:05'15.589
4	26.729	21.461	26.075	21.255	1'35.520	268,7	14:06'51.109
5	26.775	21.487	26.228	21.351	1'35.841	268,7	14:08'26.950
6	26.651	21.514	26.112	21.324	1'35.601	270,0	14:10'02.551
7	26.747	21.501	26.188	21.369	1'35.805	268,7	14:11'38.356
8	26.739	21.439	26.186	21.254	1'35.618	266,7	14:13'13.974
9	26.703	21.876	26.255	21.324	1'36.158	266,0	14:14'50.132
10	26.801	21.466	26.071	21.302	1'35.640	268,7	14:16'25.772
11	26.693	21.333	26.240	21.326	1'35.592	269,3	14:18'01.364
12	26.791	21.388	26.095	21.240	1'35.514	268,7	14:19'36.878
13	26.745	21.411	26.015	21.300	1'35.471	268,7	14:21'12.349
14	26.830	21.347	26.247	21.363	1'35.787	267,3	14:22'48.136
15	26.809	21.402	26.093	21.233	1'35.537	269,3	14:24'23.673
16	26.909	21.319	25.975	21.409	1'35.612	270,7	14:25'59.285
17	26.947	21.392	25.962	21.341	1'35.642	271,4	14:27'34.927
18	27.106	21.383	26.030	21.335	1'35.854	269,3	14:29'10.781
19	26.790	21.268	26.020	21.232	1'35.310	270,0	14:30'46.091
20	26.782	21.364	26.039	21.292	1'35.477	270,7	14:32'21.568
21	2'46.334	50.821	1'02.032			85,9	

Race Time 32'01.970

RET 97 X. VIERGE [1'35.239]							
Lap	Seg1	Seg2	Seg3	Seg4	Lap Time	km/h	Local Time
1		21.870	26.119	21.478	1'42.983	272,0	14:02'02.581
2	26.705	21.639	26.283	21.481	1'36.108	268,7	14:03'38.689
3	26.886	21.449	25.891	21.308	1'35.534	268,7	14:05'14.223
4	26.636	21.413	25.864	21.459	1'35.372	269,3	14:06'49.595
5	26.615	21.340	25.835	21.449	1'35.239	269,3	14:08'24.834
6	26.817	21.450	25.873	21.420	1'35.560	268,7	14:10'00.394
7	26.695	21.438	25.889	21.410	1'35.432	268,0	14:11'35.826
8	26.798	21.706	25.983	21.398	1'35.885	270,0	14:13'11.711
9	26.710						

Race Time 12'52.113

RET 60 M. VAN DER MARK [1'35.374]							
Lap	Seg1	Seg2	Seg3	Seg4	Lap Time	km/h	Local Time
1		22.030	26.112	21.604	1'43.437	272,7	14:02'03.035
2	26.992	21.573	26.265	21.483	1'36.313	266,7	14:03'39.348
3	27.070	21.516	25.942	21.361	1'35.889	271,4	14:05'15.237
4	26.579	21.522	25.914	21.359	1'35.374	272,0	14:06'50.611
5	26.684	21.360	26.000	21.475	1'35.519	274,1	14:08'26.130
6	26.792	21.622	25.998	39.413	1'53.825P	272,0	14:10'19.955

Race Time 10'00.357

RET 77 D. AEGERTER [1'34.474]							
Lap	Seg1	Seg2	Seg3	Seg4	Lap Time	km/h	Local Time

Start at 14:00'19.598

1	21.711	26.029	21.555	1'42.637	272,7	14:02'02.235
2	27.193	21.593	26.377	21.344	1'36.507	272,0 14:03'38.742
3	26.591	21.255	25.803	21.375	1'35.024	268,7 14:05'13.766
4	26.335	21.345	25.538	21.256	1'34.474	267,3 14:06'48.240
5	26.672	21.255	25.682	22.544	1'36.153	266,7 14:08'24.393

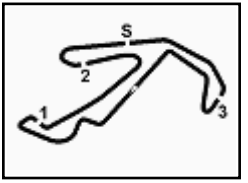
Race Time 8'04.795

RET						
27 A. NORRODIN						
Lap	Seg.1	Seg.2	Seg.3	Seg.4	Lap Time	km/h
1		22.372	26.415	21.901	1'45.144	267,3
Local Time 14:02'04.742						
Race Time 1'45.144						

16/06/2024 P = Pits In/Dut - C = Lap Time Cancelled

These data/results cannot be reproduced, stored and/or transmitted in whole or in part by any manner of electronic, mechanical, photocopying, recording, broadcasting or otherwise now known or herein after developed without the previous express consent by the copyright owner, except for reproduction in daily press and regular printed publications on sale to the public within 60 days of the event related to those data/results and always provided that copyright symbol appears together as follows below.

© DORNA WSBK ORGANIZATION Srl 2024



Pirelli Emilia-Romagna Round, 14-16 June 2024

Best Laps & Speeds

Misano Circuit Sic 58 4.226 m

No.	Rider	Nat	Best Lap		FP1		FP2		FP3		SP		RC1		WUP		SPRC		RC2	
			LL	SPD	LL	SPD	LL	SPD	LL	SPD	LL	SPD	LL	SPD	LL	SPD	LL	SPD	LL	SPD
1	54 T. RAZGATLIOGLU BMW M 1000 RR	TUR	1'32.320 98 279,1		1'33.448 18 273,4	1'34.221 6 272,7	1'33.369 9 276,2	1'32.320 7 277,6	1'33.946 21 277,6	1'33.049 6 279,1	1'32.687 10 275,5	1'33.307 21 273,4								
2	11 N. BULEGA Ducati Panigale V4R	ITA	1'32.556 115 280,5		1'34.029 21 276,2	1'33.511 20 272,7	1'33.114 10 277,6	1'32.556 8 276,9	1'33.920 21 280,5	1'33.244 4 276,2	1'32.733 10 277,6	1'33.493 21 272,7								
3	87 R. GARDNER Yamaha YZF R1	AUS	1'32.906 112 276,2		1'34.462 22 271,4	1'33.921 18 266,7	1'33.332 10 271,4	1'32.906 8 271,4	1'34.064 21 270,7	1'33.941 7 272,7	1'34.079 5 276,2	1'34.807 21 270,7								
4	1 A. BAUTISTA Ducati Panigale V4R	ESP	1'33.005 124 282,0		1'34.323 24 279,1	1'33.913 22 276,2	1'33.125 11 280,5	1'33.111 8 282,0	1'34.071 21 280,5	1'33.761 7 280,5	1'33.005 10 281,3	1'34.338 21 276,9								
5	22 A. LOWES Kawasaki ZX-10RR	GBR	1'33.075 116 275,5		1'34.008 20 272,7	1'34.287 24 270,0	1'33.886 8 273,4	1'33.075 7 274,8	1'34.262 21 275,5	1'33.724 5 274,1	1'33.091 10 272,7	1'33.910 21 269,3								
6	55 A. LOCATELLI Yamaha YZF R1	ITA	1'33.129 116 274,8		1'34.612 24 270,7	1'34.438 16 270,7	1'34.267 10 274,8	1'33.129 8 274,1	1'34.290 21 274,1	1'34.080 6 272,7	1'33.540 10 271,4	1'34.346 21 269,3								
7	29 A. IANNONE Ducati Panigale V4R	ITA	1'33.188 116 278,4		1'34.320 24 275,5	1'33.960 17 272,0	1'33.343 11 277,6	1'33.188 7 276,9	1'34.212 21 276,9	1'34.562 5 278,4	1'33.274 10 276,9	1'34.989 21 272,7								
8	14 S. LOWES Ducati Panigale V4R	GBR	1'33.196 104 276,9		1'34.914 21 270,7	1'34.382 20 270,0	1'34.036 12 273,4	1'33.196 8 275,5	1'34.568 15 274,1	1'34.355 6 274,8	1'33.196 1 276,9	1'34.936 21 270,0								
9	77 D. AEGERTER Yamaha YZF R1	SUI	1'33.234 93 276,2		1'34.751 22 270,7	1'34.384 22 269,3	1'33.571 10 271,4	1'33.234 7 272,0	1'35.264 10 276,2	1'34.067 7 274,8	1'33.846 10 275,5	1'34.474 5 272,7								
10	47 A. BASSANI Kawasaki ZX-10RR	ITA	1'33.405 114 276,9		1'34.245 19 271,4	1'34.756 22 269,3	1'34.061 9 274,1	1'33.608 7 274,8	1'34.665 21 276,9	1'34.370 5 274,1	1'33.405 10 276,2	1'34.455 21 272,0								
11	53 T. RABAT Kawasaki ZX-10RR	ESP	1'33.544 114 276,9		1'34.945 21 270,7	1'34.794 21 270,0	1'34.484 9 274,8	1'33.544 7 274,8	1'34.904 21 276,2	1'37.377 4 272,0	1'34.828 10 276,9	1'35.469 21 272,7								
12	31 G. GERLOFF BMW M 1000 RR	USA	1'33.619 106 278,4		1'34.978 22 274,8	1'35.137 16 270,7	1'33.619 10 275,5	1'33.634 8 277,6	1'35.271 21 278,4	1'34.748 5 275,5	1'54.588 3 278,4	1'34.954 21 275,5								
13	9 D. PETRUCCI Ducati Panigale V4R	ITA	1'33.632 106 279,1		1'34.857 21 274,1	1'34.476 11 271,4	1'34.086 8 277,6	1'33.632 8 276,2	1'34.735 21 276,2	1'34.461 6 277,6	1'33.868 10 279,1	1'34.625 21 273,4								
14	7 I. LECUONA Honda CBR1000 RR-R	ESP	1'33.644 109 276,9		1'34.544 20 271,4	1'34.222 19 269,3	1'34.054 10 272,0	1'33.644 7 273,4	1'34.900 21 276,9	1'34.874 1 272,7	1'33.735 10 272,7	1'34.854 21 272,7								
15	65 J. REA Yamaha YZF R1	GBR	1'33.682 93 275,5		1'34.462 21 272,0	1'34.544 19 267,3	1'34.310 8 270,7	1'33.682 8 272,7	275,5	1'34.731 6 274,8	1'33.946 10 274,1	1'34.938 21 268,7								
16	60 M. VAN DER MARK BMW M 1000 RR	NED	1'33.774 98 279,8		1'34.436 18 274,8	1'34.592 22 270,0	1'34.015 11 274,8	1'33.774 4 276,9	1'34.542 21 276,9	1'33.961 6 279,8	1'33.951 10 278,4	1'35.374 6 274,1								
17	97 X. VIERGE Honda CBR1000 RR-R	ESP	1'33.834 101 277,6		1'35.079 21 272,0	1'34.754 19 270,7	1'34.122 10 274,1	1'33.834 7 276,2	1'35.023 21 270,7	1'34.951 5 276,9	1'34.621 10 277,6	1'35.239 8 272,0								
18	21 M. RINALDI Ducati Panigale V4R	ITA	1'33.935 121 279,1		1'34.910 21 272,0	1'34.417 22 270,0	1'34.137 12 275,5	1'33.935 8 275,5	1'35.286 21 279,1	1'34.054 6 277,6	1'33.978 10 277,6	1'34.723 21 272,7								
19	51 M. PIRRO Ducati Panigale V4R	ITA	1'33.942 107 275,5		1'34.515 17 272,0	1'34.803 17 270,7	1'34.568 8 275,5	1'33.942 8 275,5	1'35.027 21 275,5	1'36.217 6 274,8	1'34.835 10 275,5	1'35.310 20 272,0								
20	45 S. REDDING BMW M 1000 RR	GBR	1'34.104 107 276,9		1'35.109 19 272,7	1'34.832 14 269,3	1'34.943 10 272,7	1'34.104 7 276,2	1'35.405 21 274,8	1'34.262 5 275,5	1'34.512 10 276,9	1'35.193 21 275,5								
21	5 P. OETTL Yamaha YZF R1	GER	1'34.675 102 270,7		1'35.602 6 267,3	1'35.755 19 264,1	1'34.675 10 266,7	1'35.032 9 268,0	1'36.000 21 270,7	1'35.380 6 270,0	1'35.199 10 270,0	1'35.675 21 265,4								
22	95 T. MACKENZIE Honda CBR1000 RR-R	GBR	1'34.733 92 275,5		1'35.930 17 272,0	1'35.105 15 268,0	1'35.174 9 270,7	1'34.733 7 272,0	1'36.246 8 274,8	1'35.456 5 274,8	1'34.989 10 275,5	1'35.798 21 271,4								
23	28 B. RAY Yamaha YZF R1	GBR	1'35.188 110 271,4		1'36.823 18 266,7	1'36.666 17 263,4	1'35.267 9 268,0	1'35.538 8 267,3	1'36.261 21 268,7	1'35.449 6 271,4	1'35.188 10 269,3	1'35.853 21 266,7								
24	27 A. NORRODIN Honda CBR1000 RR-R	MAS	1'35.538 86 272,7		1'37.399 17 264,1	1'37.933 15 261,5	1'36.896 10 266,7	1'36.082 7 270,0	1'36.385 21 272,7	1'35.816 5 272,7	1'35.538 10 271,4	1'36.385 1 267,3								

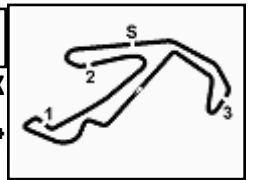
16/06/2024

These data/results cannot be reproduced, stored and/or transmitted in whole or in part by any manner of electronic, mechanical, photocopying, recording, broadcasting or otherwise now known or herein after developed without the previous express consent by the copyright owner, except for reproduction in daily press and regular printed publications on sale to the public within 60 days of the event related to those data/results and always provided that copyright symbol appears together as follows below.

© DORNA WSBK ORGANIZATION Srl 2024

FICR PERUGIA TIMING





Misano Circuit Sic 58 4.226 m

Pirelli Emilia-Romagna Round, 14-16 June 2024

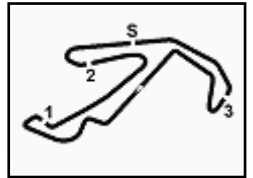
Fastest Laps Race 2

No.	Rider	Nat	Team	Bike	Class	Lap	Time	Gap
1	54 T. RAZGATLIOGLU	TUR	ROKIT BMW Motorrad WorldSBK Team	BMW M 1000 RR		6	1'33.307	
2	11 N. BULEGA	ITA	Aruba.it Racing - Ducati	Ducati Panigale V4R		2	1'33.493	0.186
3	22 A. LOWES	GBR	Kawasaki Racing Team WorldSBK	Kawasaki ZX-10RR		2	1'33.910	0.603
4	1 A. BAUTISTA	ESP	Aruba.it Racing - Ducati	Ducati Panigale V4R		9	1'34.338	1.031
5	55 A. LOCATELLI	ITA	Pata Prometeon Yamaha	Yamaha YZF R1		5	1'34.346	1.039
6	47 A. BASSANI	ITA	Kawasaki Racing Team WorldSBK	Kawasaki ZX-10RR		5	1'34.455	1.148
7	77 D. AEGERTER	SUI	GYTR GRT Yamaha WorldSBK Team	Yamaha YZF R1		4	1'34.474	1.167
8	9 D. PETRUCCI	ITA	Barni Spark Racing Team	Ducati Panigale V4R	IND	4	1'34.625	1.318
9	21 M. RINALDI	ITA	Team Motocorsa Racing	Ducati Panigale V4R	IND	12	1'34.723	1.416
10	87 R. GARDNER	AUS	GYTR GRT Yamaha WorldSBK Team	Yamaha YZF R1		9	1'34.807	1.500
11	7 I. LECUONA	ESP	Team HRC	Honda CBR1000 RR-R		9	1'34.854	1.547
12	14 S. LOWES	GBR	ELF Marc VDS Racing Team	Ducati Panigale V4R	IND	5	1'34.936	1.629
13	65 J. REA	GBR	Pata Prometeon Yamaha	Yamaha YZF R1		3	1'34.938	1.631
14	31 G. GERLOFF	USA	Bonovo Action BMW	BMW M 1000 RR		17	1'34.954	1.647
15	29 A. IANNONE	ITA	Team GoEleven	Ducati Panigale V4R	IND	6	1'34.989	1.682
16	45 S. REDDING	GBR	Bonovo Action BMW	BMW M 1000 RR		9	1'35.193	1.886
17	97 X. VIERGE	ESP	Team HRC	Honda CBR1000 RR-R		5	1'35.239	1.932
18	51 M. PIRRO	ITA	Aruba.it Racing - Ducati	Ducati Panigale V4R		19	1'35.310	2.003
19	60 M. VAN DER MARK	NED	ROKIT BMW Motorrad WorldSBK Team	BMW M 1000 RR		4	1'35.374	2.067
20	53 T. RABAT	ESP	Kawasaki Puccetti Racing	Kawasaki ZX-10RR	IND	8	1'35.469	2.162
21	5 P. OETTL	GER	GMT94 Yamaha	Yamaha YZF R1	IND	5	1'35.675	2.368
22	95 T. MACKENZIE	GBR	PETRONAS MIE Racing Honda	Honda CBR1000 RR-R	IND	8	1'35.798	2.491
23	28 B. RAY	GBR	Yamaha Motoxrcing WorldSBK Team	Yamaha YZF R1	IND	8	1'35.853	2.546

16/06/2024

These data/results cannot be reproduced, stored and/or transmitted in whole or in part by any manner of electronic, mechanical, photocopying, recording, broadcasting or otherwise now known or herein after developed without the previous express consent by the copyright owner, except for reproduction in daily press and regular printed publications on sale to the public within 60 days of the event related to those data/results and always provided that copyright symbol appears together as follows below.

© DORNA WSBK ORGANIZATION Srl 2024

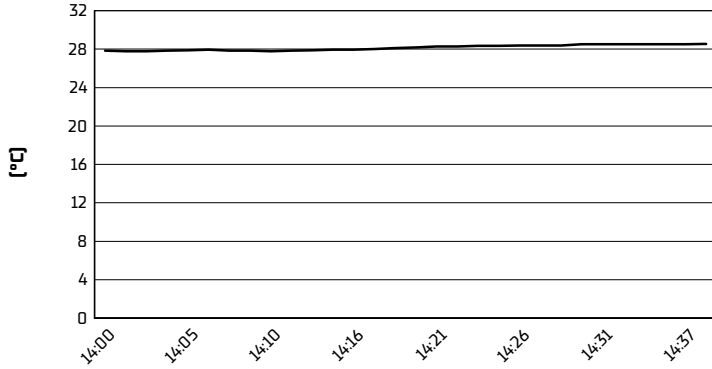


Misano Circuit Sic 58 4.226 m

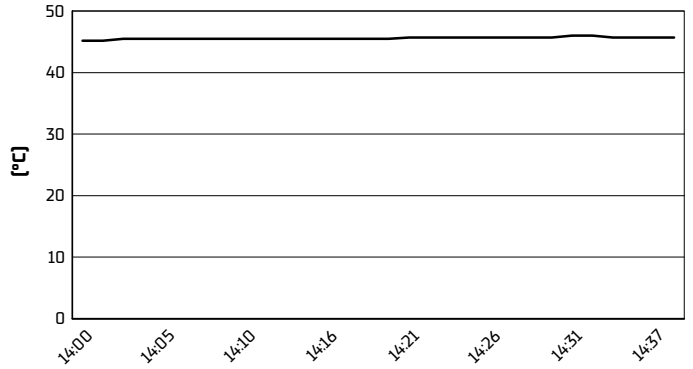
Pirelli Emilia-Romagna Round, 14-16 June 2024
Weather Report Race 2

Session started 14:00 - Session ended 14:38

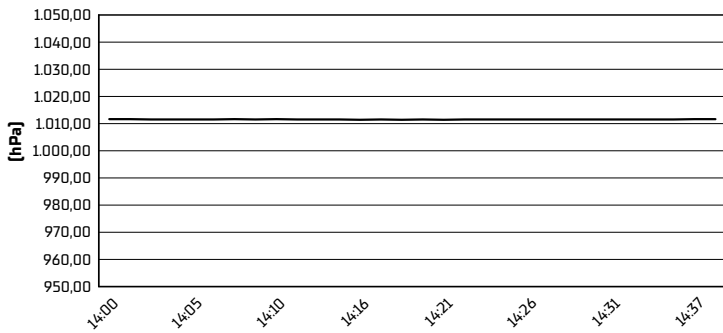
Air Temperature



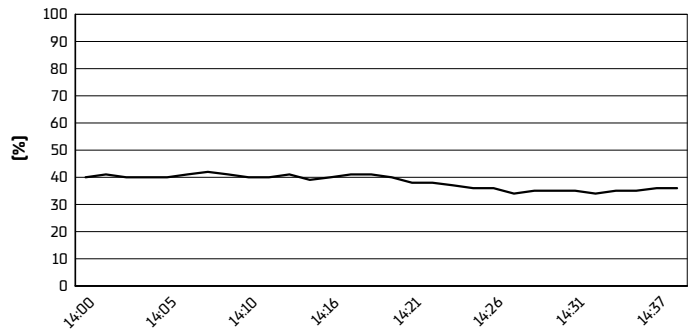
Track Temperature



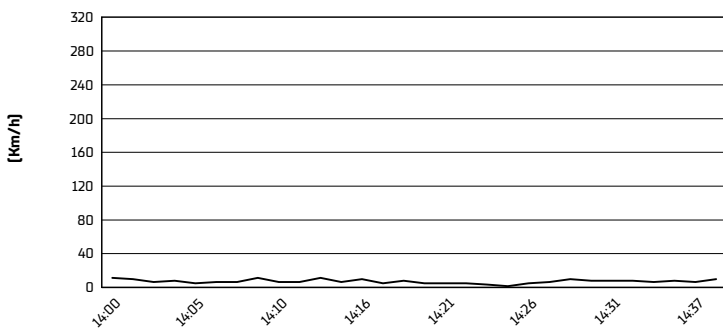
Air Pressure



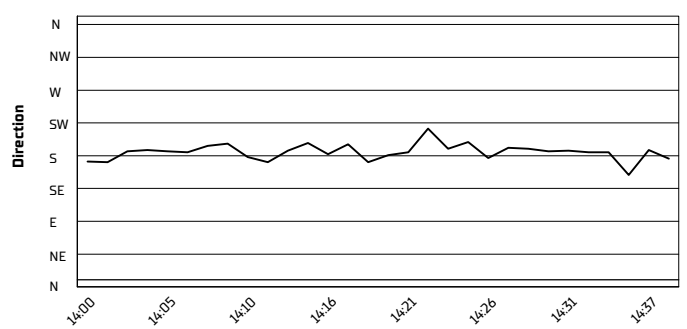
Humidity



Wind Speed



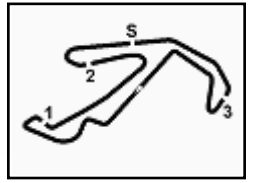
Wind Direction



16/06/2024

These data/results cannot be reproduced, stored and/or transmitted in whole or in part by any manner of electronic, mechanical, photocopying, recording, broadcasting or otherwise now known or herein after developed without the previous express consent by the copyright owner, except for reproduction in daily press and regular printed publications on sale to the public within 60 days of the event related to those data/results and always provided that copyright symbol appears together as follows below.

© DORNA WSBK ORGANIZATION Srl 2024



Pirelli Emilia-Romagna Round, 14-16 June 2024

Riders Performance

Misano Circuit Sic 58 4.226 m

Rider	Points	Points From First	Points From Previous	February 25 PHILLIP ISLAND			March 24 BARCELONA			April 21 ASSEN			June 16 MISANO			July 14 DONINGTON PARK			July 21 MOST			August 11 PORTIMAO			September 8 MAGNY-COURS			September 22 CREMONA CIRCUIT			September 29 ARAGON			October 13 ESTORIL			October 20 JEREZ		
				SP	1	2	SP	1	2	SP	1	2	SP	1	2	SP	1	2	SP	1	2	SP	1	2	SP	1	2	SP	1	2	SP	1	2	SP	1	2			
				SPRC			SPRC			SPRC			SPRC			SPRC			SPRC			SPRC			SPRC			SPRC			SPRC			SPRC			SPRC		
1 RAZGATLIOGLU Toprak (TUR)	179			5	5	3	1	1	3	3	2	1	1	1	1																								
2 BULEGA Nicolo (ITA)	158	21		1	1	5	2	2	2	2	11	8	2	2	2																								
3 BAUTISTA Alvaro (ESP)	155	24	3	9	15	2	11	3	1	7	3	2	5	3	3																								
4 LOWES Alex (GBR)	124	55	31	3	4	1	7	6	6	5	5	3	4	5	4																								
5 LOCATELLI Andrea (ITA)	94	85	30	6	2	Rt	9	5	13	10	12	5	6	4	5																								
6 IANNONE Andrea (ITA)	83	96	11	2	3	4	3	4	Rt	9	Rt	4	7	7	11																								
7 GARDNER Remy (AUS)	72	107	11	7	Rt	12	8	15	7	6	4	3	3	6	8																								
8 VAN DER MARK Michael (NED)	66	113	6	16	7	9	4	9	4	13	7	9	16	8	Rt																								
9 PETRUCCI Danilo (ITA)	65	114	1	12	8	3	10	7	5				12	9	6																								
10 AEGERTER Dominique (SUI)	46	133	19	4	6	10	6	8	9	19	13	7	9	Rt	Rt																								
11 BASSANI Axel (ITA)	40	139	6	15	12	11	15	10	Rt	16	9	18	11	11	7																								
12 LOWES Sam (GBR)	34	145	6	8	13	7	5	Rt	12	4	19	6	8	Rt	13																								
13 GERLOFF Garrett (USA)	33	146	1	14	9	8	14	12	10	17	16	12	13	12	18																								
14 REA Jonathan (GBR)	31	148	2	11	17		13	Rt	8	1	6	19	15	Rt	10																								
15 SPINELLI Nicholas (ITA)	25	154	6							11	1	16																											
16 VIERGE Xavi (ESP)	25	154	0	13	10	13	19	14	14	12	10	10	17	16	Rt																								
17 RINALDI Michael Ruben (ITA)	23	156	2	10	14	6	16	11	Rt	8	Rt	13	18	14	16																								
18 REDDING Scott (GBR)	23	156	0	19	11	17	12	17	11	15	8	Rt	20	15	12																								
19 LECUONA Iker (ESP)	19	160	4				18	13	Rt				14	10	9																								
20 MACKENZIE Tarran (GBR)	7	172	12	21	19	18	22	16	17	14	14	11	21	Rt	19																								
21 OETTL Philipp (GER)	5	174	2	18	16	14	20	19	16	18	18	14	22	17	15																								
22 RABAT Tito (ESP)	4	175	1	20	18	16	17	21	15	Rt	15		10	19	14																								
23 PIRRO Michele (ITA)	3	176	1										19	13	Rt																								
24 RAY Bradley (GBR)	2	177	1	17	21	15	21	18	Rt	20	15	17	23	18	17																								

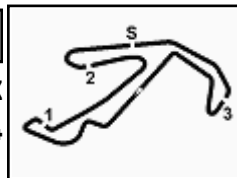
SP = Superpole - 1 = Race 1 - 2 = Race 2

Ns = Did Not Start - Rt = Retired - Ex = Excluded

16/06/2024

These data/results cannot be reproduced, stored and/or transmitted in whole or in part by any manner of electronic, mechanical, photocopying, recording, broadcasting or otherwise now known or herein after developed without the previous express consent by the copyright owner, except for reproduction in daily press and regular printed publications on sale to the public within 60 days of the event related to those data/results and always provided that copyright symbol appears together as follows below.

© DORNA WSBK ORGANIZATION Srl 2024



Pirelli Emilia-Romagna Round, 14-16 June 2024
Race Winners

	2021	2022	2023	2024
01 Phillip Island		RC1: Rea J. [GBR] KAW SPRC: Bautista A. [ESP] DUC RC2: Bautista A. [ESP] DUC	RC1: Bautista A. [ESP] DUC SPRC: Bautista A. [ESP] DUC RC2: Bautista A. [ESP] DUC	RC1: Bulega N. [ITA] DUC SPRC: Lowes A. [GBR] KAW RC2: Lowes A. [GBR] KAW
02 Barcelona	RC1: Redding S. [GBR] DUC SPRC: Rea J. [GBR] KAW RC2: Rinaldi M. [ITA] DUC	RC1: Bautista A. [ESP] DUC SPRC: Bautista A. [ESP] DUC RC2: Bautista A. [ESP] DUC	RC1: Bautista A. [ESP] DUC SPRC: Bautista A. [ESP] DUC RC2: Bautista A. [ESP] DUC	RC1: Razgatlioglu T. [TUR] BMW SPRC: Razgatlioglu T. [TUR] BMW RC2: Bautista A. [ESP] DUC
03 Assen	RC1: Rea J. [GBR] KAW SPRC: Rea J. [GBR] KAW RC2: Rea J. [GBR] KAW	RC1: Rea J. [GBR] KAW SPRC: Rea J. [GBR] KAW RC2: Bautista A. [ESP] DUC	RC1: Bautista A. [ESP] DUC SPRC: Bautista A. [ESP] DUC RC2: Bautista A. [ESP] DUC	RC1: Spinelli N. [ITA] DUC SPRC: Bautista A. [ESP] DUC RC2: Razgatlioglu T. [TUR] BMW
04 Misano	RC1: Rinaldi M. [ITA] DUC SPRC: Rinaldi M. [ITA] DUC RC2: Razgatlioglu T. [TUR] YAM	RC1: Bautista A. [ESP] DUC SPRC: Razgatlioglu T. [TUR] YAM RC2: Bautista A. [ESP] DUC	RC1: Bautista A. [ESP] DUC SPRC: Bautista A. [ESP] DUC RC2: Bautista A. [ESP] DUC	RC1: Razgatlioglu T. [TUR] BMW SPRC: Razgatlioglu T. [TUR] BMW RC2: Razgatlioglu T. [TUR] BMW
05 Donington	RC1: Razgatlioglu T. [TUR] YAM SPRC: Rea J. [GBR] KAW RC2: Razgatlioglu T. [TUR] YAM	RC1: Razgatlioglu T. [TUR] YAM SPRC: Razgatlioglu T. [TUR] YAM RC2: Razgatlioglu T. [TUR] YAM	RC1: Bautista A. [ESP] DUC SPRC: Razgatlioglu T. [TUR] YAM RC2: Bautista A. [ESP] DUC	
06 Most	RC1: Razgatlioglu T. [TUR] YAM SPRC: Razgatlioglu T. [TUR] YAM RC2: Redding S. [GBR] DUC	RC1: Bautista A. [ESP] DUC SPRC: Razgatlioglu T. [TUR] YAM RC2: Razgatlioglu T. [TUR] YAM	RC1: Rea J. [GBR] KAW SPRC: Razgatlioglu T. [TUR] YAM RC2: Bautista A. [ESP] DUC	
07 Portimao	RC1: Razgatlioglu T. [TUR] YAM SPRC: van der Mark M. [NED] BMW RC2: Rea J. [GBR] KAW	RC1: Razgatlioglu T. [TUR] YAM SPRC: Razgatlioglu T. [TUR] YAM RC2: Bautista A. [ESP] DUC	RC1: Bautista A. [ESP] DUC SPRC: Bautista A. [ESP] DUC RC2: Bautista A. [ESP] DUC	
08 Magny-Cours	RC1: Razgatlioglu T. [TUR] YAM SPRC: Rea J. [GBR] KAW RC2: Razgatlioglu T. [TUR] YAM	RC1: Bautista A. [ESP] DUC SPRC: Razgatlioglu T. [TUR] YAM RC2: Razgatlioglu T. [TUR] YAM	RC1: Razgatlioglu T. [TUR] YAM SPRC: Razgatlioglu T. [TUR] YAM RC2: Bautista A. [ESP] DUC	
09 Cremona				
10 Aragon	RC1: Rea J. [GBR] KAW SPRC: Rea J. [GBR] KAW RC2: Redding S. [GBR] DUC	RC1: Rea J. [GBR] KAW SPRC: Bautista A. [ESP] DUC RC2: Bautista A. [ESP] DUC	RC1: Rinaldi M. [ITA] DUC SPRC: Bautista A. [ESP] DUC RC2: Bautista A. [ESP] DUC	
11 Estoril	RC1: Redding S. [GBR] DUC SPRC: Rea J. [GBR] KAW RC2: Rea J. [GBR] KAW	RC1: Bautista A. [ESP] DUC SPRC: Rea J. [GBR] KAW RC2: Rea J. [GBR] KAW		
12 Jerez	RC1: Razgatlioglu T. [TUR] YAM RC2: Razgatlioglu T. [TUR] YAM		RC1: Bautista A. [ESP] DUC SPRC: Bautista A. [ESP] DUC RC2: Bautista A. [ESP] DUC	

2024

- 6** T. Razgatlioglu
- 2** A. Bautista
- 2** A. Lowes
- 1** N. Bulega
- 1** N. Spinelli

ALL TIMES

- | | | | | |
|---------------------------|------------------------|--------------------------|-------------------------|------------------------|
| 119 J. Rea | 17 P. Chili | 9 S. Guintoli | 3 L. Lanzi | 1 A. Barros |
| 61 A. Bautista | 16 G. Falappa | 8 A. Gobert | 3 M. Tamada | 1 N. Bulega |
| 59 C. Fogarty | 16 N. Hodgson | 8 F. Merkel | 3 A. Yanagawa | 1 G. Goodfellow |
| 52 T. Bayliss | 16 J. Toseland | 7 B. Bostrom | 2 L. Baz | 1 N. Hayden |
| 45 T. Razgatlioglu | 14 J. Kocinski | 5 L. Haslam | 2 S. Byrne | 1 T. Kipp |
| 43 N. Haga | 14 S. Russell | 5 M. Rinaldi | 2 D. Chandler | 1 K. Kitagawa |
| 34 T. Sykes | 14 B. Spies | 5 D. Tardozzi | 2 M. Dowson | 1 G. McCoy |
| 33 T. Corser | 13 E. Laverty | 5 M. van der Mark | 2 P. Goddard | 1 A. Meklau |
| 32 C. Davies | 13 A. Slight | 4 M. Fabrizio | 2 H. Izutsu | 1 A. Morillas |
| 31 C. Edwards | 12 S. Redding | 4 Y. Kagayama | 2 M. Lucchiari | 1 F. Nieto |
| 27 D. Polen | 11 R. Laconi | 4 A. Lowes | 2 M. Lucchinelli | 1 P. Picotte |
| 24 C. Checa | 11 S. Mertens | 4 R. Phillis | 2 K. Magee | 1 A. Pitt |
| 23 R. Roche | 11 R. Xaus | 3 C. Crutchlow | 2 M. Neukirchner | 1 J. Reynolds |
| 22 M. Melandri | 10 F. Pirovano | 3 M. Doohan | 2 T. Rymer | 1 A. Ryo |
| 21 M. Biaggi | 10 C. Vermeulen | 3 R. Kiyonari | 1 T. Aoki | 1 N. Spinelli |

16/06/2024

These data/results cannot be reproduced, stored and/or transmitted in whole or in part by any manner of electronic, mechanical, photocopying, recording, broadcasting or otherwise now known or herein after developed without the previous express consent by the copyright owner, except for reproduction in daily press and regular printed publications on sale to the public within 60 days of the event related to those data/results and always provided that copyright symbol appears together as follows below.

© DORNA WSBK ORGANIZATION Srl 2024

Concession Points per Race

Checkpoint	BMW	Ducati	Honda	Kawasaki	Yamaha
1-RC1 (1)	2	16	0	4	8
1-SPRC (1)	3	3	0	5	4
1-RC2 (1)	0	20	0	10	0
2-RC1 (1)	10	18	0	0	2
2-SPRC (1)	5	9	0	1	0
2-RC2 (1)	10	20	0	0	0
3-SPRC (2)	0	9	0	3	3
3-RC2 (2)	10	12	0	0	8
4-RC1 (2)	10	14	0	2	4
4-SPRC (2)	5	5	0	3	2
4-RC2 (2)	10	14	0	4	2

Concession Points per Checkpoint (Normalized)

Checkpoint	BMW	Ducati	Honda	Kawasaki	Yamaha
1	30	86	0	20	14
1 - Delta from first	56	0	86	66	72
2	42	64	0	14	22
2 - Delta from first	22	0	64	50	42

Dry race wins (yearly)

	BMW	Ducati	Honda	Kawasaki	Yamaha
Dry wins	4	2	0	1	0

Manufacturer entitled for Concessions and/or Super Concessions

	BMW	Ducati	Honda	Kawasaki	Yamaha
Checkpoint 1	YES	NO	YES	YES	YES
Checkpoint 2	NO	NO	YES	YES	YES

Concession and Super Concession Tokens (normalized)

Checkpoint	BMW	Ducati	Honda	Kawasaki	Yamaha
1	3,09385	-0,02119	7,85302	2,91843	3,235425
2	3,351012	0,916368	10,65836	8,583588	4,786398

Concession and Super Concession Used

Checkpoint	BMW	Ducati	Honda	Kawasaki	Yamaha
1 - Round 1	SC		SC		
1 - Round 2				SC	
2 - Round 3					
2 - Round 4					