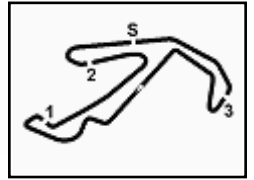


MISANO WORLD CIRCUIT MARCO SIMONCELLI				
TRACK LENGTH:		4,226 km	2,625 mi	
Loop	ID	OC	GPS	
		ms	LAT	LON
Pit In	3	15	43,96353 N	12,68530 E
Pit Out	18	90	43,95884 N	12,68210 E
Speed	20	100	43,96425 N	12,68310 E
FL.1	41	205	43,95813 N	12,67923 E
I1	22	110	43,95871 N	12,67854 E
I2	24	120	43,96239 N	12,67993 E
I2.1	42	210	43,96475 N	12,68642 E
I3	26	130	43,96252 N	12,68998 E
I3.1	43	215	43,96342 N	12,68897 E
FL	30	150	43,96186 N	12,68404 E

LLP = Long Lap Penalty
PS = Practice Start board

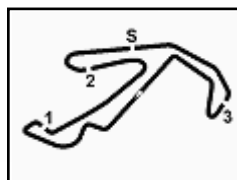


Misano Circuit Sic 58 4.226 m

Pirelli Emilia-Romagna Round, 14-16 June 2024

Biographical Entry List

No.	Rider (Abbreviation)	Age	Date of Birth	Place of Birth	Nat	Bike Team	Wins 2024	Podiums 2024	Pole 2024	Races 2024	Tyres	Class
1	1 BAUTISTA Alvaro (Bau)	39	21/11/1984	Talavera de la Reina	ESP	Ducati Panigale V4R Aruba.it Racing - Ducati	61 2	96 7	10	178 9	Pirelli	
2	5 OETTL Philipp (Oet)	28	03/05/1996	Bad Reichenhall	GER	Yamaha YZF R1 GMT94 Yamaha				77 9	Pirelli	IND
3	7 LECUONA Iker (Lec)	24	06/01/2000	Valencia	ESP	Honda CBR1000 RR-R Team HRC		1	1	68 3	Pirelli	
4	9 PETRUCCI Danilo (Pet)	33	24/10/1990	Terni	ITA	Ducati Panigale V4R Barni Spark Racing Team		4 1		42 6	Pirelli	IND
5	11 BULEGA Nicola (Bul)	24	16/10/1999	Montecchio Emilia	ITA	Ducati Panigale V4R Aruba.it Racing - Ducati	1 1	4 4	1 1	9 9	Pirelli	
6	14 LOWES Sam (SLo)	33	14/09/1990	Lincoln	GBR	Ducati Panigale V4R ELF Marc VDS Racing Team				9 9	Pirelli	IND
7	21 RINALDI Michael Ruben (Rin)	28	21/12/1995	Rimini	ITA	Ducati Panigale V4R Team Motocorsa Racing	5	23		195 9	Pirelli	IND
8	22 LOWES Alex (ALo)	33	14/09/1990	Lincoln	GBR	Kawasaki ZX-10RR Kawasaki Racing Team WorldSBK	4 2	37 3	1	294 9	Pirelli	
9	27 NORRODIN Adam (Nor)	26	13/06/1998	Johor	MAS	Honda CBR1000 RR-R PETRONAS MIE Racing Honda				9 9	Pirelli	IND
10	28 RAY Bradley (Ray)	27	16/05/1997	Ashford	GBR	Yamaha YZF R1 Yamaha Motox Racing WorldSBK Team				35 9	Pirelli	IND
11	29 IANNONE Andrea (Ian)	34	09/08/1989	Vasto	ITA	Ducati Panigale V4R Team GoEleven		2 2		9 9	Pirelli	IND
12	31 GERLOFF Garrett (Ger)	28	01/08/1995	Tualatin	USA	BMW M 1000 RR Bonovo Action BMW		6	1	137 9	Pirelli	
13	45 REDDING Scott (Red)	31	04/01/1993	Gloucester	GBR	BMW M 1000 RR Bonovo Action BMW	12	40	2	142 9	Pirelli	
14	47 BASSANI Axel (Bas)	24	24/07/1999	Feltre	ITA	Kawasaki ZX-10RR Kawasaki Racing Team WorldSBK		6		118 9	Pirelli	
15 *	51 PIRRO Michele (Pir)	37	05/07/1986	S.Giovanni Rotondo	ITA	Ducati Panigale V4R Aruba.it Racing - Ducati				9	Pirelli	
16	53 RABAT Tito (Rab)	35	25/05/1989	Barcellona	ESP	Kawasaki ZX-10RR Kawasaki Puccetti Racing				65 9	Pirelli	IND
17	54 RAZGATLIOGLU Toprak (Raz)	27	16/10/1996	Alanya	TUR	BMW M 1000 RR ROKiT BMW Motorrad WorldSBK Team	42 3	121 6	13 1	200 8	Pirelli	
18	55 LOCATELLI Andrea (Loc)	27	16/10/1996	Alzano Lombardo	ITA	Yamaha YZF R1 Pata Prometeon Yamaha		16 2		118 9	Pirelli	
19	60 VAN DER MARK Michael (vdM)	31	26/10/1992	Gouda	NED	BMW M 1000 RR ROKiT BMW Motorrad WorldSBK Team	5	40	1	252 9	Pirelli	
20	65 REA Jonathan (Rea)	37	02/02/1987	Ballymena	GBR	Yamaha YZF R1 Pata Prometeon Yamaha	119	263	44 1	421 8	Pirelli	
21	77 AEGERTER Dominique (Aeg)	33	30/09/1990	Röthenbach Im Emmental	SUI	Yamaha YZF R1 GYTR GRT Yamaha WorldSBK Team		2		45 9	Pirelli	
22	87 GARDNER Remy (Gar)	26	24/02/1998	Randwick	AUS	Yamaha YZF R1 GYTR GRT Yamaha WorldSBK Team		1 1		44 9	Pirelli	
23	95 MACKENZIE Tarran (Mac)	28	29/10/1995	Stirling	GBR	Honda CBR1000 RR-R PETRONAS MIE Racing Honda				12 9	Pirelli	IND
24	97 VIERGE Xavi (Vie)	27	30/04/1997	Barcelona	ESP	Honda CBR1000 RR-R Team HRC		1		81 9	Pirelli	



Pirelli Emilia-Romagna Round, 14-16 June 2024

Results Free Practice 1st Session

Misano Circuit Sic 58 4.226 m

1 / 3

No.	Rider	Nat	Team	Bike	Class	Time	Gap	Rel.	Laps	Speed	
										Avg	Max
1	54 T. RAZGATLIOGLU	TUR	ROKIT BMW Motorrad WorldSBK Team	BMW M1000 RR		1'33.448			18	162,803	273,4
2	22 A. LOWES	GBR	Kawasaki Racing Team WorldSBK	Kawasaki ZX-10RR		1'34.008	0.560	0.560	20	161,833	272,7
3	11 N. BULEGA	ITA	Aruba.it Racing - Ducati	Ducati Panigale V4R		1'34.029	0.581	0.021	21	161,797	276,2
4	47 A. BASSANI	ITA	Kawasaki Racing Team WorldSBK	Kawasaki ZX-10RR		1'34.245	0.797	0.216	19	161,426	271,4
5	29 A. IANNONE	ITA	Team GoEleven	Ducati Panigale V4R	IND	1'34.320	0.872	0.075	24	161,298	275,5
6	1 A. BAUTISTA	ESP	Aruba.it Racing - Ducati	Ducati Panigale V4R		1'34.323	0.875	0.003	24	161,293	279,1
7	60 M. VAN DER MARK	NED	ROKIT BMW Motorrad WorldSBK Team	BMW M1000 RR		1'34.436	0.988	0.113	18	161,100	274,8
8	65 J. REA	GBR	Pata Prometeon Yamaha	Yamaha YZF R1		1'34.462	1.014	0.026	21	161,055	272,0
9	87 R. GARDNER	AUS	GYTR GRT Yamaha WorldSBK Team	Yamaha YZF R1		1'34.462	1.014	0.000	22	161,055	271,4
10	51 M. PIRRO	ITA	Aruba.it Racing - Ducati	Ducati Panigale V4R		1'34.515	1.067	0.053	17	160,965	272,0
11	7 I. LECUONA	ESP	Team HRC	Honda CBR1000 RR-R		1'34.544	1.096	0.029	20	160,916	271,4
12	55 A. LOCATELLI	ITA	Pata Prometeon Yamaha	Yamaha YZF R1		1'34.612	1.164	0.068	24	160,800	270,7
13	77 D. AEGERTER	SUI	GYTR GRT Yamaha WorldSBK Team	Yamaha YZF R1		1'34.751	1.303	0.139	22	160,564	270,7
14	9 D. PETRUCCI	ITA	Barni Spark Racing Team	Ducati Panigale V4R	IND	1'34.857	1.409	0.106	21	160,385	274,1
15	21 M. RINALDI	ITA	Team Motocorsa Racing	Ducati Panigale V4R	IND	1'34.910	1.462	0.053	21	160,295	272,0
16	14 S. LOWES	GBR	ELF Marc VDS Racing Team	Ducati Panigale V4R	IND	1'34.914	1.466	0.004	21	160,288	270,7
17	53 T. RABAT	ESP	Kawasaki Puccetti Racing	Kawasaki ZX-10RR	IND	1'34.945	1.497	0.031	21	160,236	270,7
18	31 G. GERLOFF	USA	Bonovo Action BMW	BMW M1000 RR		1'34.978	1.530	0.033	22	160,180	274,8
19	97 X. VIERGE	ESP	Team HRC	Honda CBR1000 RR-R		1'35.079	1.631	0.101	21	160,010	272,0
20	45 S. REDDING	GBR	Bonovo Action BMW	BMW M1000 RR		1'35.109	1.661	0.030	19	159,960	272,7
21	5 P. OETTL	GER	GMT94 Yamaha	Yamaha YZF R1	IND	1'35.602	2.154	0.493	6	159,135	267,3
22	95 T. MACKENZIE	GBR	PETRONAS MIE Racing Honda	Honda CBR1000 RR-R	IND	1'35.930	2.482	0.328	17	158,591	272,0
23	28 B. RAY	GBR	Yamaha Motoxracing WorldSBK Team	Yamaha YZF R1	IND	1'36.823	3.375	0.893	18	157,128	266,7
24	27 A. NORRODIN	MAS	PETRONAS MIE Racing Honda	Honda CBR1000 RR-R	IND	1'37.399	3.951	0.576	17	156,199	264,1

Qualifying Lap Time (105% of 1'33.448): **1'38.121**

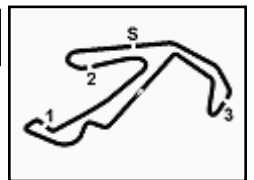
AIR	Humidity:	54%	Temp:	23°C
TRACK	Condition:	Dry	Temp:	33°C

Records	Pole	(SP)	2023	A.Bautista	1'33.017	163,560	Km/h
	Race	(SPRC)	2023	T.Razgatioglu	1'33.174	163,280	Km/h
	All Times	(SP)	2023	A.Bautista	1'33.017	163,560	Km/h

Start 14/06/2024 10:20 End 11:20 The results are provisional until the end of the time limit for protests and appeals and the completion of the technical checks.

These data/results cannot be reproduced, stored and/or transmitted in whole or in part by any manner of electronic, mechanical, photocopying, recording, broadcasting or otherwise now known or herein after developed without the previous express consent by the copyright owner, except for reproduction in daily press and regular printed publications on sale to the public within 60 days of the event related to those data/results and always provided that copyright symbol appears together as follows below.

© DORNA WSBK ORGANIZATION Srl 2024



Pirelli Emilia-Romagna Round, 14-16 June 2024

Results Free Practice 1st Session

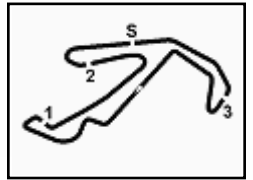
Session Highlights

Local Time	No. Rider	Description
10.20.00		Start of Session
10.20.07		WorldSBK Pit Intervention Time: 1min 6secs
10.22.06	29 A. IANNONE	#29 Current Lap Cancelled - Exceeded Track Limits - Turn 1
10.23.46	27 A. NORRODIN	#27 Current Lap Cancelled - Exceeded Track Limits - Turn 1
10.24.33	14 S. LOWES	#14 Current Lap Cancelled - Exceeded Track Limits - Turn 1
10.26.55	97 X. VIERGE	#97 Current Lap Cancelled - Exceeded Track Limits - Turn 1
10.27.03	27 A. NORRODIN	#27 Current Lap Cancelled - Exceeded Track Limits - Turn 1
10.27.19	47 A. BASSANI	#47 Lap Cancelled [1'35.140] - Exceeded Track Limits - Turn 16
10.27.42	22 A. LOWES	#22 Current Lap Cancelled - Exceeded Track Limits - Turn 1
10.28.31	45 S. REDDING	#45 Current Lap Cancelled - Exceeded Track Limits - Turn 1
10.28.32	5 P. OETTL	#5 Current Lap Cancelled - Exceeded Track Limits - Turn 1
10.28.33	29 A. IANNONE	#29 Current Lap Cancelled - Exceeded Track Limits - Turn 1
10.28.44	27 A. NORRODIN	#27 Current Lap Cancelled - Exceeded Track Limits - Turn 1
10.29.11	47 A. BASSANI	#47 Current Lap Cancelled - Exceeded Track Limits - Turn 1
10.30.02	60 M. VAN DER MARK	#60 Current Lap Cancelled - Exceeded Track Limits - Turn 1
10.30.03	7 I. LECUONA	#7 Current Lap Cancelled - Exceeded Track Limits - Turn 1
10.30.40	95 T. MACKENZIE	#95 Current Lap Cancelled - Exceeded Track Limits - Turn 1
10.30.57		RED FLAG
10.31.51	5 P. OETTL	#5 Technical Problem - Turn 7
10.41.00		Session Restart
10.44.52	27 A. NORRODIN	#27 Current Lap Cancelled - Exceeded Track Limits - Turn 1
10.45.10	29 A. IANNONE	#29 Current Lap Cancelled - Exceeded Track Limits - Turn 1
10.45.33	95 T. MACKENZIE	#95 Current Lap Cancelled - Exceeded Track Limits - Turn 1
10.46.19	53 T. RABAT	#53 Current Lap Cancelled - Exceeded Track Limits - Turn 1
10.46.59	47 A. BASSANI	#47 Current Lap Cancelled - Exceeded Track Limits - Turn 1
10.47.00	31 G. GERLOFF	#31 Current Lap Cancelled - Exceeded Track Limits - Turn 1
10.47.28	11 N. BULEGA	#11 Lap Cancelled [1'34.230] - Exceeded Track Limits - Turn 16
10.48.29	54 T. RAZGATLIOGLU	#54 Racelink GPS has a very bad quality
10.48.39	31 G. GERLOFF	#31 Current Lap Cancelled - Exceeded Track Limits - Turn 1
10.48.47	45 S. REDDING	#45 Current Lap Cancelled - Exceeded Track Limits - Turn 1
10.49.16	11 N. BULEGA	#11 Current Lap Cancelled - Exceeded Track Limits - Turn 1
10.49.34	1 A. BAUTISTA	#1 Racelink RF has a bad quality
10.49.54	29 A. IANNONE	#29 Current Lap Cancelled - Exceeded Track Limits - Turn 1
10.50.30	7 I. LECUONA	#7 Current Lap Cancelled - Exceeded Track Limits - Turn 1
10.55.14	22 A. LOWES	#22 Current Lap Cancelled - Exceeded Track Limits - Turn 1
10.56.22	60 M. VAN DER MARK	#60 Current Lap Cancelled - Exceeded Track Limits - Turn 1
10.56.54	60 M. VAN DER MARK	#60 Crashed - Turn 4
10.57.03	60 M. VAN DER MARK	#60 Rejoined
10.59.19	22 A. LOWES	#22 Lap Cancelled [1'34.849] - Exceeded Track Limits - Turn 16
10.59.48	28 B. RAY	#28 Current Lap Cancelled - Exceeded Track Limits - Turn 1
10.59.59	29 A. IANNONE	#29 Current Lap Cancelled - Exceeded Track Limits - Turn 1
11.00.11	22 A. LOWES	#22 Current Lap Cancelled - Exceeded Track Limits - Turn 1
11.00.21		WorldSSP FP Pit Lane opens at 11.25
11.00.27	53 T. RABAT	#53 Lap Cancelled [4'55.823] - Yellow Flag - Turn 4
11.00.32	28 B. RAY	#28 Lap Cancelled [1'36.720] - Yellow Flag - Turn 4
11.00.37	87 R. GARDNER	#87 Lap Cancelled [1'34.724] - Yellow Flag - Turn 4
11.00.42	29 A. IANNONE	#29 Lap Cancelled [1'51.114] - Yellow Flag - Turn 4
11.01.54	95 T. MACKENZIE	#95 Current Lap Cancelled - Exceeded Track Limits - Turn 1
11.02.11	22 A. LOWES	#22 Lap Cancelled [1'58.051] - Exceeded Track Limits - Turn 11
11.02.51	7 I. LECUONA	#7 Lap Cancelled [1'34.744] - Exceeded Track Limits - Turn 16
11.03.08	53 T. RABAT	#53 Current Lap Cancelled - Exceeded Track Limits - Turn 2
11.04.52	29 A. IANNONE	#29 Current Lap Cancelled - Exceeded Track Limits - Turn 1
11.04.58	51 M. PIRRO	#51 Crashed - Turn 14
11.05.12	95 T. MACKENZIE	#95 Current Lap Cancelled - Exceeded Track Limits - Turn 1
11.05.21	51 M. PIRRO	#51 Rejoined
11.05.52	9 D. PETRUCCI	#9 Current Lap Cancelled - Exceeded Track Limits - Turn 1

Start 10:20 End 11:20 The results are provisional until the end of the time limit for protests and appeals and the completion of the technical checks.

These data/results cannot be reproduced, stored and/or transmitted in whole or in part by any manner of electronic, mechanical, photocopying, recording, broadcasting or otherwise now known or herein after developed without the previous express consent by the copyright owner, except for reproduction in daily press and regular printed publications on sale to the public within 60 days of the event related to those data/results and always provided that copyright symbol appears together as follows below.

© DORNA WSBK ORGANIZATION Srl 2024



Pirelli Emilia-Romagna Round, 14-16 June 2024

Results Free Practice 1st Session

11.06.20	45 S. REDDING	#45 Lap Cancelled [1'38.782] - Exceeded Track Limits - Turn 11
11.06.32	7 I. LECUONA	#7 Current Lap Cancelled - Exceeded Track Limits - Turn 1
11.07.10	31 G. GERLOFF	#31 Current Lap Cancelled - Exceeded Track Limits - Turn 1
11.07.31	9 D. PETRUCCI	#9 Lap Cancelled [1'35.258] - Yellow Flag - Turn 14
11.07.36	31 G. GERLOFF	#31 Lap Cancelled [8'34.819] - Yellow Flag - Turn 14
11.09.22	9 D. PETRUCCI	#9 Lap Cancelled [1'36.689] - Exceeded Track Limits - Turn 11
11.09.52	55 A. LOCATELLI	#55 Lap Cancelled [1'35.358] - Exceeded Track Limits - Turn 11
11.10.08	65 J. REA	#65 Lap Cancelled [6'51.474] - Exceeded Track Limits - Turn 11
11.10.21	45 S. REDDING	#45 Lap Cancelled [1'50.979] - Exceeded Track Limits - Turn 11
11.10.35	45 S. REDDING	#45 Lap Cancelled [1'50.979] - Exceeded Track Limits - Turn 11
11.11.39	97 X. VIERGE	#97 Current Lap Cancelled - Exceeded Track Limits - Turn 1
11.11.48	7 I. LECUONA	#7 Lap Cancelled [1'42.653] - Exceeded Track Limits - Turn 11
11.14.09	47 A. BASSANI	#47 Lap Cancelled [1'36.191] - Exceeded Track Limits - Turn 16
11.14.16	21 M. RINALDI	#21 Current Lap Cancelled - Exceeded Track Limits - Turn 1
11.15.28	29 A. IANNONE	#29 Lap Cancelled [1'34.618] - Exceeded Track Limits - Turn 16
11.17.30	47 A. BASSANI	#47 Lap Cancelled [1'36.501] - Exceeded Track Limits - Turn 16
11.20.17		End of Session

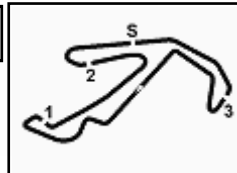
Fastest Laps Sequence

No.	Rider	Nat	Team	Bike	Local Time	Time	Gap	Avg
60	M. VAN DER MARK	NED	ROKIT BMW Motorrad WorldSBK Team	BMW M1000 RR	10:23'33.049	1'36.727		157,284
7	I. LECUONA	ESP	Team HRC	Honda CBR1000 RR-R	10:23'33.179	1'36.326	-0.401	157,939
1	A. BAUTISTA	ESP	Aruba.it Racing - Ducati	Ducati Panigale V4R	10:23'45.808	1'35.237	-1.089	159,745
65	J. REA	GBR	Pata Prometeon Yamaha	Yamaha YZF R1	10:23'46.073	1'35.175	-0.062	159,849
1	A. BAUTISTA	ESP	Aruba.it Racing - Ducati	Ducati Panigale V4R	10:25'20.780	1'34.972	-0.203	160,190
65	J. REA	GBR	Pata Prometeon Yamaha	Yamaha YZF R1	10:25'21.043	1'34.970	-0.002	160,194
87	R. GARDNER	AUS	GYTR GRT Yamaha WorldSBK Team	Yamaha YZF R1	10:25'21.093	1'34.564	-0.406	160,882
22	A. LOWES	GBR	Kawasaki Racing Team WorldSBK	Kawasaki ZX-10RR	10:25'58.248	1'34.213	-0.351	161,481
11	N. BULEGA	ITA	Aruba.it Racing - Ducati	Ducati Panigale V4R	10:28'22.468	1'34.029	-0.184	161,797
22	A. LOWES	GBR	Kawasaki Racing Team WorldSBK	Kawasaki ZX-10RR	10:30'53.910	1'34.008	-0.021	161,833
54	T. RAZGATLIOGLU	TUR	ROKIT BMW Motorrad WorldSBK Team	BMW M1000 RR	10:45'12.637	1'33.700	-0.308	162,365
54	T. RAZGATLIOGLU	TUR	ROKIT BMW Motorrad WorldSBK Team	BMW M1000 RR	10:49'54.247	1'33.648	-0.052	162,455
54	T. RAZGATLIOGLU	TUR	ROKIT BMW Motorrad WorldSBK Team	BMW M1000 RR	11:16'33.252	1'33.448	-0.200	162,803

Start 10:20 End 11:20 The results are provisional until the end of the time limit for protests and appeals and the completion of the technical checks.

These data/results cannot be reproduced, stored and/or transmitted in whole or in part by any manner of electronic, mechanical, photocopying, recording, broadcasting or otherwise now known or herein after developed without the previous express consent by the copyright owner, except for reproduction in daily press and regular printed publications on sale to the public within 60 days of the event related to those data/results and always provided that copyright symbol appears together as follows below.

© DORNA WSBK ORGANIZATION Srl 2024



Pirelli Emilia-Romagna Round, 14-16 June 2024

Best Sectors & Speed Free Practice 1st Session

Misano Circuit Sic 58 4.226 m

BEST LAP

1	54	T. RAZGATLIOGLU	BMW M 1000 RR	1'33.448
2	22	A. LOWES	Kawasaki ZX-10RR	1'34.008
3	11	N. BULEGA	Ducati Panigale V4R	1'34.029
4	47	A. BASSANI	Kawasaki ZX-10RR	1'34.245
5	29	A. IANNONE	Ducati Panigale V4R	1'34.320
6	1	A. BAUTISTA	Ducati Panigale V4R	1'34.323
7	60	M. VAN DER MARK	BMW M 1000 RR	1'34.436
8	65	J. REA	Yamaha YZF R1	1'34.462
9	87	R. GARDNER	Yamaha YZF R1	1'34.462
10	51	M. PIRRO	Ducati Panigale V4R	1'34.515
11	7	I. LECUONA	Honda CBR1000 RR-R	1'34.544
12	55	A. LOCATELLI	Yamaha YZF R1	1'34.612
13	77	D. AEGERTER	Yamaha YZF R1	1'34.751
14	9	D. PETRUCCI	Ducati Panigale V4R	1'34.857
15	21	M. RINALDI	Ducati Panigale V4R	1'34.910
16	14	S. LOWES	Ducati Panigale V4R	1'34.914
17	53	T. RABAT	Kawasaki ZX-10RR	1'34.945
18	31	G. GERLOFF	BMW M 1000 RR	1'34.978
19	97	X. VIERGE	Honda CBR1000 RR-R	1'35.079
20	45	S. REDDING	BMW M 1000 RR	1'35.109
21	5	P. OETTL	Yamaha YZF R1	1'35.602
22	95	T. MACKENZIE	Honda CBR1000 RR-R	1'35.930
23	28	B. RAY	Yamaha YZF R1	1'36.823
24	27	A. NORRODIN	Honda CBR1000 RR-R	1'37.399

SPEED

1	1	A. BAUTISTA	Ducati Panigale V4R	279,1
2	11	N. BULEGA	Ducati Panigale V4R	276,2
3	29	A. IANNONE	Ducati Panigale V4R	275,5
4	31	G. GERLOFF	BMW M 1000 RR	274,8
5	60	M. VAN DER MARK	BMW M 1000 RR	274,8
6	9	D. PETRUCCI	Ducati Panigale V4R	274,1
7	54	T. RAZGATLIOGLU	BMW M 1000 RR	273,4
8	22	A. LOWES	Kawasaki ZX-10RR	272,7
9	45	S. REDDING	BMW M 1000 RR	272,7
10	51	M. PIRRO	Ducati Panigale V4R	272,0
11	97	X. VIERGE	Honda CBR1000 RR-R	272,0
12	21	M. RINALDI	Ducati Panigale V4R	272,0
13	95	T. MACKENZIE	Honda CBR1000 RR-R	272,0
14	65	J. REA	Yamaha YZF R1	272,0
15	7	I. LECUONA	Honda CBR1000 RR-R	271,4
16	87	R. GARDNER	Yamaha YZF R1	271,4
17	47	A. BASSANI	Kawasaki ZX-10RR	271,4
18	53	T. RABAT	Kawasaki ZX-10RR	270,7
19	77	D. AEGERTER	Yamaha YZF R1	270,7
20	14	S. LOWES	Ducati Panigale V4R	270,7
21	55	A. LOCATELLI	Yamaha YZF R1	270,7
22	5	P. OETTL	Yamaha YZF R1	267,3
23	28	B. RAY	Yamaha YZF R1	266,7
24	27	A. NORRODIN	Honda CBR1000 RR-R	264,1

SEG. 1

1	54	T. RAZGATLIOGLU	26.087
2	47	A. BASSANI	26.177
3	65	J. REA	26.278
4	55	A. LOCATELLI	26.305
5	11	N. BULEGA	26.307
6	22	A. LOWES	26.310
7	87	R. GARDNER	26.320
8	60	M. VAN DER MARK	26.328
9	7	I. LECUONA	26.331
10	51	M. PIRRO	26.345
11	29	A. IANNONE	26.354
12	53	T. RABAT	26.403
13	97	X. VIERGE	26.446
14	1	A. BAUTISTA	26.447
15	21	M. RINALDI	26.448
16	31	G. GERLOFF	26.460
17	45	S. REDDING	26.495
18	77	D. AEGERTER	26.497
19	14	S. LOWES	26.511
20	9	D. PETRUCCI	26.575
21	95	T. MACKENZIE	26.706
22	5	P. OETTL	26.765
23	28	B. RAY	26.891
24	27	A. NORRODIN	26.931

SEG. 2

1	54	T. RAZGATLIOGLU	20.867
2	11	N. BULEGA	21.065
3	1	A. BAUTISTA	21.100
4	60	M. VAN DER MARK	21.133
5	22	A. LOWES	21.139
6	29	A. IANNONE	21.146
7	51	M. PIRRO	21.158
8	9	D. PETRUCCI	21.175
9	65	J. REA	21.184
10	47	A. BASSANI	21.190
11	77	D. AEGERTER	21.212
12	21	M. RINALDI	21.220
13	55	A. LOCATELLI	21.229
14	7	I. LECUONA	21.239
15	14	S. LOWES	21.270
16	53	T. RABAT	21.278
17	31	G. GERLOFF	21.306
18	87	R. GARDNER	21.342
19	97	X. VIERGE	21.405
20	45	S. REDDING	21.413
21	5	P. OETTL	21.463
22	95	T. MACKENZIE	21.553
23	28	B. RAY	21.738
24	27	A. NORRODIN	21.930

SEG. 3

1	54	T. RAZGATLIOGLU	25.345
2	11	N. BULEGA	25.496
3	87	R. GARDNER	25.532
4	1	A. BAUTISTA	25.536
5	22	A. LOWES	25.538
6	77	D. AEGERTER	25.586
7	60	M. VAN DER MARK	25.590
8	7	I. LECUONA	25.662
9	65	J. REA	25.666
10	55	A. LOCATELLI	25.680
11	29	A. IANNONE	25.694
12	47	A. BASSANI	25.704
13	14	S. LOWES	25.719
14	9	D. PETRUCCI	25.775
15	97	X. VIERGE	25.804
16	45	S. REDDING	25.806
17	31	G. GERLOFF	25.826
18	51	M. PIRRO	25.827
19	21	M. RINALDI	25.872
20	53	T. RABAT	25.971
21	95	T. MACKENZIE	25.975
22	5	P. OETTL	25.981
23	28	B. RAY	26.434
24	27	A. NORRODIN	26.581

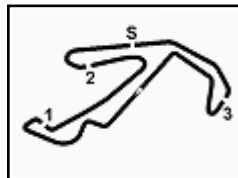
SEG. 4

1	22	A. LOWES	20.977
2	54	T. RAZGATLIOGLU	20.997
3	29	A. IANNONE	21.013
4	51	M. PIRRO	21.086
5	7	I. LECUONA	21.111
6	77	D. AEGERTER	21.113
7	87	R. GARDNER	21.120
8	11	N. BULEGA	21.126
9	14	S. LOWES	21.149
10	21	M. RINALDI	21.161
11	65	J. REA	21.167
12	47	A. BASSANI	21.172
13	1	A. BAUTISTA	21.175
14	9	D. PETRUCCI	21.176
15	60	M. VAN DER MARK	21.181
16	55	A. LOCATELLI	21.214
17	53	T. RABAT	21.263
18	45	S. REDDING	21.276
19	31	G. GERLOFF	21.288
20	97	X. VIERGE	21.309
21	5	P. OETTL	21.389
22	28	B. RAY	21.559
23	95	T. MACKENZIE	21.560
24	27	A. NORRODIN	21.730

14/06/2024

These data/results cannot be reproduced, stored and/or transmitted in whole or in part by any manner of electronic, mechanical, photocopying, recording, broadcasting or otherwise now known or herein after developed without the previous express consent by the copyright owner, except for reproduction in daily press and regular printed publications on sale to the public within 60 days of the event related to those data/results and always provided that copyright symbol appears together as follows below.

© DORNA WSBK ORGANIZATION Srl 2024



Misano Circuit Sic 58 4.226 m

Pirelli Emilia-Romagna Round, 14-16 June 2024
Ideal Times Free Practice 1st Session

No.	Rider	Nat	Bike	Seg. 1	Seg. 2	Seg. 3	Seg. 4	Ideal Time		
				Diff. 1	Diff. 2	Diff. 3	Diff. 4	Best Lap	Pos.	Diff.
1	54 T. RAZGATLIOGLU	TUR	BMW M 1000 RR	26.087 +0.089	20.867 +0.057	25.345	20.997 +0.006	1'33.296 1'33.448	1	0.152
2	22 A. LOWES	GBR	Kawasaki ZX-10RR	26.310 +0.016	21.139	25.538 +0.028	20.977	1'33.964 1'34.008	2	0.044
3	11 N. BULEGA	ITA	Ducati Panigale V4R	26.307	21.065 +0.034	25.496	21.126 +0.001	1'33.994 1'34.029	3	0.035
4	29 A. IANNONE	ITA	Ducati Panigale V4R	26.354	21.146 +0.013	25.694 +0.051	21.013 +0.049	1'34.207 1'34.320	5	0.113
5	60 M. VAN DER MARK	NED	BMW M 1000 RR	26.328 +0.005	21.133	25.590	21.181 +0.199	1'34.232 1'34.436	7	0.204
6	47 A. BASSANI	ITA	Kawasaki ZX-10RR	26.177	21.190	25.704	21.172 +0.002	1'34.243 1'34.245	4	0.002
7	1 A. BAUTISTA	ESP	Ducati Panigale V4R	26.447 +0.021	21.100 +0.042	25.536 +0.002	21.175	1'34.258 1'34.323	6	0.065
8	65 J. REA	GBR	Yamaha YZF R1	26.278 +0.064	21.184 +0.024	25.666 +0.079	21.167	1'34.295 1'34.462	9	0.167
9	87 R. GARDNER	AUS	Yamaha YZF R1	26.320 +0.020	21.342 +0.017	25.532 +0.111	21.120	1'34.314 1'34.462	8	0.148
10	7 I. LECUONA	ESP	Honda CBR1000 RR-R	26.331 +0.107	21.239 +0.030	25.662	21.111 +0.064	1'34.343 1'34.544	11	0.201
11	77 D. AEGERTER	SUI	Yamaha YZF R1	26.497	21.212 +0.079	25.586 +0.202	21.113 +0.062	1'34.408 1'34.751	13	0.343
12	51 M. PIRRO	ITA	Ducati Panigale V4R	26.345	21.158 +0.099	25.827	21.086	1'34.416 1'34.515	10	0.099
13	55 A. LOCATELLI	ITA	Yamaha YZF R1	26.305 +0.020	21.229 +0.123	25.680 +0.033	21.214 +0.008	1'34.428 1'34.612	12	0.184
14	14 S. LOWES	GBR	Ducati Panigale V4R	26.511 +0.085	21.270 +0.029	25.719 +0.067	21.149 +0.084	1'34.649 1'34.914	16	0.265
15	21 M. RINALDI	ITA	Ducati Panigale V4R	26.448 +0.082	21.220	25.872 +0.082	21.161 +0.045	1'34.701 1'34.910	15	0.209
16	9 D. PETRUCCI	ITA	Ducati Panigale V4R	26.575 +0.015	21.175	25.775 +0.086	21.176 +0.055	1'34.701 1'34.857	14	0.156
17	31 G. GERLOFF	USA	BMW M 1000 RR	26.460 +0.090	21.306 +0.007	25.826	21.288 +0.001	1'34.880 1'34.978	18	0.098
18	53 T. RABAT	ESP	Kawasaki ZX-10RR	26.403 +0.030	21.278	25.971	21.263	1'34.915 1'34.945	17	0.030
19	97 X. VIERGE	ESP	Honda CBR1000 RR-R	26.446	21.405 +0.084	25.804	21.309 +0.031	1'34.964 1'35.079	19	0.115
20	45 S. REDDING	GBR	BMW M 1000 RR	26.495 +0.091	21.413	25.806	21.276 +0.028	1'34.990 1'35.109	20	0.119
21	5 P. OETTL	GER	Yamaha YZF R1	26.765	21.463	25.981	21.389 +0.004	1'35.598 1'35.602	21	0.004
22	95 T. MACKENZIE	GBR	Honda CBR1000 RR-R	26.706 +0.093	21.553 +0.008	25.975	21.560 +0.035	1'35.794 1'35.930	22	0.136
23	28 B. RAY	GBR	Yamaha YZF R1	26.891 +0.025	21.738	26.434 +0.037	21.559 +0.139	1'36.622 1'36.823	23	0.201
24	27 A. NORRODIN	MAS	Honda CBR1000 RR-R	26.931	21.930	26.581 +0.026	21.730 +0.201	1'37.172 1'37.399	24	0.227
Overall Ideal Time				26.087	20.867	25.345	20.977	1'33.276		

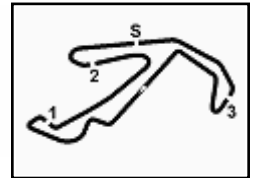
14/06/2024

These data/results cannot be reproduced, stored and/or transmitted in whole or in part by any manner of electronic, mechanical, photocopying, recording, broadcasting or otherwise now known or herein after developed without the previous express consent by the copyright owner, except for reproduction in daily press and regular printed publications on sale to the public within 60 days of the event related to those data/results and always provided that copyright symbol appears together as follows below.

© DORNA WSBK ORGANIZATION Srl 2024

FICR PERUGIA TIMING





Misano Circuit Sic 58 4.226 m

Pirelli Emilia-Romagna Round, 14-16 June 2024

Chronological Analysis Free Practice 1st Session

1 / 5

1° 54 T. RAZGATLIOGLU [1'33.448]							
Lap	Seg1	Seg2	Seg3	Seg4	Lap Time	km/h	Local Time
1		23.628	27.960	32.823		242,7	
2	6'23.917	22.104	26.703	21.393	7'34.117P	266,0	10:29'39.765
3	26.258	21.157	25.545	34.143	1'47.103CP	270,7	10:31'26.868
4	10'59.718	23.909	27.148	21.294	12'12.069P	264,7	10:43'38.937
5	26.087	21.111	25.455	21.047	1'33.700	270,7	10:45'12.637
6	26.175	20.959	25.542	21.299	1'33.975	269,3	10:46'46.612
7	26.462	20.931	25.529	21.065	1'33.987	272,7	10:48'20.599
8	26.237	20.867	25.493	21.051	1'33.648	273,4	10:49'54.247
9	26.229	20.887	25.556	21.104	1'33.776	273,4	10:51'28.023
10	26.328	20.943	25.522	21.091	1'33.884	272,7	10:53'01.907
11	26.271	21.002	25.584	20.997	1'33.854	270,7	10:54'35.761
12	26.307	21.046	25.566	21.047	1'33.956	270,0	10:56'09.717
13	26.279	21.007	25.788	21.068	1'34.142	267,3	10:57'43.859
14	26.310	20.910	25.535	21.126	1'33.881	272,0	10:59'17.740
15	26.324	20.977	25.773	21.163	1'34.237	273,4	11:00'51.977
16	27.547	26.078	30.938	33.328	1'57.891P	158,4	11:02'49.868
17	9'24.824	22.481	26.517	21.511	10'35.333P	270,0	11:13'25.201
18	26.179	21.321	25.887	21.216	1'34.603	269,3	11:14'59.804
19	26.176	20.924	25.345	21.003	1'33.448	273,4	11:16'33.252

2° 22 A. LOWES [1'34.008]							
Lap	Seg1	Seg2	Seg3	Seg4	Lap Time	km/h	Local Time
1		24.236	27.334	22.071		261,5	
2	26.626	21.498	26.145	21.389	1'35.658	268,7	10:24'24.035
3	26.392	21.214	25.578	21.029	1'34.213	271,4	10:25'58.248
4	26.310	21.214	25.538	21.384	1'34.446	271,4	10:27'32.694
5	38.456	21.861	25.759	21.132	1'47.208C	272,7	10:29'19.902
6	26.326	21.139	25.566	20.977	1'34.008	267,3	10:30'53.910
7	37.196	32.731	27.146	40.937	2'18.010CP	264,7	10:33'11.920
8	14'22.256	23.064	26.645	21.642	15'33.607P	263,4	10:48'45.527
9	26.483	21.203	25.591	21.106	1'34.383	271,4	10:50'19.910
10	26.443	21.284	25.724	21.294	1'34.745	268,7	10:51'54.655
11	26.439	21.236	25.804	21.405	1'34.884	269,3	10:53'29.539
12	26.525	21.279	25.866	21.269	1'34.939	268,7	10:55'04.478
13	37.688	21.963	26.378	21.503	1'47.532C	268,0	10:56'52.010
14	26.612	21.285	25.764	21.188	1'34.849C	271,4	10:58'26.859
15	26.575	21.194	25.681	21.124	1'34.574	267,3	11:00'01.433
16	32.854	21.699	26.287	37.211	1'58.051CP	271,4	11:01'59.484
17	6'26.239	22.131	26.362	21.579	7'36.311P	265,4	11:09'35.795
18	26.665	21.316	25.988	21.303	1'35.272	269,3	11:11'11.067
19	26.712	21.440	25.839	21.206	1'35.197	270,0	11:12'46.264
20	26.727	21.338	25.858	21.286	1'35.209	270,0	11:14'21.473
21	26.681	21.294	25.856	21.243	1'35.074	269,3	11:15'56.547

3° 11 N. BULEGA [1'34.029]							
Lap	Seg1	Seg2	Seg3	Seg4	Lap Time	km/h	Local Time
1							
2	47.843	22.530	26.222	21.552	1'58.147P	271,4	10:23'38.766
3	26.739	21.318	25.939	21.301	1'35.297	272,0	10:25'14.063
4	26.383	21.241	25.602	21.150	1'34.376	275,5	10:26'48.439
5	26.307	21.099	25.496	21.127	1'34.029	276,2	10:28'22.468
6	26.428	21.073	25.690	21.183	1'34.374	272,7	10:29'56.842
7	26.410	21.065	27.168	11'19.195	12'33.838P	264,7	10:42'30.680
8	43.806	22.142	26.025	21.386	1'53.359P	269,3	10:44'24.039
9	26.417	21.129	25.577	21.107	1'34.230C	272,7	10:45'58.269
10	26.448	21.265	25.563	21.167	1'34.443	272,0	10:47'32.712
11	26.493	21.224	25.680	21.126	1'34.523	272,0	10:49'07.235
12	27.973	22.046	26.525	7'17.621	8'34.165CP		10:57'41.400
13	50.829	21.939	25.911	21.462	2'00.141P	272,7	10:59'41.541
14	26.523	21.208	25.696	21.225	1'34.652	275,5	11:01'16.193
15	26.546	21.208	25.579	21.161	1'34.494	275,5	11:02'50.687

16	26.507	21.228	25.787	21.176	1'34.698	271,4	11:04'25.385
17	26.416	21.324	25.679	21.237	1'34.656	272,0	11:06'00.041
18	26.464	21.223	25.716	21.149	1'34.552	270,7	11:07'34.593
19	26.372	21.159	25.601	21.181	1'34.313	271,4	11:09'08.906
20	26.565	21.207	25.627	21.225	1'34.624	270,7	11:10'43.530
21	29.750	21.878	28.366	2'11.629	3'31.623P	247,7	11:14'15.153
22	44.350	23.938	30.145	22.366	2'00.799P	208,1	11:16'15.952

4° 47 A. BASSANI [1'34.245]							
Lap	Seg1	Seg2	Seg3	Seg4	Lap Time	km/h	Local Time
1		23.190	27.086	22.062		269,3	
2	26.609	21.537	26.269	21.455	1'35.870	267,3	10:24'17.913
3	26.475	21.379	25.991	21.295	1'35.140C	265,4	10:25'53.053
4	26.399	21.214	25.772	21.172	1'34.557	267,3	10:27'27.610
5	26.177	21.190	25.704	21.174	1'34.245	271,4	10:29'01.855
6	28.282	22.815	26.545	33.665	1'51.307CP	266,0	10:30'53.162
7	13'08.154	22.941	28.394	22.228	14'21.717P	226,4	10:45'14.879
8	26.398	21.414	25.809	21.276	1'34.897	268,0	10:46'49.776
9	30.100	21.566	25.842	21.243	1'38.751C	270,7	10:48'28.527
10	26.438	21.247	25.895	21.212	1'34.792	268,7	10:50'03.319
11	26.498	21.256	25.719	21.186	1'34.659	270,0	10:51'37.978
12	28.776	22.957	26.763	33.128	1'51.624P	264,1	10:53'29.602
13	6'19.846	22.697	26.849	21.737	7'31.129P	263,4	11:01'00.731
14	26.628	21.588	25.953	21.404	1'35.573	267,3	11:02'36.304
15	29.006	22.155	26.298	21.604	1'39.063	262,1	11:04'15.367
16	26.812	22.425	27.835	32.921	1'49.993P	259,6	11:06'05.360
17	3'13.478	22.340	26.585	21.979	4'24.382P	264,1	11:10'29.742
18	26.668	21.564	26.033	21.457	1'35.722	266,7	11:12'05.464
19	26.882	21.635	26.184	21.490	1'36.191C	267,3	11:13'41.655
20	26.804	21.875	26.211	21.611	1'36.501C	271,4	11:15'18.156

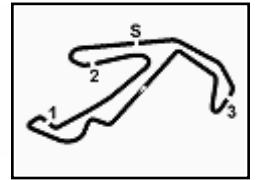
5° 29 A. IANNONE [1'34.320]							
Lap	Seg1	Seg2	Seg3	Seg4	Lap Time	km/h	Local Time
1							
2	46.857	23.076	27.467	22.691	2'00.091P	262,1	10:21'55.873
3	32.794	22.754	26.580	21.408	1'43.536C	270,0	10:23'39.409
4	26.782	21.331	26.005	21.372	1'35.490	273,4	10:25'14.899
5	26.492	21.146	25.824	21.045	1'34.507	274,1	10:26'49.406
6	26.483	21.237	25.944	21.059	1'34.723	272,7	10:28'24.129
7	33.183	21.503	25.798	21.151	1'41.635C	275,5	10:30'05.764
8	26.532	21.603	27.138	11'45.940	13'01.213P	274,1	10:43'06.977
9	44.212	22.067	26.212	21.208	1'53.699P	268,7	10:45'00.676
10	27.482	21.537	25.816	21.070	1'35.905C	270,7	10:46'36.581
11	26.354	21.159	25.745	21.062	1'34.320	270,7	10:48'10.901
12	26.422	21.180	25.977	21.081	1'34.660	272,7	10:49'45.561
13	28.184	22.287	27.575	5'20.955	6'39.001CP	254,1	10:56'24.562
14	42.647	21.610	25.792	21.065	1'51.114CP	272,0	10:58'15.676
15	26.491	21.234	25.694	21.036	1'34.455	271,4	10:59'50.131
16	32.588	21.987	28.026	21.348	1'43.949C	246,0	11:01'34.080
17	26.480	21.200	25.789	21.013	1'34.482	272,0	11:03'08.562
18	26.484	21.217	25.794	21.058	1'34.553	271,4	11:04'43.115
19	36.915	22.262	27.395	22.778	1'49.350C	264,1	11:06'32.465
20	26.578	21.284	26.045	31.054	1'44.961	270,7	11:08'17.426
21	26.527	21.298	25.840	21.109	1'34.774	270,7	11:09'52.200
22	26.494	21.255	25.805	21.194	1'34.748	272,0	11:11'26.948
23	26.499	21.192	25.824	21.038	1'34.553	273,4	11:13'01.501
24	26.504	21.175	25.851	21.088	1'34.618C	270,7	11:14'36.119
25	27.992	21.597	28.288	23.195	1'41.072	236,3	11:16'17.191

6° 1 A. BAUTISTA [1'34.323]							
Lap	Seg1	Seg2	Seg3	Seg4	Lap Time	km/h	Local Time
1							
2	43.546	22.918	27.206	22.055	1'55.725P	272,7	10:22'10.571

14/06/2024 P = Pits In/Out - C = Lap Time Cancelled

These data/results cannot be reproduced, stored and/or transmitted in whole or in part by any manner of electronic, mechanical, photocopying, recording, broadcasting or otherwise now known or herein after developed without the previous express consent by the copyright owner, except for reproduction in daily press and regular printed publications on sale to the public within 60 days of the event related to those data/results and always provided that copyright symbol appears together as follows below.

© DORNA WSBK ORGANIZATION Srl 2024



Pirelli Emilia-Romagna Round, 14-16 June 2024

Chronological Analysis Free Practice 1st Session

Misano Circuit Sic 58 4.226 m

2 / 5

3	26.721	21.406	25.814	21.296	1'35.237	274,1	10:23'45.808
4	26.504	21.350	25.740	21.378	1'34.972	274,1	10:25'20.780
5	26.473	21.100	25.784	21.278	1'34.635	275,5	10:26'55.415
6	26.457	21.217	25.794	21.255	1'34.723	273,4	10:28'30.138
7	26.574	21.628	25.798	21.318	1'35.318	273,4	10:30'05.456
8	26.532	21.727	27.078	10'26.048	11'41.385P	265,4	10:41'46.841
9	44.656	22.356	26.322	21.423	1'54.757P	272,7	10:43'41.598
10	26.537	21.255	25.600	21.200	1'34.592	276,2	10:45'16.190
11	26.559	21.242	25.633	21.328	1'34.762	279,1	10:46'50.952
12	26.806	21.222	25.827	21.257	1'35.112	274,8	10:48'26.064
13	26.604	21.109	25.750	21.280	1'34.743	274,1	10:50'00.807
14	31.514	21.870	27.006	6'22.755	7'43.145P	268,0	10:57'43.952
15	47.948	21.945	25.969	21.461	1'57.323P	272,7	10:59'41.275
16	26.454	21.276	25.536	21.355	1'34.621	275,5	11:01'15.896
17	26.447	21.150	25.622	21.227	1'34.446	276,9	11:02'50.342
18	26.562	21.247	27.815	21.230	1'36.854	268,7	11:04'27.196
19	26.468	21.142	25.538	21.175	1'34.323	276,9	11:06'01.519
20	26.524	21.253	25.852	21.284	1'34.913	276,9	11:07'36.432
21	26.465	21.179	25.554	21.250	1'34.448	276,9	11:09'10.880
22	26.468	21.176	25.772	21.252	1'34.668	275,5	11:10'45.548
23	26.518	21.319	25.700	21.237	1'34.774	274,1	11:12'20.322
24	29.026	22.975	27.013	21.352	1'40.366	269,3	11:14'00.688
25	26.628	21.206	25.898	21.296	1'35.028	274,8	11:15'35.716

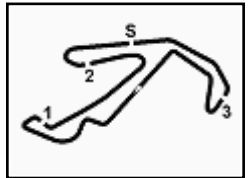
9°								87 R. GARDNER (1'34.462)			
Lap	Seg1	Seg2	Seg3	Seg4	Lap Time	km/h	Local Time				
1											
2	43.526	22.887	27.953	23.775	1'58.141P	262,1	10:22'11.336				
3	26.786	21.602	25.644	21.161	1'35.193	270,7	10:23'46.529				
4	26.320	21.512	25.532	21.200	1'34.564	271,4	10:25'21.093				
5	28.898	22.225	26.791	23.267	1'41.181	264,7	10:27'02.274				
6	26.340	21.359	25.643	21.120	1'34.462	268,7	10:28'36.736				
7	26.439	21.389	25.672	21.217	1'34.717	267,3	10:30'11.453				
8	26.352	25.006	30.861	15'10.544	16'32.763P	227,4	10:46'44.216				
9	46.759	23.232	27.129	22.639	1'59.759P	264,1	10:48'43.975				
10	26.503	21.463	25.723	21.571	1'35.260	266,0	10:50'19.235				
11	26.443	21.443	25.680	21.244	1'34.810	265,4	10:51'54.045				
12	26.428	21.411	26.681	21.310	1'35.830	266,7	10:53'29.875				
13	26.490	21.419	25.678	21.215	1'34.802	269,3	10:55'04.677				
14	26.409	21.357	25.610	21.299	1'34.675	266,0	10:56'39.352				
15	26.424	21.403	25.665	21.232	1'34.724C	266,0	10:58'14.076				
16	26.440	21.392	25.604	21.234	1'34.670	266,0	10:59'48.746				
17	32.549	25.735	28.914	25.918	1'53.116	250,6	11:01'41.862				
18	26.537	21.426	25.681	21.212	1'34.856	268,0	11:03'16.718				
19	26.508	21.342	25.611	21.357	1'34.818	267,3	11:04'51.536				
20	27.930	22.263	26.949	5'10.201	6'27.343P	264,7	11:11'18.879				
21	45.410	22.228	26.209	22.066	1'55.913P	267,3	11:13'14.792				
22	26.719	21.622	25.966	21.434	1'35.741	266,0	11:14'50.533				
23	26.636	21.422	26.346	21.436	1'35.840	266,7	11:16'26.373				

7°								60 M. VAN DER MARK (1'34.436)			
Lap	Seg1	Seg2	Seg3	Seg4	Lap Time	km/h	Local Time				
1		24.194	28.175	22.242		247,7					
2	27.154	21.842	26.203	21.528	1'36.727	268,0	10:23'33.049				
3	26.635	21.442	25.856	21.320	1'35.253	267,3	10:25'08.302				
4	26.532	21.309	25.751	21.250	1'34.842	266,7	10:26'43.144				
5	26.547	21.228	25.768	21.502	1'35.045	268,7	10:28'18.189				
6	26.398	21.254	25.641	21.265	1'34.558	269,3	10:29'52.747				
7	30.792	21.538	27.668	36.147	1'56.145CP	266,0	10:31'48.892				
8	9'53.336	22.608	27.587	32.840	11'16.371P	221,3	10:43'05.263				
9	3'49.178	21.653	26.111	31.978	5'08.920P	269,3	10:48'14.183				
10	2'02.597	23.691	26.678	21.181	3'14.147P	274,8	10:51'28.330				
11	26.413	21.245	25.653	21.222	1'34.533	270,7	10:53'02.863				
12	26.496	21.218	25.678	21.304	1'34.696	271,4	10:54'37.559				
13	26.380	21.280	25.763	21.299	1'34.722	268,7	10:56'12.281				
14	55.267	22.675	29.293	32.619	2'19.854CP	178,2	10:58'32.135				
15	9'00.454	21.739	25.777	21.337	10'09.307P	269,3	11:08'41.442				
16	26.333	21.133	25.590	21.380	1'34.436	268,7	11:10'15.878				
17	26.328	21.231	31.308	21.522	1'40.389	262,1	11:11'56.267				
18	26.543	21.212	25.816	21.339	1'34.910	274,8	11:13'31.177				
19	26.563	21.210	25.650	21.347	1'34.770	274,1	11:15'05.947				

10°								51 M. PIRRO (1'34.515)			
Lap	Seg1	Seg2	Seg3	Seg4	Lap Time	km/h	Local Time				
1											
2	47.879	23.735	27.498	22.276	2'01.388P	267,3	10:22'53.749				
3	27.095	21.910	26.508	21.618	1'37.131	269,3	10:24'30.880				
4	26.777	21.540	26.128	21.490	1'35.935	270,7	10:26'06.815				
5	26.585	21.336	26.213	21.256	1'35.390	270,0	10:27'42.205				
6	26.554	21.233	26.155	21.167	1'35.109	270,7	10:29'17.314				
7	26.547	21.436	30.832	11'37.884	12'56.699P	228,3	10:42'14.013				
8	43.787	22.229	26.581	21.541	1'54.138P	268,0	10:44'08.151				
9	26.629	21.461	25.975	21.384	1'35.449	270,7	10:45'43.600				
10	26.794	21.395	26.188	21.280	1'35.657	270,0	10:47'19.257				
11	26.604	21.277	26.302	21.350	1'35.533		10:48'54.790				
12	27.294	22.682	27.110	8'08.196	9'25.282P	262,1	10:58'20.072				
13	44.232	21.985	26.525	21.423	1'54.165P	268,0	11:00'14.237				
14	26.345	21.257	25.827	21.086	1'34.515	270,7	11:01'48.752				
15	26.429	21.158	26.030	21.246	1'34.863	271,4	11:03'23.615				
16	26.473	21.221	26.146	7'05.078	8'18.918P	272,0	11:11'42.533				
17	44.943	22.004	26.548	21.608	1'55.103P	268,0	11:13'37.636				
18	26.913	21.536	26.120	21.311	1'35.880	270,7	11:15'13.516				

8°								65 J. REA (1'34.462)			
Lap	Seg1	Seg2	Seg3	Seg4	Lap Time	km/h	Local Time				
1											
2	43.928	22.853	27.186	22.128	1'56.095P	270,0	10:22'10.898				
3	26.673	21.454	25.741	21.307	1'35.175	270,0	10:23'46.073				
4	26.426	21.390	25.752	21.402	1'34.970	272,0	10:25'21.043				
5	26.473	21.388	25.721	21.318	1'34.900	270,7	10:26'55.943				
6	26.434	21.327	25.681	21.325	1'34.767	270,0	10:28'30.710				
7	26.367	21.516	25.845	21.307	1'35.035	269,3	10:30'05.745				
8	28.940	24.765	29.034	9'35.051	10'57.790P	242,7	10:41'03.535				
9	42.388	21.766	26.594	21.681	1'52.429P	267,3	10:42'55.964				
10	26.366	21.220	25.666	21.258	1'34.510	266,7	10:44'30.474				
11	29.546	21.589	26.214	21.490	1'38.839	268,7	10:46'09.313				
12	26.342	21.208	25.745	21.167	1'34.462	267,3	10:47'43.775				
13	26.403	21.254	25.823	21.227	1'34.707	266,7	10:49'18.482				
14	29.455	21.909	26.658	5'52.873	7'10.895P	266,0	10:56'29.377				
15	41.580	21.668	26.364	21.573	1'51.185P	266,0	10:58'20.562				

11°								7 I. LECUDNA (1'34.544)			
Lap	Seg1	Seg2	Seg3	Seg4	Lap Time	km/h	Local Time				
1			22.521	26.699	21.831		268,0				
2	27.007	21.712	26.269	21.338	1'36.326	271,4	10:23'33.179				
3	26.639	21.501	25.969	21.188	1'35.297	268,7	10:25'08.476				
4	26.554	21.335	26.001	21.418	1'35.308	269,3	10:26'43.784				
5	26.492	21.314	25.803	21.217	1'34.826	269,3	10:28'18.610				
6	26.331	21.290	25.821	21.272							



Pirelli Emilia-Romagna Round, 14-16 June 2024
Chronological Analysis Free Practice 1st Session

Misano Circuit Sic 58 4.226 m

3 / 5

7	27.988	21.742	29.290	37.469	1'56.489CP	244,3	10:31'49.813	18	26.585	21.327	25.688	21.319	1'34.919	269,3	11:07'38.516
8	12'36.273	21.853	26.134	21.234	1'34.5.494P	264,7	10:45'35.307	19	26.556	21.580	25.788	21.440	1'35.364	267,3	11:09'13.880
9	26.457	21.332	25.742	21.226	1'34.757	266,0	10:47'10.064	20	26.928	21.483	26.097	21.703	1'36.211	266,7	11:10'50.091
10	26.504	22.075	26.326	21.308	1'36.213	263,4	10:48'46.277	21	26.522	21.541	25.885	21.428	1'35.376	267,3	11:12'25.467
11	26.551	21.306	25.772	21.168	1'34.797	268,7	10:50'21.074	22	31.290	24.057	26.433	21.546	1'43.326	270,0	11:14'08.793
12	28.370	21.610	25.749	33.987	1'49.716CP	265,4	10:52'10.790	23	26.669	21.469	25.963	21.408	1'35.509	266,7	11:15'44.302
13	6'33.904	21.854	26.214	23.126	7'45.098P	264,7	10:59'55.888								
14	26.402	21.457	25.746	21.139	1'34.744C	266,7	11:01'30.632								
15	26.438	21.269	25.662	21.175	1'34.544	267,3	11:03'05.176								
16	26.472	21.309	33.544	21.328	1'42.653C	216,9	11:04'47.829								
17	26.511	21.323	25.769	21.111	1'34.714	266,7	11:06'22.543								
18	30.786	22.082	26.033	34.006	1'52.907CP	266,7	11:08'15.450								
19	2'30.327	21.731	26.361	21.486	3'39.905P	269,3	11:11'55.355								
20	26.411	21.239	25.821	21.191	1'34.662	267,3	11:13'30.017								
21	26.382	21.474	25.684	21.184	1'34.724	268,0	11:15'04.741								

12° 55 A. LOCATELLI [1'34.612]

Lap	Seg1	Seg2	Seg3	Seg4	Lap Time	km/h	Local Time
1							
2	46.078	22.926	27.536	22.934	1'59.474P	268,0	10:22'12.429
3	26.722	21.535	25.725	21.277	1'35.259	268,7	10:23'47.688
4	26.393	21.386	25.680	21.283	1'34.742	269,3	10:25'22.430
5	26.563	21.381	25.696	24.816	1'38.456	270,0	10:27'00.886
6	28.986	21.518	25.913	21.404	1'37.821	268,0	10:28'38.707
7	26.356	21.330	26.596	21.426	1'35.708	268,7	10:30'14.415
8	26.305	22.337	30.906	9'48.935	11'08.483P	214,3	10:41'22.898
9	41.674	22.154	26.180	21.492	1'51.500P	262,8	10:43'14.398
10	26.325	21.352	25.713	21.222	1'34.612	266,7	10:44'49.010
11	26.348	21.399	25.703	21.214	1'34.664	267,3	10:46'23.674
12	26.344	21.499	26.387	21.757	1'35.987	270,7	10:47'59.661
13	26.388	21.272	25.827	21.241	1'34.728	267,3	10:49'34.389
14	27.513	23.341	26.326	7'18.445	8'35.625P	265,4	10:58'10.014
15	44.284	21.680	25.842	21.366	1'53.172P	266,0	11:00'03.186
16	26.551	21.699	26.578	21.487	1'36.315	264,7	11:01'39.501
17	26.469	21.353	25.739	21.272	1'34.833	267,3	11:03'14.334
18	26.385	21.229	25.746	21.387	1'34.747	268,7	11:04'49.081
19	26.483	21.238	25.815	21.305	1'34.841	266,0	11:06'23.922
20	26.509	24.780	29.688	30.211	1'51.188	230,3	11:08'15.110
21	26.660	21.414	25.927	21.357	1'35.358C	265,4	11:09'50.468
22	26.399	21.380	25.840	21.307	1'34.926	267,3	11:11'25.394
23	26.379	21.323	25.802	21.254	1'34.758	267,3	11:13'00.152
24	26.509	21.727	27.047	21.408	1'36.691	250,0	11:14'36.843
25	26.574	21.260	26.288	21.446	1'35.568	267,3	11:16'12.411

13° 77 D. AEGERTER [1'34.751]

Lap	Seg1	Seg2	Seg3	Seg4	Lap Time	km/h	Local Time
1							
2	48.417	23.552	28.094	22.444	2'02.507P	260,2	10:22'26.167
3	27.234	21.652	25.974	21.368	1'36.228	265,4	10:24'02.395
4	26.530	21.402	25.733	21.113	1'34.778	267,3	10:25'37.173
5	26.617	21.460	26.130	21.281	1'35.488	270,7	10:27'12.661
6	26.540	21.350	25.803	21.240	1'34.933	267,3	10:28'47.594
7	26.497	21.291	25.788	21.175	1'34.751	268,7	10:30'22.345
8	26.516	24.814	28.835	9'55.710	11'15.875P	257,8	10:41'38.220
9	48.947	24.762	28.536	22.057	2'04.302P	246,0	10:43'42.522
10	26.718	21.455	25.586	21.246	1'35.005	270,7	10:45'17.527
11	26.573	21.349	25.672	21.241	1'34.835	270,0	10:46'52.362
12	26.672	21.263	25.784	21.343	1'35.062	270,7	10:48'27.424
13	26.631	21.225	25.916	21.207	1'34.979	270,0	10:50'02.403
14	26.624	21.212	25.769	21.324	1'34.929	267,3	10:51'37.332
15	29.912	22.622	27.135	9'28.971	10'48.640P	264,1	11:02'25.972
16	46.948	24.589	29.257	21.546	2'02.340P	257,1	11:04'28.312
17	26.815	21.457	25.690	21.323	1'35.285	268,7	11:06'03.597

14° 9 D. PETRUCCI [1'34.857]

Lap	Seg1	Seg2	Seg3	Seg4	Lap Time	km/h	Local Time
1							
2	46.278	22.816	27.017	23.291	1'59.402P	268,0	10:23'07.605
3	27.092	21.545	26.193	21.532	1'36.362	270,0	10:24'43.967
4	26.745	21.283	26.004	21.416	1'35.448	270,0	10:26'19.415
5	26.609	21.339	26.167	21.379	1'35.494	268,0	10:27'54.909
6	29.209	22.328	27.933	25.931	1'45.401	264,1	10:29'40.310
7	26.616	21.260	25.882	10'47.171	12'00.929P	272,0	10:41'41.239
8	46.094	23.035	28.054	23.616	2'00.799P	254,1	10:43'42.038
9	26.692	21.268	25.775	21.225	1'34.960	273,4	10:45'16.998
10	26.725	21.209	25.842	21.176	1'34.952	272,7	10:46'51.950
11	26.590	21.175	25.861	21.231	1'34.857	272,7	10:48'26.807
12	26.599	21.227	25.911	21.299	1'35.036	272,7	10:50'01.843
13	29.513	23.216	27.142	9'09.882	10'29.753P	268,0	11:00'31.596
14	44.700	23.269	28.036	22.901	1'58.906P	263,4	11:02'30.502
15	26.658	21.438	25.995	21.386	1'35.477	270,0	11:04'05.979
16	26.588	21.301	25.917	21.452	1'35.258C	270,0	11:05'41.237
17	31.871	23.628	30.063	28.336	1'53.898C	254,1	11:07'35.135
18	26.705	21.265	26.274	22.445	1'36.689C	272,7	11:09'11.824
19	26.675	21.218	25.905	21.314	1'35.112	274,1	11:10'46.936
20	30.484	23.351	28.150	22.802	1'44.787	264,7	11:12'31.723
21	26.614	21.263	25.922	21.232	1'35.031	272,7	11:14'06.754
22	26.575	21.250	25.943	21.307	1'35.075	270,7	11:15'41.829

15° 21 M. RINALDI [1'34.910]

Lap	Seg1	Seg2	Seg3	Seg4	Lap Time	km/h	Local Time
1							
2	44.078	26.268	26.991	21.989	1'59.326P	268,0	10:22'37.423
3	27.070	21.923	26.072	21.632	1'36.697	269,3	10:24'14.120
4	26.645	21.687	25.872	21.310	1'35.514	271,4	10:25'49.634
5	26.625	21.573	25.915	21.375	1'35.488	270,7	10:27'25.122
6	26.448	21.480	25.998	21.315	1'35.241	270,7	10:29'00.363
7	27.142	21.545	25.978	21.206	1'35.871	270,7	10:30'36.234
8	26.676	32.196	29.779	9'24.345	10'52.996P	254,7	10:41'29.230
9	42.756	22.258	26.594	21.629	1'53.237P	268,7	10:43'22.467
10	26.569	21.513	25.986	21.286	1'35.354	271,4	10:44'57.821
11	26.640	21.486	25.948	21.251	1'35.325	270,7	10:46'33.146
12	26.603	21.454	25.961	21.315	1'35.333	271,4	10:48'08.479
13	26.606	21.328	25.904	21.234	1'35.072	271,4	10:49'43.551
14	26.569	21.458	25.963	21.293	1'35.283	272,0	10:51'18.834
15	26.499	21.356	25.896	21.307	1'35.058	271,4	10:52'53.892
16	28.810	23.637	32.808	11'31.815	12'57.070P	139,2	11:05'50.962
17	44.358	22.108	26.521	21.525	1'54.512P	268,0	11:07'45.474
18	26.747	21.454	26.164	21.267	1'35.632	270,0	11:09'21.106
19	26.756	21.379	25.909	21.221	1'35.265	270,0	11:10'56.371
20	26.536	21.334	25.885	21.161	1'34.916	271,4	11:12'31.287
21	26.530	21.220	25.954	21.206	1'34.910	271,4	11:14'06.197
22	31.037	24.601	27.410	21.931	1'44.979C	270,0	11:15'51.176

16° 14 S. LOWES [1'34.914]

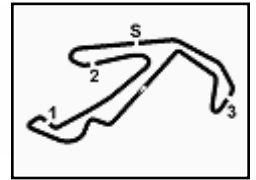
Lap	Seg1	Seg2	Seg3	Seg4	Lap Time	km/h	Local Time
1							
2	57.929	24.449	27.481	21.561	2'11.420P	263,4	10:22'47.487
3	27.074	21.637	25.857	21.237	1'35.805	270,0	10:24'23.292
4	32.857	26.329	26.601	21.787	1'47.574C	269,3	10:26'10.866

14/06/2024 P = Pits In/Dut - C = Lap Time Cancelled

These data/results cannot be reproduced, stored and/or transmitted in whole or in part by any manner of electronic, mechanical, photocopying, recording, broadcasting or otherwise now known or herein after developed without the previous express consent by the copyright owner, except for reproduction in daily press and regular printed publications on sale to the public within 60 days of the event related to those data/results and always provided that copyright symbol appears together as follows below.

© DORNA WSBK ORGANIZATION Srl 2024





Misano Circuit Sic 58 4.226 m

5 / 5

7	30.326	21.674	26.031	21.445	1'39.476C	265,4	10:30'01.871	16	27.153	24.624	26.935	36.446	1'55.158P	260,2	11:09'32.547
8	29.269							17	3'27.460	22.649	27.058	21.967	4'39.134P	259,6	11:14'11.681
								18	27.412	22.217	27.134	22.063	1'38.826	258,4	11:15'50.507

22° 95 T. MACKENZIE [1'35.930]

Lap	Seg1	Seg2	Seg3	Seg4	Lap Time	km/h	Local Time
1		22.947	27.632	23.306		262,1	
2	29.397	21.938	26.540	21.716	1'39.591	270,7	10:24'04.287
3	27.034	21.795	26.492	21.632	1'36.953	268,0	10:25'41.240
4	26.789	21.772	26.295	21.790	1'36.646	266,0	10:27'17.886
5	26.865	21.820	26.098	21.674	1'36.457	266,7	10:28'54.343
6	26.706	21.582	26.272	21.600	1'36.160	267,3	10:30'30.503
7	34.894	36.004	30.731	37.258	2'18.887CP	220,0	10:32'49.390
8	11'22.056	22.335	26.901	22.374	12'33.666P	267,3	10:45'23.056
9	29.610	25.532	27.983	35.889	1'59.014CP	259,6	10:47'22.070
10	6'37.260	22.323	26.678	22.397	7'48.658P	264,7	10:55'10.728
11	27.314	21.995	26.428	34.803	1'50.540P	266,0	10:57'01.268
12	3'31.132	22.417	26.869	21.804	4'42.222P	265,4	11:01'43.490
13	32.666	21.985	26.462	21.672	1'42.785C	269,3	11:03'26.275
14	26.735	21.553	26.132	21.594	1'36.014	272,0	11:05'02.289
15	28.475	21.553	25.899	22.516	1'38.443C	271,4	11:06'40.732
16	26.799	21.561	25.975	21.595	1'35.930	268,0	11:08'16.662
17	26.737	21.638	26.383	21.560	1'36.318	268,7	11:09'52.980
18	28.815	23.433	32.881	37.192	2'02.321P	170,6	11:11'55.301

23° 28 B. RAY [1'36.823]

Lap	Seg1	Seg2	Seg3	Seg4	Lap Time	km/h	Local Time
1							
2	44.895	23.846	28.950	24.049	2'01.740P	257,8	10:22'10.921
3	31.552	23.198	28.121	22.271	1'45.142	263,4	10:23'56.063
4	28.309	22.279	26.966	22.040	1'39.594	263,4	10:25'35.657
5	27.173	21.883	26.629	21.900	1'37.585	263,4	10:27'13.242
6	26.916	21.738	26.471	21.698	1'36.823	266,0	10:28'50.065
7	27.586	22.195	27.098	10'57.676	12'14.555P	264,1	10:41'04.620
8	44.392	23.465	27.348	22.468	1'57.673P	261,5	10:43'02.293
9	27.531	22.385	27.159	22.202	1'39.277	263,4	10:44'41.570
10	29.977	22.883	30.360	4'57.521	6'20.741P	208,5	10:51'02.311
11	49.466	25.648	27.231	22.149	2'04.494P	264,7	10:53'06.805
12	27.036	21.981	26.481	21.674	1'37.172	263,4	10:54'43.977
13	27.032	21.787	28.173	22.617	1'39.609	265,4	10:56'23.586
14	26.943	21.810	26.450	21.517	1'36.720C	266,0	10:58'00.306
15	26.891	21.867	26.435	21.668	1'36.861	265,4	10:59'37.167
16	33.178	22.504	27.681	9'41.882	11'05.245CP	260,9	11:10'42.412
17	43.343	22.949	27.006	22.120	1'55.418P	262,8	11:12'37.830
18	27.480	22.192	26.510	21.559	1'37.741	266,0	11:14'15.571
19	27.115	21.913	26.434	21.861	1'37.323	266,7	11:15'52.894

24° 27 A. NORRODIN [1'37.399]

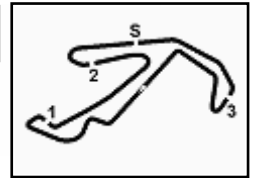
Lap	Seg1	Seg2	Seg3	Seg4	Lap Time	km/h	Local Time
1		23.149	27.208	21.979		262,8	
2	27.327	22.348	26.838	21.730	1'38.243	259,6	10:23'36.841
3	27.421	22.159	26.672	22.033	1'38.285C	256,5	10:25'15.126
4	26.931	21.930	26.607	21.931	1'37.399	262,1	10:26'52.525
5	30.530	22.097	26.791	21.982	1'41.400C	261,5	10:28'33.925
6	30.133	22.120	26.675	36.670	1'55.598CP	260,2	10:30'29.523
7	12'58.598	24.451	27.170	22.377	14'12.596P	260,2	10:44'42.119
8	27.380	22.532	26.942	22.201	1'39.055C	260,2	10:46'21.174
9	27.374	22.557	27.006	22.144	1'39.081	261,5	10:48'00.255
10	26.998	22.254	26.581	21.802	1'37.635	264,1	10:49'37.890
11	27.191	23.952	27.210	35.869	1'54.222P	260,2	10:51'32.112
12	9'56.470	22.364	27.058	22.178	11'08.070P	257,8	11:02'40.182
13	27.389	22.297	27.047	22.191	1'38.924	259,6	11:04'19.106
14	27.573	22.358	27.287	22.234	1'39.452	252,9	11:05'58.558
15	27.313	22.417	27.106	21.995	1'38.831	261,5	11:07'37.389

14/06/2024 P = Pits In/Out - C = Lap Time Cancelled

These data/results cannot be reproduced, stored and/or transmitted in whole or in part by any manner of electronic, mechanical, photocopying, recording, broadcasting or otherwise now known or herein after developed without the previous express consent by the copyright owner, except for reproduction in daily press and regular printed publications on sale to the public within 60 days of the event related to those data/results and always provided that copyright symbol appears together as follows below.

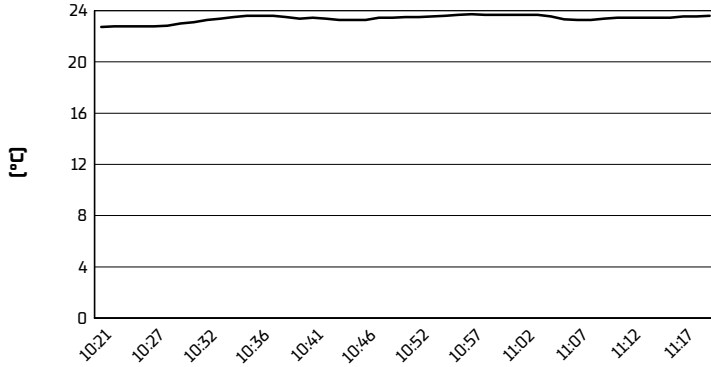
© DORNA WSBK ORGANIZATION Srl 2024



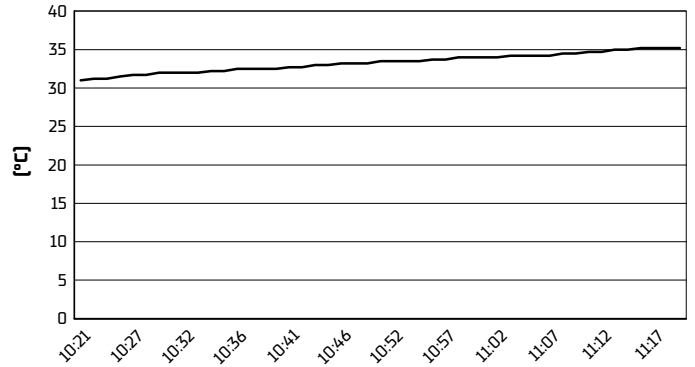


Pirelli Emilia-Romagna Round, 14-16 June 2024
Weather Report Free Practice 1st Session
Session started 10:20 - Session ended 11:20

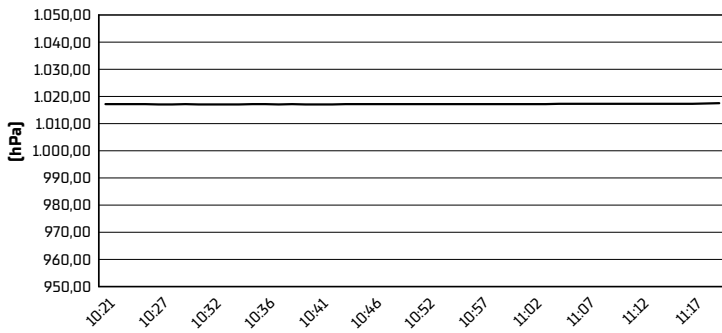
Air Temperature



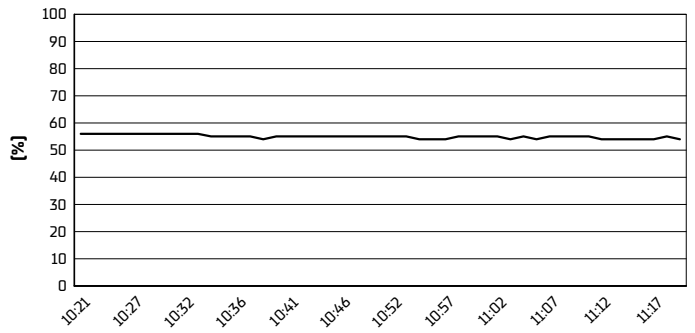
Track Temperature



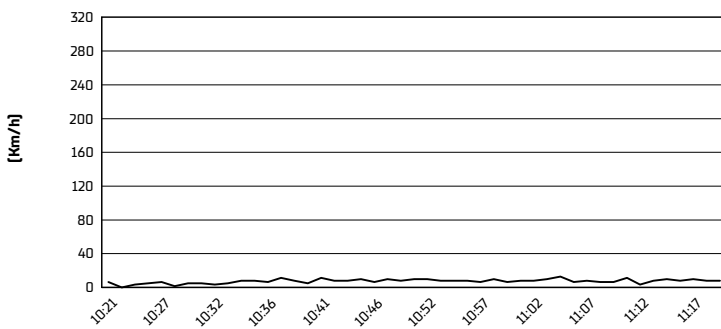
Air Pressure



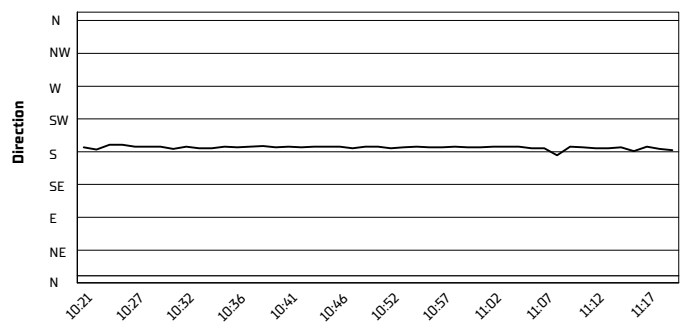
Humidity



Wind Speed



Wind Direction



14/06/2024

These data/results cannot be reproduced, stored and/or transmitted in whole or in part by any manner of electronic, mechanical, photocopying, recording, broadcasting or otherwise now known or herein after developed without the previous express consent by the copyright owner, except for reproduction in daily press and regular printed publications on sale to the public within 60 days of the event related to those data/results and always provided that copyright symbol appears together as follows below.

© DORNA WSBK ORGANIZATION Srl 2024