

Pirelli Emilia-Romagna Round, 14-16 June 2024

Results Free Practice 3rd Session

No.	Rider	Nat	Team	Bike	Class	Time	Gap	Rel.	Laps	Speed	
										Avg	Max
1	11 N. BULEGA	ITA	Aruba.it Racing - Ducati	Ducati Panigale V4R		1'33.114			10	163,387	277,6
2	1 A. BAUTISTA	ESP	Aruba.it Racing - Ducati	Ducati Panigale V4R		1'33.125	0.011	0.011	11	163,368	280,5
3	87 R. GARDNER	AUS	GYTR GRT Yamaha WorldSBK Team	Yamaha YZF R1		1'33.332	0.218	0.207	10	163,005	271,4
4	29 A. IANNONE	ITA	Team GoEleven	Ducati Panigale V4R	IND	1'33.343	0.229	0.011	11	162,986	277,6
5	54 T. RAZGATLIOGLU	TUR	ROKIT BMW Motorrad WorldSBK Team	BMW M1000 RR		1'33.369	0.255	0.026	9	162,941	276,2
6	77 D. AEGERTER	SUI	GYTR GRT Yamaha WorldSBK Team	Yamaha YZF R1		1'33.571	0.457	0.202	10	162,589	271,4
7	31 G. GERLOFF	USA	Bonovo Action BMW	BMW M1000 RR		1'33.619	0.505	0.048	10	162,505	275,5
8	22 A. LOWES	GBR	Kawasaki Racing Team WorldSBK	Kawasaki ZX-10RR		1'33.886	0.772	0.267	8	162,043	273,4
9	60 M. VAN DER MARK	NED	ROKIT BMW Motorrad WorldSBK Team	BMW M1000 RR		1'34.015	0.901	0.129	11	161,821	274,8
10	14 S. LOWES	GBR	ELF Marc VDS Racing Team	Ducati Panigale V4R	IND	1'34.036	0.922	0.021	12	161,785	273,4
11	7 I. LECUONA	ESP	Team HRC	Honda CBR1000 RR-R		1'34.054	0.940	0.018	10	161,754	272,0
12	47 A. BASSANI	ITA	Kawasaki Racing Team WorldSBK	Kawasaki ZX-10RR		1'34.061	0.947	0.007	9	161,742	274,1
13	9 D. PETRUCCI	ITA	Barni Spark Racing Team	Ducati Panigale V4R	IND	1'34.086	0.972	0.025	8	161,699	277,6
14	97 X. VIERGE	ESP	Team HRC	Honda CBR1000 RR-R		1'34.122	1.008	0.036	10	161,637	274,1
15	21 M. RINALDI	ITA	Team Motocorsa Racing	Ducati Panigale V4R	IND	1'34.137	1.023	0.015	12	161,611	275,5
16	55 A. LOCATELLI	ITA	Pata Prometeon Yamaha	Yamaha YZF R1		1'34.267	1.153	0.130	10	161,388	274,8
17	65 J. REA	GBR	Pata Prometeon Yamaha	Yamaha YZF R1		1'34.310	1.196	0.043	8	161,315	270,7
18	53 T. RABAT	ESP	Kawasaki Puccetti Racing	Kawasaki ZX-10RR	IND	1'34.484	1.370	0.174	9	161,018	274,8
19	51 M. PIRRO	ITA	Aruba.it Racing - Ducati	Ducati Panigale V4R		1'34.568	1.454	0.084	8	160,875	275,5
20	5 P. OETTL	GER	GMT94 Yamaha	Yamaha YZF R1	IND	1'34.675	1.561	0.107	10	160,693	266,7
21	45 S. REDDING	GBR	Bonovo Action BMW	BMW M1000 RR		1'34.943	1.829	0.268	10	160,239	272,7
22	95 T. MACKENZIE	GBR	PETRONAS MIE Racing Honda	Honda CBR1000 RR-R	IND	1'35.174	2.060	0.231	9	159,850	270,7
23	28 B. RAY	GBR	Yamaha Motoxracing WorldSBK Team	Yamaha YZF R1	IND	1'35.267	2.153	0.093	9	159,694	268,0
24	27 A. NORRODIN	MAS	PETRONAS MIE Racing Honda	Honda CBR1000 RR-R	IND	1'36.896	3.782	1.629	10	157,010	266,7

Qualifying Lap Time [105% of 1'33.114]: **1'37.770**

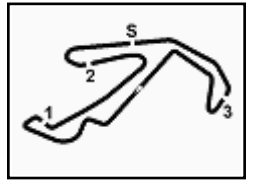
AIR	Humidity:	45%	Temp:	24°C
TRACK	Condition:	Dry	Temp:	27°C

Records	Pole	(SP)	2023	A.Bautista	1'33.017	163,560	Km/h
	Race	(SPRC)	2023	T.Razgatlioglu	1'33.174	163,280	Km/h
	All Times	(SP)	2023	A.Bautista	1'33.017	163,560	Km/h

Start 09:00 End 09:25 The results are provisional until the end of the time limit for protests and appeals and the completion of the technical checks.

These data/results cannot be reproduced, stored and/or transmitted in whole or in part by any manner of electronic, mechanical, photocopying, recording, broadcasting or otherwise now known or herein after developed without the previous express consent by the copyright owner, except for reproduction in daily press and regular printed publications on sale to the public within 60 days of the event related to those data/results and always provided that copyright symbol appears together as follows below.

© DORNA WSBK ORGANIZATION Srl 2024



Pirelli Emilia-Romagna Round, 14-16 June 2024

Results Free Practice 3rd Session

Session Highlights

Local Time	No.	Rider	Description
09.00.00			Start of Session
09.01.32	65	J. REA	#65 On the Gravel - Turn 8
09.01.40	65	J. REA	#65 Rejoined
09.04.14	1	A. BAUTISTA	#1 Lap Cancelled [1'36.165] - Exceeded Track Limits - Turn 11
09.04.41	55	A. LOCATELLI	#55 Lap Cancelled [1'35.826] - Exceeded Track Limits - Turn 11
09.06.47	5	P. OETTL	#5 Current Lap Cancelled - Exceeded Track Limits - Turn 1
09.07.23	53	T. RABAT	#53 Lap Cancelled [1'35.644] - Exceeded Track Limits - Turn 11
09.07.52	54	T. RAZGATLIOGLU	#54 Lap Cancelled [1'34.987] - Exceeded Track Limits - Turn 11
09.07.53	7	I. LECUONA	#7 Racelink GPS not working - must be fixed before superpole
09.08.23	7	I. LECUONA	#7 Lap Cancelled [1'34.037] - Exceeded Track Limits - Turn 11
09.09.10	47	A. BASSANI	#47 Current Lap Cancelled - Exceeded Track Limits - Turn 1
09.09.34	11	N. BULEGA	#11 Current Lap Cancelled - Exceeded Track Limits - Turn 1
09.09.59	47	A. BASSANI	#47 Lap Cancelled [1'34.450] - Exceeded Track Limits - Turn 11
09.10.03	31	G. GERLOFF	#31 Current Lap Cancelled - Exceeded Track Limits - Turn 1
09.10.04	5	P. OETTL	#5 Current Lap Cancelled - Exceeded Track Limits - Turn 1
09.10.43	45	S. REDDING	#45 On the Gravel - Rejoined - Turn 8
09.11.05	51	M. PIRRO	#51 Crashed - Turn 14
09.11.08	47	A. BASSANI	#47 Lap Cancelled [1'36.706] - Exceeded Track Limits - Turn 11
09.11.40	21	M. RINALDI	#21 Lap Cancelled [1'34.054] - Exceeded Track Limits - Turn 11
09.12.34	95	T. MACKENZIE	#95 On Asphalt - Rejoined - Turn 8
09.14.05	45	S. REDDING	#45 Lap Cancelled [1'44.126] - Yellow Flag - Turn 14
09.14.15	31	G. GERLOFF	#31 Lap Cancelled [1'53.050] - Yellow Flag - Turn 14
09.14.20	54	T. RAZGATLIOGLU	#54 Lap Cancelled [1'47.211] - Yellow Flag - Turn 14
09.14.30	95	T. MACKENZIE	#95 Lap Cancelled [1'35.815] - Yellow Flag - Turn 14
09.14.40	1	A. BAUTISTA	#1 Lap Cancelled [4'05.246] - Yellow Flag - Turn 14
09.15.22	95	T. MACKENZIE	#95 Lap Cancelled [1'36.324] - Exceeded Track Limits - Turn 11
09.15.36	14	S. LOWES	#14 Current Lap Cancelled - Exceeded Track Limits - Turn 1
09.15.43	95	T. MACKENZIE	#95 Lap Cancelled [1'36.324] - Exceeded Track Limits - Turn 11
09.15.49	65	J. REA	#65 Lap Cancelled [1'33.755] - Exceeded Track Limits - Turn 11
09.15.51	21	M. RINALDI	#21 Current Lap Cancelled - Exceeded Track Limits - Turn 1
09.16.11	53	T. RABAT	#53 Lap Cancelled [1'34.827] - Exceeded Track Limits - Turn 11
09.16.36	7	I. LECUONA	#7 Lap Cancelled [1'35.236] - Yellow Flag - Turn 14
09.17.51	53	T. RABAT	#53 Lap Cancelled [1'34.816] - Exceeded Track Limits - Turn 11
09.17.56	5	P. OETTL	#5 Lap Cancelled [5'25.355] - Yellow Flag - Turn 14
09.17.57	27	A. NORRODIN	#27 Current Lap Cancelled - Exceeded Track Limits - Turn 1
09.18.02	55	A. LOCATELLI	#55 Lap Cancelled [5'51.176] - Yellow Flag - Turn 14
09.18.20	87	R. GARDNER	#87 Lap Cancelled [1'33.515] - Exceeded Track Limits - Turn 11
09.19.01	60	M. VAN DER MARK	#60 Lap Cancelled [1'33.991] - Exceeded Track Limits - Turn 16
09.19.34	55	A. LOCATELLI	#55 Lap Cancelled [1'55.377] - Exceeded Track Limits - Turn 11
09.20.42	60	M. VAN DER MARK	#60 Lap Cancelled [1'33.991] - Exceeded Track Limits - Turn 16
09.22.39	5	P. OETTL	#5 Lap Cancelled [1'35.001] - Exceeded Track Limits - Turn 11
09.23.37	21	M. RINALDI	#21 Lap Cancelled [1'39.944] - Exceeded Track Limits - Turn 11
09.24.42	55	A. LOCATELLI	#55 Lap Cancelled [1'34.606] - Exceeded Track Limits - Turn 11
09.24.44	7	I. LECUONA	#7 Lap Cancelled [1'34.392] - Exceeded Track Limits - Turn 11
09.24.59	11	N. BULEGA	#11 Lap Cancelled [1'33.570] - Exceeded Track Limits - Turn 11
09.25.49			End of Session

Fastest Laps Sequence

No.	Rider	Nat	Team	Bike	Local Time	Time	Gap	Avg
7	I. LECUONA	ESP	Team HRC	Honda CBR1000 RR-R	09:03'23.148	1'35.427		159,427
60	M. VAN DER MARK	NED	ROKIT BMW Motorrad WorldSBK Team	BMW M1000 RR	09:04'11.049	1'34.557	-0.870	160,893
11	N. BULEGA	ITA	Aruba.it Racing - Ducati	Ducati Panigale V4R	09:04'44.634	1'33.618	-0.939	162,507
11	N. BULEGA	ITA	Aruba.it Racing - Ducati	Ducati Panigale V4R	09:06'17.973	1'33.339	-0.279	162,993
11	N. BULEGA	ITA	Aruba.it Racing - Ducati	Ducati Panigale V4R	09:07'51.087	1'33.114	-0.225	163,387

Start 09:00 End 09:25 The results are provisional until the end of the time limit for protests and appeals and the completion of the technical checks.

These data/results cannot be reproduced, stored and/or transmitted in whole or in part by any manner of electronic, mechanical, photocopying, recording, broadcasting or otherwise now known or herein after developed without the previous express consent by the copyright owner, except for reproduction in daily press and regular printed publications on sale to the public within 60 days of the event related to those data/results and always provided that copyright symbol appears together as follows below.

© DORNA WSBK ORGANIZATION Srl 2024

Pirelli Emilia-Romagna Round, 14-16 June 2024

Free Practices Combined Results

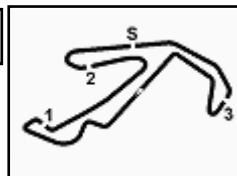
Misano Circuit Sic 58 4.226 m

No.	Rider	Nat	Team	Bike	Class	FP1	FP2	FP3	Time	Gap	Rel.	Avg	LL
1	11 N. BULEGA	ITA	Aruba.it Racing - Ducati	Ducati Panigale V4R		1'34.029	1'33.511	1'33.114	1'33.114			163,387	51
2	1 A. BAUTISTA	ESP	Aruba.it Racing - Ducati	Ducati Panigale V4R		1'34.323	1'33.913	1'33.125	1'33.125	0.011	0.011	163,368	57
3	87 R. GARDNER	AUS	GYTR GRT Yamaha WorldSBK Team	Yamaha YZF R1		1'34.462	1'33.921	1'33.332	1'33.332	0.218	0.207	163,005	50
4	29 A. IANNONE	ITA	Team GoEleven	Ducati Panigale V4R	IND	1'34.320	1'33.960	1'33.343	1'33.343	0.229	0.011	162,986	52
5	54 T. RAZGATLIOGLU	TUR	ROKIT BMW Motorrad WorldSBK Team	BMW M 1000 RR		1'33.448	1'34.221	1'33.369	1'33.369	0.255	0.026	162,941	33
6	77 D. AEGERTER	SUI	GYTR GRT Yamaha WorldSBK Team	Yamaha YZF R1		1'34.751	1'34.384	1'33.571	1'33.571	0.457	0.202	162,589	54
7	31 G. GERLOFF	USA	Bonovo Action BMW	BMW M 1000 RR		1'34.978	1'35.137	1'33.619	1'33.619	0.505	0.048	162,505	48
8	22 A. LOWES	GBR	Kawasaki Racing Team WorldSBK	Kawasaki ZX-10RR		1'34.008	1'34.287	1'33.886	1'33.886	0.772	0.267	162,043	52
9	60 M. VAN DER MARK	NED	ROKIT BMW Motorrad WorldSBK Team	BMW M 1000 RR		1'34.436	1'34.592	1'34.015	1'34.015	0.901	0.129	161,821	51
10	14 S. LOWES	GBR	ELF Marc VDS Racing Team	Ducati Panigale V4R	IND	1'34.914	1'34.382	1'34.036	1'34.036	0.922	0.021	161,785	53
11	7 I. LECUONA	ESP	Team HRC	Honda CBR1000 RR-R		1'34.544	1'34.222	1'34.054	1'34.054	0.940	0.018	161,754	49
12	47 A. BASSANI	ITA	Kawasaki Racing Team WorldSBK	Kawasaki ZX-10RR		1'34.245	1'34.756	1'34.061	1'34.061	0.947	0.007	161,742	50
13	9 D. PETRUCCI	ITA	Barni Spark Racing Team	Ducati Panigale V4R	IND	1'34.857	1'34.476	1'34.086	1'34.086	0.972	0.025	161,699	40
14	97 X. VIERGE	ESP	Team HRC	Honda CBR1000 RR-R		1'35.079	1'34.754	1'34.122	1'34.122	1.008	0.036	161,637	50
15	21 M. RINALDI	ITA	Team Motocorsa Racing	Ducati Panigale V4R	IND	1'34.910	1'34.417	1'34.137	1'34.137	1.023	0.015	161,611	55
16	55 A. LOCATELLI	ITA	Pata Prometeon Yamaha	Yamaha YZF R1		1'34.612	1'34.438	1'34.267	1'34.267	1.153	0.130	161,388	50
17	65 J. REA	GBR	Pata Prometeon Yamaha	Yamaha YZF R1		1'34.462	1'34.544	1'34.310	1'34.310	1.196	0.043	161,315	48
18	53 T. RABAT	ESP	Kawasaki Puccetti Racing	Kawasaki ZX-10RR	IND	1'34.945	1'34.794	1'34.484	1'34.484	1.370	0.174	161,018	51
19	51 M. PIRRO	ITA	Aruba.it Racing - Ducati	Ducati Panigale V4R		1'34.515	1'34.803	1'34.568	1'34.515	1.401	0.031	160,965	42
20	5 P. OETTL	GER	GMT94 Yamaha	Yamaha YZF R1	IND	1'35.602	1'35.755	1'34.675	1'34.675	1.561	0.160	160,693	35
21	45 S. REDDING	GBR	Bonovo Action BMW	BMW M 1000 RR		1'35.109	1'34.832	1'34.943	1'34.832	1.718	0.157	160,427	43
22	95 T. MACKENZIE	GBR	PETRONAS MIE Racing Honda	Honda CBR1000 RR-R	IND	1'35.930	1'35.105	1'35.174	1'35.105	1.991	0.273	159,966	41
23	28 B. RAY	GBR	Yamaha Motox Racing WorldSBK Team	Yamaha YZF R1	IND	1'36.823	1'36.666	1'35.267	1'35.267	2.153	0.162	159,694	44
24	27 A. NORRODIN	MAS	PETRONAS MIE Racing Honda	Honda CBR1000 RR-R	IND	1'37.399	1'37.933	1'36.896	1'36.896	3.782	1.629	157,010	42

15/06/2024

These data/results cannot be reproduced, stored and/or transmitted in whole or in part by any manner of electronic, mechanical, photocopying, recording, broadcasting or otherwise now known or herein after developed without the previous express consent by the copyright owner, except for reproduction in daily press and regular printed publications on sale to the public within 60 days of the event related to those data/results and always provided that copyright symbol appears together as follows below.

© DORNA WSBK ORGANIZATION Srl 2024



Pirelli Emilia-Romagna Round, 14-16 June 2024

Best Sectors & Speed Free Practice 3rd Session

Misano Circuit Sic 58 4.226 m

BEST LAP

1	11 N. BULEGA	Ducati Panigale V4R	1'33.114
2	1 A. BAUTISTA	Ducati Panigale V4R	1'33.125
3	87 R. GARDNER	Yamaha YZF R1	1'33.332
4	29 A. IANNONE	Ducati Panigale V4R	1'33.343
5	54 T. RAZGATLIOGLU	BMW M 1000 RR	1'33.369
6	77 D. AEGERTER	Yamaha YZF R1	1'33.571
7	31 G. GERLOFF	BMW M 1000 RR	1'33.619
8	22 A. LOWES	Kawasaki ZX-10RR	1'33.886
9	60 M. VAN DER MARK	BMW M 1000 RR	1'34.015
10	14 S. LOWES	Ducati Panigale V4R	1'34.036
11	7 I. LECUONA	Honda CBR1000 RR-R	1'34.054
12	47 A. BASSANI	Kawasaki ZX-10RR	1'34.061
13	9 D. PETRUCCI	Ducati Panigale V4R	1'34.086
14	97 X. VIERGE	Honda CBR1000 RR-R	1'34.122
15	21 M. RINALDI	Ducati Panigale V4R	1'34.137
16	55 A. LOCATELLI	Yamaha YZF R1	1'34.267
17	65 J. REA	Yamaha YZF R1	1'34.310
18	53 T. RABAT	Kawasaki ZX-10RR	1'34.484
19	51 M. PIRRO	Ducati Panigale V4R	1'34.568
20	5 P. OETTL	Yamaha YZF R1	1'34.675
21	45 S. REDDING	BMW M 1000 RR	1'34.943
22	95 T. MACKENZIE	Honda CBR1000 RR-R	1'35.174
23	28 B. RAY	Yamaha YZF R1	1'35.267
24	27 A. NORRODIN	Honda CBR1000 RR-R	1'36.896

SPEED

1	1 A. BAUTISTA	Ducati Panigale V4R	280,5
2	29 A. IANNONE	Ducati Panigale V4R	277,6
3	11 N. BULEGA	Ducati Panigale V4R	277,6
4	9 D. PETRUCCI	Ducati Panigale V4R	277,6
5	54 T. RAZGATLIOGLU	BMW M 1000 RR	276,2
6	21 M. RINALDI	Ducati Panigale V4R	275,5
7	51 M. PIRRO	Ducati Panigale V4R	275,5
8	31 G. GERLOFF	BMW M 1000 RR	275,5
9	55 A. LOCATELLI	Yamaha YZF R1	274,8
10	60 M. VAN DER MARK	BMW M 1000 RR	274,8
11	53 T. RABAT	Kawasaki ZX-10RR	274,8
12	47 A. BASSANI	Kawasaki ZX-10RR	274,1
13	97 X. VIERGE	Honda CBR1000 RR-R	274,1
14	22 A. LOWES	Kawasaki ZX-10RR	273,4
15	14 S. LOWES	Ducati Panigale V4R	273,4
16	45 S. REDDING	BMW M 1000 RR	272,7
17	7 I. LECUONA	Honda CBR1000 RR-R	272,0
18	87 R. GARDNER	Yamaha YZF R1	271,4
19	77 D. AEGERTER	Yamaha YZF R1	271,4
20	95 T. MACKENZIE	Honda CBR1000 RR-R	270,7
21	65 J. REA	Yamaha YZF R1	270,7
22	28 B. RAY	Yamaha YZF R1	268,0
23	5 P. OETTL	Yamaha YZF R1	266,7
24	27 A. NORRODIN	Honda CBR1000 RR-R	266,7

SEG. 1

SEG. 2

SEG. 3

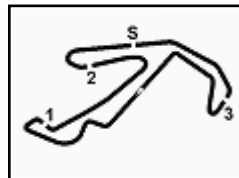
SEG. 4

1	77 D. AEGERTER	25.903	1	54 T. RAZGATLIOGLU	20.894	1	11 N. BULEGA	25.161	1	29 A. IANNONE	20.780
2	87 R. GARDNER	25.908	2	1 A. BAUTISTA	20.911	2	1 A. BAUTISTA	25.246	2	54 T. RAZGATLIOGLU	20.877
3	11 N. BULEGA	25.964	3	29 A. IANNONE	20.930	3	87 R. GARDNER	25.293	3	1 A. BAUTISTA	20.893
4	65 J. REA	26.053	4	31 G. GERLOFF	20.995	4	77 D. AEGERTER	25.298	4	11 N. BULEGA	20.913
5	1 A. BAUTISTA	26.055	5	11 N. BULEGA	20.999	5	29 A. IANNONE	25.361	5	77 D. AEGERTER	20.950
6	31 G. GERLOFF	26.060	6	9 D. PETRUCCI	21.045	6	55 A. LOCATELLI	25.362	6	87 R. GARDNER	20.970
7	54 T. RAZGATLIOGLU	26.083	7	60 M. VAN DER MARK	21.066	7	65 J. REA	25.374	7	31 G. GERLOFF	21.006
8	97 X. VIERGE	26.086	8	77 D. AEGERTER	21.068	8	54 T. RAZGATLIOGLU	25.446	8	22 A. LOWES	21.016
9	7 I. LECUONA	26.089	9	47 A. BASSANI	21.112	9	22 A. LOWES	25.447	9	9 D. PETRUCCI	21.024
10	60 M. VAN DER MARK	26.120	10	87 R. GARDNER	21.120	10	47 A. BASSANI	25.452	10	21 M. RINALDI	21.044
11	29 A. IANNONE	26.129	11	14 S. LOWES	21.123	11	21 M. RINALDI	25.484	11	14 S. LOWES	21.068
12	21 M. RINALDI	26.156	12	7 I. LECUONA	21.137	12	60 M. VAN DER MARK	25.508	12	97 X. VIERGE	21.101
13	9 D. PETRUCCI	26.170	13	53 T. RABAT	21.139	13	14 S. LOWES	25.509	13	60 M. VAN DER MARK	21.118
14	22 A. LOWES	26.178	14	22 A. LOWES	21.163	14	31 G. GERLOFF	25.533	14	51 M. PIRRO	21.130
15	55 A. LOCATELLI	26.207	15	51 M. PIRRO	21.181	15	7 I. LECUONA	25.603	15	7 I. LECUONA	21.135
16	14 S. LOWES	26.252	16	65 J. REA	21.211	16	97 X. VIERGE	25.623	16	53 T. RABAT	21.175
17	51 M. PIRRO	26.253	17	21 M. RINALDI	21.226	17	5 P. OETTL	25.625	17	55 A. LOCATELLI	21.181
18	53 T. RABAT	26.276	18	97 X. VIERGE	21.234	18	9 D. PETRUCCI	25.647	18	47 A. BASSANI	21.184
19	5 P. OETTL	26.277	19	55 A. LOCATELLI	21.260	19	45 S. REDDING	25.747	19	65 J. REA	21.199
20	47 A. BASSANI	26.292	20	5 P. OETTL	21.353	20	95 T. MACKENZIE	25.821	20	45 S. REDDING	21.280
21	95 T. MACKENZIE	26.349	21	45 S. REDDING	21.391	21	51 M. PIRRO	25.826	21	28 B. RAY	21.297
22	28 B. RAY	26.390	22	28 B. RAY	21.585	22	53 T. RABAT	25.863	22	5 P. OETTL	21.325
23	45 S. REDDING	26.461	23	95 T. MACKENZIE	21.589	23	28 B. RAY	25.961	23	95 T. MACKENZIE	21.415
24	27 A. NORRODIN	26.875	24	27 A. NORRODIN	21.903	24	27 A. NORRODIN	26.279	24	27 A. NORRODIN	21.836

15/06/2024

These data/results cannot be reproduced, stored and/or transmitted in whole or in part by any manner of electronic, mechanical, photocopying, recording, broadcasting or otherwise now known or herein after developed without the previous express consent by the copyright owner, except for reproduction in daily press and regular printed publications on sale to the public within 60 days of the event related to those data/results and always provided that copyright symbol appears together as follows below.

© DORNA WSBK ORGANIZATION Srl 2024



Misano Circuit Sic 58 4.226 m

Pirelli Emilia-Romagna Round, 14-16 June 2024

Ideal Times Free Practice 3rd Session

No.	Rider	Nat	Bike	Seg. 1	Seg. 2	Seg. 3	Seg. 4	Ideal Time		
				Diff. 1	Diff. 2	Diff. 3	Diff. 4	Best Lap	Pos.	Diff.
1	11 N. BULEGA	ITA	Ducati Panigale V4R	25.964 +0.077	20.999	25.161	20.913	1'33.037 1'33.114	1	0.077
2	1 A. BAUTISTA	ESP	Ducati Panigale V4R	26.055	20.911	25.246	20.893 +0.020	1'33.105 1'33.125	2	0.020
3	29 A. IANNONE	ITA	Ducati Panigale V4R	26.129 +0.082	20.930 +0.061	25.361	20.780	1'33.200 1'33.343	4	0.143
4	77 D. AEGERTER	SUI	Yamaha YZF R1	25.903 +0.224	21.068 +0.128	25.298	20.950	1'33.219 1'33.571	6	0.352
5	87 R. GARDNER	AUS	Yamaha YZF R1	25.908	21.120 +0.022	25.293	20.970 +0.019	1'33.291 1'33.332	3	0.041
6	54 T. RAZGATLIOGLU	TUR	BMW M 1000 RR	26.083 +0.037	20.894 +0.007	25.446 +0.025	20.877	1'33.300 1'33.369	5	0.069
7	31 G. GERLOFF	USA	BMW M 1000 RR	26.060	20.995	25.533	21.006 +0.025	1'33.594 1'33.619	7	0.025
8	22 A. LOWES	GBR	Kawasaki ZX-10RR	26.178 +0.019	21.163	25.447 +0.063	21.016	1'33.804 1'33.886	8	0.082
9	60 M. VAN DER MARK	NED	BMW M 1000 RR	26.120 +0.005	21.066 +0.178	25.508 +0.020	21.118	1'33.812 1'34.015	9	0.203
10	65 J. REA	GBR	Yamaha YZF R1	26.053 +0.064	21.211	25.374 +0.209	21.199 +0.200	1'33.837 1'34.310	17	0.473
11	9 D. PETRUCCI	ITA	Ducati Panigale V4R	26.170 +0.027	21.045 +0.031	25.647	21.024 +0.142	1'33.886 1'34.086	13	0.200
12	21 M. RINALDI	ITA	Ducati Panigale V4R	26.156 +0.063	21.226 +0.065	25.484 +0.063	21.044 +0.036	1'33.910 1'34.137	15	0.227
13	14 S. LOWES	GBR	Ducati Panigale V4R	26.252	21.123 +0.072	25.509	21.068 +0.012	1'33.952 1'34.036	10	0.084
14	7 I. LECUONA	ESP	Honda CBR1000 RR-R	26.089	21.137 +0.003	25.603 +0.087	21.135	1'33.964 1'34.054	11	0.090
15	55 A. LOCATELLI	ITA	Yamaha YZF R1	26.207 +0.147	21.260 +0.110	25.362	21.181	1'34.010 1'34.267	16	0.257
16	47 A. BASSANI	ITA	Kawasaki ZX-10RR	26.292	21.112	25.452	21.184 +0.021	1'34.040 1'34.061	12	0.021
17	97 X. VIERGE	ESP	Honda CBR1000 RR-R	26.086	21.234 +0.050	25.623	21.101 +0.028	1'34.044 1'34.122	14	0.078
18	51 M. PIRRO	ITA	Ducati Panigale V4R	26.253 +0.012	21.181 +0.114	25.826	21.130 +0.052	1'34.390 1'34.568	19	0.178
19	53 T. RABAT	ESP	Kawasaki ZX-10RR	26.276 +0.013	21.139	25.863 +0.018	21.175	1'34.453 1'34.484	18	0.031
20	5 P. OETTL	GER	Yamaha YZF R1	26.277 +0.095	21.353	25.625	21.325	1'34.580 1'34.675	20	0.095
21	45 S. REDDING	GBR	BMW M 1000 RR	26.461 +0.006	21.391	25.747 +0.058	21.280	1'34.879 1'34.943	21	0.064
22	95 T. MACKENZIE	GBR	Honda CBR1000 RR-R	26.349	21.589	25.821	21.415	1'35.174 1'35.174	22	
23	28 B. RAY	GBR	Yamaha YZF R1	26.390	21.585	25.961 +0.033	21.297 +0.001	1'35.233 1'35.267	23	0.034
24	27 A. NORRODIN	MAS	Honda CBR1000 RR-R	26.875	21.903 +0.002	26.279 +0.001	21.836	1'36.893 1'36.896	24	0.003
Overall Ideal Time				25.903	20.894	25.161	20.780	1'32.738		

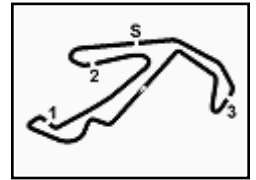
15/06/2024

These data/results cannot be reproduced, stored and/or transmitted in whole or in part by any manner of electronic, mechanical, photocopying, recording, broadcasting or otherwise now known or herein after developed without the previous express consent by the copyright owner, except for reproduction in daily press and regular printed publications on sale to the public within 60 days of the event related to those data/results and always provided that copyright symbol appears together as follows below.

© DORNA WSBK ORGANIZATION Srl 2024

FIGR PERUGIA TIMING





Pirelli Emilia-Romagna Round, 14-16 June 2024

Chronological Analysis Free Practice 3rd Session

Misano Circuit Sic 58 4.226 m

1 / 3

1° 11 N. BULEGA [1'33.114]							
Lap	Seg1	Seg2	Seg3	Seg4	Lap Time	km/h	Local Time
1							
2	43.789	22.356	26.005	21.224	1'53.374P	274,1	9:03'11.016
3	26.266	21.056	25.290	21.006	1'33.618	275,5	9:04'44.634
4	26.012	21.025	25.315	20.987	1'33.339	276,2	9:06'17.973
5	26.041	20.999	25.161	20.913	1'33.114	276,2	9:07'51.087
6	26.064	21.052	25.280	20.942	1'33.338	277,6	9:09'24.425
7	27.883	21.664	26.382	3'57.256	5'13.185CP	271,4	9:14'37.610
8	42.755	21.770	25.644	21.168	1'51.337P	273,4	9:16'28.947
9	26.020	21.059	25.561	20.939	1'33.579	275,5	9:18'02.526
10	25.964	21.020	25.418	20.956	1'33.358	276,9	9:19'35.884
11	26.094	21.042	25.498	20.936	1'33.570C	276,2	9:21'09.454

2° 1 A. BAUTISTA [1'33.125]							
Lap	Seg1	Seg2	Seg3	Seg4	Lap Time	km/h	Local Time
1							
2	48.363	22.377	26.812	21.750	1'59.302P	267,3	9:02'13.029
3	26.788	21.973	26.083	21.321	1'36.165C	276,9	9:03'49.194
4	26.402	21.198	25.819	21.152	1'34.571	277,6	9:05'23.765
5	26.452	21.249	25.853	21.295	1'34.849	280,5	9:06'58.614
6	26.394	21.130	25.694	21.173	1'34.391	279,1	9:08'33.005
7	26.379	21.175	25.594	21.128	1'34.276	277,6	9:10'07.281
8	28.324	21.477	26.104	2'49.341	4'05.246CP	279,8	9:14'12.527
9	43.786	21.511	25.790	21.156	1'52.243P	276,2	9:16'04.770
10	26.212	21.172	25.320	20.893	1'33.597	276,9	9:17'38.367
11	26.062	20.960	25.345	20.948	1'33.315	279,8	9:19'11.682
12	26.055	20.911	25.246	20.913	1'33.125	279,8	9:20'44.807

3° 87 R. GARDNER [1'33.332]							
Lap	Seg1	Seg2	Seg3	Seg4	Lap Time	km/h	Local Time
1							
2	43.680	23.425	27.361	23.187	1'57.653P	264,7	9:02'35.290
3	26.472	21.853	25.915	21.349	1'35.589	270,0	9:04'10.879
4	26.244	21.783	25.648	21.127	1'34.802	271,4	9:05'45.681
5	28.092	22.022	25.918	3'38.519	4'54.551P	270,0	9:10'40.232
6	45.168	22.419	26.960	22.446	1'56.993P	264,7	9:12'37.225
7	25.908	21.142	25.293	20.989	1'33.332	270,7	9:14'10.557
8	25.967	21.137	25.354	20.970	1'33.428	270,7	9:15'43.985
9	26.010	21.120	25.435	20.950	1'33.515C	268,7	9:17'17.500
10	30.398	25.448	27.504	22.144	1'45.494	265,4	9:19'02.994
11	26.099	21.214	25.441	21.194	1'33.948	269,3	9:20'36.942

4° 29 A. IANNONE [1'33.343]							
Lap	Seg1	Seg2	Seg3	Seg4	Lap Time	km/h	Local Time
1							
2	48.411	22.836	26.597	21.607	1'59.451P	274,1	9:02'13.501
3	26.709	21.975	25.912	21.298	1'35.894	276,9	9:03'49.395
4	26.456	21.329	25.638	21.097	1'34.520	276,9	9:05'23.915
5	26.479	21.358	25.761	2'10.385	3'23.983P	277,6	9:08'47.898
6	49.493	24.120	26.451	21.685	2'01.749P	272,0	9:10'49.647
7	26.401	21.109	25.570	20.849	1'33.929	274,1	9:12'23.576
8	26.137	20.930	25.608	20.787	1'33.462	274,8	9:13'57.038
9	27.398	25.164	31.746	24.937	1'49.245	200,0	9:15'46.283
10	26.953	21.283	25.609	21.173	1'35.018	273,4	9:17'21.301
11	26.211	20.991	25.361	20.780	1'33.343	276,2	9:18'54.644
12	26.129	21.066	25.393	20.991	1'33.579	276,2	9:20'28.223

5° 54 T. RAZGATLIOGLU [1'33.369]							
Lap	Seg1	Seg2	Seg3	Seg4	Lap Time	km/h	Local Time
1							
2		22.838	26.887	21.648		270,7	
2	26.651	22.167	26.015	21.273	1'36.106	272,7	9:03'32.134

3	26.252	21.192	26.178	21.365	1'34.987C	272,7	9:05'07.121
4	26.239	20.907	25.521	21.028	1'33.695	274,1	9:06'40.816
5	26.257	21.008	27.945	25.415	1'40.625	234,3	9:08'21.441
6	26.208	20.894	25.446	21.102	1'33.650	276,2	9:09'55.091
7	26.797	21.626	26.842	31.946	1'47.211CP	266,0	9:11'42.302
8	4'47.575	23.013	25.672	21.146	5'57.406P	274,8	9:17'39.708
9	26.120	20.901	25.471	20.877	1'33.369	276,2	9:19'13.077
10	26.083	24.614	26.180	21.240	1'38.117	273,4	9:20'51.194

6° 77 D. AEGERTER [1'33.571]							
Lap	Seg1	Seg2	Seg3	Seg4	Lap Time	km/h	Local Time
1							
2	46.072	23.720	27.469	21.955	1'59.216P	261,5	9:02'33.769
3	26.894	21.719	25.917	21.417	1'35.947	268,7	9:04'09.716
4	26.505	21.405	25.825	21.381	1'35.116	268,0	9:05'44.832
5	26.377	21.316	25.751	21.271	1'34.715	270,7	9:07'19.547
6	26.530	21.574	25.731	21.301	1'35.136	271,4	9:08'54.683
7	28.276	22.578	26.795	4'12.114	5'29.763P	267,3	9:14'24.446
8	43.329	22.617	26.351	21.553	1'53.850P	264,7	9:16'18.296
9	26.127	21.196	25.298	20.950	1'33.571	268,0	9:17'51.867
10	25.903	21.083	25.535	21.153	1'33.674	271,4	9:19'25.541
11	26.085	21.068	25.496	21.052	1'33.701	270,7	9:20'59.242

7° 31 G. GERLOFF [1'33.619]							
Lap	Seg1	Seg2	Seg3	Seg4	Lap Time	km/h	Local Time
1							
2	26.958	21.448	26.002	21.407	1'35.815	272,0	9:03'33.568
3	26.546	21.462	26.011	21.222	1'35.241	272,0	9:05'08.809
4	26.427	21.238	25.914	21.216	1'34.795	274,1	9:06'43.604
5	26.581	21.206	25.821	21.266	1'34.874	272,7	9:08'18.478
6	26.467	21.269	25.805	21.532	1'35.073	274,1	9:09'53.551
7	31.275	21.708	26.138	33.929	1'53.050CP	272,7	9:11'46.601
8	2'10.605	21.957	26.330	21.612	3'20.504P	270,7	9:15'07.105
9	26.130	21.134	25.669	21.006	1'33.939	275,5	9:16'41.044
10	39.589	23.381	26.044	21.324	1'50.338	274,1	9:18'31.382
11	26.060	20.995	25.533	21.031	1'33.619	275,5	9:20'05.001

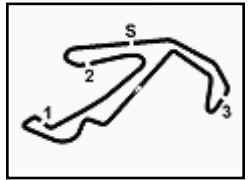
8° 22 A. LOWES [1'33.886]							
Lap	Seg1	Seg2	Seg3	Seg4	Lap Time	km/h	Local Time
1							
2	26.760	22.049	25.853	21.319	1'35.981	272,0	9:03'55.259
3	26.335	21.422	27.632	34.105	1'49.494P	273,4	9:05'44.753
4	5'11.876	21.696	25.796	21.228	6'20.596P	272,7	9:12'05.349
5	26.387	21.182	25.447	21.078	1'34.094	273,4	9:13'39.443
6	26.197	21.163	25.510	21.016	1'33.886	272,0	9:15'13.329
7	26.197	21.180	25.489	21.194	1'34.060	273,4	9:16'47.389
8	32.196	25.398	26.297	21.137	1'45.028	265,4	9:18'32.417
9	26.178	21.278	25.546	21.064	1'34.066	272,0	9:20'06.483

9° 60 M. VAN DER MARK [1'34.015]							
Lap	Seg1	Seg2	Seg3	Seg4	Lap Time	km/h	Local Time
1							
2	26.333	21.504	25.508	21.212	1'34.557	274,8	9:04'11.049
3	26.357	21.288	25.612	21.163	1'34.420	273,4	9:05'45.469
4	26.268	21.364	25.552	21.280	1'34.464	274,1	9:07'19.933
5	26.331	21.195	25.554	21.136	1'34.216	272,7	9:08'54.149
6	26.174	21.433	25.580	21.284	1'34.471	272,0	9:10'28.620
7	26.358	21.277	25.550	32.523	1'45.708P	271,4	9:12'14.328
8	1'53.779	21.494	25.667	21.638	3'02.578P	273,4	9:15'16.906
9	26.125	21.244	25.528	21.118	1'34.015	274,1	9:16'50.921
10	26.120	21.066	25.515	21.290	1'33.991C	271,4	9:18'24.912
11	26.159	21.212	25.877	21.258	1'34.506	270,7	9:19'59.418

15/06/2024 P = Pits In/Out - C = Lap Time Cancelled

These data/results cannot be reproduced, stored and/or transmitted in whole or in part by any manner of electronic, mechanical, photocopying, recording, broadcasting or otherwise now known or herein after developed without the previous express consent by the copyright owner, except for reproduction in daily press and regular printed publications on sale to the public within 60 days of the event related to those data/results and always provided that copyright symbol appears together as follows below.

© DORNA WSBK ORGANIZATION Srl 2024



Pirelli Emilia-Romagna Round, 14-16 June 2024

Chronological Analysis Free Practice 3rd Session

Misano Circuit Sic 58 4.226 m

2 / 3

12 26.214 21.163 25.739 21.358 1'34.474 270,7 9:21'33.892

10° 14 S. LOWES [1'34.036]

Lap	Seg1	Seg2	Seg3	Seg4	Lap Time	km/h	Local Time
1							
2	48.845	23.439	27.034	21.961	2'01.279P	268,7	9:02'45.876
3	26.667	21.631	25.952	21.290	1'35.540	271,4	9:04'21.416
4	26.541	21.298	25.531	21.068	1'34.438	273,4	9:05'55.854
5	26.252	21.195	25.509	21.080	1'34.036	273,4	9:07'29.890
6	29.121	21.319	26.203	21.509	1'38.152	271,4	9:09'08.042
7	26.371	21.219	25.603	21.172	1'34.365	272,7	9:10'42.407
8	26.454	21.246	25.586	21.109	1'34.395	272,0	9:12'16.802
9	26.390	21.127	25.666	21.219	1'34.402	272,7	9:13'51.204
10	26.300	21.148	25.533	21.160	1'34.141	270,7	9:15'25.345
11	31.944	21.557	26.481	21.484	1'41.466C	270,7	9:17'06.811
12	26.315	21.123	25.661	21.206	1'34.305	272,7	9:18'41.116
13	26.425	21.296	25.840	21.176	1'34.737	272,0	9:20'15.853

11° 7 I. LECUONA [1'34.054]

Lap	Seg1	Seg2	Seg3	Seg4	Lap Time	km/h	Local Time
1		22.048	26.263	21.474		270,7	
2	26.600	21.869	25.706	21.252	1'35.427	270,0	9:03'23.148
3	26.151	21.197	25.630	21.059	1'34.037C	271,4	9:04'57.185
4	26.089	21.140	25.690	21.135	1'34.054	268,7	9:06'31.239
5	26.241	21.137	25.636	21.335	1'34.349	271,4	9:08'05.588
6	26.132	21.181	25.717	21.344	1'34.374	269,3	9:09'39.962
7	26.450	21.216	25.867	21.703	1'35.236C	272,0	9:11'15.198
8	26.570	21.415	26.989	37.202	1'52.176P	269,3	9:13'07.374
9	3'19.528	21.586	26.083	21.237	4'28.434P	268,0	9:17'35.808
10	26.273	21.159	25.603	21.175	1'34.210	268,0	9:19'10.018
11	26.246	21.173	25.856	21.117	1'34.392C	271,4	9:20'44.410

12° 47 A. BASSANI [1'34.061]

Lap	Seg1	Seg2	Seg3	Seg4	Lap Time	km/h	Local Time
1		22.870	27.303	23.156		268,7	
2	26.486	25.094	26.009	21.458	1'39.047	273,4	9:04'14.667
3	26.335	21.276	25.663	21.176	1'34.450C	272,7	9:05'49.117
4	27.154	22.136	26.049	21.367	1'36.706C	270,7	9:07'25.823
5	26.328	21.261	25.653	21.268	1'34.510	274,1	9:09'00.333
6	30.833	23.108	27.917	34.372	1'56.230CP	241,6	9:10'56.563
7	3'37.255	22.593	27.293	21.540	4'48.681P	257,1	9:15'45.244
8	26.292	21.112	25.452	21.205	1'34.061	272,0	9:17'19.305
9	26.433	21.166	25.623	21.184	1'34.406	272,7	9:18'53.711
10	26.334	21.190	25.560	21.366	1'34.450	271,4	9:20'28.161

13° 9 D. PETRUCCI [1'34.086]

Lap	Seg1	Seg2	Seg3	Seg4	Lap Time	km/h	Local Time
1							
2	44.949	22.916	26.769	22.024	1'56.658P	269,3	9:07'17.485
3	26.616	21.251	25.926	21.316	1'35.109	272,7	9:08'52.594
4	26.254	21.272	25.805	21.219	1'34.550	274,1	9:10'27.144
5	26.197	21.076	25.647	21.166	1'34.086	274,8	9:12'01.230
6	26.345	22.628	28.773	21.024	1'38.770	224,1	9:13'40.000
7	26.285	21.165	25.718	21.048	1'34.216	274,1	9:15'14.216
8	26.282	22.165	27.566	21.108	1'37.121	245,5	9:16'51.337
9	26.333	21.045	25.710	22.633	1'35.721	277,6	9:18'27.058
10	26.170	23.346	31.953			189,1	

14° 97 X. VIERGE [1'34.122]

Lap	Seg1	Seg2	Seg3	Seg4	Lap Time	km/h	Local Time
1		22.378	26.594	28.663		268,7	
2	26.775	29.265	26.367	21.564	1'43.971	273,4	9:03'50.714

3	26.491	21.576	25.827	21.293	1'35.187	274,1	9:05'25.901
4	26.432	21.492	25.785	21.240	1'34.949	272,0	9:07'00.850
5	26.530	21.436	26.131	35.368	1'49.465P	272,0	9:08'50.315
6	3'24.964	22.062	26.369	21.442	4'34.837P	269,3	9:13'25.152
7	26.248	21.407	25.728	21.134	1'34.517	270,7	9:14'59.669
8	26.146	21.234	25.771	21.101	1'34.252	272,0	9:16'33.921
9	29.720	21.528	25.794	21.182	1'38.224	273,4	9:18'12.145
10	29.319	21.832	26.135	21.528	1'38.814	270,7	9:19'50.959
11	26.086	21.284	25.623	21.129	1'34.122	272,7	9:21'25.081

15° 21 M. RINALDI [1'34.137]

Lap	Seg1	Seg2	Seg3	Seg4	Lap Time	km/h	Local Time
1							
2	43.524	22.468	26.711	21.752	1'54.455P	271,4	9:02'55.028
3	26.608	21.904	25.886	21.243	1'35.641	274,1	9:04'30.669
4	26.496	21.392	25.657	21.044	1'34.589	275,5	9:06'05.258
5	26.232	21.254	25.484	21.084	1'34.054C	274,8	9:07'39.312
6	26.213	21.226	25.621	21.121	1'34.181	275,5	9:09'13.493
7	26.219	21.291	25.547	21.080	1'34.137	275,5	9:10'47.630
8	26.241	25.225	28.315	22.632	1'42.413	264,7	9:12'30.043
9	26.156	21.523	26.699	21.556	1'35.934	275,5	9:14'05.977
10	26.240	21.248	25.648	21.069	1'34.205	274,1	9:15'40.182
11	34.354	22.079	26.788	21.586	1'44.807C	270,7	9:17'24.989
12	26.426	21.396	25.825	21.301	1'34.948	274,8	9:18'59.937
13	26.560	24.555	27.032	21.797	1'39.944C	271,4	9:20'39.881

16° 55 A. LOCATELLI [1'34.267]

Lap	Seg1	Seg2	Seg3	Seg4	Lap Time	km/h	Local Time
1							
2	44.650	22.214	26.236	21.786	1'54.886P	270,7	9:02'13.994
3	26.623	22.082	25.770	21.351	1'35.826C	272,7	9:03'49.820
4	26.440	21.458	25.597	21.191	1'34.686	272,7	9:05'24.506
5	26.360	21.263	25.589	21.520	1'34.732	273,4	9:06'59.238
6	26.354	21.370	25.362	21.181	1'34.267	273,4	9:08'33.505
7	26.451	21.344	25.551	21.342	1'34.688	273,4	9:10'08.193
8	26.207	21.498	27.002	4'36.469	5'51.176CP	247,1	9:15'59.369
9	46.541	21.696	25.738	21.402	1'55.377CP	270,7	9:17'54.746
10	26.568	21.354	25.522	21.203	1'34.647	272,0	9:19'29.393
11	26.255	21.260	25.752	21.339	1'34.606C	274,8	9:21'03.999

17° 65 J. REA [1'34.310]

Lap	Seg1	Seg2	Seg3	Seg4	Lap Time	km/h	Local Time
1							
2	46.390	49.269	27.432	22.263	2'25.354P	265,4	9:02'39.049
3	26.547	21.348	25.600	21.378	1'34.873	268,0	9:04'13.922
4	26.428	21.337	25.556	21.317	1'34.638	268,7	9:05'48.560
5	27.950	22.307	26.705	4'21.190	5'38.152P	265,4	9:11'26.712
6	51.935	22.135	26.532	21.348	2'01.950P	268,0	9:13'28.662
7	26.053	21.221	25.374	21.107	1'33.755C	269,3	9:15'02.417
8	26.455	21.313	25.656	21.199	1'34.623	269,3	9:16'37.040
9	26.117	21.211	25.583	21.399	1'34.310	267,3	9:18'11.350
10	30.594	21.664	27.573			270,7	

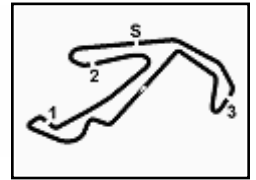
18° 53 T. RABAT [1'34.484]

Lap	Seg1	Seg2	Seg3	Seg4	Lap Time	km/h	Local Time
1		22.142	26.647	21.773		264,1	
2	26.932	21.508	26.141	21.314	1'35.895	270,0	9:03'25.747
3	26.524	21.578	26.119	21.423	1'35.644C	268,7	9:05'01.391
4	26.698	21.405	26.194	34.792	1'49.089P	270,0	9:06'50.480
5	4'06.659	21.618	26.066	21.385	5'15.728P	272,0	9:12'06.208
6	26.494	21.206	25.863	21.253	1'34.816C	274,8	9:13'41.024
7	26.364	21.281	26.010	21.172	1'34.827C	269,3	9:15'15.851

15/06/2024 P = Pits In/Out - C = Lap Time Cancelled

These data/results cannot be reproduced, stored and/or transmitted in whole or in part by any manner of electronic, mechanical, photocopying, recording, broadcasting or otherwise now known or herein after developed without the previous express consent by the copyright owner, except for reproduction in daily press and regular printed publications on sale to the public within 60 days of the event related to those data/results and always provided that copyright symbol appears together as follows below.

© DORNA WSBK ORGANIZATION Srl 2024



Misano Circuit Sic 58 4.226 m

3 / 3

8	26.289	21.139	25.881	21.175	1'34.484	270,7	9:16'50.335
9	26.292	21.355	26.286	21.198	1'35.131	268,0	9:18'25.466
10	26.276	21.226	26.056	21.177	1'34.735	271,4	9:20'00.201

4	26.941	22.155	26.184	21.755	1'37.035	265,4	9:05'30.214
5	28.076	22.135	26.671	21.805	1'38.687	265,4	9:07'08.901
6	26.690	21.852	26.259	21.532	1'36.333	268,0	9:08'45.234
7	26.615	26.449	30.885	4'42.488	6'06.437P	184,6	9:14'51.671
8	44.170	23.685	32.496	21.980	2'02.331P	218,6	9:16'54.002
9	26.390	21.585	25.994	21.298	1'35.267	265,4	9:18'29.269
10	26.421	21.638	25.961	21.297	1'35.317	268,0	9:20'04.586

19° 51 M. PIRRO (1'34.568)

Lap	Seg.1	Seg.2	Seg.3	Seg.4	Lap Time	km/h	Local Time
1							
2	44.739	22.495	26.129	21.175	1'54.538P	274,8	9:03'11.571
3	26.253	21.422	25.944	21.201	1'34.820	273,4	9:04'46.391
4	26.265	21.322	25.903	21.130	1'34.620	272,7	9:06'21.011
5	26.265	21.295	25.826	21.182	1'34.568	275,5	9:07'55.579
6	26.344	21.260	25.939	21.132	1'34.675	272,7	9:09'30.254
7	26.394	21.181	25.967	5'44.412	6'57.954P	272,7	9:16'28.208
8	44.824	29.609	30.003	21.845	2'06.281P	236,8	9:18'34.489
9	26.618	21.549	26.041	21.303	1'35.511	273,4	9:20'10.000

24° 27 A. NORRODIN (1'36.896)

Lap	Seg.1	Seg.2	Seg.3	Seg.4	Lap Time	km/h	Local Time
1							
2	27.771		22.822	27.008	22.750	264,1	
3	27.420		23.864	27.105	22.840	1'41.580	262,1
4	26.990		22.454	26.279	21.859	1'38.012	266,7
5	26.990		21.925	26.417	21.963	1'37.295	265,4
6	27.049		23.282	26.784	35.360	1'52.475P	266,0
7	2'43.990		23.936	27.739	24.943	4'00.608P	258,4
8	28.361		22.389	26.727	21.911	1'39.388	263,4
9	26.875		21.905	26.280	21.836	1'36.896	266,0
10	27.016		21.903	26.537	21.857	1'37.313	265,4
11	30.103		23.241	26.381	21.914	1'41.639C	266,7
12	26.897		21.969	26.660	21.948	1'37.474	265,4

20° 5 P. OETTL (1'34.675)

Lap	Seg.1	Seg.2	Seg.3	Seg.4	Lap Time	km/h	Local Time
1							
2	42.675	22.625	26.776	22.103	1'54.179P	264,1	9:01'47.820
3	27.131	22.086	26.255	21.635	1'37.107	266,0	9:03'24.927
4	26.743	21.645	26.039	21.687	1'36.114	266,0	9:05'01.041
5	26.680	21.507	25.867	21.466	1'35.520	266,0	9:06'36.561
6	32.084	21.981	26.877	21.454	1'42.396C	257,1	9:08'18.957
7	26.565	21.473	25.863	21.533	1'35.434	265,4	9:09'54.391
8	28.851	21.672	26.207	4'08.625	5'25.355CP	266,7	9:15'19.746
9	44.814	22.149	25.927	21.422	1'54.312P	265,4	9:17'14.058
10	26.372	21.353	25.625	21.325	1'34.675	266,7	9:18'48.733
11	26.277	21.437	25.943	21.344	1'35.001C	266,7	9:20'23.734

21° 45 S. REDDING (1'34.943)

Lap	Seg.1	Seg.2	Seg.3	Seg.4	Lap Time	km/h	Local Time
1		25.512	28.040	33.950		262,1	
2	2'49.160	22.510	27.108	22.987	4'01.765P	269,3	9:06'18.697
3	26.574	21.658	27.058	22.475	1'37.765	271,4	9:07'56.462
4	26.693	21.412	26.048	21.350	1'35.503	269,3	9:09'31.965
5	26.475	26.983	28.858	21.810	1'44.126C	198,9	9:11'16.091
6	26.587	21.410	25.867	21.305	1'35.169	272,7	9:12'51.260
7	31.467	24.840	27.709	21.868	1'45.884	262,8	9:14'37.144
8	26.461	21.394	25.747	21.595	1'35.197	271,4	9:16'12.341
9	35.979	29.747	26.600	21.605	1'53.931	268,7	9:18'06.272
10	26.558	21.680	25.961	21.355	1'35.554	270,0	9:19'41.826
11	26.467	21.391	25.805	21.280	1'34.943	272,7	9:21'16.769

22° 95 T. MACKENZIE (1'35.174)

Lap	Seg.1	Seg.2	Seg.3	Seg.4	Lap Time	km/h	Local Time
1		23.847	27.521	22.177		268,0	
2	26.941	21.863	26.328	21.721	1'36.853	268,0	9:03'44.984
3	26.603	21.836	26.004	21.509	1'35.952	270,0	9:05'20.936
4	26.372	21.608	25.839	21.464	1'35.283	269,3	9:06'56.219
5	26.349	21.589	25.821	21.415	1'35.174	270,7	9:08'31.393
6	26.434	21.727	26.003	21.439	1'35.603	269,3	9:10'06.996
7	26.423	21.626	25.982	21.784	1'35.815C	270,7	9:11'42.811
8	26.553	26.499	28.118	21.694	1'42.864	266,0	9:13'25.675
9	26.611	21.798	26.187	21.728	1'36.324C	266,0	9:15'01.999
10	28.167	25.471	27.750	38.907	2'00.295P	259,0	9:17'02.294

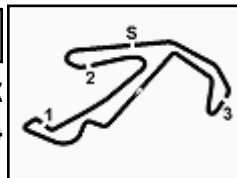
23° 28 B. RAY (1'35.267)

Lap	Seg.1	Seg.2	Seg.3	Seg.4	Lap Time	km/h	Local Time
1							
2	43.462	24.123	27.548	22.450	1'57.583P	264,1	9:02'08.548
3	27.079	27.815	27.080	22.657	1'44.631	264,7	9:03'53.179

15/06/2024 P = Pits In/Out - C = Lap Time Cancelled

These data/results cannot be reproduced, stored and/or transmitted in whole or in part by any manner of electronic, mechanical, photocopying, recording, broadcasting or otherwise now known or herein after developed without the previous express consent by the copyright owner, except for reproduction in daily press and regular printed publications on sale to the public within 60 days of the event related to those data/results and always provided that copyright symbol appears together as follows below.

© DORNA WSBK ORGANIZATION Srl 2024



Misano Circuit Sic 58 4.226 m

Pirelli Emilia-Romagna Round, 14-16 June 2024

Best Laps & Speeds

No.	Rider Bike	Nat	Best Lap		FP1		FP2		FP3									
			LL	SPD	LL	SPD	LL	SPD	LL	SPD								
1	11 N. BULEGA Ducati Panigale V4R	ITA	1'33.114 51 277,6		1'34.029 21 276,2		1'33.511 20 272,7		1'33.114 10 277,6									
2	1 A. BAUTISTA Ducati Panigale V4R	ESP	1'33.125 57 280,5		1'34.323 24 279,1		1'33.913 22 276,2		1'33.125 11 280,5									
3	87 R. GARDNER Yamaha YZF R1	AUS	1'33.332 50 271,4		1'34.462 22 271,4		1'33.921 18 266,7		1'33.332 10 271,4									
4	29 A. IANNONE Ducati Panigale V4R	ITA	1'33.343 52 277,6		1'34.320 24 275,5		1'33.960 17 272,0		1'33.343 11 277,6									
5	54 T. RAZGATLIOGLU BMW M 1000 RR	TUR	1'33.369 33 276,2		1'33.448 18 273,4		1'34.221 6 272,7		1'33.369 9 276,2									
6	77 D. AEGERTER Yamaha YZF R1	SUI	1'33.571 54 271,4		1'34.751 22 270,7		1'34.384 22 269,3		1'33.571 10 271,4									
7	31 G. GERLOFF BMW M 1000 RR	USA	1'33.619 48 275,5		1'34.978 22 274,8		1'35.137 16 270,7		1'33.619 10 275,5									
8	22 A. LOWES Kawasaki ZX-10RR	GBR	1'33.886 52 273,4		1'34.008 20 272,7		1'34.287 24 270,0		1'33.886 8 273,4									
9	60 M. VAN DER MARK BMW M 1000 RR	NED	1'34.015 51 274,8		1'34.436 18 274,8		1'34.592 22 270,0		1'34.015 11 274,8									
10	14 S. LOWES Ducati Panigale V4R	GBR	1'34.036 53 273,4		1'34.914 21 270,7		1'34.382 20 270,0		1'34.036 12 273,4									
11	7 I. LECUONA Honda CBR1000 RR-R	ESP	1'34.054 49 272,0		1'34.544 20 271,4		1'34.222 19 269,3		1'34.054 10 272,0									
12	47 A. BASSANI Kawasaki ZX-10RR	ITA	1'34.061 50 274,1		1'34.245 19 271,4		1'34.756 22 269,3		1'34.061 9 274,1									
13	9 D. PETRUCCI Ducati Panigale V4R	ITA	1'34.086 40 277,6		1'34.857 21 274,1		1'34.476 11 271,4		1'34.086 8 277,6									
14	97 X. VIERGE Honda CBR1000 RR-R	ESP	1'34.122 50 274,1		1'35.079 21 272,0		1'34.754 19 270,7		1'34.122 10 274,1									
15	21 M. RINALDI Ducati Panigale V4R	ITA	1'34.137 55 275,5		1'34.910 21 272,0		1'34.417 22 270,0		1'34.137 12 275,5									
16	55 A. LOCATELLI Yamaha YZF R1	ITA	1'34.267 50 274,8		1'34.612 24 270,7		1'34.438 16 270,7		1'34.267 10 274,8									
17	65 J. REA Yamaha YZF R1	GBR	1'34.310 48 272,0		1'34.462 21 272,0		1'34.544 19 267,3		1'34.310 8 270,7									
18	53 T. RABAT Kawasaki ZX-10RR	ESP	1'34.484 51 274,8		1'34.945 21 270,7		1'34.794 21 270,0		1'34.484 9 274,8									
19	51 M. PIRRO Ducati Panigale V4R	ITA	1'34.515 42 275,5		1'34.515 17 272,0		1'34.803 17 270,7		1'34.568 8 275,5									
20	5 P. OETTL Yamaha YZF R1	GER	1'34.675 35 267,3		1'35.602 6 267,3		1'35.755 19 264,1		1'34.675 10 266,7									
21	45 S. REDDING BMW M 1000 RR	GBR	1'34.832 43 272,7		1'35.109 19 272,7		1'34.832 14 269,3		1'34.943 10 272,7									
22	95 T. MACKENZIE Honda CBR1000 RR-R	GBR	1'35.105 41 272,0		1'35.930 17 272,0		1'35.105 15 268,0		1'35.174 9 270,7									
23	28 B. RAY Yamaha YZF R1	GBR	1'35.267 44 268,0		1'36.823 18 266,7		1'36.666 17 263,4		1'35.267 9 268,0									
24	27 A. NORRODIN Honda CBR1000 RR-R	MAS	1'36.896 42 266,7		1'37.399 17 264,1		1'37.933 15 261,5		1'36.896 10 266,7									

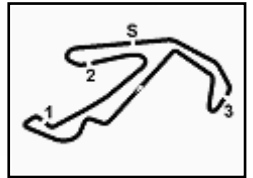
15/06/2024

These data/results cannot be reproduced, stored and/or transmitted in whole or in part by any manner of electronic, mechanical, photocopying, recording, broadcasting or otherwise now known or herein after developed without the previous express consent by the copyright owner, except for reproduction in daily press and regular printed publications on sale to the public within 60 days of the event related to those data/results and always provided that copyright symbol appears together as follows below.

© DORNA WSBK ORGANIZATION Srl 2024

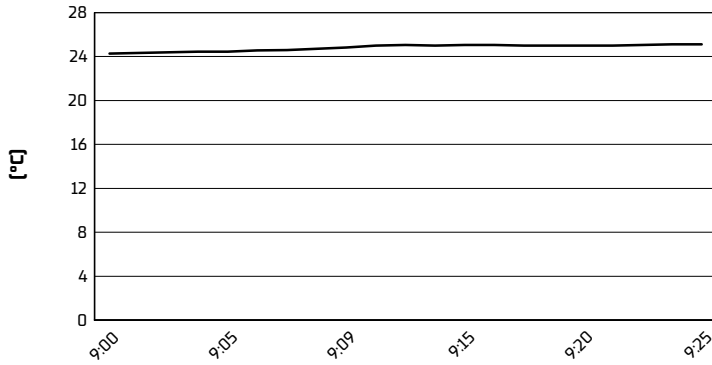
FICR PERUGIA TIMING



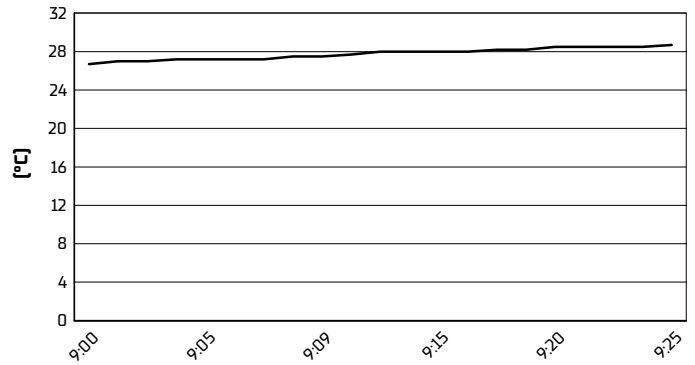


Pirelli Emilia-Romagna Round, 14-16 June 2024
Weather Report Free Practice 3rd Session
Session started 09:00 - Session ended 9:25

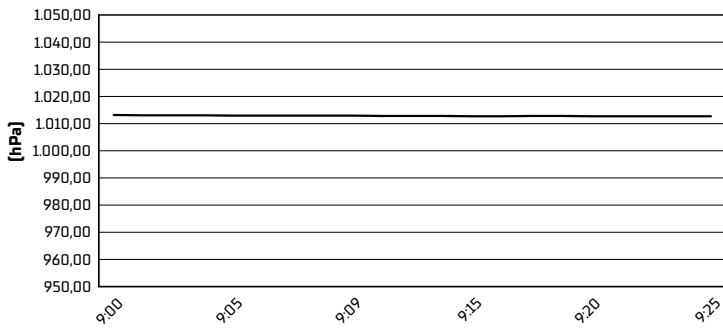
Air Temperature



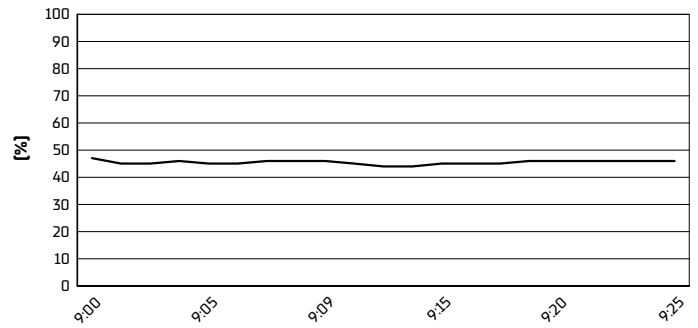
Track Temperature



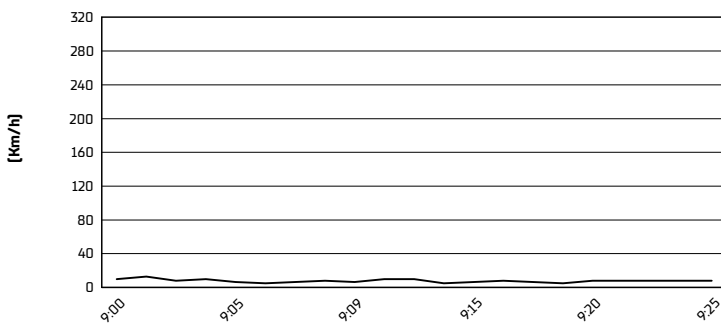
Air Pressure



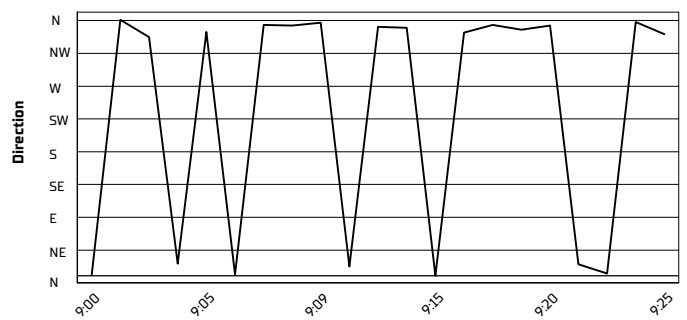
Humidity



Wind Speed



Wind Direction



15/06/2024

These data/results cannot be reproduced, stored and/or transmitted in whole or in part by any manner of electronic, mechanical, photocopying, recording, broadcasting or otherwise now known or herein after developed without the previous express consent by the copyright owner, except for reproduction in daily press and regular printed publications on sale to the public within 60 days of the event related to those data/results and always provided that copyright symbol appears together as follows below.

© DORNA WSBK ORGANIZATION Srl 2024