

Pirelli Emilia-Romagna Round, 14-16 June 2024

Results Warm Up

1 / 2

No.	Rider	Nat	Team	Bike	Class	Time	Gap	Rel.	Laps	Speed	
										Avg	Max
1	54 T. RAZGATLIOGLU	TUR	ROKIT BMW Motorrad WorldSBK Team	BMW M1000 RR		1'33.049			6	163,501	279,1
2	11 N. BULEGA	ITA	Aruba.it Racing - Ducati	Ducati Panigale V4R		1'33.244	0.195	0.195	4	163,159	276,2
3	22 A. LOWES	GBR	Kawasaki Racing Team WorldSBK	Kawasaki ZX-10RR		1'33.724	0.675	0.480	5	162,323	274,1
4	1 A. BAUTISTA	ESP	Aruba.it Racing - Ducati	Ducati Panigale V4R		1'33.761	0.712	0.037	7	162,259	280,5
5	87 R. GARDNER	AUS	GYTR GRT Yamaha WorldSBK Team	Yamaha YZF R1		1'33.941	0.892	0.180	7	161,948	272,7
6	60 M. VAN DER MARK	NED	ROKIT BMW Motorrad WorldSBK Team	BMW M1000 RR		1'33.961	0.912	0.020	6	161,914	279,8
7	21 M. RINALDI	ITA	Team Motocorsa Racing	Ducati Panigale V4R	IND	1'34.054	1.005	0.093	6	161,754	277,6
8	77 D. AEGERTER	SUI	GYTR GRT Yamaha WorldSBK Team	Yamaha YZF R1		1'34.067	1.018	0.013	7	161,732	274,8
9	55 A. LOCATELLI	ITA	Pata Prometeon Yamaha	Yamaha YZF R1		1'34.080	1.031	0.013	6	161,709	272,7
10	45 S. REDDING	GBR	Bonovo Action BMW	BMW M1000 RR		1'34.262	1.213	0.182	5	161,397	275,5
11	14 S. LOWES	GBR	ELF Marc VDS Racing Team	Ducati Panigale V4R	IND	1'34.355	1.306	0.093	6	161,238	274,8
12	47 A. BASSANI	ITA	Kawasaki Racing Team WorldSBK	Kawasaki ZX-10RR		1'34.370	1.321	0.015	5	161,212	274,1
13	9 D. PETRUCCI	ITA	Barni Spark Racing Team	Ducati Panigale V4R	IND	1'34.461	1.412	0.091	6	161,057	277,6
14	29 A. IANNONE	ITA	Team GoEleven	Ducati Panigale V4R	IND	1'34.562	1.513	0.101	5	160,885	278,4
15	65 J. REA	GBR	Pata Prometeon Yamaha	Yamaha YZF R1		1'34.731	1.682	0.169	6	160,598	274,8
16	31 G. GERLOFF	USA	Bonovo Action BMW	BMW M1000 RR		1'34.748	1.699	0.017	5	160,569	275,5
17	7 I. LECUONA	ESP	Team HRC	Honda CBR1000 RR-R		1'34.874	1.825	0.126	1	160,356	272,7
18	97 X. VIERGE	ESP	Team HRC	Honda CBR1000 RR-R		1'34.951	1.902	0.077	5	160,226	276,9
19	5 P. OETTL	GER	GMT94 Yamaha	Yamaha YZF R1	IND	1'35.380	2.331	0.429	6	159,505	270,0
20	28 B. RAY	GBR	Yamaha Motoxracing WorldSBK Team	Yamaha YZF R1	IND	1'35.449	2.400	0.069	6	159,390	271,4
21	95 T. MACKENZIE	GBR	PETRONAS MIE Racing Honda	Honda CBR1000 RR-R	IND	1'35.456	2.407	0.007	5	159,378	274,8
22	27 A. NORRODIN	MAS	PETRONAS MIE Racing Honda	Honda CBR1000 RR-R	IND	1'35.816	2.767	0.360	5	158,779	272,7
23	51 M. PIRRO	ITA	Aruba.it Racing - Ducati	Ducati Panigale V4R		1'36.217	3.168	0.401	6	158,118	274,8
24	53 T. RABAT	ESP	Kawasaki Puccetti Racing	Kawasaki ZX-10RR	IND	1'37.377	4.328	1.160	4	156,234	272,0

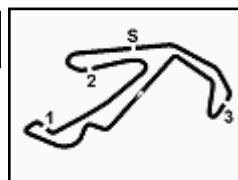
AIR	Humidity:	32%	Temp:	25°C
TRACK	Condition:	Dry	Temp:	29°C

Records	Pole	(SP)	2024 T.Razgatioglu	1'32.320	164,790	Km/h
	Race	(SPRC)	2023 T.Razgatioglu	1'33.174	163,280	Km/h
	All Times	(SP)	2024 T.Razgatioglu	1'32.320	164,790	Km/h

Start 09:00 End 09:12 The results are provisional until the end of the time limit for protests and appeals and the completion of the technical checks.

These data/results cannot be reproduced, stored and/or transmitted in whole or in part by any manner of electronic, mechanical, photocopying, recording, broadcasting or otherwise now known or herein after developed without the previous express consent by the copyright owner, except for reproduction in daily press and regular printed publications on sale to the public within 60 days of the event related to those data/results and always provided that copyright symbol appears together as follows below.

© DORNA WSBK ORGANIZATION Srl 2024



Pirelli Emilia-Romagna Round, 14-16 June 2024

Results Warm Up

Session Highlights

Local Time	No. Rider	Description
09.00.00		Start of Session
09.02.32	65 J. REA	#65 racelink gps not working properly - must be fixed before superpole race
09.02.33	77 D. AEGERTER	#77 racelink gps not working properly - must be fixed before superpole race
09.04.26	7 I. LECUONA	#7 Crashed - Turn 6
09.04.36	31 G. GERLOFF	#31 Lap Cancelled [First Lap] - Exceeded Track Limits - Turn 13
09.07.05	95 T. MACKENZIE	#95 Current Lap Cancelled - Exceeded Track Limits - Turn 1
09.07.18	60 M. VAN DER MARK	#60 Lap Cancelled [1'34.125] - Exceeded Track Limits - Turn 13
09.07.50	11 N. BULEGA	#11 Current Lap Cancelled - Exceeded Track Limits - Turn 1
09.08.34	27 A. NORRODIN	#27 Lap Cancelled [1'35.962] - Yellow Flag - Turn 6
09.08.35	28 B. RAY	#28 Current Lap Cancelled - Exceeded Track Limits - Turn 1
09.08.37	27 A. NORRODIN	#27 Current Lap Cancelled - Exceeded Track Limits - Turn 1
09.08.39	54 T. RAZGATLIOGLU	#54 Lap Cancelled [1'33.481] - Yellow Flag - Turn 6
09.08.44	60 M. VAN DER MARK	#60 Lap Cancelled [1'33.963] - Yellow Flag - Turn 6
09.08.49	53 T. RABAT	#53 Lap Cancelled [1'40.213] - Yellow Flag - Turn 6
09.08.54	95 T. MACKENZIE	#95 Lap Cancelled [1'35.961] - Yellow Flag - Turn 6
09.08.59	29 A. IANNONE	#29 Lap Cancelled [1'35.047] - Yellow Flag - Turn 6
09.09.04	47 A. BASSANI	#47 Lap Cancelled [1'34.633] - Yellow Flag - Turn 6
09.09.09	9 D. PETRUCCI	#9 Lap Cancelled [1'34.811] - Yellow Flag - Turn 6
09.09.14	21 M. RINALDI	#21 Lap Cancelled [1'34.246] - Yellow Flag - Turn 6
09.09.19	14 S. LOWES	#14 Lap Cancelled [1'34.722] - Yellow Flag - Turn 6
09.09.24	51 M. PIRRO	#51 Lap Cancelled [1'35.947] - Yellow Flag - Turn 6
09.09.29	55 A. LOCATELLI	#55 Lap Cancelled [1'34.630] - Yellow Flag - Turn 6
09.09.34	22 A. LOWES	#22 Lap Cancelled [1'34.187] - Yellow Flag - Turn 6
09.10.21	54 T. RAZGATLIOGLU	#54 Lap Cancelled [1'33.325] - Exceeded Track Limits - Turn 16
09.12.53		End of Session

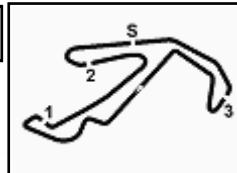
Fastest Laps Sequence

No.	Rider	Nat	Team	Bike	Local Time	Time	Gap	Avg
7	I. LECUONA	ESP	Team HRC	Honda CBR1000 RR-R	09:03'30.106	1'34.874		160,356
45	S. REDDING	GBR	Bonovo Action BMW	BMW M1000 RR	09:03'30.447	1'34.860	-0.014	160,380
87	R. GARDNER	AUS	GYTR GRT Yamaha WorldSBK Team	Yamaha YZF R1	09:03'35.160	1'34.471	-0.389	161,040
54	T. RAZGATLIOGLU	TUR	ROKIT BMW Motorrad WorldSBK Team	BMW M1000 RR	09:03'39.586	1'34.026	-0.445	161,802
11	N. BULEGA	ITA	Aruba.it Racing - Ducati	Ducati Panigale V4R	09:04'32.610	1'33.556	-0.470	162,615
11	N. BULEGA	ITA	Aruba.it Racing - Ducati	Ducati Panigale V4R	09:06'06.006	1'33.396	-0.160	162,893
11	N. BULEGA	ITA	Aruba.it Racing - Ducati	Ducati Panigale V4R	09:07'39.250	1'33.244	-0.152	163,159
54	T. RAZGATLIOGLU	TUR	ROKIT BMW Motorrad WorldSBK Team	BMW M1000 RR	09:08'20.404	1'33.049	-0.195	163,501

Start 09:00 End 09:12 The results are provisional until the end of the time limit for protests and appeals and the completion of the technical checks.

These data/results cannot be reproduced, stored and/or transmitted in whole or in part by any manner of electronic, mechanical, photocopying, recording, broadcasting or otherwise now known or herein after developed without the previous express consent by the copyright owner, except for reproduction in daily press and regular printed publications on sale to the public within 60 days of the event related to those data/results and always provided that copyright symbol appears together as follows below.

© DORNA WSBK ORGANIZATION Srl 2024



Pirelli Emilia-Romagna Round, 14-16 June 2024

Best Sectors & Speed Warm Up

Misano Circuit Sic 58 4.226 m

BEST LAP

1	54	T. RAZGATLIOGLU	BMW M 1000 RR	1'33.049
2	11	N. BULEGA	Ducati Panigale V4R	1'33.244
3	22	A. LOWES	Kawasaki ZX-10RR	1'33.724
4	1	A. BAUTISTA	Ducati Panigale V4R	1'33.761
5	87	R. GARDNER	Yamaha YZF R1	1'33.941
6	60	M. VAN DER MARK	BMW M 1000 RR	1'33.961
7	21	M. RINALDI	Ducati Panigale V4R	1'34.054
8	77	D. AEGERTER	Yamaha YZF R1	1'34.067
9	55	A. LOCATELLI	Yamaha YZF R1	1'34.080
10	45	S. REDDING	BMW M 1000 RR	1'34.262
11	14	S. LOWES	Ducati Panigale V4R	1'34.355
12	47	A. BASSANI	Kawasaki ZX-10RR	1'34.370
13	9	D. PETRUCCI	Ducati Panigale V4R	1'34.461
14	29	A. IANNONE	Ducati Panigale V4R	1'34.562
15	65	J. REA	Yamaha YZF R1	1'34.731
16	31	G. GERLOFF	BMW M 1000 RR	1'34.748
17	7	I. LECUONA	Honda CBR1000 RR-R	1'34.874
18	97	X. VIERGE	Honda CBR1000 RR-R	1'34.951
19	5	P. OETTL	Yamaha YZF R1	1'35.380
20	28	B. RAY	Yamaha YZF R1	1'35.449
21	95	T. MACKENZIE	Honda CBR1000 RR-R	1'35.456
22	27	A. NORRODIN	Honda CBR1000 RR-R	1'35.816
23	51	M. PIRRO	Ducati Panigale V4R	1'36.217
24	53	T. RABAT	Kawasaki ZX-10RR	1'37.377

SPEED

1	1	A. BAUTISTA	Ducati Panigale V4R	280,5
2	60	M. VAN DER MARK	BMW M 1000 RR	279,8
3	54	T. RAZGATLIOGLU	BMW M 1000 RR	279,1
4	29	A. IANNONE	Ducati Panigale V4R	278,4
5	9	D. PETRUCCI	Ducati Panigale V4R	277,6
6	21	M. RINALDI	Ducati Panigale V4R	277,6
7	97	X. VIERGE	Honda CBR1000 RR-R	276,9
8	11	N. BULEGA	Ducati Panigale V4R	276,2
9	45	S. REDDING	BMW M 1000 RR	275,5
10	31	G. GERLOFF	BMW M 1000 RR	275,5
11	14	S. LOWES	Ducati Panigale V4R	274,8
12	65	J. REA	Yamaha YZF R1	274,8
13	51	M. PIRRO	Ducati Panigale V4R	274,8
14	95	T. MACKENZIE	Honda CBR1000 RR-R	274,8
15	77	D. AEGERTER	Yamaha YZF R1	274,8
16	47	A. BASSANI	Kawasaki ZX-10RR	274,1
17	22	A. LOWES	Kawasaki ZX-10RR	274,1
18	7	I. LECUONA	Honda CBR1000 RR-R	272,7
19	87	R. GARDNER	Yamaha YZF R1	272,7
20	27	A. NORRODIN	Honda CBR1000 RR-R	272,7
21	55	A. LOCATELLI	Yamaha YZF R1	272,7
22	53	T. RABAT	Kawasaki ZX-10RR	272,0
23	28	B. RAY	Yamaha YZF R1	271,4
24	5	P. OETTL	Yamaha YZF R1	270,0

SEG. 1

1	54	T. RAZGATLIOGLU	25.982
2	11	N. BULEGA	26.091
3	60	M. VAN DER MARK	26.099
4	22	A. LOWES	26.117
5	1	A. BAUTISTA	26.147
6	21	M. RINALDI	26.173
7	55	A. LOCATELLI	26.177
8	87	R. GARDNER	26.181
9	77	D. AEGERTER	26.200
10	45	S. REDDING	26.247
11	47	A. BASSANI	26.274
12	14	S. LOWES	26.300
13	65	J. REA	26.325
14	29	A. IANNONE	26.341
15	31	G. GERLOFF	26.345
16	9	D. PETRUCCI	26.401
17	97	X. VIERGE	26.402
18	7	I. LECUONA	26.427
19	95	T. MACKENZIE	26.472
20	28	B. RAY	26.530
21	5	P. OETTL	26.565
22	27	A. NORRODIN	26.614
23	51	M. PIRRO	26.669
24	53	T. RABAT	27.060

SEG. 2

1	54	T. RAZGATLIOGLU	20.809
2	11	N. BULEGA	20.956
3	1	A. BAUTISTA	20.989
4	60	M. VAN DER MARK	21.078
5	22	A. LOWES	21.095
6	9	D. PETRUCCI	21.132
7	29	A. IANNONE	21.145
8	21	M. RINALDI	21.147
9	45	S. REDDING	21.165
10	77	D. AEGERTER	21.174
11	87	R. GARDNER	21.192
12	47	A. BASSANI	21.194
13	31	G. GERLOFF	21.204
14	55	A. LOCATELLI	21.220
15	65	J. REA	21.287
16	14	S. LOWES	21.290
17	97	X. VIERGE	21.376
18	5	P. OETTL	21.488
19	95	T. MACKENZIE	21.493
20	51	M. PIRRO	21.534
21	28	B. RAY	21.561
22	7	I. LECUONA	21.576
23	53	T. RABAT	21.692
24	27	A. NORRODIN	21.730

SEG. 3

1	54	T. RAZGATLIOGLU	25.108
2	11	N. BULEGA	25.263
3	87	R. GARDNER	25.357
4	60	M. VAN DER MARK	25.376
5	77	D. AEGERTER	25.393
6	21	M. RINALDI	25.412
7	1	A. BAUTISTA	25.423
8	55	A. LOCATELLI	25.459
9	22	A. LOWES	25.461
10	7	I. LECUONA	25.593
11	45	S. REDDING	25.625
12	9	D. PETRUCCI	25.635
13	14	S. LOWES	25.639
14	47	A. BASSANI	25.654
15	65	J. REA	25.690
16	97	X. VIERGE	25.755
17	31	G. GERLOFF	25.815
18	95	T. MACKENZIE	25.824
19	27	A. NORRODIN	25.852
20	29	A. IANNONE	25.887
21	5	P. OETTL	25.920
22	28	B. RAY	25.949
23	51	M. PIRRO	26.178
24	53	T. RABAT	26.631

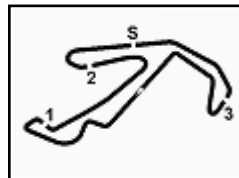
SEG. 4

1	11	N. BULEGA	20.889
2	22	A. LOWES	20.971
3	54	T. RAZGATLIOGLU	20.990
4	29	A. IANNONE	21.031
5	1	A. BAUTISTA	21.107
6	21	M. RINALDI	21.121
7	14	S. LOWES	21.125
8	9	D. PETRUCCI	21.126
9	87	R. GARDNER	21.155
10	77	D. AEGERTER	21.169
11	45	S. REDDING	21.181
12	55	A. LOCATELLI	21.184
13	31	G. GERLOFF	21.197
14	47	A. BASSANI	21.199
15	97	X. VIERGE	21.249
16	7	I. LECUONA	21.278
17	65	J. REA	21.286
18	60	M. VAN DER MARK	21.296
19	5	P. OETTL	21.369
20	28	B. RAY	21.394
21	95	T. MACKENZIE	21.418
22	51	M. PIRRO	21.474
23	27	A. NORRODIN	21.589
24	53	T. RABAT	21.663

16/06/2024

These data/results cannot be reproduced, stored and/or transmitted in whole or in part by any manner of electronic, mechanical, photocopying, recording, broadcasting or otherwise now known or herein after developed without the previous express consent by the copyright owner, except for reproduction in daily press and regular printed publications on sale to the public within 60 days of the event related to those data/results and always provided that copyright symbol appears together as follows below.

© DORNA WSBK ORGANIZATION Srl 2024



Misano Circuit Sic 58 4.226 m

Pirelli Emilia-Romagna Round, 14-16 June 2024

Ideal Times Warm Up

No.	Rider	Nat	Bike	Seg. 1	Seg. 2	Seg. 3	Seg. 4	Ideal Time		
				Diff. 1	Diff. 2	Diff. 3	Diff. 4	Best Lap	Pos.	Diff.
1	54 T. RAZGATLIOGLU	TUR	BMW M 1000 RR	25.982	20.809	25.108 +0.140	20.990 +0.020	1'32.889 1'33.049	1	0.160
2	11 N. BULEGA	ITA	Ducati Panigale V4R	26.091 +0.011	20.956	25.263 +0.034	20.889	1'33.199 1'33.244	2	0.045
3	22 A. LOWES	GBR	Kawasaki ZX-10RR	26.117	21.095	25.461 +0.080	20.971	1'33.644 1'33.724	3	0.080
4	1 A. BAUTISTA	ESP	Ducati Panigale V4R	26.147 +0.026	20.989 +0.047	25.423 +0.002	21.107 +0.020	1'33.666 1'33.761	4	0.095
5	60 M. VAN DER MARK	NED	BMW M 1000 RR	26.099	21.078 +0.033	25.376 +0.051	21.296 +0.028	1'33.849 1'33.961	6	0.112
6	21 M. RINALDI	ITA	Ducati Panigale V4R	26.173 +0.116	21.147	25.412 +0.085	21.121	1'33.853 1'34.054	7	0.201
7	87 R. GARDNER	AUS	Yamaha YZF R1	26.181 +0.056	21.192	25.357	21.155	1'33.885 1'33.941	5	0.056
8	77 D. AEGERTER	SUI	Yamaha YZF R1	26.200 +0.008	21.174 +0.032	25.393 +0.047	21.169 +0.044	1'33.936 1'34.067	8	0.131
9	55 A. LOCATELLI	ITA	Yamaha YZF R1	26.177 +0.040	21.220	25.459	21.184	1'34.040 1'34.080	9	0.040
10	45 S. REDDING	GBR	BMW M 1000 RR	26.247	21.165	25.625 +0.044	21.181	1'34.218 1'34.262	10	0.044
11	9 D. PETRUCCI	ITA	Ducati Panigale V4R	26.401	21.132	25.635 +0.090	21.126 +0.077	1'34.294 1'34.461	13	0.167
12	47 A. BASSANI	ITA	Kawasaki ZX-10RR	26.274	21.194 +0.049	25.654	21.199	1'34.321 1'34.370	12	0.049
13	14 S. LOWES	GBR	Ducati Panigale V4R	26.300	21.290 +0.001	25.639	21.125	1'34.354 1'34.355	11	0.001
14	29 A. IANNONE	ITA	Ducati Panigale V4R	26.341	21.145	25.887 +0.036	21.031 +0.122	1'34.404 1'34.562	14	0.158
15	31 G. GERLOFF	USA	BMW M 1000 RR	26.345	21.204	25.815 +0.103	21.197 +0.084	1'34.561 1'34.748	16	0.187
16	65 J. REA	GBR	Yamaha YZF R1	26.325 +0.083	21.287 +0.060	25.690	21.286	1'34.588 1'34.731	15	0.143
17	97 X. VIERGE	ESP	Honda CBR1000 RR-R	26.402 +0.126	21.376	25.755	21.249 +0.043	1'34.782 1'34.951	18	0.169
18	7 I. LECUONA	ESP	Honda CBR1000 RR-R	26.427	21.576	25.593	21.278	1'34.874 1'34.874	17	
19	95 T. MACKENZIE	GBR	Honda CBR1000 RR-R	26.472	21.493 +0.149	25.824 +0.100	21.418	1'35.207 1'35.456	21	0.249
20	5 P. OETTL	GER	Yamaha YZF R1	26.565	21.488	25.920	21.369 +0.038	1'35.342 1'35.380	19	0.038
21	28 B. RAY	GBR	Yamaha YZF R1	26.530	21.561	25.949	21.394 +0.015	1'35.434 1'35.449	20	0.015
22	27 A. NORRODIN	MAS	Honda CBR1000 RR-R	26.614	21.730 +0.031	25.852	21.589	1'35.785 1'35.816	22	0.031
23	51 M. PIRRO	ITA	Ducati Panigale V4R	26.669 +0.123	21.534 +0.103	26.178 +0.136	21.474	1'35.855 1'36.217	23	0.362
24	53 T. RABAT	ESP	Kawasaki ZX-10RR	27.060 +0.016	21.692	26.631 +0.315	21.663	1'37.046 1'37.377	24	0.331
Overall Ideal Time				25.982	20.809	25.108	20.889	1'32.788		

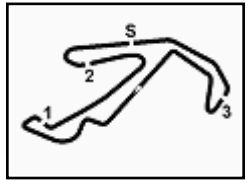
16/06/2024

These data/results cannot be reproduced, stored and/or transmitted in whole or in part by any manner of electronic, mechanical, photocopying, recording, broadcasting or otherwise now known or herein after developed without the previous express consent by the copyright owner, except for reproduction in daily press and regular printed publications on sale to the public within 60 days of the event related to those data/results and always provided that copyright symbol appears together as follows below.

© DORNA WSBK ORGANIZATION Srl 2024

FIGR PERUGIA TIMING





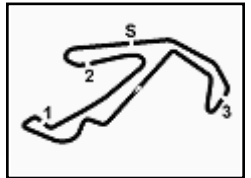
Pirelli Emilia-Romagna Round, 14-16 June 2024
Chronological Analysis Warm Up

1° 54 T. RAZGATLIOGLU [1'33.049]								7° 21 M. RINALDI [1'34.054]							
Lap	Seg1	Seg2	Seg3	Seg4	Lap Time	km/h	Local Time	Lap	Seg1	Seg2	Seg3	Seg4	Lap Time	km/h	Local Time
1		22.161	26.253	21.729		274,8		1							
2	26.380	21.122	25.368	21.156	1'34.026	279,1	9:03'39.586	2	53.373	23.315	28.293	22.217	2'07.198P	251,7	9:02'22.989
3	26.117	20.944	25.381	21.039	1'33.481C	278,4	9:05'13.067	3	26.389	21.679	25.572	21.366	1'35.006	274,8	9:03'57.995
4	26.099	21.923	25.276	20.990	1'34.288	278,4	9:06'47.355	4	26.357	21.352	25.412	21.125	1'34.246C	276,9	9:05'32.241
5	25.982	20.809	25.248	21.010	1'33.049	277,6	9:08'20.404	5	26.173	21.327	25.442	21.121	1'34.063	277,6	9:07'06.304
6	26.038	20.863	25.292	21.132	1'33.325C	279,1	9:09'53.729	6	26.265	24.000	26.816	21.665	1'38.746	273,4	9:08'45.050
7	26.061	20.901	25.108	21.012	1'33.082	276,9	9:11'26.811	7	26.289	21.147	25.497	21.121	1'34.054	274,8	9:10'19.104
2° 11 N. BULEGA [1'33.244]								8° 77 D. AEGERTER [1'34.067]							
Lap	Seg1	Seg2	Seg3	Seg4	Lap Time	km/h	Local Time	Lap	Seg1	Seg2	Seg3	Seg4	Lap Time	km/h	Local Time
1								1							
2	43.855	21.890	25.768	21.314	1'52.827P	275,5	9:02'59.054	2	45.299	22.510	26.358	21.544	1'55.711P	272,0	9:02'01.635
3	26.150	21.122	25.273	21.011	1'33.556	275,5	9:04'32.610	3	26.585	21.369	25.693	21.341	1'34.988	274,8	9:03'36.623
4	26.091	21.152	25.263	20.890	1'33.396	275,5	9:06'06.006	4	26.208	21.206	25.440	21.213	1'34.067	274,1	9:05'10.690
5	26.102	20.956	25.297	20.889	1'33.244	276,2	9:07'39.250	5	26.348	21.204	25.393	21.169	1'34.114	271,4	9:06'44.804
6	36.391	23.024	27.389			255,9		6	26.200	21.342	25.613	21.253	1'34.408	271,4	9:08'19.212
3° 22 A. LOWES [1'33.724]								9° 55 A. LOCATELLI [1'34.080]							
Lap	Seg1	Seg2	Seg3	Seg4	Lap Time	km/h	Local Time	Lap	Seg1	Seg2	Seg3	Seg4	Lap Time	km/h	Local Time
1		22.116	33.702	21.770		155,2		1							
2	26.415	21.469	25.590	21.419	1'34.893	272,0	9:04'13.718	2	47.983	21.901	27.452	21.462	1'58.798P	259,0	9:02'34.518
3	26.323	21.334	25.461	21.069	1'34.187C	272,7	9:05'47.905	3	26.360	21.383	25.717	21.218	1'34.678	272,0	9:04'09.196
4	26.425	21.154	25.540	21.104	1'34.223	273,4	9:07'22.128	4	26.387	21.315	25.662	21.266	1'34.630C	270,0	9:05'43.826
5	26.348	21.116	25.531	20.975	1'33.970	274,1	9:08'56.098	5	26.217	21.220	25.459	21.184	1'34.080	272,7	9:07'17.906
6	26.117	21.095	25.541	20.971	1'33.724	271,4	9:10'29.822	6	26.210	21.223	25.493	21.220	1'34.146	270,7	9:08'52.052
4° 1 A. BAUTISTA [1'33.761]								10° 45 S. REDDING [1'34.262]							
Lap	Seg1	Seg2	Seg3	Seg4	Lap Time	km/h	Local Time	Lap	Seg1	Seg2	Seg3	Seg4	Lap Time	km/h	Local Time
1								1							
2	42.924	22.127	26.328	21.410	1'52.789P	279,8	9:02'01.259	2	26.448	21.535	25.625	21.252	1'34.860	275,5	9:03'30.447
3	26.704	21.227	25.591	21.200	1'34.722	280,5	9:03'35.981	3	26.501	24.855	34.588	21.248	1'47.192	110,2	9:05'17.639
4	26.310	21.295	25.683	21.187	1'34.475	278,4	9:05'10.456	4	26.247	21.165	25.669	21.181	1'34.262	275,5	9:06'51.901
5	26.268	21.002	25.534	21.107	1'33.911	278,4	9:06'44.367	5	26.451	21.383	25.700	21.239	1'34.773	275,5	9:08'26.674
6	26.173	21.036	25.425	21.127	1'33.761	279,8	9:08'18.128	6	26.449	29.705	26.158	21.447	1'43.759	274,1	9:10'10.433
7	26.147	21.021	25.557	21.138	1'33.863	276,9	9:09'51.991								
8	26.175	20.989	25.423	21.259	1'33.846	279,1	9:11'25.837								
5° 87 R. GARDNER [1'33.941]								11° 14 S. LOWES [1'34.355]							
Lap	Seg1	Seg2	Seg3	Seg4	Lap Time	km/h	Local Time	Lap	Seg1	Seg2	Seg3	Seg4	Lap Time	km/h	Local Time
1								1							
2	43.307	22.413	26.745	22.342	1'54.807P	271,4	9:02'00.689	2	45.177	22.388	27.183	21.780	1'56.528P	270,0	9:02'27.274
3	26.247	21.463	25.536	21.225	1'34.471	272,7	9:03'35.160	3	26.692	21.392	25.808	21.397	1'35.289	274,1	9:04'02.563
4	26.315	23.877	26.096	21.392	1'37.680	270,7	9:05'12.840	4	26.419	21.290	25.658	21.355	1'34.722C	274,8	9:05'37.285
5	26.181	21.480	25.605	21.244	1'34.510	272,7	9:06'47.350	5	26.300	21.291	25.639	21.125	1'34.355	272,7	9:07'11.640
6	26.237	21.192	25.357	21.155	1'33.941	272,7	9:08'21.291	6	26.362	29.126	25.920	21.294	1'42.702	272,7	9:08'54.342
7	26.270	21.237	25.705	21.369	1'34.581	270,7	9:09'55.872	7	26.322	21.432	25.699	21.213	1'34.666	272,0	9:10'29.008
8	26.231	21.297	25.456	21.193	1'34.177	272,0	9:11'30.049								
6° 60 M. VAN DER MARK [1'33.961]								12° 47 A. BASSANI [1'34.370]							
Lap	Seg1	Seg2	Seg3	Seg4	Lap Time	km/h	Local Time	Lap	Seg1	Seg2	Seg3	Seg4	Lap Time	km/h	Local Time
1		22.346	26.613	21.501		268,0		1		22.935	27.911	22.280		261,5	
2	26.186	21.130	25.776	21.296	1'34.388	279,8	9:03'40.568	2	26.552	21.381	26.041	21.250	1'35.224	272,7	9:03'56.013
3	26.280	21.078	25.376	21.229	1'33.963C	278,4	9:05'14.531	3	26.281	21.224	25.776	21.352	1'34.633C	272,7	9:05'30.646
4	26.368	21.108	25.578	21.071	1'34.125C	274,1	9:06'48.656	4	26.274	21.243	25.654	21.199	1'34.370	272,7	9:07'05.016
5	26.099	21.111	25.427	21.324	1'33.961	276,9	9:08'22.617	5	26.369	21.194	25.682	21.212	1'34.457	274,1	9:08'39.473
6	26.257	21.079	25.703	21.341	1'34.380	274,1	9:09'56.997	6	26.405	21.269	25.741	21.406	1'34.821	271,4	9:10'14.294
7	26.188	21.196	25.719	21.328	1'34.431	274,8	9:11'31.428								
13° 9 D. PETRUCCI [1'34.461]															
Lap	Seg1	Seg2	Seg3	Seg4	Lap Time	km/h	Local Time								
1															

16/06/2024 P = Pits In/Out - C = Lap Time Cancelled

These data/results cannot be reproduced, stored and/or transmitted in whole or in part by any manner of electronic, mechanical, photocopying, recording, broadcasting or otherwise now known or herein after developed without the previous express consent by the copyright owner, except for reproduction in daily press and regular printed publications on sale to the public within 60 days of the event related to those data/results and always provided that copyright symbol appears together as follows below.

© DORNA WSBK ORGANIZATION Srl 2024



Lap	Seg.1	Seg.2	Seg.3	Seg.4	Lap Time	km/h	Local Time
1							
2	46.376	22.948	27.948	22.247	1'59.519P	262,8	9:02'20.494
3	26.651	21.360	26.064	21.426	1'35.501	272,7	9:03'55.995
4	26.764	21.169	25.708	21.170	1'34.811C	276,2	9:05'30.806
5	26.516	21.228	25.635	21.126	1'34.505	277,6	9:07'05.311
6	26.401	21.132	25.725	21.203	1'34.461	276,9	9:08'39.772
7	26.459	21.135	25.727	21.262	1'34.583	276,2	9:10'14.355

14° 29 A. IANNONE [1'34.562]							
Lap	Seg.1	Seg.2	Seg.3	Seg.4	Lap Time	km/h	Local Time
1		24.414	27.993	37.054		261,5	
2	28.185	21.990	25.949	21.359	1'37.483	276,9	9:03'44.814
3	26.575	21.254	26.136	21.082	1'35.047C	278,4	9:05'19.861
4	26.341	21.145	25.923	21.153	1'34.562	276,2	9:06'54.423
5	26.450	21.232	25.887	21.126	1'34.695	277,6	9:08'29.118
6	26.541	21.246	25.954	21.031	1'34.772	274,8	9:10'03.890

15° 65 J. REA [1'34.731]							
Lap	Seg.1	Seg.2	Seg.3	Seg.4	Lap Time	km/h	Local Time
1							
2	43.137	21.977	26.422	32.410	2'03.946P	270,7	9:02'05.104
3	26.584	21.542	25.929	21.443	1'35.498	274,8	9:03'40.602
4	26.910	21.687	25.947	21.339	1'35.883	272,0	9:05'16.485
5	26.408	21.347	25.690	21.286	1'34.731	272,7	9:06'51.216
6	32.997	21.811	27.037	21.601	1'43.446	261,5	9:08'34.662
7	26.325	21.287	25.705	21.476	1'34.793	272,7	9:10'09.455

16° 31 G. GERLOFF [1'34.748]							
Lap	Seg.1	Seg.2	Seg.3	Seg.4	Lap Time	km/h	Local Time
1		22.113	26.483	21.631	C	274,8	
2	26.357	21.593	25.815	21.197	1'34.962	275,5	9:04'20.220
3	26.345	21.204	25.918	21.281	1'34.748	274,1	9:05'54.968
4	26.550	21.422	25.944	21.256	1'35.172	275,5	9:07'30.140
5	26.404	22.284	26.162	21.518	1'36.368	274,1	9:09'06.508
6	26.350	21.276	25.905	21.275	1'34.806	274,1	9:10'41.314

17° 71 I. LECUONA [1'34.874]							
Lap	Seg.1	Seg.2	Seg.3	Seg.4	Lap Time	km/h	Local Time
1		21.895	26.253	21.403		272,0	
2	26.427	21.576	25.593	21.278	1'34.874	272,7	9:03'30.106
3	26.827						

18° 97 X. VIERGE [1'34.951]							
Lap	Seg.1	Seg.2	Seg.3	Seg.4	Lap Time	km/h	Local Time
1		22.412	26.676	22.116		273,4	
2	26.706	21.492	26.264	21.796	1'36.258	276,9	9:03'37.012
3	26.461	21.555	25.861	21.249	1'35.126	274,1	9:05'12.138
4	26.402	21.508	25.881	26.954	1'40.745	273,4	9:06'52.883
5	26.528	21.376	25.755	21.292	1'34.951	276,9	9:08'27.834
6	26.640	28.341	27.063	21.912	1'43.956	274,1	9:10'11.790

19° 5 P. OETTL [1'35.380]							
Lap	Seg.1	Seg.2	Seg.3	Seg.4	Lap Time	km/h	Local Time
1							
2	41.983	21.969	26.095	21.662	1'51.709P	268,7	9:01'56.154
3	26.565	21.488	25.920	21.407	1'35.380	269,3	9:03'31.534
4	26.750	24.236	29.480	23.188	1'43.654	255,9	9:05'15.188
5	26.626	21.605	25.987	21.369	1'35.587	270,0	9:06'50.775
6	26.887	21.655	25.926	21.392	1'35.860	269,3	9:08'26.635
7	26.750	21.503	25.992	21.402	1'35.647	267,3	9:10'02.282

20° 28 B. RAY [1'35.449]							
Lap	Seg.1	Seg.2	Seg.3	Seg.4	Lap Time	km/h	Local Time
1							
2	43.991	23.397	27.321	22.639	1'57.348P	259,6	9:02'00.722
3	27.105	22.158	26.134	21.684	1'37.081	268,7	9:03'37.803
4	26.700	21.868	26.141	21.566	1'36.275	265,4	9:05'14.078
5	26.651	21.905	25.963	21.394	1'35.913	268,7	9:06'49.991
6	26.530	21.561	25.949	21.409	1'35.449	270,0	9:08'25.440
7	31.607	24.230	26.380	22.151	1'44.368C	271,4	9:10'09.808

21° 95 T. MACKENZIE [1'35.456]							
Lap	Seg.1	Seg.2	Seg.3	Seg.4	Lap Time	km/h	Local Time
1		22.635	26.739	21.791		272,7	
2	27.115	21.704	26.011	21.685	1'36.515	272,0	9:03'44.387
3	26.619	21.545	26.492	21.305	1'35.961C	273,4	9:05'20.348
4	26.702	21.493	25.824	21.456	1'35.475	274,8	9:06'55.823
5	27.034	21.683	25.943	21.504	1'36.164C	272,0	9:08'31.987
6	26.472	21.642	25.924	21.418	1'35.456	272,0	9:10'07.443

22° 27 A. NORRODIN [1'35.816]							
Lap	Seg.1	Seg.2	Seg.3	Seg.4	Lap Time	km/h	Local Time
1		22.489	26.334	21.994		270,7	
2	26.768	21.876	26.013	21.671	1'36.328	270,7	9:03'38.810
3	26.641	21.730	25.941	21.650	1'35.962C	271,4	9:05'14.772
4	26.614	21.761	25.852	21.589	1'35.816	272,7	9:06'50.588
5	26.897	22.544	26.053	21.668	1'37.162	272,7	9:08'27.750
6	27.388	25.732	26.486	21.731	1'41.337C	266,0	9:10'09.087

23° 51 M. PIRRO [1'36.217]							
Lap	Seg.1	Seg.2	Seg.3	Seg.4	Lap Time	km/h	Local Time
1							
2	49.317	22.510	26.843	21.887	2'00.557P	274,1	9:02'27.953
3	26.792	21.637	26.314	21.474	1'36.217	274,1	9:04'04.170
4	26.752	21.565	26.178	21.452	1'35.947C	274,8	9:05'40.117
5	26.669	21.866	26.417	21.704	1'36.656	270,7	9:07'16.773
6	26.780	26.645	27.479	21.726	1'42.630	269,3	9:08'59.403
7	26.855	21.534	26.360	21.547	1'36.296	272,7	9:10'35.699

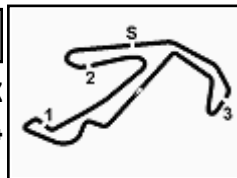
24° 53 T. RABAT [1'37.377]							
Lap	Seg.1	Seg.2	Seg.3	Seg.4	Lap Time	km/h	Local Time
1		22.343	26.631	21.764		271,4	
2	27.076	21.692	26.946	21.663	1'37.377	272,0	9:03'41.555
3	27.060	24.497	26.947	21.709	1'40.213C	272,0	9:05'21.768
4	27.113	24.373	29.195	37.268	1'57.949P	258,4	9:07'19.717
5	2'32.854	23.682	29.276	23.615	3'49.427P	254,1	9:11'09.144

16/06/2024

P = Pits In/Out - C = Lap Time Cancelled

These data/results cannot be reproduced, stored and/or transmitted in whole or in part by any manner of electronic, mechanical, photocopying, recording, broadcasting or otherwise now known or herein after developed without the previous express consent by the copyright owner, except for reproduction in daily press and regular printed publications on sale to the public within 60 days of the event related to those data/results and always provided that copyright symbol appears together as follows below.

© DORNA WSBK ORGANIZATION Srl 2024



Pirelli Emilia-Romagna Round, 14-16 June 2024

Best Laps & Speeds

Misano Circuit Sic 58 4.226 m

No.	Rider	Nat	Best Lap		FP1		FP2		FP3		SP		RC1		WUP	
			LL	SPD	LL	SPD	LL	SPD	LL	SPD	LL	SPD	LL	SPD	LL	SPD
1	54 T. RAZGATLIOGLU BMW M 1000 RR	TUR	1'32.320 67 279,1		1'33.448 18 273,4	1'34.221 6 272,7	1'33.369 9 276,2	1'32.320 7 277,6	1'33.946 21 277,6	1'33.049 6 279,1						
2	11 N. BULEGA Ducati Panigale V4R	ITA	1'32.556 84 280,5		1'34.029 21 276,2	1'33.511 20 272,7	1'33.114 10 277,6	1'32.556 8 276,9	1'33.920 21 280,5	1'33.244 4 276,2						
3	87 R. GARDNER Yamaha YZF R1	AUS	1'32.906 86 272,7		1'34.462 22 271,4	1'33.921 18 266,7	1'33.332 10 271,4	1'32.906 8 271,4	1'34.064 21 270,7	1'33.941 7 272,7						
4	22 A. LOWES Kawasaki ZX-10RR	GBR	1'33.075 85 275,5		1'34.008 20 272,7	1'34.287 24 270,0	1'33.886 8 273,4	1'33.075 7 274,8	1'34.262 21 275,5	1'33.724 5 274,1						
5	1 A. BAUTISTA Ducati Panigale V4R	ESP	1'33.111 93 282,0		1'34.323 24 279,1	1'33.913 22 276,2	1'33.125 11 280,5	1'33.111 8 282,0	1'34.071 21 280,5	1'33.761 7 280,5						
6	55 A. LOCATELLI Yamaha YZF R1	ITA	1'33.129 85 274,8		1'34.612 24 270,7	1'34.438 16 270,7	1'34.267 10 274,8	1'33.129 8 274,1	1'34.290 21 274,1	1'34.080 6 272,7						
7	29 A. IANNONE Ducati Panigale V4R	ITA	1'33.188 85 278,4		1'34.320 24 275,5	1'33.960 17 272,0	1'33.343 11 277,6	1'33.188 7 276,9	1'34.212 21 276,9	1'34.562 5 278,4						
8	14 S. LOWES Ducati Panigale V4R	GBR	1'33.196 82 275,5		1'34.914 21 270,7	1'34.382 20 270,0	1'34.036 12 273,4	1'33.196 8 275,5	1'34.568 15 274,1	1'34.355 6 274,8						
9	77 D. AEGERTER Yamaha YZF R1	SUI	1'33.234 78 276,2		1'34.751 22 270,7	1'34.384 22 269,3	1'33.571 10 271,4	1'33.234 7 272,0	1'35.264 10 276,2	1'34.067 7 274,8						
10	53 T. RABAT Kawasaki ZX-10RR	ESP	1'33.544 83 276,2		1'34.945 21 270,7	1'34.794 21 270,0	1'34.484 9 274,8	1'33.544 7 274,8	1'34.904 21 276,2	1'37.377 4 272,0						
11	47 A. BASSANI Kawasaki ZX-10RR	ITA	1'33.608 83 276,9		1'34.245 19 271,4	1'34.756 22 269,3	1'34.061 9 274,1	1'33.608 7 274,8	1'34.665 21 276,9	1'34.370 5 274,1						
12	31 G. GERLOFF BMW M 1000 RR	USA	1'33.619 82 278,4		1'34.978 22 274,8	1'35.137 16 270,7	1'33.619 10 275,5	1'33.634 8 277,6	1'35.271 21 278,4	1'34.748 5 275,5						
13	9 D. PETRUCCI Ducati Panigale V4R	ITA	1'33.632 75 277,6		1'34.857 21 274,1	1'34.476 11 271,4	1'34.086 8 277,6	1'33.632 8 276,2	1'34.735 21 276,2	1'34.461 6 277,6						
14	7 I. LECUONA Honda CBR1000 RR-R	ESP	1'33.644 78 276,9		1'34.544 20 271,4	1'34.222 19 269,3	1'34.054 10 272,0	1'33.644 7 273,4	1'34.900 21 276,9	1'34.874 1 272,7						
15	65 J. REA Yamaha YZF R1	GBR	1'33.682 62 275,5		1'34.462 21 272,0	1'34.544 19 267,3	1'34.310 8 270,7	1'33.682 8 272,7	275,5	1'34.731 6 274,8						
16	60 M. VAN DER MARK BMW M 1000 RR	NED	1'33.774 82 279,8		1'34.436 18 274,8	1'34.592 22 270,0	1'34.015 11 274,8	1'33.774 4 276,9	1'34.542 21 276,9	1'33.961 6 279,8						
17	97 X. VIERGE Honda CBR1000 RR-R	ESP	1'33.834 83 276,9		1'35.079 21 272,0	1'34.754 19 270,7	1'34.122 10 274,1	1'33.834 7 276,2	1'35.023 21 270,7	1'34.951 5 276,9						
18	21 M. RINALDI Ducati Panigale V4R	ITA	1'33.935 90 279,1		1'34.910 21 272,0	1'34.417 22 270,0	1'34.137 12 275,5	1'33.935 8 275,5	1'35.286 21 279,1	1'34.054 6 277,6						
19	51 M. PIRRO Ducati Panigale V4R	ITA	1'33.942 77 275,5		1'34.515 17 272,0	1'34.803 17 270,7	1'34.568 8 275,5	1'33.942 8 275,5	1'35.027 21 275,5	1'36.217 6 274,8						
20	45 S. REDDING BMW M 1000 RR	GBR	1'34.104 76 276,2		1'35.109 19 272,7	1'34.832 14 269,3	1'34.943 10 272,7	1'34.104 7 276,2	1'35.405 21 274,8	1'34.262 5 275,5						
21	5 P. OETTL Yamaha YZF R1	GER	1'34.675 71 270,7		1'35.602 6 267,3	1'35.755 19 264,1	1'34.675 10 266,7	1'35.032 9 268,0	1'36.000 21 270,7	1'35.380 6 270,0						
22	95 T. MACKENZIE Honda CBR1000 RR-R	GBR	1'34.733 61 274,8		1'35.930 17 272,0	1'35.105 15 268,0	1'35.174 9 270,7	1'34.733 7 272,0	1'36.246 8 274,8	1'35.456 5 274,8						
23	28 B. RAY Yamaha YZF R1	GBR	1'35.267 79 271,4		1'36.823 18 266,7	1'36.666 17 263,4	1'35.267 9 268,0	1'35.538 8 267,3	1'36.261 21 268,7	1'35.449 6 271,4						
24	27 A. NORRODIN Honda CBR1000 RR-R	MAS	1'35.816 75 272,7		1'37.399 17 264,1	1'37.933 15 261,5	1'36.896 10 266,7	1'36.082 7 270,0	1'36.385 21 272,7	1'35.816 5 272,7						

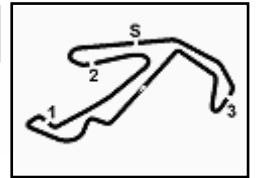
16/06/2024

These data/results cannot be reproduced, stored and/or transmitted in whole or in part by any manner of electronic, mechanical, photocopying, recording, broadcasting or otherwise now known or herein after developed without the previous express consent by the copyright owner, except for reproduction in daily press and regular printed publications on sale to the public within 60 days of the event related to those data/results and always provided that copyright symbol appears together as follows below.

© DORNA WSBK ORGANIZATION Srl 2024

FICR PERUGIA TIMING






Misano Circuit Sic 58 4.226 m

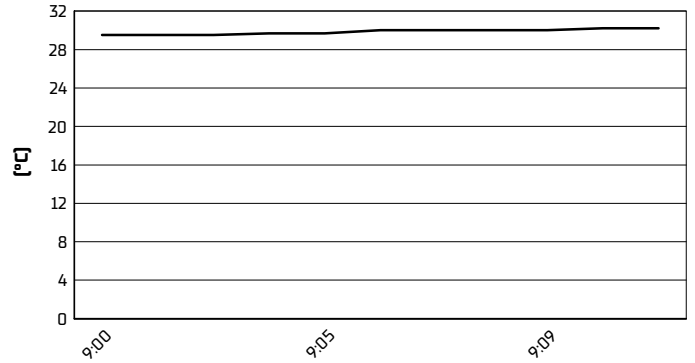
Pirelli Emilia-Romagna Round, 14-16 June 2024
Weather Report Warm Up

Session started 09:00 - Session ended 9:12


Air Temperature




Track Temperature



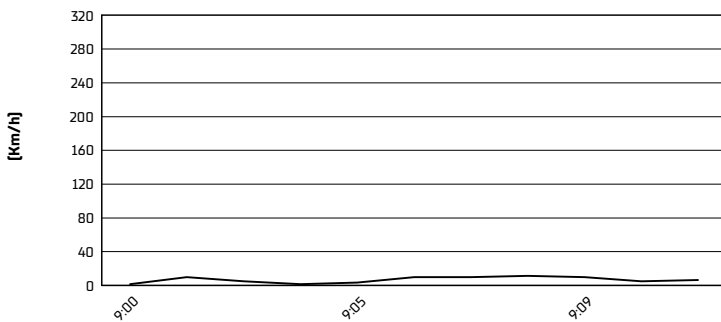
Air Pressure



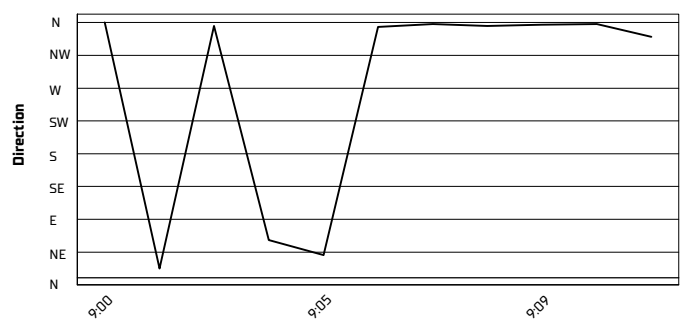
Humidity



Wind Speed



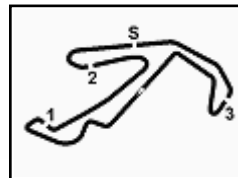
Wind Direction



16/06/2024

These data/results cannot be reproduced, stored and/or transmitted in whole or in part by any manner of electronic, mechanical, photocopying, recording, broadcasting or otherwise now known or herein after developed without the previous express consent by the copyright owner, except for reproduction in daily press and regular printed publications on sale to the public within 60 days of the event related to those data/results and always provided that copyright symbol appears together as follows below.

© DORNA WSBK ORGANIZATION Srl 2024



Misano Circuit Sic 58 4.226 m

Pirelli Emilia-Romagna Round, 14-16 June 2024

Starting Grid - Tissot Superpole Race (10 Laps x 4,226 km = 42,260 km)

1	1	54 RAZGATLIOGLU T. BMW 1'32.320	2	11 BULEGA N. Ducati 1'32.556	3	87 GARDNER R. Yamaha 1'32.906
2	4	22 LOWES A. Kawasaki 1'33.075	5	1 BAUTISTA A. Ducati 1'33.111	6	55 LOCATELLI A. Yamaha 1'33.129
3	7	29 IANNONE A. Ducati 1'33.188	8	14 LOWES S. Ducati 1'33.196	9	77 AEGERTER D. Yamaha 1'33.234
4	10	53 RABAT T. Kawasaki 1'33.544	11	47 BASSANI A. Kawasaki 1'33.608	12	9 PETRUCCI D. Ducati 1'33.632
5	13	31 GERLOFF G. BMW 1'33.634	14	7 LECUONA I. Honda 1'33.644	15	65 REA J. Yamaha 1'33.682
6	16	60 VAN DER MARK M. BMW 1'33.774	17	97 VIERGE X. Honda 1'33.834	18	21 RINALDI M. Ducati 1'33.935
7	19	51 PIRRO M. Ducati 1'33.942	20	45 REDDING S. BMW 1'34.104	21	95 MACKENZIE T. Honda 1'34.733
8	22	5 OETTL P. Yamaha 1'35.032	23	28 RAY B. Yamaha 1'35.538	24	27 NORRODIN A. Honda 1'36.082

16/06/2024 The Race Director

These data/results cannot be reproduced, stored and/or transmitted in whole or in part by any manner of electronic, mechanical, photocopying, recording, broadcasting or otherwise now known or herein after developed without the previous express consent by the copyright owner, except for reproduction in daily press and regular printed publications on sale to the public within 60 days of the event related to those data/results and always provided that copyright symbol appears together as follows below. © DORNA WSBK ORGANIZATION Srl 2024