

**Pirelli Emilia-Romagna Round, 14-16 June 2024**  
**Chronological Analysis Race 1**

Misano Circuit Sic 58 4.226 m

Start at 15:15'29.449

1 / 5

1° 99 A. HUERTAS [1'37.404]								4° 53 V. DEBISE [1'37.812]							
Lap	Seg1	Seg2	Seg3	Seg4	Lap Time	km/h	Local Time	Lap	Seg1	Seg2	Seg3	Seg4	Lap Time	km/h	Local Time
1		22.464	26.808	21.984	1'46.516	237,9	15:17'15.965	1		22.975	27.057	22.167	1'48.621	236,8	15:17'18.070
2	27.074	22.386	26.827	21.807	1'38.094	238,9	15:18'54.059	2	26.832	22.554	27.009	21.825	1'38.220	234,8	15:18'56.290
3	27.053	22.303	26.946	21.729	1'38.031	237,4	15:20'32.090	3	<b>26.722</b>	22.603	26.868	21.803	1'37.996	234,8	15:20'34.286
4	27.010	22.471	26.862	21.823	1'38.166	239,5	15:22'10.256	4	26.838	22.519	26.821	21.884	1'38.062	234,8	15:22'12.348
5	26.894	22.418	26.850	21.763	1'37.925	237,4	15:23'48.181	5	26.758	22.566	26.845	21.777	1'37.946	234,8	15:23'50.294
6	26.948	22.532	26.865	21.766	1'38.111	236,8	15:25'26.292	6	26.792	22.613	26.888	21.800	1'38.093	235,8	15:25'28.387
7	26.889	22.460	26.886	<b>21.689</b>	1'37.924	236,8	15:27'04.216	7	<b>26.722</b>	22.583	<b>26.756</b>	21.829	1'37.890	236,3	15:27'06.277
8	26.966	22.369	26.857	21.776	1'37.968	237,9	15:28'42.184	8	26.779	22.578	26.907	21.902	1'38.166	237,4	15:28'44.443
9	26.995	<b>22.215</b>	26.674	21.764	1'37.648	241,1	15:30'19.832	9	26.874	22.546	26.803	21.847	1'38.070	<b>237,9</b>	15:30'22.513
10	26.852	22.399	26.957	21.756	1'37.964	235,8	15:31'57.796	10	26.874	22.580	26.950	21.933	1'38.337	236,8	15:32'00.850
11	26.865	22.306	26.786	21.801	1'37.758C	238,4	15:33'35.554	11	26.766	22.522	27.131	21.913	1'38.332	235,8	15:33'39.182
12	26.973	22.228	26.901	21.733	1'37.835	236,8	15:35'13.389	12	26.774	22.575	26.921	21.866	1'38.136	235,3	15:35'17.318
13	26.953	22.291	26.863	21.848	1'37.955	239,5	15:36'51.344	13	26.811	22.531	27.028	<b>21.729</b>	1'38.099	235,3	15:36'55.417
14	27.005	22.328	26.654	21.705	1'37.692	238,4	15:38'29.036	14	26.847	<b>22.417</b>	26.829	21.796	1'37.889	235,3	15:38'33.306
15	26.985	22.374	26.701	21.966	1'38.026	240,5	15:40'07.062	15	26.899	22.478	26.915	21.801	1'38.093	236,3	15:40'11.399
16	26.994	22.344	26.766	21.812	1'37.916	237,9	15:41'44.978	16	26.771	22.461	26.827	21.753	<b>1'37.812</b>	236,3	15:41'49.211
17	26.985	22.279	26.712	21.744	1'37.720	<b>242,7</b>	15:43'22.698	17	26.773	22.512	27.051	21.752	1'38.088	236,8	15:43'27.299
18	<b>26.810</b>	22.279	<b>26.586</b>	21.729	<b>1'37.404</b>	242,2	15:45'00.102	18	26.757	22.520	26.974	22.444	1'38.695	236,8	15:45'05.994
Race Time 29'30.653								Race Time 29'36.545							

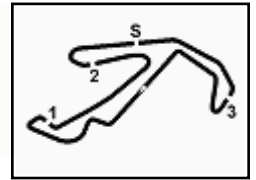
2° 55 Y. MONTELLA [1'37.592]								5° 9 J. NAVARRO [1'38.053]							
Lap	Seg1	Seg2	Seg3	Seg4	Lap Time	km/h	Local Time	Lap	Seg1	Seg2	Seg3	Seg4	Lap Time	km/h	Local Time
1		22.614	26.897	22.095	1'46.506	234,8	15:17'15.955	1		22.938	27.522	22.037	1'49.558	235,8	15:17'19.007
2	26.809	22.486	26.832	21.889	1'38.016	235,3	15:18'53.971	2	26.973	22.545	27.030	21.864	1'38.412	<b>241,6</b>	15:18'57.419
3	26.837	22.456	26.946	21.807	1'38.046	235,8	15:20'32.017	3	26.922	22.561	27.068	21.849	1'38.400	238,9	15:20'35.819
4	26.840	22.534	26.892	21.842	1'38.108	235,3	15:22'10.125	4	26.965	22.514	26.991	21.833	1'38.303	235,3	15:22'14.122
5	26.740	22.575	26.779	21.815	1'37.909	236,8	15:23'48.034	5	26.964	22.523	26.962	21.912	1'38.361	235,3	15:23'52.483
6	26.842	22.597	26.847	21.815	1'38.101	236,3	15:25'26.135	6	27.961	22.751	27.105	21.799	1'39.616	239,5	15:25'32.099
7	26.773	22.606	26.821	21.809	1'38.009	236,8	15:27'04.144	7	<b>26.860</b>	22.569	27.139	21.878	1'38.446	235,8	15:27'10.545
8	26.741	22.516	26.745	21.784	1'37.786	<b>237,4</b>	15:28'41.930	8	27.188	22.588	27.123	21.834	1'38.733	235,8	15:28'49.278
9	26.707	22.498	26.762	21.768	1'37.735	236,3	15:30'19.665	9	26.971	22.442	<b>26.938</b>	<b>21.702</b>	<b>1'38.053</b>	236,3	15:30'27.331
10	<b>26.672</b>	22.627	26.829	21.761	1'37.889	235,3	15:31'57.554	10	27.001	22.498	26.996	21.790	1'38.285	234,3	15:32'05.616
11	26.749	22.454	26.779	21.785	1'37.767	235,8	15:33'35.321	11	27.007	<b>22.369</b>	27.066	21.864	1'38.306	233,8	15:33'43.922
12	26.828	22.457	26.875	21.854	1'38.014	235,3	15:35'13.335	12	27.030	22.419	27.037	22.275	1'38.761	234,3	15:35'22.683
13	26.750	22.392	26.871	21.892	1'37.905	236,8	15:36'51.240	13	27.135	22.622	27.274	21.826	1'38.857	234,8	15:37'01.540
14	26.782	22.391	26.748	<b>21.730</b>	1'37.651	236,3	15:38'28.891	14	26.980	22.504	27.030	21.789	1'38.303C	235,8	15:38'39.843
15	26.838	22.430	26.816	21.967	1'38.051	<b>237,4</b>	15:40'06.942	15	26.997	22.489	27.057	21.873	1'38.416	234,8	15:40'18.259
16	26.899	22.376	26.755	21.899	1'37.929	<b>237,4</b>	15:41'44.871	16	26.968	22.527	27.038	21.851	1'38.384	236,3	15:41'56.643
17	26.824	<b>22.348</b>	26.739	21.749	1'37.660	236,8	15:43'22.531	17	27.118	22.628	27.153	21.955	1'38.854	236,3	15:43'35.497
18	26.715	22.350	<b>26.647</b>	21.880	<b>1'37.592</b>	<b>237,4</b>	15:45'00.123	18	27.175	22.749	27.335	22.032	1'39.291	235,8	15:45'14.788
Race Time 29'30.674								Race Time 29'45.339							

3° 62 S. MANZI [1'37.893]								6° 23 M. SCHROETTER [1'38.380]							
Lap	Seg1	Seg2	Seg3	Seg4	Lap Time	km/h	Local Time	Lap	Seg1	Seg2	Seg3	Seg4	Lap Time	km/h	Local Time
1		22.717	26.974	21.826	1'47.002	233,8	15:17'16.451	1		23.053	27.292	22.094	1'50.639	240,0	15:17'20.088
2	26.872	22.674	26.928	21.872	1'38.346	234,3	15:18'54.797	2	27.509	22.696	27.092	21.864	1'39.161	238,4	15:18'59.249
3	26.733	22.585	<b>26.878</b>	21.822	1'38.018	<b>235,3</b>	15:20'32.815	3	27.115	22.516	27.129	21.821	1'38.581	235,8	15:20'37.830
4	26.866	22.589	26.957	21.842	1'38.254	233,8	15:22'11.069	4	27.055	22.466	27.056	21.803	<b>1'38.380</b>	238,4	15:22'16.210
5	26.864	22.548	26.996	21.924	1'38.332	234,3	15:23'49.401	5	27.242	23.684	27.039	22.079	1'40.044	234,3	15:23'56.254
6	26.858	22.589	26.960	21.896	1'38.303	234,3	15:25'27.704	6	27.119	22.612	26.998	21.823	1'38.552	236,3	15:25'34.806
7	26.834	22.656	26.924	21.859	1'38.273	233,8	15:27'05.977	7	27.088	22.507	27.070	21.883	1'38.548	238,4	15:27'13.354
8	26.829	22.586	26.932	21.856	1'38.203	233,8	15:28'44.180	8	27.140	22.512	27.107	<b>21.735</b>	1'38.494	<b>240,5</b>	15:28'51.848
9	26.831	22.520	26.904	21.859	1'38.114	233,8	15:30'22.294	9	27.113	22.526	27.108	21.922	1'38.669	240,0	15:30'30.517
10	26.760	22.629	26.988	21.894	1'38.271	232,3	15:32'00.565	10	27.166	22.516	27.152	21.978	1'38.812	237,4	15:32'09.329
11	26.847	22.492	27.047	21.831	1'38.217	232,3	15:33'38.782	11	27.075	22.445	27.258	21.846	1'38.624	233,3	15:33'47.953
12	26.800	22.533	26.994	21.807	1'38.134	232,8	15:35'16.916	12	27.226	<b>22.386</b>	27.114	21.860	1'38.586	232,8	15:35'26.539
13	<b>26.714</b>	<b>22.427</b>	27.021	21.792	1'37.954	233,3	15:36'54.870	13	27.107	22.499	27.181	21.849	1'38.636	233,8	15:37'05.175
14	26.786	22.464	26.946	21.788	1'37.984	233,3	15:38'32.854	14	27.131	22.448	27.074	21.796	1'38.449	234,3	15:38'43.624
15	26.749	22.475	26.940	<b>21.729</b>	<b>1'37.893</b>	233,3	15:40'10.747	15	27.067	22.504	27.007	21.851	1'38.429	234,8	15:40'22.053
16	26.797	22.509	26.946	21.789	1'38.041	233,8	15:41'48.788	16	<b>27.015</b>	22.553	27.035	21.886	1'38.489	234,8	15:42'00.542
17	26.722	22.509	26.894	21.775	1'37.900	234,8	15:43'26.688	17	27.067	22.638	<b>26.952</b>	22.043	1'38.700	236,3	15:43'39.242
18	26.765	22.511	26.946	21.859	1'38.081	233,8	15:45'04.769	18	27.139	22.495	27.057	22.053	1'38.744	235,3	15:45'17.986
Race Time 29'35.320								Race Time 29'48.537							

15/06/2024 P = Pits In/Out - C = Lap Time Cancelled

These data/results cannot be reproduced, stored and/or transmitted in whole or in part by any manner of electronic, mechanical, photocopying, recording, broadcasting or otherwise now known or herein after developed without the previous express consent by the copyright owner, except for reproduction in daily press and regular printed publications on sale to the public within 60 days of the event related to those data/results and always provided that copyright symbol appears together as follows below.

© DORNA WSBK ORGANIZATION Srl 2024



**Pirelli Emilia-Romagna Round, 14-16 June 2024**  
**Chronological Analysis Race 1**

Misano Circuit Sic 58 4.226 m

Start at 15:15'29.449

2 / 5

7° 64 F. CARICASULO [1'38.518]								10° 28 G. VAN STRAALEN [1'38.877]							
Lap	Seg1	Seg2	Seg3	Seg4	Lap Time	km/h	Local Time	Lap	Seg1	Seg2	Seg3	Seg4	Lap Time	km/h	Local Time
1		23.850	27.267	21.948	1'49.761	241,6	15:17'19.210	1		23.012	27.408	22.473	1'50.109	234,3	15:17'19.558
2	27.116	22.593	27.205	21.887	1'38.801	238,9	15:18'58.011	2	28.215	22.932	<b>26.947</b>	<b>21.969</b>	1'40.063	<b>236,3</b>	15:18'59.621
3	27.130	22.541	<b>27.004</b>	<b>21.843</b>	<b>1'38.518</b>	241,6	15:20'36.529	3	27.147	22.845	26.957	22.022	1'38.971	234,8	15:20'38.592
4	27.147	22.684	27.131	21.975	1'38.937	237,4	15:22'15.466	4	<b>27.039</b>	22.861	27.034	21.984	1'38.918	233,3	15:22'17.510
5	27.290	22.542	27.258	22.045	1'39.135	240,0	15:23'54.601	5	27.221	22.717	26.986	22.751	1'39.675	234,3	15:23'57.185
6	<b>27.029</b>	22.728	27.121	21.861	1'38.739	236,8	15:25'33.340	6	27.537	22.791	27.127	22.031	1'39.486	234,3	15:25'36.671
7	27.172	22.642	27.300	21.961	1'39.075	235,8	15:27'12.415	7	27.131	22.845	27.083	21.989	1'39.048	233,3	15:27'15.719
8	27.084	22.629	27.171	22.154	1'39.038	237,4	15:28'51.453	8	27.241	22.698	27.052	22.055	1'39.046	232,8	15:28'54.765
9	27.094	22.615	27.272	21.903	1'38.884	237,9	15:30'30.337	9	27.108	22.709	27.089	21.971	<b>1'38.877</b>	232,3	15:30'33.642
10	27.511	22.518	27.300	21.968	1'39.297	238,9	15:32'09.634	10	27.140	22.743	27.105	22.062	1'39.050	231,3	15:32'12.692
11	27.083	22.639	27.267	21.986	1'38.975	<b>243,2</b>	15:33'48.609	11	27.141	<b>22.643</b>	27.144	22.018	1'38.946	230,8	15:33'51.638
12	27.107	22.530	27.095	21.930	1'38.662	236,8	15:35'27.271	12	27.118	22.702	27.175	22.031	1'39.026	231,8	15:35'30.664
13	27.179	22.494	27.258	21.906	1'38.837	236,3	15:37'06.108	13	27.270	22.962	27.350	22.105	1'39.687	235,3	15:37'10.351
14	27.152	<b>22.354</b>	27.205	22.007	1'38.718	236,3	15:38'44.826	14	27.248	23.068	27.190	22.160	1'39.666	234,3	15:38'50.017
15	27.094	22.553	27.296	21.864	1'38.807	236,8	15:40'23.633	15	27.263	22.693	27.139	22.281	1'39.376	233,8	15:40'29.393
16	27.033	22.416	27.351	21.847	1'38.647	236,8	15:42'02.280	16	27.064	23.025	27.208	21.982	1'39.279	233,3	15:42'08.672
17	27.111	22.546	27.212	21.978	1'38.847	235,8	15:43'41.127	17	27.097	22.945	27.255	22.127	1'39.424	233,3	15:43'48.096
18	27.193	22.591	27.288	21.995	1'39.067	236,3	15:45'20.194	18	27.164	22.700	27.243	22.309	1'39.416	232,3	15:45'27.512
Race Time 29'50.745								Race Time 29'58.063							

8° 32 O. BAYLISS [1'38.569]								11° 13 L. OTTAVIANI [1'39.118]							
Lap	Seg1	Seg2	Seg3	Seg4	Lap Time	km/h	Local Time	Lap	Seg1	Seg2	Seg3	Seg4	Lap Time	km/h	Local Time
1		22.961	27.309	22.360	1'48.583	232,3	15:17'18.032	1		22.854	27.854	22.359	1'50.564	<b>240,5</b>	15:17'20.013
2	27.236	22.665	<b>27.002</b>	21.871	1'38.774	234,8	15:18'56.806	2	28.851	23.102	27.311	22.088	1'41.352	236,8	15:19'01.365
3	27.115	22.748	27.167	21.965	1'38.995	232,8	15:20'35.801	3	27.342	22.666	27.265	<b>22.021</b>	1'39.294	236,3	15:20'40.659
4	27.190	<b>22.518</b>	27.104	<b>21.757</b>	<b>1'38.569</b>	<b>236,8</b>	15:22'14.370	4	27.299	22.765	27.238	22.105	1'39.407	236,3	15:22'20.066
5	27.085	22.575	27.075	21.845	1'38.580	234,8	15:23'52.950	5	<b>27.174</b>	22.666	<b>27.210</b>	22.068	<b>1'39.118</b>	236,3	15:23'59.184
6	27.225	22.807	27.604	21.896	1'39.532	231,8	15:25'32.482	6	27.232	22.591	27.285	22.082	1'39.190	236,3	15:25'38.374
7	<b>26.985</b>	22.699	27.218	22.021	1'38.923	234,8	15:27'11.405	7	27.285	22.812	27.241	22.208	1'39.546	236,8	15:27'17.920
8	27.133	22.705	27.167	21.956	1'38.961	234,3	15:28'50.366	8	27.671	22.719	27.376	22.192	1'39.958	233,8	15:28'57.878
9	27.081	22.678	27.255	22.134	1'39.148	232,8	15:30'29.514	9	27.316	22.619	27.285	22.220	1'39.440	234,3	15:30'37.318
10	27.347	22.813	27.309	21.975	1'39.444	231,3	15:32'08.958	10	27.300	22.675	27.424	22.120	1'39.519	231,8	15:32'16.837
11	27.208	23.022	27.591	21.971	1'39.792	235,3	15:33'48.750	11	27.440	22.705	27.500	22.165	1'39.810	231,3	15:33'56.647
12	27.274	22.656	27.131	21.994	1'39.055	235,8	15:35'27.805	12	27.381	22.642	27.505	22.189	1'39.717	231,8	15:35'36.364
13	27.169	22.681	27.280	21.969	1'39.099	234,8	15:37'06.904	13	27.328	22.716	27.523	22.247	1'39.814C	231,3	15:37'16.178
14	27.111	22.678	27.295	22.047	1'39.131	233,3	15:38'46.035	14	27.420	22.639	27.480	22.132	1'39.671	232,8	15:38'55.849
15	27.223	22.860	27.332	22.036	1'39.451	232,8	15:40'25.486	15	27.298	<b>22.559</b>	27.448	22.202	1'39.507	232,8	15:40'35.356
16	27.240	22.704	27.326	22.053	1'39.323	232,8	15:42'04.809	16	27.340	22.643	27.524	22.131	1'39.638	232,8	15:42'14.994
17	27.344	22.667	27.278	22.091	1'39.380	233,3	15:43'44.189	17	27.263	22.637	27.486	22.385	1'39.771	234,3	15:43'54.765
18	27.418	22.803	27.363	22.216	1'39.800	232,8	15:45'23.989	18	28.253	22.712	27.497	22.547	1'41.009	235,3	15:45'35.774
Race Time 29'54.540								Race Time 30'06.325							

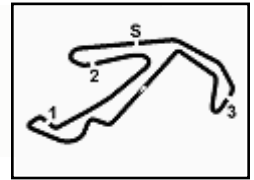
9° 66 N. TUULI [1'38.774]								12° 71 T. EDWARDS [1'39.272]							
Lap	Seg1	Seg2	Seg3	Seg4	Lap Time	km/h	Local Time	Lap	Seg1	Seg2	Seg3	Seg4	Lap Time	km/h	Local Time
1		22.977	27.373	22.151	1'48.751	234,8	15:17'18.200	1		23.308	27.389	22.360	1'50.795	237,9	15:17'20.244
2	27.236	22.721	27.097	21.910	1'38.964	233,3	15:18'57.164	2	28.216	22.816	27.452	21.943	1'40.427	236,8	15:19'00.671
3	26.968	22.941	27.127	22.070	1'39.106	235,8	15:20'36.270	3	<b>27.278</b>	22.652	27.397	21.945	<b>1'39.272</b>	235,8	15:20'39.943
4	<b>26.962</b>	22.681	27.057	22.238	1'38.938	233,8	15:22'15.208	4	27.391	22.694	27.502	21.846	1'39.433	235,3	15:22'19.376
5	27.193	22.814	27.513	22.135	1'39.655	232,3	15:23'54.863	5	27.389	22.751	<b>27.383</b>	<b>21.824</b>	1'39.347	235,3	15:23'58.723
6	27.034	22.966	27.113	21.976	1'39.089	233,8	15:25'33.952	6	27.308	22.669	27.403	21.899	1'39.279	235,8	15:25'38.002
7	27.014	22.837	27.081	22.030	1'38.962	235,3	15:27'12.914	7	27.427	22.665	27.464	22.203	1'39.759	235,8	15:27'17.761
8	26.994	22.787	<b>27.017</b>	21.977	1'38.775	234,3	15:28'51.689	8	28.101	22.768	27.592	22.133	1'40.594	236,3	15:28'58.355
9	27.042	23.048	27.124	22.064	1'39.278	<b>236,8</b>	15:30'30.967	9	27.349	22.764	27.479	21.950	1'39.542	236,3	15:30'37.897
10	27.089	22.790	27.423	21.975	1'39.277	231,8	15:32'10.244	10	27.403	22.612	27.530	21.966	1'39.511	235,8	15:32'17.408
11	27.475	22.725	29.536	22.023	1'41.759	232,8	15:33'52.003	11	27.402	22.586	27.426	22.014	1'39.428	236,3	15:33'56.836
12	27.081	22.735	27.201	21.966	1'38.983	232,8	15:35'30.986	12	27.411	22.720			1'39.662	235,3	15:35'36.498
13	27.104	22.692	27.242	22.068	1'39.106	231,3	15:37'10.092	13	27.662	22.554	27.512	22.250	1'39.978	236,8	15:37'16.476
14	27.182	22.781	27.217	22.102	1'39.282	230,8	15:38'49.374	14	27.412			21.908	1'39.522	234,8	15:38'55.998
15	27.156	<b>22.669</b>	27.156	22.016	1'38.997	231,8	15:40'28.371	15	27.492	<b>22.484</b>	27.433	22.057	1'39.466	237,4	15:40'35.464
16	27.051	22.688	27.238	21.951	1'38.928	232,8	15:42'07.299	16	27.499	22.523	27.660	21.971	1'39.653	236,8	15:42'15.117
17	27.065	22.757	27.047	<b>21.905</b>	<b>1'38.774</b>	233,8	15:43'46.073	17	27.468	22.489	27.494	22.160	1'39.611	<b>239,5</b>	15:43'54.728
18	27.078	22.828	27.356	22.121	1'39.383	232,3	15:45'25.456	18	28.454	22.499	27.488	22.624	1'41.065	234,3	15:45'35.793
Race Time 29'56.007								Race Time 30'06.344							

15/06/2024 P = Pits In/Out - C = Lap Time Cancelled

These data/results cannot be reproduced, stored and/or transmitted in whole or in part by any manner of electronic, mechanical, photocopying, recording, broadcasting or otherwise now known or herein after developed without the previous express consent by the copyright owner, except for reproduction in daily press and regular printed publications on sale to the public within 60 days of the event related to those data/results and always provided that copyright symbol appears together as follows below.

© DORNA WSBK ORGANIZATION Srl 2024





**Pirelli Emilia-Romagna Round, 14-16 June 2024**  
**Chronological Analysis Race 1**

Misano Circuit Sic 58 4.226 m

Start at 15:15'29.449

3 / 5

13° 22 F. FULIGNI [1'38.988]								16° 72 Y. RUIZ [1'39.334]							
Lap	Seg1	Seg2	Seg3	Seg4	Lap Time	km/h	Local Time	Lap	Seg1	Seg2	Seg3	Seg4	Lap Time	km/h	Local Time
1		23.277	27.730	22.432	1'52.341	239,5	15:17'21.790	1		23.336	27.621	22.284	1'51.761	235,3	15:17'21.210
2	27.802	23.167	27.518	22.162	1'40.649	<b>241,1</b>	15:19'02.439	2	27.799	23.106	27.295	22.210	1'40.410	<b>237,4</b>	15:19'01.620
3	27.671	22.959	27.328	22.037	1'39.995	234,8	15:20'42.434	3	27.243	22.741	<b>27.196</b>	22.154	<b>1'39.334</b>	234,3	15:20'40.954
4	27.208	23.122	27.730	22.092	1'40.152	236,8	15:22'22.586	4	27.134	22.746	27.320	22.291	1'39.491	235,8	15:22'20.445
5	27.424	22.681	<b>27.207</b>	22.114	1'39.426	235,8	15:24'02.012	5	27.200	22.822	27.478	<b>22.131</b>	1'39.631	232,8	15:24'00.076
6	27.408	22.652	27.594	22.076	1'39.730	236,3	15:25'41.742	6	27.292	22.895	27.394	22.246	1'39.827	232,3	15:25'39.903
7	27.272	22.758	27.366	22.073	1'39.469	235,8	15:27'21.211	7	27.336	22.881	27.423	22.206	1'39.846	232,3	15:27'19.749
8	27.440	22.708	27.423	<b>21.877</b>	1'39.448	232,8	15:29'00.659	8	27.186	22.821	27.377	22.219	1'39.603	232,3	15:28'59.352
9	27.337	22.680	27.242	21.982	1'39.241	234,8	15:30'39.900	9	<b>27.108</b>	22.867	27.414	22.143	1'39.532	233,3	15:30'38.884
10	27.286	22.588	27.378	22.019	1'39.271	233,3	15:32'19.171	10	27.166	22.826	27.399	22.213	1'39.604	233,3	15:32'18.488
11	<b>27.167</b>	22.640	27.364	22.037	1'39.208	236,8	15:33'58.379	11	27.399	22.744	27.448	22.254	1'39.845	231,3	15:33'58.333
12	27.364	<b>22.502</b>	27.396	21.975	1'39.237	233,3	15:35'37.616	12	27.671	<b>22.668</b>	27.455	22.138	1'39.932	232,8	15:35'38.265
13	27.227	22.542	27.221	21.998	<b>1'38.988</b>	235,3	15:37'16.604	13	27.521	22.820	27.550	22.461	1'40.352	231,8	15:37'18.617
14	27.550	22.750	27.364	22.134	1'39.798	236,3	15:38'56.402	14	27.482	22.883	27.763	22.278	1'40.406	231,8	15:38'59.023
15	27.327	22.668	27.440	22.097	1'39.532	236,8	15:40'35.934	15	27.494	22.896	27.447	22.404	1'40.241	232,3	15:40'39.264
16	27.370	22.574	27.417	22.104	1'39.465	237,9	15:42'15.399	16	27.379	22.768	27.478	22.286	1'39.911	233,3	15:42'19.175
17	27.467	22.636	27.357	22.199	1'39.659	236,8	15:43'55.058	17	27.464	22.821	27.561	22.501	1'40.347	232,8	15:43'59.522
18	28.403	22.760	27.255	22.456	1'40.874	237,9	15:45'35.932	18	27.496	22.881	27.598	22.435	1'40.410	231,8	15:45'39.932
Race Time 30'06.483								Race Time 30'10.483							

14° 7 L. BALDASSARRI [1'39.124]								17° 31 A. SCIARRETTA [1'39.516]							
Lap	Seg1	Seg2	Seg3	Seg4	Lap Time	km/h	Local Time	Lap	Seg1	Seg2	Seg3	Seg4	Lap Time	km/h	Local Time
1		23.195	28.132	22.430	1'52.960	230,8	15:17'22.409	1		23.567	27.705	22.730	1'52.307	<b>236,3</b>	15:17'21.756
2	27.449	23.177	27.405	22.287	1'40.318	<b>236,3</b>	15:19'02.727	2	27.684	23.049	27.447	22.259	1'40.439	235,8	15:19'02.195
3	27.383	23.172	27.371	<b>21.985</b>	1'39.911	231,3	15:20'42.638	3	27.303	22.886	27.274	22.243	1'39.706	233,8	15:20'41.901
4	27.173	22.857	27.577	22.048	1'39.655	228,8	15:22'22.293	4	27.238	<b>22.820</b>	27.337	22.418	1'39.813	232,3	15:22'21.714
5	27.229	<b>22.729</b>	27.242	22.313	1'39.513	229,8	15:24'01.806	5	27.230	22.915	27.429	23.128	1'40.702	231,8	15:24'02.416
6	27.200	22.900	27.355	22.060	1'39.515	228,3	15:25'41.321	6	27.365	22.917	27.349	22.261	1'39.892	233,8	15:25'42.308
7	27.130	23.013	27.291	22.068	1'39.502	228,8	15:27'20.827	7	27.919	22.907	27.256	22.344	1'40.426	235,3	15:27'22.734
8	28.567	23.046	27.234	22.011	1'40.858C	232,8	15:29'01.681	8	27.257	23.007	<b>27.224</b>	22.269	1'39.757	233,8	15:29'02.491
9	27.138	22.801	<b>27.134</b>	22.081	1'39.154	232,3	15:30'40.835	9	27.275	22.841	27.425	22.279	1'39.820	233,3	15:30'42.311
10	27.162	22.800	27.273	22.325	1'39.560	231,3	15:32'20.395	10	27.181	22.871	27.442	22.166	1'39.660	230,8	15:32'21.971
11	27.351	22.845	27.390	22.171	1'39.757	227,8	15:34'00.152	11	27.243	22.877	27.428	22.253	1'39.801	230,3	15:34'01.772
12	27.217	22.869	27.363	22.131	1'39.580	228,3	15:35'39.732	12	27.962	22.867	27.626	22.177	1'40.632	232,3	15:35'42.404
13	27.181	22.815	27.358	22.033	1'39.387	228,8	15:37'19.119	13	27.175	22.849	27.391	22.176	1'39.591	231,8	15:37'21.995
14	27.121	22.904	27.285	22.050	1'39.360	<b>236,3</b>	15:38'58.479	14	<b>27.152</b>	22.856	27.388	<b>22.120</b>	<b>1'39.516</b>	230,8	15:39'01.511
15	27.092	22.802	27.385	21.992	1'39.271	229,8	15:40'37.750	15	27.161	22.831	27.288	22.241	1'39.521	232,3	15:40'41.032
16	27.059	22.793	27.229	22.043	<b>1'39.124</b>	229,3	15:42'16.874	16	27.185	22.879	27.359	22.175	1'39.598	232,3	15:42'20.630
17	<b>27.042</b>	22.843	27.219	22.023	1'39.127	231,3	15:43'56.001	17	27.170	22.856	27.373	22.240	1'39.639	233,3	15:44'00.269
18	27.309	23.284	27.143	22.356	1'40.092	233,3	15:45'36.093	18	27.256	22.913	27.310	22.249	1'39.728	235,8	15:45'39.997
Race Time 30'06.644								Race Time 30'10.548							

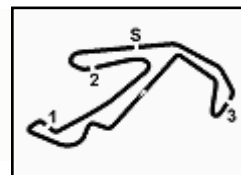
15° 94 L. MAHIAS [1'38.696]								18° 74 P. BIESIEKIRSKI [1'39.500]							
Lap	Seg1	Seg2	Seg3	Seg4	Lap Time	km/h	Local Time	Lap	Seg1	Seg2	Seg3	Seg4	Lap Time	km/h	Local Time
1		23.377	28.007	22.253	1'51.553	233,3	15:17'21.002	1		23.261	27.853	22.359	1'52.540	<b>236,8</b>	15:17'21.989
2	28.009	23.635	27.399	22.334	1'41.377	<b>237,4</b>	15:19'02.379	2	27.725	23.194	27.943	22.131	1'40.993	232,3	15:19'02.982
3	27.392	22.929	30.231	22.475	1'43.027	236,8	15:20'45.406	3	27.520	22.911	27.754	22.367	1'40.552	<b>236,8</b>	15:20'43.534
4	27.350	22.852	27.222	22.077	1'39.501C	233,8	15:22'24.907	4	27.493	22.896	27.430	<b>21.960</b>	1'39.779	233,8	15:22'23.313
5	27.262	22.726	27.455	22.235	1'39.678	234,3	15:24'04.585	5	27.569	22.876	27.605	22.134	1'40.184	233,3	15:24'03.497
6	27.415	22.860	27.785	22.232	1'40.292	230,8	15:25'44.877	6	27.436	22.755	27.673	22.479	1'40.343C	234,8	15:25'43.840
7	28.015	23.184	27.499	22.213	1'40.911	232,8	15:27'25.788	7	27.385	22.816	27.516	21.999	1'39.716	234,8	15:27'23.556
8	27.115	22.744	27.229	21.999	1'39.087	233,8	15:29'04.875	8	27.333	22.870	27.391	22.107	1'39.701	234,3	15:29'03.257
9	27.133	22.652	<b>26.910</b>	22.001	<b>1'38.696</b>	232,8	15:30'43.571	9	27.293	22.795	27.508	22.061	1'39.657	234,8	15:30'42.914
10	27.406	22.861	27.099	22.090	1'39.456	231,8	15:32'23.027	10	27.432	22.822	27.506	22.136	1'39.896	232,3	15:32'22.810
11	27.237	<b>22.642</b>	27.055	22.046	1'38.980	231,8	15:34'02.007	11	27.726	22.767	27.597	22.129	1'40.219	233,3	15:34'03.029
12	27.490	22.732	27.392	22.149	1'39.763	229,3	15:35'41.770	12	27.403	22.844	27.656	22.140	1'40.043	233,3	15:35'43.072
13	27.185	22.749	27.230	<b>21.989</b>	1'39.153	230,3	15:37'20.923	13	27.341	22.802	27.587	22.080	1'39.810	233,8	15:37'22.882
14	<b>27.041</b>	22.679	27.108	22.034	1'38.862	230,3	15:38'59.785	14	27.301	22.751	27.422	22.032	1'39.506	233,8	15:39'02.388
15	27.116	22.755	27.252	22.058	1'39.181	234,3	15:40'38.966	15	27.409	22.754	<b>27.382</b>	22.046	1'39.591	233,8	15:40'41.979
16	27.049	22.719	27.158	22.118	1'39.044	231,3	15:42'18.010	16	27.295	<b>22.729</b>	27.584	22.044	1'39.652	234,3	15:42'21.631
17	27.047	22.799	27.278	22.308	1'39.432	232,3	15:43'57.442	17	<b>27.277</b>	22.821	27.432	22.158	1'39.688	235,3	15:44'01.319
18	27.178	22.810	27.171	22.160	1'39.319	232,8	15:45'36.761	18	27.279	22.761	27.432	22.028	<b>1'39.500</b>	234,8	15:45'40.819
Race Time 30'07.312								Race Time 30'11.370							

15/06/2024

P = Pits In/Out - C = Lap Time Cancelled

These data/results cannot be reproduced, stored and/or transmitted in whole or in part by any manner of electronic, mechanical, photocopying, recording, broadcasting or otherwise now known or herein after developed without the previous express consent by the copyright owner, except for reproduction in daily press and regular printed publications on sale to the public within 60 days of the event related to those data/results and always provided that copyright symbol appears together as follows below.

© DORNA WSBK ORGANIZATION Srl 2024



**Pirelli Emilia-Romagna Round, 14-16 June 2024**  
**Chronological Analysis Race 1**

Misano Circuit Sic 58 4.226 m

Start at 15:15:29.449

4 / 5

19° 50 O. VOSTATEK [1'39.482]								22° 39 K. KEANKUM [1'39.882]							
Lap	Seg1	Seg2	Seg3	Seg4	Lap Time	km/h	Local Time	Lap	Seg1	Seg2	Seg3	Seg4	Lap Time	km/h	Local Time
1		23.569	27.882	22.298	1'53.095	237,4	15:17'22.544	1		23.990	28.102	22.513	1'54.743	232,3	15:17'24.192
2	27.660	23.098	27.820	22.209	1'40.787	<b>239,5</b>	15:19'03.331	2	28.266	23.299	27.806	22.369	1'41.740C	<b>234,8</b>	15:19'05.932
3	27.368	22.980	27.586	22.413	1'40.347	237,4	15:20'43.678	3	27.756	23.218	27.960	22.343	1'41.277	234,3	15:20'47.209
4	28.018	22.967	27.464	22.217	1'40.666C	<b>239,5</b>	15:22'24.344	4	27.930	23.384	27.937	22.670	1'41.921C	234,3	15:22'29.130
5	27.540	<b>22.822</b>	27.506	<b>22.020</b>	1'39.888	237,9	15:24'04.232	5	27.934	23.510	27.670	22.608	1'41.722	233,3	15:24'10.852
6	27.475	22.948	27.625	22.321	1'40.369	236,3	15:25'44.601	6	27.842	23.167	28.101	22.361	1'41.471	228,8	15:25'52.323
7	27.415	23.103	27.384	22.380	1'40.282	238,9	15:27'24.883	7	27.541	23.386	28.010	22.418	1'41.355	229,8	15:27'33.678
8	27.368	22.953	27.314	22.154	1'39.789	233,3	15:29'04.672	8	27.733	23.317	27.998	22.420	1'41.468	228,8	15:29'15.146
9	27.492	22.888	<b>27.025</b>	22.077	<b>1'39.482</b>	236,3	15:30'44.154	9	27.527	23.270	27.906	22.395	1'41.098C	229,3	15:30'56.244
10	27.351	22.911	27.258	22.293	1'39.813	235,3	15:32'23.967	10	27.667	23.175	28.396	22.454	1'41.692C	227,8	15:32'37.936
11	<b>27.240</b>	23.137	27.457	22.164	1'39.998	233,3	15:34'03.965	11	27.998	23.181	27.973	22.352	1'41.504	230,3	15:34'19.440
12	27.288	22.992	27.417	22.199	1'39.896	234,3	15:35'43.861	12	27.898	23.103	28.029	22.372	1'41.402	228,8	15:36'00.842
13	27.354	22.927	27.648	22.123	1'40.052	233,8	15:37'23.913	13	27.678	23.360	28.109	22.380	1'41.527	228,3	15:37'42.369
14	27.326	22.851	27.580	22.161	1'39.918	233,8	15:39'03.831	14	27.736	23.159	28.047	22.389	1'41.331	228,8	15:39'23.700
15	27.331	22.934	27.483	22.123	1'39.871	233,3	15:40'43.702	15	27.435	23.070	27.637	22.321	1'40.463	232,3	15:41'04.163
16	27.289	23.153	27.678	22.499	1'40.619	231,8	15:42'24.321	16	27.291	23.165	27.799	22.190	1'40.445	231,3	15:42'44.608
17	27.565	23.003	27.643	22.379	1'40.590	233,8	15:44'04.911	17	<b>27.268</b>	<b>22.994</b>	27.466	<b>22.154</b>	<b>1'39.882</b>	232,3	15:44'24.490
18	27.541	23.081	27.922	22.500	1'41.044	228,3	15:45'45.955	18	27.382	22.996	<b>27.454</b>	22.244	1'40.076	231,8	15:46'04.566
Race Time 30'16.506								Race Time 30'35.117							

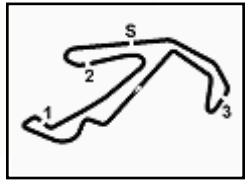
20° 43 S. JESPERSEN [1'40.115]								23° 5 N. ANTONELLI [1'38.536]							
Lap	Seg1	Seg2	Seg3	Seg4	Lap Time	km/h	Local Time	Lap	Seg1	Seg2	Seg3	Seg4	Lap Time	km/h	Local Time
1		23.997	27.637	22.913	1'54.511	234,3	15:17'23.960	1		23.318	27.678	22.260	1'51.950	238,9	15:17'21.399
2	27.572	23.241	27.497	22.247	1'40.557	231,8	15:19'04.517	2	27.843	23.003	27.363	22.075	1'40.284	<b>240,5</b>	15:19'01.683
3	27.576	23.206	<b>27.325</b>	22.261	1'40.368	234,8	15:20'44.885	3	27.386	22.700	27.206	22.092	1'39.384	239,5	15:20'41.067
4	27.406	22.996	27.548	22.414	1'40.364	231,3	15:22'25.249	4	27.400	22.993	30.280	22.168	1'42.841	237,9	15:22'23.908
5	<b>27.265</b>	23.115	27.523	22.212	<b>1'40.115</b>	230,3	15:24'05.364	5	27.181	22.790	27.192	22.054	1'39.217	237,9	15:24'03.125
6	27.306	23.225	27.545	<b>22.206</b>	1'40.282	231,8	15:25'45.646	6	27.426	22.770	27.070	21.991	1'39.257	235,3	15:25'42.382
7	27.411	23.137	27.615	22.426	1'40.589	<b>235,3</b>	15:27'26.235	7	27.619	22.812	27.095	22.049	1'39.575	235,3	15:27'21.957
8	27.372	23.142	27.454	22.305	1'40.273	231,3	15:29'06.508	8	27.525	22.677	<b>27.043</b>	21.932	1'39.177	234,3	15:29'01.134
9	27.322	23.127	27.565	22.390	1'40.404	229,3	15:30'46.912	9	27.167	22.567	27.169	22.111	1'39.014	236,8	15:30'40.148
10	27.406	23.149	27.766	22.383	1'40.704	227,8	15:32'27.616	10	27.370	22.790	27.349	35.428	1'52.937P	234,3	15:32'33.085
11	27.530	23.035	27.625	22.471	1'40.661	228,3	15:34'08.277	11	37.262	23.061	27.892	22.557	1'50.772P	231,3	15:34'23.857
12	27.415	<b>22.972</b>	27.656	22.572	1'40.615	228,8	15:35'48.892	12	27.295	22.685	27.209	22.097	1'39.286	233,3	15:36'03.143
13	27.487	23.007	27.755	22.327	1'40.576	228,3	15:37'29.468	13	27.521	22.984	30.867	22.111	1'43.483	232,8	15:37'46.626
14	27.473	23.024	27.862	22.718	1'41.077	228,8	15:39'10.545	14	27.469	22.979	30.692	21.916	1'43.056	232,8	15:39'29.682
15	27.602	23.015	27.756	22.363	1'40.736	228,8	15:40'51.281	15	27.715	22.761	27.225	21.994	1'39.695	233,3	15:41'09.377
16	27.671	23.085	27.705	22.532	1'40.993	228,8	15:42'32.274	16	27.156	22.550	27.123	<b>21.862</b>	1'38.691	232,8	15:42'48.068
17	27.539	22.996	27.798	22.777	1'41.110	230,8	15:44'13.384	17	<b>27.114</b>	22.538	27.129	21.893	1'38.674	<b>240,5</b>	15:44'26.742
18	27.656	23.136	27.772	23.332	1'41.896	229,3	15:45'55.280	18	27.132	<b>22.466</b>	27.045	21.893	<b>1'38.536</b>	235,3	15:46'05.278
Race Time 30'25.831								Race Time 30'35.829							

21° 89 K. BIN PAWI [1'40.709]							24° 3 R. DE ROSA [1'40.821]								
Lap	Seg1	Seg2	Seg3	Seg4	Lap Time	km/h	Local Time	Lap	Seg1	Seg2	Seg3	Seg4	Lap Time	km/h	Local Time
1		23.960	28.032	22.700	1'54.575	233,3	15:17'24.024	1		24.052	28.026	22.840	1'55.309	225,9	15:17'24.758
2	28.147	23.398	27.808	22.305	1'41.658C	233,3	15:19'05.682	2	27.955	23.548	27.844	22.612	1'41.959C	225,9	15:19'06.717
3	27.780	23.179	28.051	<b>22.263</b>	1'41.273	<b>233,8</b>	15:20'46.955	3	27.722	23.507	27.648	22.573	1'41.450	225,9	15:20'48.167
4	27.893	<b>23.108</b>	<b>27.636</b>	22.281	1'40.918C	232,3	15:22'27.873	4	28.090	23.395	27.738	22.564	1'41.787C	224,1	15:22'29.954
5	27.565	23.215	27.782	22.435	1'40.997	230,3	15:24'08.870	5	27.595	23.509	27.614	22.647	1'41.365	226,4	15:24'11.319
6	27.886	23.357	27.912	22.458	1'41.613	230,3	15:25'50.483	6	27.737	23.466	27.828	22.638	1'41.669	226,4	15:25'52.988
7	27.608	23.310	27.684	22.520	1'41.122	231,8	15:27'31.605	7	27.742	23.430	27.687	22.474	1'41.333	225,9	15:27'34.321
8	27.527	23.257	27.648	22.448	1'40.880	229,8	15:29'12.485	8	27.594	23.334	27.651	22.634	1'41.213	225,9	15:29'15.534
9	<b>27.424</b>	23.199	27.675	22.411	<b>1'40.709</b>	229,8	15:30'53.194	9	27.555	23.290	27.621	22.663	1'41.129	226,9	15:30'56.663
10	27.485	23.301	27.958	22.402	1'41.146C	229,3	15:32'34.340	10	27.502	23.256	27.793	22.596	1'41.147C	<b>227,4</b>	15:32'37.810
11	27.582	23.227	27.821	22.522	1'41.152	226,9	15:34'15.492	11	27.783	23.366	27.798	22.614	1'41.561	223,1	15:34'19.371
12	27.533	23.195	28.041	22.448	1'41.217C	229,3	15:35'56.709	12	27.642	23.264	27.793	22.517	1'41.216	222,7	15:36'00.587
13	27.510	23.193	27.862	22.416	1'40.981	229,3	15:37'37.690	13	27.661	23.826	28.086	22.634	1'42.607	223,1	15:37'43.194
14	27.876	23.199	27.788	22.451	1'41.314	230,3	15:39'19.004	14	27.714	<b>23.240</b>	27.627	22.553	1'41.134	224,5	15:39'24.328
15	27.742	23.178	27.980	22.535	1'41.435	230,8	15:41'00.439	15	<b>27.481</b>	23.304	<b>27.558</b>	22.478	<b>1'40.821</b>	224,5	15:41'05.149
16	27.716	23.252	27.885	22.424	1'41.277	229,3	15:42'41.716	16	27.682	23.332	27.778	<b>22.393</b>	1'41.185	223,6	15:42'46.334
17	27.635	23.164	27.747	22.382	1'40.928	230,3	15:44'22.644	17	27.577	23.396	27.920	22.816	1'41.709	223,6	15:44'28.043
18	27.559	23.124	27.775	22.398	1'40.856	230,3	15:46'03.500	18	27.850	23.578	28.210	22.951	1'42.589	220,9	15:46'10.632
Race Time 30'34.051							Race Time 30'41.183								

15/06/2024 P = Pits In/Out - C = Lap Time Cancelled

These data/results cannot be reproduced, stored and/or transmitted in whole or in part by any manner of electronic, mechanical, photocopying, recording, broadcasting or otherwise now known or herein after developed without the previous express consent by the copyright owner, except for reproduction in daily press and regular printed publications on sale to the public within 60 days of the event related to those data/results and always provided that copyright symbol appears together as follows below.

© DORNA WSBK ORGANIZATION Srl 2024



**Pirelli Emilia-Romagna Round, 14-16 June 2024**  
**Chronological Analysis Race 1**

Misano Circuit Sic 58 4.226 m

Start at 15:15'29.449

5 / 5

25° 25 M. BRENNER [1'41.379]							
Lap	Seg.1	Seg.2	Seg.3	Seg.4	Lap Time	km/h	Local Time
1		23.842	27.717	23.138	1'54.437	<b>237,9</b>	15:17'23.886
2	28.143	23.403	<b>27.508</b>	22.541	1'41.595C	234,8	15:19'05.481
3	27.862	<b>23.370</b>	27.555	22.592	<b>1'41.379</b>	232,8	15:20'46.860
4	27.839	23.640	27.910	22.785	1'42.174C	233,8	15:22'29.034
5	27.787	23.552	27.665	22.730	1'41.734	231,8	15:24'10.768
6	<b>27.626</b>	23.700	27.986	22.636	1'41.948	235,3	15:25'52.716
7	28.362	23.504	27.669	22.866	1'42.401	234,8	15:27'35.117
8	28.027	23.488	27.761	22.635	1'41.911	232,8	15:29'17.028
9	28.001	23.661	27.771	22.598	1'42.031	231,8	15:30'59.059
10	27.962	23.605	28.103	22.735	1'42.405C	230,8	15:32'41.464
11	28.041	23.708	27.941	22.747	1'42.437	230,3	15:34'23.901
12	28.131	23.613	27.960	22.784	1'42.488	232,3	15:36'06.389
13	27.868	23.433	27.633	22.647	1'41.581	233,3	15:37'47.970
14	27.770	23.505	27.722	<b>22.501</b>	1'41.498	231,8	15:39'29.468
15	27.665	24.085	27.641	22.643	1'42.034	233,3	15:41'11.502
16	27.740	23.532	27.734	22.625	1'41.631	233,3	15:42'53.133
17	27.825	23.491	27.691	22.544	1'41.551	232,8	15:44'34.684
18	28.054	23.452	27.735	22.593	1'41.834	232,8	15:46'16.518
Race Time 30'47.069							

RET 40 S. CORSI [1'39.019]							
Lap	Seg.1	Seg.2	Seg.3	Seg.4	Lap Time	km/h	Local Time
1		23.083	<b>27.354</b>	<b>21.920</b>	1'49.275	230,3	15:17'18.724
2	27.033	<b>22.628</b>	27.398	22.067	1'39.126	234,8	15:18'57.850
3	<b>26.947</b>	22.692	27.410	21.970	<b>1'39.019</b>	233,8	15:20'36.869
4	27.087	22.651	27.361	22.044	1'39.143	<b>235,8</b>	15:22'16.012
5	27.155						
Race Time 6'46.563							

RET 69 T. BOOTH-AMOS [1'39.352]							
Lap	Seg.1	Seg.2	Seg.3	Seg.4	Lap Time	km/h	Local Time
1		23.443	27.389	<b>22.029</b>	1'51.191	<b>237,4</b>	15:17'20.640
2	28.083	23.100	<b>27.051</b>	22.122	1'40.356	<b>237,4</b>	15:19'00.996
3	27.146	<b>22.781</b>	27.200	22.225	<b>1'39.352</b>	235,8	15:20'40.348
4	<b>27.138</b>	22.848	27.360			236,8	
Race Time 5'10.899							

RET 68 L. POWER [1'40.197]							
Lap	Seg.1	Seg.2	Seg.3	Seg.4	Lap Time	km/h	Local Time
1		23.757	27.624	22.604	1'53.602	241,6	15:17'23.051
2	28.079	23.273	27.512	22.268	1'41.132	<b>244,3</b>	15:19'04.183
3	<b>27.587</b>	<b>22.970</b>	<b>27.439</b>	<b>22.201</b>	<b>1'40.197</b>	237,4	15:20'44.380
Race Time 5'14.931							

26° 27 K. TOBA [1'39.778]							
Lap	Seg.1	Seg.2	Seg.3	Seg.4	Lap Time	km/h	Local Time
1		23.649	27.760	22.497	1'53.387	237,9	15:17'22.836
2	27.703	23.272	27.690	22.191	1'40.856	<b>240,0</b>	15:19'03.692
3	27.420	23.133	27.361	22.376	1'40.290	237,9	15:20'43.982
4	27.539	23.022	27.361	22.342	1'40.264	239,5	15:22'24.246
5	27.422	<b>22.911</b>	<b>27.266</b>	22.179	<b>1'39.778</b>	237,9	15:24'04.024
6	27.524	22.961	27.458	22.210	1'40.153	236,3	15:25'44.177
7	27.667	23.102	27.405	<b>22.165</b>	1'40.339	237,4	15:27'24.516
8	27.502	23.083	27.712	22.436	1'40.733	236,8	15:29'05.249
9	27.727	23.301	27.919	35.074	1'54.021P	234,8	15:30'59.270
10	3'45.413	24.092	29.969	22.489	5'01.963P	215,1	15:36'01.233
11	28.268	23.225	27.586	22.586	1'41.665	234,8	15:37'42.898
12	27.348	23.148	27.690	22.269	1'40.455	235,8	15:39'23.353
13	27.357	23.074	27.483	22.298	1'40.212	233,3	15:41'03.565
14	27.485	23.017	27.695	22.277	1'40.474	234,3	15:42'44.039
15	<b>27.286</b>	23.024	27.476	22.307	1'40.093	232,8	15:44'24.132
16	27.344	23.046	27.563	22.346	1'40.299	229,3	15:46'04.431
Race Time 30'34.982							

RET 51 A. SARMOON [1'40.276]							
Lap	Seg.1	Seg.2	Seg.3	Seg.4	Lap Time	km/h	Local Time
1		23.754	27.888	22.583	1'53.793	234,3	15:17'23.242
2	28.062	<b>23.005</b>	27.770	22.314	1'41.151	234,3	15:19'04.393
3	<b>27.549</b>	23.033	<b>27.414</b>	<b>22.280</b>	<b>1'40.276</b>	<b>236,3</b>	15:20'44.669
Race Time 5'15.220							

RET 61 C. ONCU							
Lap	Seg.1	Seg.2	Seg.3	Seg.4	Lap Time	km/h	Local Time
1		<b>23.034</b>	<b>27.125</b>	<b>21.909</b>	1'48.153	<b>233,8</b>	15:17'17.602
2	<b>26.842</b>						
Race Time 1'48.153							

RET 19 G. GIANNINI							
Lap	Seg.1	Seg.2	Seg.3	Seg.4	Lap Time	km/h	Local Time
1		<b>23.061</b>	<b>27.583</b>	<b>22.292</b>	1'50.969	<b>233,3</b>	15:17'20.418
2							
Race Time 1'50.969							

RET 17 J. MCPHEE [1'39.538]							
Lap	Seg.1	Seg.2	Seg.3	Seg.4	Lap Time	km/h	Local Time
1		23.781	27.833	22.408	1'53.895	<b>239,5</b>	15:17'23.344
2	27.568	22.971	27.496	<b>22.159</b>	1'40.194	234,8	15:19'03.538
3	27.321	22.914	27.626	22.350	1'40.211	238,4	15:20'43.749
4	27.438	22.938	27.421	22.559	1'40.356	237,4	15:22'24.105
5	27.345	<b>22.823</b>	27.276	22.205	1'39.649	235,3	15:24'03.754
6	27.413	22.887	27.366	22.587	1'40.253C	236,3	15:25'44.007
7	27.593	23.030	<b>27.273</b>	22.170	1'40.066	234,8	15:27'24.073
8	<b>27.209</b>	22.852	27.301	22.176	<b>1'39.538</b>	235,3	15:29'03.611
9	27.244	22.851	27.372	22.214	1'39.681	236,3	15:30'43.292
10	27.825	23.033	27.305		234,3		
Race Time 15'13.843							

RET 54 B. SOFUOGLU [1'38.373]							
Lap	Seg.1	Seg.2	Seg.3	Seg.4	Lap Time	km/h	Local Time
1		23.046	27.385	22.087	1'50.148	<b>244,9</b>	15:17'19.597
2	27.847	22.533	<b>26.713</b>	21.922	1'39.015	237,9	15:18'58.612
3	<b>27.139</b>	<b>22.421</b>	26.906	<b>21.907</b>	<b>1'38.373</b>	238,4	15:20'36.985
4	27.164	22.555	27.087	21.939	1'38.745	241,1	15:22'15.730
5	27.239						
Race Time 6'46.281							

15/06/2024 P = Pits In/Out - C = Lap Time Cancelled

These data/results cannot be reproduced, stored and/or transmitted in whole or in part by any manner of electronic, mechanical, photocopying, recording, broadcasting or otherwise now known or herein after developed without the previous express consent by the copyright owner, except for reproduction in daily press and regular printed publications on sale to the public within 60 days of the event related to those data/results and always provided that copyright symbol appears together as follows below.

© DORNA WSBK ORGANIZATION Srl 2024

