

Pirelli Emilia-Romagna Round, 14-16 June 2024 Chronological Analysis Race 2

Misano Circuit Sic 58 4.226 m

Start at 15:15'23.140

1 / 5

1° 99 A. HUERTAS [1'37.114]							
Lap	Seg1	Seg2	Seg3	Seg4	Lap Time	km/h	Local Time
1		22.463	26.822	21.747	1'42.768	238,9	15:17'05.908
2	26.819	22.284	26.724	21.623	1'37.450	236,3	15:18'43.358
3	26.737	22.276	26.706	21.651	1'37.370	235,8	15:20'20.728
4	26.675	22.217	26.787	21.552	1'37.231	235,3	15:21'57.959
5	26.784	22.230	26.741	21.663	1'37.418	234,8	15:23'35.377
6	26.822	22.280	26.781	21.617	1'37.500	236,3	15:25'12.877
7	26.745	22.191	26.847	21.630	1'37.413	235,3	15:26'50.290
8	26.816	22.226	27.191	22.035	1'38.268	235,8	15:28'28.558
9	27.278	22.683	29.412	21.566	1'40.939	229,3	15:30'09.497
10	26.703	22.084	26.657	21.670	1'37.114	238,4	15:31'46.611
11	27.024	22.165	26.638	21.675	1'37.502	238,9	15:33'24.113
12	26.762	22.274	26.719	21.821	1'37.576	242,2	15:35'01.689
13	26.948	22.254	26.833	21.909	1'37.944	238,9	15:36'39.633
14	26.852	22.292	26.889	21.538	1'37.571	241,1	15:38'17.204
15	27.004	22.182	26.715	21.514	1'37.415	237,4	15:39'54.619
16	26.879						

4	26.684	22.557	26.869	21.822	1'37.932	234,3	15:22'01.366
5	26.622	22.469	26.842	21.892	1'37.825	234,3	15:23'39.191
6	26.664	22.438	26.922	21.764	1'37.788	234,3	15:25'16.979
7	26.636	22.415	26.866	21.692	1'37.609	233,8	15:26'54.588
8	26.629	22.347	27.029	21.767	1'37.772	234,3	15:28'32.360
9	26.608	22.457	26.973	21.752	1'37.790	236,3	15:30'10.150
10	26.893	22.459	27.007	21.808	1'38.167	232,8	15:31'48.317
11	26.757	22.624	26.962	21.820	1'38.163	233,8	15:33'26.480
12	26.637	22.390	26.942	21.793	1'37.762	234,3	15:35'04.242
13	26.717	22.452	26.913	21.743	1'37.825	234,3	15:36'42.067
14	26.637	22.489	26.916	21.766	1'37.808	234,3	15:38'19.875
15	26.664	22.459	27.037	21.798	1'37.958	233,8	15:39'57.833
16	26.747						

Last Passing Point I1 at 15:40'24.580

5° 9 J. NAVARRO [1'37.651]							
Lap	Seg1	Seg2	Seg3	Seg4	Lap Time	km/h	Local Time
1		22.701	26.859	21.722	1'43.687	238,9	15:17'06.827
2	26.991	22.375	27.040	21.705	1'38.111	237,4	15:18'44.938
3	26.735	22.401	26.824	21.749	1'37.709	236,3	15:20'22.647
4	26.781	22.356	26.798	21.726	1'37.661	235,8	15:22'00.308
5	26.737	22.433	26.879	21.602	1'37.651	235,8	15:23'37.959
6	26.799	22.473	26.844	21.736	1'37.852	235,8	15:25'15.811
7	26.923	22.393	26.938	21.673	1'37.927	235,3	15:26'53.738
8	26.758	22.287	26.941	21.865	1'37.851	235,8	15:28'31.589
9	26.813	22.618	27.210	21.774	1'38.415	237,4	15:30'10.004
10	26.891	22.725	26.799	22.034	1'38.449	237,9	15:31'48.453
11	27.003	22.484	27.012	21.752	1'38.251	239,5	15:33'26.704
12	26.902	22.449	26.832	21.746	1'37.929	237,9	15:35'04.633
13	26.888	22.426	26.832	21.738	1'37.884	238,4	15:36'42.517
14	26.938	22.405	26.896	21.780	1'38.019	237,9	15:38'20.536
15	26.988	22.471	26.928	21.798	1'38.185	237,9	15:39'58.721
16	26.882						

Last Passing Point I1 at 15:40'25.603

2° 55 Y. MONTELLA [1'37.553]							
Lap	Seg1	Seg2	Seg3	Seg4	Lap Time	km/h	Local Time
1		22.562	27.120	21.786	1'43.001	235,3	15:17'06.141
2	26.876	22.476	26.727	21.711	1'37.790	237,4	15:18'43.931
3	26.710	22.441	26.869	21.862	1'37.882	236,8	15:20'21.813
4	26.894	22.473	26.682	21.676	1'37.725	235,8	15:21'59.538
5	26.792	22.464	26.833	21.758	1'37.847	235,3	15:23'37.385
6	26.785	22.476	26.847	21.702	1'37.810	235,3	15:25'15.195
7	26.867	22.398	26.713	21.737	1'37.715	236,3	15:26'52.910
8	26.780	22.383	26.772	21.618	1'37.553	235,8	15:28'30.463
9	26.763	22.294	26.881	21.771	1'37.709	235,3	15:30'08.172
10	26.844	22.384	26.876	21.767	1'37.871	236,3	15:31'46.043
11	26.813	22.365	26.810	21.712	1'37.700	236,8	15:33'23.743
12	26.838	22.340	26.802	21.920	1'37.900	236,8	15:35'01.643
13	26.785	22.365	26.788	21.933	1'37.871	236,8	15:36'39.514
14	26.771	22.400	27.101	21.727	1'37.999	236,8	15:38'17.513
15	27.159	22.340	27.061	21.716	1'38.276	238,4	15:39'55.789
16	26.922						

Last Passing Point I1 at 15:40'22.711

3° 53 V. DEBISE [1'37.474]							
Lap	Seg1	Seg2	Seg3	Seg4	Lap Time	km/h	Local Time
1		22.802	26.880	21.784	1'43.524	235,8	15:17'06.664
2	26.983	22.662	27.154	21.752	1'38.551	232,8	15:18'45.215
3	26.684	22.440	26.857	21.831	1'37.812	237,4	15:20'23.027
4	26.750	22.440	26.786	21.755	1'37.731	235,3	15:22'00.758
5	26.738	22.545	26.920	21.750	1'37.953	234,3	15:23'38.711
6	26.664	22.537	26.835	21.696	1'37.732	234,8	15:25'16.443
7	26.603	22.435	26.731	21.760	1'37.529	237,4	15:26'53.972
8	26.689	22.396	26.870	21.882	1'37.837	236,3	15:28'31.809
9	26.726	22.334	27.218	21.705	1'37.983	233,3	15:30'09.792
10	26.618	22.381	26.791	21.684	1'37.474	236,3	15:31'47.266
11	27.034	22.448	26.860	21.791	1'38.133	234,8	15:33'25.399
12	26.716	22.532	26.902	21.874	1'38.024	235,3	15:35'03.423
13	26.615	22.453	26.905	21.746	1'37.719	234,8	15:36'41.142
14	26.747	22.565	26.825	21.769	1'37.906	234,8	15:38'19.048
15	26.642	22.455	26.980	21.831	1'37.908	236,3	15:39'56.956
16	26.660						

Last Passing Point I1 at 15:40'23.616

4° 62 S. MANZI [1'37.609]							
Lap	Seg1	Seg2	Seg3	Seg4	Lap Time	km/h	Local Time
1		23.091	26.844	21.976	1'44.117	236,8	15:17'07.257
2	26.747	22.597	26.997	21.819	1'38.160	236,8	15:18'45.417
3	26.757	22.530	26.912	21.818	1'38.017	235,8	15:20'23.434

6° 23 M. SCHROETTER [1'38.041]							
Lap	Seg1	Seg2	Seg3	Seg4	Lap Time	km/h	Local Time
1		22.713	27.524	21.810	1'45.348	238,4	15:17'08.488
2	27.013	22.677	26.894	22.123	1'38.707	236,3	15:18'47.195
3	26.893	22.542	26.960	21.734	1'38.129	234,3	15:20'25.324
4	27.049	22.495	26.950	21.706	1'38.200	233,3	15:22'03.524
5	26.949	22.344	27.015	21.733	1'38.041	233,8	15:23'41.565
6	26.978	22.394	27.187	21.786	1'38.345	233,3	15:25'19.910
7	27.044	22.485	27.074	21.760	1'38.363	233,3	15:26'58.273
8	26.991	22.468	27.100	21.816	1'38.375	234,3	15:28'36.648
9	26.985	22.487	27.111	21.912	1'38.495	232,8	15:30'15.143
10	27.020	22.446	27.094	21.869	1'38.429	234,8	15:31'53.572
11	26.970	22.425	27.044	21.811	1'38.250	232,8	15:33'31.822
12	26.956	22.403	26.972	21.836	1'38.167	234,3	15:35'09.989
13	26.986	22.329	26.992	21.918	1'38.225	233,8	15:36'48.214
14	27.014	22.387	27.092	21.914	1'38.407	233,8	15:38'26.621
15	26.954	22.422	27.076	21.878	1'38.330	233,8	15:40'04.951
16	27.094						

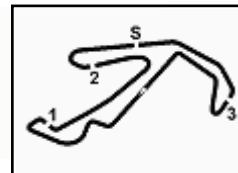
Last Passing Point I1 at 15:40'32.045

7° 64 F. CARICASULO [1'38.366]							
Lap	Seg1	Seg2	Seg3	Seg4	Lap Time	km/h	Local Time
1		22.732	27.031	21.994	1'45.975	237,4	15:17'09.115
2	27.370	22.387	26.958	21.789	1'38.504	238,4	15:18'47.619
3	26.987	22.424	27.224	22.025	1'38.660	242,7	15:20'26.279
4	27.038	22.456	27.170	21.992	1'38.656	236,8	15:22'04.935
5	27.039	22.572	27.148	21.796	1'38.555	234,8	15:23'43.490
6	27.006	22.515	27.116	21.901	1'38.538	236,8	15:25'22.028
7	27.008	22.390	27.169	21.799	1'38.366	233,8	15:27'00.394
8	27.134	22.437	27.150	21.891	1'38.612	235,8	15:28'39.006
9	27.082	22.588	27.149	21.784	1'38.603	237,9	15:30'17.609

16/06/2024 P = Pits In/Dut - C = Lap Time Cancelled

These data/results cannot be reproduced, stored and/or transmitted in whole or in part by any manner of electronic, mechanical, photocopying, recording, broadcasting or otherwise now known or herein after developed without the previous express consent by the copyright owner, except for reproduction in daily press and regular printed publications on sale to the public within 60 days of the event related to those data/results and always provided that copyright symbol appears together as follows below.

© DORNA WSBK ORGANIZATION Srl 2024



Pirelli Emilia-Romagna Round, 14-16 June 2024

Chronological Analysis Race 2

Misano Circuit Sic 58 4.226 m

2 / 5

Start at 15:15'23.140

10	26.999	22.504	27.970	22.022	1'39.495	239,5	15:31'57.104	16
11	27.041	22.446	27.033	21.876	1'38.396	238,9	15:33'35.500	
12	27.022	22.552	27.043	21.840	1'38.457	237,4	15:35'13.957	
13	27.019	22.408	27.156	21.843	1'38.426	234,3	15:36'52.383	
14	27.192	22.384	27.240	21.976	1'38.792	233,8	15:38'31.175	
15	26.956	22.511	27.262	21.846	1'38.575	234,8	15:40'09.750	
16								

Last Passing Point FL1 at 15:40'29.955

11° 40 S. CORSI (1'38.638)							
Lap	Seg1	Seg2	Seg3	Seg4	Lap Time	km/h	Local Time
1		22.765	27.426	22.070	1'46.289	234,8	15:17'09.429
2	27.223	22.727	27.576	21.890	1'39.416	233,8	15:18'48.845
3	26.956	22.571	27.343	21.843	1'38.713	231,3	15:20'27.558
4	27.059	22.617	27.584	21.971	1'39.231	230,8	15:22'06.789
5	27.091	22.601	27.334	21.851	1'38.877	229,8	15:23'45.666
6	27.007	22.512	27.300	21.876	1'38.695	230,3	15:25'24.361
7	26.997	22.610	27.811	22.181	1'39.599	232,3	15:27'03.960
8	27.188	22.537	27.396	21.806	1'38.927	229,8	15:28'42.887
9	26.989	22.569	27.262	21.818	1'38.638	230,8	15:30'21.525
10	27.042	22.617	27.333	21.823	1'38.815	230,8	15:32'00.340
11	27.080	22.497	27.285	21.910	1'38.772	231,3	15:33'39.112
12	26.981	22.526	27.305	21.909	1'38.721	231,3	15:35'17.833
13	27.065	22.553	27.230	21.833	1'38.681	231,8	15:36'56.514
14	26.991	22.529	27.347	21.877	1'38.744	230,3	15:38'35.258
15	26.949	22.530	27.460	21.833	1'38.772	230,3	15:40'14.030
16							

Last Passing Point FL1 at 15:40'30.055

12° 13 L. OTTAVIANI (1'38.591)							
Lap	Seg1	Seg2	Seg3	Seg4	Lap Time	km/h	Local Time
1		23.043	27.674	22.163	1'47.579	239,5	15:17'10.719
2	27.220	22.563	27.273	22.049	1'39.105	234,8	15:18'49.824
3	27.062	22.463	27.091	21.975	1'38.591	237,9	15:20'28.415
4	27.167	22.496	27.234	21.926	1'38.823	236,8	15:22'07.238
5	27.099	22.463	27.287	21.840	1'38.689	236,3	15:23'45.927
6	27.080	22.424	27.273	21.825	1'38.602	236,3	15:25'24.529
7	27.223	22.395	27.440	22.079	1'39.137	239,5	15:27'03.666
8	27.335	22.800	27.522	21.918	1'39.575	239,5	15:28'43.241
9	27.045	22.408	27.293	21.847	1'38.593	235,3	15:30'21.834
10	27.212	22.413	27.305	21.882	1'38.812	235,8	15:32'00.646
11	27.252	22.414	27.194	21.866	1'38.726	235,8	15:33'39.372
12	27.099	22.378	27.324	21.908	1'38.709	235,3	15:35'18.081
13	27.124	22.386	27.380	21.847	1'38.737	231,8	15:36'56.818
14	27.094	22.384	27.273	21.902	1'38.653	234,3	15:38'35.471
15	27.092	22.414	27.539	21.946	1'38.991	237,9	15:40'14.462
16							

Last Passing Point FL1 at 15:40'30.514

13° 32 D. BAYLISS (1'38.642)							
Lap	Seg1	Seg2	Seg3	Seg4	Lap Time	km/h	Local Time
1		23.075	27.501	22.140	1'46.527	239,5	15:17'09.667
2	27.231	22.712	27.487	22.146	1'39.576	240,5	15:18'49.243
3	27.223	22.685	27.066	22.008	1'38.982	236,8	15:20'28.225
4	27.110	22.646	27.148	21.841	1'38.745	234,3	15:22'06.970
5	27.125	22.596	27.552	22.007	1'39.280	238,9	15:23'46.250
6	27.103	22.551	27.157	21.834	1'38.645	235,8	15:25'24.895
7	27.108	22.579	27.332	22.307	1'39.326	235,8	15:27'04.221
8	27.216	22.592	27.448	22.068	1'39.324	237,4	15:28'43.545
9	27.152	22.492	27.070	21.928	1'38.642	235,8	15:30'22.187
10	27.170	22.528	27.321	21.935	1'38.954	236,3	15:32'01.141
11	27.363	22.626	27.219	22.016	1'39.224	234,8	15:33'40.365
12	27.102	22.641	27.196	22.081	1'39.020	234,3	15:35'19.385
13	27.182	22.632	27.147	22.019	1'38.980	233,8	15:36'58.365
14	27.181	22.680	27.259	22.046	1'39.166	232,8	15:38'37.531
15	27.175	22.569	27.246	22.007	1'38.997	233,3	15:40'16.528
16							

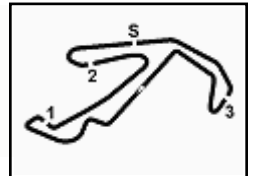
Last Passing Point FL1 at 15:40'32.615

14° 28 G. VAN STRAALAN (1'38.411)							
Lap	Seg1	Seg2	Seg3	Seg4	Lap Time	km/h	Local Time
1		23.351	27.536	22.310	1'48.738	237,4	15:17'11.878

16/06/2024 P = Pits In/Out - C = Lap Time Cancelled

These data/results cannot be reproduced, stored and/or transmitted in whole or in part by any manner of electronic, mechanical, photocopying, recording, broadcasting or otherwise now known or herein after developed without the previous express consent by the copyright owner, except for reproduction in daily press and regular printed publications on sale to the public within 60 days of the event related to those data/results and always provided that copyright symbol appears together as follows below.

© DORNA WSBK ORGANIZATION Srl 2024



Pirelli Emilia-Romagna Round, 14-16 June 2024

Chronological Analysis Race 2

Misano Circuit Sic 58.4226 m

3 / 5

Start at 15:15'23.140

2	27.903	22.763	28.072	22.273	1'41.011	229,8	15:18'52.889	10	27.344	22.804	27.252	22.115	1'39.515	234,3	15:32'11.307
3	27.161	23.070	27.276	22.139	1'39.646	236,8	15:20'32.535	11	27.367	22.691	27.354	22.238	1'39.650	233,8	15:33'50.957
4	27.479	22.696	27.104	22.023	1'39.302	230,8	15:22'11.837	12	27.206	22.714	27.348	22.228	1'39.496	233,8	15:35'30.453
5	27.008	22.762	27.112	21.928	1'38.810	231,3	15:23'50.647	13	27.265	22.761	27.285	22.155	1'39.466	234,3	15:37'09.919
6	27.076	22.603	27.188	22.135	1'39.002	234,8	15:25'29.649	14	27.438	22.784	27.641	22.860	1'40.723	235,8	15:38'50.642
7	27.248	22.647	27.058	21.967	1'38.920	232,3	15:27'08.569	15	27.458	22.760	27.659	22.162	1'40.039	230,8	15:40'30.681
8	26.921	22.657	27.101	21.824	1'38.503	232,3	15:28'47.072								
9	26.929	22.630	27.084	22.040	1'38.683	235,3	15:30'25.755								
10	27.128	22.596	27.075	21.930	1'38.729	236,3	15:32'04.484								
11	26.975	22.519	27.218	22.026	1'38.738	232,3	15:33'43.222								
12	27.022	22.536	27.073	21.944	1'38.575	232,8	15:35'21.797								
13	26.913	22.577	27.088	21.972	1'38.550	232,8	15:37'00.347								
14	27.028	22.551	27.036	21.928	1'38.543	231,8	15:38'38.890								
15	26.873	22.543	27.047	21.948	1'38.411	233,8	15:40'17.301								
16															

Last Passing Point FL1 at 15:40'33.264

15° 74 P. BIESIEKIRSKI [1'39.237]							
Lap	Seg1	Seg2	Seg3	Seg4	Lap Time	km/h	Local Time
1		23.110	27.580	22.423	1'48.513	236,3	15:17'11.653
2	28.054	23.218	27.569	22.016	1'40.857	230,8	15:18'52.510
3	27.313	22.861	27.437	22.226	1'39.837	231,8	15:20'32.347
4	28.090	22.869	27.267	22.011	1'40.237	232,8	15:22'12.584
5	27.370	22.934	27.499	22.017	1'39.820	232,8	15:23'52.404
6	27.501	22.843	27.338	21.958	1'39.640	234,3	15:25'32.044
7	27.264	22.825	27.311	21.943	1'39.343	233,3	15:27'11.387
8	27.257	22.848	27.271	21.949	1'39.325	233,3	15:28'50.712
9	27.293	22.712	27.378	21.985	1'39.368	232,8	15:30'30.080
10	27.349	22.844	27.414	21.949	1'39.556	233,8	15:32'09.636
11	27.226	22.704	27.397	21.910	1'39.237	234,3	15:33'48.873
12	27.393	22.686	27.456	22.039	1'39.574	232,3	15:35'28.447
13	27.360	22.744	27.546	21.969	1'39.619	231,8	15:37'08.066
14	27.301	22.764	27.534	22.161	1'39.760	231,3	15:38'47.826
15	27.569	22.827	27.954	22.024	1'40.374	231,3	15:40'28.200

Last Passing Point FL at 15:40'28.200

16° 72 Y. RUIZ [1'39.216]							
Lap	Seg1	Seg2	Seg3	Seg4	Lap Time	km/h	Local Time
1		23.789	28.109	22.335	1'50.270	234,8	15:17'13.410
2	27.706	23.321	27.395	22.292	1'40.714	235,3	15:18'54.124
3	27.882	22.845	27.260	22.166	1'40.153	231,3	15:20'34.277
4	27.283	22.785	27.262	22.113	1'39.443	232,8	15:22'13.720
5	27.546	22.754	27.389	22.137	1'39.826	230,3	15:23'53.546
6	27.190	22.738	27.246	22.042	1'39.216	234,8	15:25'32.762
7	27.265	22.761	27.649	22.128	1'39.803	233,3	15:27'12.565
8	27.207	22.636	27.454	22.142	1'39.439	230,3	15:28'52.004
9	27.262	22.780	27.389	22.122	1'39.553	231,8	15:30'31.557
10	27.197	22.728	27.296	22.082	1'39.303	231,8	15:32'10.860
11	27.310	22.683	27.346	22.193	1'39.532	230,8	15:33'50.392
12	27.245	22.793	27.331	22.183	1'39.552	232,3	15:35'29.944
13	27.365	22.795	27.336	22.141	1'39.637	231,8	15:37'09.581
14	27.523	22.735	27.557	22.188	1'40.003	230,8	15:38'49.584
15	27.353	22.852	27.556	22.066	1'39.827	229,3	15:40'29.411

Last Passing Point FL at 15:40'29.411

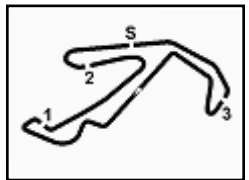
17° 31 A. SCIARRETTA [1'39.466]							
Lap	Seg1	Seg2	Seg3	Seg4	Lap Time	km/h	Local Time
1		23.294	27.738	22.948	1'48.904	241,1	15:17'12.044
2	28.228	23.133	27.657	22.372	1'41.390	230,8	15:18'53.434
3	27.385	22.761	27.341	22.332	1'39.819	233,3	15:20'33.253
4	27.425	22.970	27.444	22.177	1'40.016	233,3	15:22'13.269
5	27.299	22.745	27.371	22.206	1'39.621	233,3	15:23'52.890
6	27.364	22.830	27.361	22.109	1'39.664	234,3	15:25'32.554
7	27.270	22.707	27.758	22.146	1'39.881	232,3	15:27'12.435
8	27.219	22.871	27.523	22.118	1'39.731	234,8	15:28'52.166
9	27.397	22.761	27.357	22.111	1'39.626	235,3	15:30'31.792

16/06/2024

P = Pits In/Out - C = Lap Time Cancelled

These data/results cannot be reproduced, stored and/or transmitted in whole or in part by any manner of electronic, mechanical, photocopying, recording, broadcasting or otherwise now known or herein after developed without the previous express consent by the copyright owner, except for reproduction in daily press and regular printed publications on sale to the public within 60 days of the event related to those data/results and always provided that copyright symbol appears together as follows below.

© DORNA WSBK ORGANIZATION Srl 2024



Pirelli Emilia-Romagna Round, 14-16 June 2024
Chronological Analysis Race 2

Misano Circuit Sic 58 4.226 m

Start at 15:15'23.140

4 / 5

21°								7 L. BALDASSARRI [1'38.943]									
Lap	Seg1	Seg2	Seg3	Seg4	Lap Time	km/h	Local Time	Lap	Seg1	Seg2	Seg3	Seg4	Lap Time	km/h	Local Time		
1		23.988	28.011	22.332	1'49.962	232,8	15:17'13.102	8	27.201		22.992		27.751	22.189	1'40.133	229,3	15:28'59.428
2	27.646	23.175	27.479	22.519	1'40.819	235,3	15:18'53.921	9	27.409		23.118		27.999	22.579	1'41.105	230,3	15:30'40.533
3	27.969	23.164	28.751	22.311	1'42.195	230,8	15:20'36.116	10	27.442		23.175		27.763	22.420	1'40.800	230,3	15:32'21.333
4	27.208	22.974	27.313	22.078	1'39.573	231,3	15:22'15.689	11	27.517		23.217		27.918	22.438	1'41.090	228,8	15:34'02.423
5	27.256	22.929	27.758	22.034	1'39.977	233,3	15:23'55.666	12	27.500		23.199		27.900	22.549	1'41.148	230,8	15:35'43.571
6	27.208	22.934	27.359	22.017	1'39.518	232,8	15:25'35.184	13	27.607		23.171		27.857	22.438	1'41.073	227,4	15:37'24.644
7	27.398	22.817	27.306	22.014	1'39.535	230,3	15:27'14.719	14	27.515		23.213		28.080	22.404	1'41.212	228,3	15:39'05.856
8	27.264	22.715	27.308	21.949	1'39.236	231,8	15:28'53.955	15	27.646		23.264		28.265			227,8	
9	27.355	22.832	27.379	22.079	1'39.645	227,8	15:30'33.600										Last Passing Point I3 at 15:40'25.031
10	27.256	22.797	27.248	22.019	1'39.320	230,3	15:32'12.920										
11	27.251	22.813	27.328	22.052	1'39.444	229,3	15:33'52.364										
12	26.997	22.737	27.165	22.044	1'38.943	231,3	15:35'31.307										
13	27.126	22.765	27.166	22.093	1'39.150	231,3	15:37'10.457										
14	27.299	22.701	27.513	22.397	1'39.910	235,3	15:38'50.367										
15	27.529	22.815	28.652	22.438	1'41.434	230,3	15:40'31.801										
							Last Passing Point FL at 15:40'31.801										

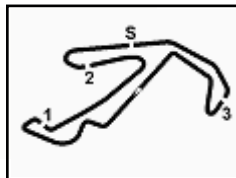
22°								27 K. TOBA [1'39.320]									
Lap	Seg1	Seg2	Seg3	Seg4	Lap Time	km/h	Local Time	Lap	Seg1	Seg2	Seg3	Seg4	Lap Time	km/h	Local Time		
1		23.856	27.805	22.479	1'50.012	237,4	15:17'13.152	8	27.663		23.565		28.086	22.715	1'42.029	218,6	15:29'09.672
2	27.793	23.406	27.384	22.214	1'40.797	235,3	15:18'53.949	9	27.812		23.555		27.846	22.505	1'41.718	220,4	15:30'51.390
3	27.781	23.439	27.757	22.239	1'41.216	240,0	15:20'35.165	10	27.608		23.520		27.836	22.533	1'41.497	221,3	15:32'32.887
4	27.169	22.948	27.289	21.914	1'39.320	232,8	15:22'14.485	11	27.570		23.450		27.727	22.499	1'41.246	220,4	15:34'14.133
5	27.806	22.892	28.160	22.035	1'40.893	237,9	15:23'55.378	12	27.519		23.430		27.791	22.442	1'41.182	221,3	15:35'55.315
6	27.351	22.927	27.360	22.045	1'39.683	236,3	15:25'35.061	13	27.572		23.536		27.870	22.470	1'41.448	220,9	15:37'36.763
7	27.729	22.859	27.316	22.005	1'39.909	235,3	15:27'14.970	14	27.560		23.489		27.738	22.613	1'41.400	221,8	15:39'18.163
8	27.248	22.839	27.403	22.019	1'39.509	234,3	15:28'54.479	15	27.622		23.526					221,3	
9	27.344	22.937	27.349	21.990	1'39.620	234,3	15:30'34.099										Last Passing Point I2.1 at 15:40'28.036
10	27.619	22.997	27.283	21.965	1'39.864	236,3	15:32'13.963										
11	27.346	22.892	29.585	22.189	1'42.012	236,8	15:33'55.975										
12	27.378	23.013	27.551	22.161	1'40.103	235,8	15:35'36.078										
13	27.369	23.020	27.618	22.119	1'40.126	235,8	15:37'16.204										
14	27.268	22.944	27.435	22.290	1'39.937	232,3	15:38'56.141										
15	27.287	23.027	27.600			231,8											
							Last Passing Point I3.1 at 15:40'22.331										

23°								43 S. JESPERSEN [1'39.400]									
Lap	Seg1	Seg2	Seg3	Seg4	Lap Time	km/h	Local Time	Lap	Seg1	Seg2	Seg3	Seg4	Lap Time	km/h	Local Time		
1		23.749	28.124	22.407	1'50.706	237,9	15:17'13.846	8	27.807		23.416		27.686	22.644	1'41.553	230,8	15:29'11.238
2	27.885	23.859	27.481	22.152	1'41.377	230,3	15:18'55.223	9	27.791		23.523		27.648	22.451	1'41.413	231,8	15:30'52.651
3	27.231	23.094	27.734	22.345	1'40.404	233,8	15:20'35.627	10	27.763		23.377		27.635	22.444	1'41.219	232,3	15:32'33.870
4	27.247	23.017	27.194	22.184	1'39.642	232,8	15:22'15.269	11	27.702		23.347		27.527	22.453	1'41.029	231,8	15:34'14.899
5	27.486	22.984	27.824	22.391	1'40.685	230,3	15:23'55.954	12	27.748		23.407		27.467	22.450	1'41.072	232,3	15:35'55.971
6	27.216	22.981	27.305	22.371	1'39.873	232,3	15:25'35.827	13	27.769		23.371		27.475	22.480	1'41.095	232,3	15:37'37.066
7	27.227	22.890	27.235	22.119	1'39.471	233,3	15:27'15.298	14	27.696		23.316		27.797	22.457	1'41.266	234,3	15:39'18.332
8	27.154	23.117	27.314	22.134	1'39.719	230,3	15:28'55.017	15	27.801		23.319					231,8	
9	27.068	22.892	27.332	22.108	1'39.400	234,3	15:30'34.417										Last Passing Point I2.1 at 15:40'28.278
10	27.116	22.972	28.220	22.215	1'40.523	228,3	15:32'14.940										
11	28.180	23.119	27.361	22.182	1'40.842	231,3	15:33'55.782										
12	27.382	23.091	27.458	22.216	1'40.147	231,8	15:35'35.929										
13	27.312	23.117	28.068	22.078	1'40.575	228,3	15:37'16.504										
14	27.227	23.018	28.432	22.271	1'40.948	227,8	15:38'57.452										
15	27.320	22.964	27.481			228,8											
							Last Passing Point I3.1 at 15:40'23.438										

24°								89 K. BIN PAWI [1'40.075]									
Lap	Seg1	Seg2	Seg3	Seg4	Lap Time	km/h	Local Time	Lap	Seg1	Seg2	Seg3	Seg4	Lap Time	km/h	Local Time		
1		23.765	28.271	22.515	1'51.210	236,8	15:17'14.350	8	27.464		23.177		27.745	24.245	1'42.631	233,3	15:29'27.952
2	27.882	24.093	27.593	22.663	1'42.231	234,3	15:18'56.581	9	28.391		23.309		27.657	22.246	1'41.603C	230,3	15:31'09.555
3	27.545	22.725	27.688	22.368	1'40.326	233,3	15:20'36.907	10	27.525		23.117		27.546	22.261	1'40.449	233,3	15:32'50.004
4	27.369	22.980	27.581	22.155	1'40.085	229,8	15:22'16.992	11	27.563		23.008		27.616	22.265	1'40.452	231,3	15:34'30.456
5	27.392	23.460	27.390	22.156	1'40.398	232,8	15:23'57.390	12	27.388		23.180		27.576	22.385	1'40.529	233,3	15:36'10.985
6	27.071	22.916	29.639	22.204	1'41.830	233,8	15:25'39.220	13	27.916		23.158		27.559	22.200	1'40.833	233,8	15:37'51.818
7	27.232	23.003	27.569	22.271	1'40.075	229,8	15:27'19.295	14	28.128		23.090		27.722	22.364	1'41.304	233,3	15:39'33.122
							Last Passing Point I2 at 15:40'23.676	15	27.600		22.954						

8	27.201	22.992	27.751	22.189	1'40.133	229,3	15:28'59.428
9	27.409	23.118	27.999	22.579	1'41.105	230,3	15:30'40.533
10	27.442	23.175	27.763	22.420	1'40.800	230,3	15:32'21.333
11	27.517	23.217	27.918	22.438	1'41.090	228,8	15:34'02.423
12	27.500	23.199	27.900	22.549	1'41.148	230,8	15:35'43.571
13	27.607	23.171	27.857	22.438	1'41.073	227,4	15:37'24.644
14	27.515	23.213	28.080	22.404	1'41.212	228,3	15:39'05.856
15	27.646	23.264	28.265			227,8	

25°								3 R. DE ROSA [1'41.182]									
Lap	Seg1	Seg2	Seg3	Seg4	Lap Time	km/h	Local Time	Lap	Seg1	Seg2	Seg3	Seg4	Lap Time	km/h	Local Time		
1		24.048	28.280	23.163	1'52.332	228,3	15:17'15.472	8	27.663		23.565		28.086	22.715	1'42.029	218,6	15:29'09.672
2	27.777	25.713	27.642	22.555	1'43.687	224,1	15:18'59.159	9	27.812		23.555		27.846	22.505	1'41.718	220,4	15:30'51.390
3	27.628	23.398	27.868	22.522	1'41.416	221,3	15:20'40.575	10	27.608		23.520		27.836	22.533	1'41.497	221,3	15:32'32.887
4	27.566	23.473	27.794	22.532	1'41.365	220,9	15:22'21.940	11	27.570		23.450		27.727	22.499	1'41.246	220,4	15:34'14.133
5	27.807	23															



Misano Circuit Sic 58 4.226 m

**Pirelli Emilia-Romagna Round, 14-16 June 2024
Chronological Analysis Race 2**

Start at 15:15'23.140

5 / 5

28° 51 A. SARMOON [1'39.768]							
Lap	Seg1	Seg2	Seg3	Seg4	Lap Time	km/h	Local Time
1		24.130	28.209	22.391	1'50.561	234,8	15:17'13.701
2	27.802	23.546	30.813	22.269	1'44.430	230,3	15:18'58.131
3	27.225	22.972	27.240	22.331	1'39.768	233,8	15:20'37.899
4	27.310	23.037	27.451	22.298	1'40.096	234,3	15:22'17.995
5	27.299	22.885	27.446	22.173	1'39.803	234,8	15:23'57.798
6	27.390	22.866	27.578	47.062	2'04.896	236,8	15:26'02.694
7	27.886	23.363	27.957	22.508	1'41.714	226,4	15:27'44.408
8	27.537	23.501	27.964	22.500	1'41.502	227,4	15:29'25.910
9	27.553	23.299	27.803	22.270	1'40.925	227,8	15:31'06.835
10	27.849	23.414	28.261	22.405	1'41.929	227,4	15:32'48.764
11	27.459	23.352	27.761	22.420	1'40.992	227,8	15:34'29.756
12	27.694	23.268	27.665	22.551	1'41.178	228,3	15:36'10.934
13	27.648	23.159	27.684	22.321	1'40.812	228,3	15:37'51.746
14	27.966	23.132	27.650	22.429	1'41.177	228,3	15:39'32.923
15	27.636	23.133					

Last Passing Point I2 at 15:40'23.692

8	27.203	22.494	27.510	21.749	1'38.956	233,8	15:28'46.361
9	27.255	22.542	27.333	21.846	1'38.976	234,8	15:30'25.337
10	27.079	22.654	27.431	22.083	1'39.247	236,3	15:32'04.584
11	27.258	22.470	27.278	21.825	1'38.831	237,4	15:33'43.415
12	27.180	22.566	27.230	21.818	1'38.794	236,8	15:35'22.209
13	27.117	22.449	27.124	21.788	1'38.478	237,9	15:37'00.687
14	27.193	22.696	27.729	22.008	1'39.626	226,4	15:38'40.313

Last Passing Point FL at 15:38'40.313

RET 39 K. KEANKUM [1'39.979]							
Lap	Seg1	Seg2	Seg3	Seg4	Lap Time	km/h	Local Time
1		23.977	28.456	22.445	1'51.022	233,8	15:17'14.162
2	27.835	24.057	27.602	22.838	1'42.332	230,8	15:18'56.494
3	27.490	23.031	27.814	22.390	1'40.725	229,8	15:20'37.219
4	27.829	22.898	27.546	22.108	1'40.381	230,8	15:22'17.600
5	27.348	23.011	27.490	22.130	1'39.979	232,8	15:23'57.579
6	27.290	23.001	27.833	22.371	1'40.495	231,8	15:25'38.074
7	27.271	22.968	27.721	22.154	1'40.114	228,3	15:27'18.188
8	27.290	23.110	27.934				227,4

Last Passing Point I3.1 at 15:28'44.836

29° 61 C. ONCU [1'39.208]							
Lap	Seg1	Seg2	Seg3	Seg4	Lap Time	km/h	Local Time
1		23.260	27.965	22.720	1'49.194	236,8	15:17'12.334
2	27.808	23.044	27.537	22.412	1'40.801	231,3	15:18'53.135
3	27.353	22.777	27.326	22.177	1'39.633	237,4	15:20'32.768
4	27.477	23.250	27.272	21.960	1'39.959	236,8	15:22'12.727
5	27.378	22.737	27.114	21.979	1'39.208	232,3	15:23'51.935
6	27.744	22.897	27.182	22.065	1'39.888	230,8	15:25'31.823
7	27.141	22.877	27.283	21.991	1'39.292	231,8	15:27'11.115
8	27.175	22.865	27.207	21.967	1'39.214	229,8	15:28'50.329
9	1'08.883	24.836	29.170	22.934	2'25.823	223,6	15:31'16.152
10	28.415	23.382	27.924	22.328	1'42.409	227,8	15:32'58.201
11	27.443	23.176	27.542	22.408	1'40.569	228,3	15:34'38.770
12	27.275	22.967	27.502	22.281	1'40.025	227,8	15:36'18.795
13	27.200	22.952	27.519	22.253	1'39.924	228,8	15:37'58.719
14	27.185	23.018	27.381	22.028	1'39.612	228,3	15:39'38.331
15	27.203	22.913					

Last Passing Point I2 at 15:40'28.447

RET 94 L. MAHIAS [1'39.115]							
Lap	Seg1	Seg2	Seg3	Seg4	Lap Time	km/h	Local Time
1		23.317	27.572	22.640	1'48.985	236,3	15:17'12.125
2	27.798	23.279	27.677	22.333	1'41.087	228,8	15:18'53.212
3	27.003	22.678	27.315	22.119	1'39.115	235,3	15:20'32.327
4	41.749	36.862	41.279			137,9	

Last Passing Point I3.1 at 15:22'43.159

34° 19 G. GIANNINI [1'41.139]							
Lap	Seg1	Seg2	Seg3	Seg4	Lap Time	km/h	Local Time
1		23.229	27.844	22.291	1'48.173	235,3	15:17'11.313
2	29.312	51.891	29.307	34.615	2'25.125P	223,6	15:19'36.438
3	7'08.962	23.929	27.948	22.360	8'23.199P	225,0	15:27'59.637
4	27.426	23.224	27.950	22.539	1'41.139	225,5	15:29'40.776
5	27.818	23.586	27.762	36.222	1'55.388P	227,4	15:31'36.164

Last Passing Point FL at 15:31'36.164

RET 54 B. SOFUOGLU [1'38.344]							
Lap	Seg1	Seg2	Seg3	Seg4	Lap Time	km/h	Local Time
1		22.707	26.862	22.032	1'44.530	235,3	15:17'07.670
2	26.955	22.622	26.831	21.936	1'38.344	236,3	15:18'46.014
3	27.019	22.565	26.924	21.884	1'38.392	234,8	15:20'24.406
4	27.018	22.446	27.003	22.093	1'38.560	233,8	15:22'02.966
5	27.351	22.775	27.064	21.875	1'39.065	233,3	15:23'42.031
6	27.384	22.623	26.978	21.929	1'38.914	234,3	15:25'20.945
7	27.234	22.534	27.067	21.904	1'38.739	233,8	15:26'59.684
8	27.172	22.482	27.107	21.967	1'38.728	234,3	15:28'38.412
9	27.956	22.579	27.026	22.016	1'39.577	238,4	15:30'17.989
10	27.138	22.519	27.134	21.931	1'38.722	236,8	15:31'56.711
11	27.044	22.486	26.932	21.943	1'38.405	236,3	15:33'35.116
12	27.133	23.126	26.925	22.032	1'39.216	238,9	15:35'14.332
13	27.122	22.465	26.925	21.934	1'38.446	237,4	15:36'52.778
14	27.193	22.528	27.027	22.087	1'38.835	238,9	15:38'31.613
15	27.286	22.604			238,9		

Last Passing Point I2.1 at 15:39'40.239

RET 71 T. EDWARDS [1'38.478]							
Lap	Seg1	Seg2	Seg3	Seg4	Lap Time	km/h	Local Time
1		23.019	27.694	22.329	1'48.064	239,5	15:17'11.204
2	27.478	22.644	27.237	21.855	1'39.214	237,4	15:18'50.418
3	27.377	22.554	27.389	21.964	1'39.284	237,4	15:20'29.702
4	27.240	22.793	27.596	21.968	1'39.597	234,8	15:22'09.299
5	27.328	22.684	27.616	21.863	1'39.491	232,3	15:23'48.790
6	27.325	22.674	27.444	21.821	1'39.264	234,8	15:25'28.054
7	27.308	22.635	27.530	21.878	1'39.351	233,8	15:27'07.405

16/06/2024 P = Pits In/Out - C = Lap Time Cancelled

These data/results cannot be reproduced, stored and/or transmitted in whole or in part by any manner of electronic, mechanical, photocopying, recording, broadcasting or otherwise now known or herein after developed without the previous express consent by the copyright owner, except for reproduction in daily press and regular printed publications on sale to the public within 60 days of the event related to those data/results and always provided that copyright symbol appears together as follows below.

© DORNA WSBK ORGANIZATION Srl 2024

