

Pirelli Emilia-Romagna Round, 14-16 June 2024
Biographical Entry List

No.	Rider (Abbreviation)	Nat	Bike	Wins 2024	Podiums 2024	Pole 2024	Races 2024	Tyres	Class
	Age Date of Birth Place of Birth		Team						
1	3 DE ROSA Raffaele (DeR) 37 25/03/1987 Napoli	ITA	QJMOTOR SRK 800 RR QJMOTOR Factory Racing	1	19		142	Pirelli	*
2	5 ANTONELLI Niccolò (Ant) 28 23/02/1996 Cattolica	ITA	Ducati Panigale V2 Ecosantagata Althea Racing Team				6	Pirelli	
3	7 BALDASSARRI Lorenzo (Bal) 27 06/11/1996 San Severino Marche	ITA	Triumph Street Triple RS 765 WRP-RT Motorsport by SKM-Triumph	4	16	2	30	Pirelli	
4	9 NAVARRO Jorge (Nav) 28 03/02/1996 Valencia	ESP	Ducati Panigale V2 Drelac Racing Verdatura		1		30	Pirelli	
5*	13 OTTAVIANI Luca (Ott) 30 10/09/1993 Urbino	ITA	MV Agusta F3 800 RR Extreme Racing Service				12	Pirelli	
6	17 MCPHEE John (McP) 29 14/07/1994 Oban, Argyll And Bute	GBR	Triumph Street Triple RS 765 WRP-RT Motorsport by SKM-Triumph		1		28	Pirelli	
7	19 GIANNINI Gabriele (Gia) 21 11/10/2002 Aprilia	ITA	Kawasaki ZX-6R Team ProDina Kawasaki				6	Pirelli	*
8	22 FULIGNI Federico (Ful) 29 01/06/1995 Bologna	ITA	Ducati Panigale V2 Drelac Racing Verdatura				79	Pirelli	*
9	23 SCHROETTER Marcel (Sch) 31 02/01/1993 Landsberg Am Lech	GER	MV Agusta F3 800 RR MV Agusta Reparto Corse		11		32	Pirelli	
10	25 BRENNER Marcel (Bre) 26 25/07/1997 Bern	SUI	Kawasaki ZX-6R VIAMO Racing by MTM			4	41	Pirelli	
11	27 TOBA Kaito (Tob) 24 07/04/2000 Fukuova	JPN	Honda CBR600RR PETRONAS MIE Racing Honda				6	Pirelli	
12	28 VAN STRAALEN Glenn (vSt) 23 30/09/2000 Hoogkarspel	NED	Yamaha YZF R6 Pata Yamaha Ten Kate Racing	1	4		83	Pirelli	
13*	31 SCIARRETTA Alessandro (Sci) 19 23/01/2005 Pescara	ITA	Ducati Panigale V2 ZPM Motorsport Racing	1	1		6	Pirelli	
14	32 BAYLISS Oliver (Bay) 20 20/09/2003 Monaco	AUS	Ducati Panigale V2 D34G Racing WorldSSP Team				41	Pirelli	
15	39 KEANKUM Krittapat (Kea) 19 22/02/2005 Nonthabuuri	THA	Yamaha YZF R6 Yamaha Thailand Racing Team				6	Pirelli	
16	40 CORSI Simone (Cor) 37 24/04/1987 Roma	ITA	Ducati Panigale V2 Renzi Corse				10	Pirelli	*
17	43 JESPERSEN Simon (Jes) 22 23/07/2001 Copenhagen	DEN	Kawasaki ZX-6R Vince64 Racing Team by Puccetti				20	Pirelli	
18	50 VOSTATEK Ondrej (Vos) 19 26/08/2004 Praha 4	CZE	Triumph Street Triple RS 765 PTR Triumph				46	Pirelli	
19	51 SARMOON Anupab (Sar) 30 09/12/1993 Chiang Mai	THA	Yamaha YZF R6 Yamaha Thailand Racing Team				30	Pirelli	
20	53 DEBISE Valentin (Deb) 32 12/02/1992 Albi	FRA	Yamaha YZF R6 Evan Bros. WorldSSP Yamaha Team		3		52	Pirelli	
21	54 SOFUOGLU Bahattin (SoF) 20 19/08/2003 Adapazari	TUR	MV Agusta F3 800 RR MV Agusta Reparto Corse	1	4		47	Pirelli	
22	55 MONTELLA Yari (Mon) 24 05/01/2000 Oliveto Citra	ITA	Ducati Panigale V2 Barni Spark Racing Team	3	8		52	Pirelli	
23	61 ONCU Can (OnC) 20 26/07/2003 Alanya	TUR	Kawasaki ZX-6R Kawasaki Puccetti Racing	1	14		82	Pirelli	
24	62 MANZI Stefano (Man) 25 29/03/1999 Rimini	ITA	Yamaha YZF R6 Pata Yamaha Ten Kate Racing	6	26	2	55	Pirelli	
25	64 CARICASULO Federico (Car) 28 06/04/1996 Ravenna	ITA	MV Agusta F3 800 RR Motozoo ME AIR Racing	7	34	12	123	Pirelli	
26	66 TUULI Niki (Tuu) 28 26/10/1995 Imatra	FIN	Ducati Panigale V2 EAB Racing Team	2	11	2	90	Pirelli	
27	68 POWER Luke (Pow) 19 30/11/2004 Ferntree Gully	AUS	MV Agusta F3 800 RR Motozoo ME AIR Racing				22	Pirelli	*
28	69 BOOTH-AMOS Thomas (Boo) 28 12/03/1996 Stafford	GBR	Triumph Street Triple RS 765 PTR Triumph				44	Pirelli	
29	71 EDWARDS Tom (Edw) 22 09/07/2001 Wellington	AUS	Ducati Panigale V2 D34G Racing WorldSSP Team				28	Pirelli	*
30	72 RUIZ Yeray (Rui) 20 15/08/2003 Malaga	ESP	Yamaha YZF R6 VFT Racing Yamaha				10	Pirelli	
31	74 BIESIEKIRSKI Piotr (Bie) 22 25/09/2001 Warszawa	POL	Ducati Panigale V2 Ecosantagata Althea Racing Team				3	Pirelli	
32	89 BIN PAWI Khairul Idham (Bin) 25 20/09/1998 Perak	MAS	Honda CBR600RR PETRONAS MIE Racing Honda				8	Pirelli	
33	94 MAHIAS Lucas (Mah) 35 14/04/1989 Mont de Marsan	FRA	Yamaha YZF R6 GMT94 Yamaha	9	30	8	78	Pirelli	
34	99 HUERTAS Adrian (Hue) 20 21/08/2003 Parla - Madrid	ESP	Ducati Panigale V2 Aruba.it Racing WorldSSP Team	2	4	2	50	Pirelli	

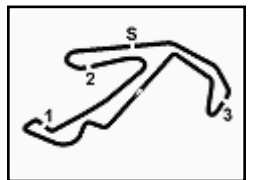
14/06/2024

* = Wild Card

** = One Event

FICR PERUGIA TIMING





Pirelli Emilia-Romagna Round, 14-16 June 2024
Results Free Practice

Misano Circuit Sic 58 4.226 m

1 / 4

No.	Rider	Nat	Team	Bike	Class	Time	Gap	Rel.	Laps	Speed	
										Avg	Max
1	99 A. HUERTAS	ESP	Aruba.it Racing WorldSSP Team	Ducati Panigale V2		1'37.228			15	156,473	242,7
2	62 S. MANZI	ITA	Pata Yamaha Ten Kate Racing	Yamaha YZF R6		1'37.591	0.363	0.363	21	155,891	236,3
3	55 Y. MONTELLA	ITA	Barni Spark Racing Team	Ducati Panigale V2		1'37.879	0.651	0.288	18	155,433	238,4
4	53 V. DEBISE	FRA	Evan Bros. WorldSSP Yamaha Team	Yamaha YZF R6		1'38.098	0.870	0.219	16	155,086	236,3
5	9 J. NAVARRO	ESP	Orelac Racing Verdatura	Ducati Panigale V2		1'38.280	1.052	0.182	11	154,799	240,5
6	40 S. CORSI	ITA	Renzi Corse	Ducati Panigale V2	*	1'38.287	1.059	0.007	21	154,788	238,9
7	54 B. SOFUOGLU	TUR	MV Agusta Reparto Corse	MV Agusta F3 800 RR		1'38.390	1.162	0.103	12	154,625	238,4
8	94 L. MAHIAS	FRA	GMT94 Yamaha	Yamaha YZF R6		1'38.462	1.234	0.072	16	154,512	232,3
9	23 M. SCHROETTER	GER	MV Agusta Reparto Corse	MV Agusta F3 800 RR		1'38.497	1.269	0.035	12	154,457	238,9
10	28 G. VAN STRAALEN	NED	Pata Yamaha Ten Kate Racing	Yamaha YZF R6		1'38.508	1.280	0.011	15	154,440	235,3
11	61 C. ONCU	TUR	Kawasaki Puccetti Racing	Kawasaki ZX-6R		1'38.598	1.370	0.090	13	154,299	237,9
12	71 T. EDWARDS	AUS	D34G Racing WorldSSP Team	Ducati Panigale V2	*	1'38.615	1.387	0.017	17	154,273	237,9
13	32 O. BAYLISS	AUS	D34G Racing WorldSSP Team	Ducati Panigale V2		1'38.654	1.426	0.039	16	154,212	237,4
14	5 N. ANTONELLI	ITA	Ecosantagata Althea Racing Team	Ducati Panigale V2		1'38.683	1.455	0.029	15	154,166	236,8
15	13 L. OTTAVIANI	ITA	Extreme Racing Service	MV Agusta F3 800 RR		1'38.825	1.597	0.142	15	153,945	238,4
16	66 N. TUULI	FIN	EAB Racing Team	Ducati Panigale V2		1'38.937	1.709	0.112	16	153,771	234,3
17	19 G. GIANNINI	ITA	Team ProDina Kawasaki	Kawasaki ZX-6R	*	1'38.984	1.756	0.047	14	153,698	235,8
18	64 F. CARICASULO	ITA	Motozoo ME AIR Racing	MV Agusta F3 800 RR		1'39.007	1.779	0.023	13	153,662	239,5
19	72 Y. RUIZ	ESP	VFT Racing Yamaha	Yamaha YZF R6		1'39.215	1.987	0.208	15	153,340	235,8
20	17 J. MCPHEE	GBR	WRP-RT Motorsport by SKM-Triumph	Triumph Street Triple RS 765		1'39.306	2.078	0.091	12	153,199	234,8
21	69 T. BOOTH-AMOS	GBR	PTR Triumph	Triumph Street Triple RS 765		1'39.396	2.168	0.090	13	153,060	235,3
22	7 L. BALDASSARRI	ITA	WRP-RT Motorsport by SKM-Triumph	Triumph Street Triple RS 765		1'39.404	2.176	0.008	16	153,048	232,8
23	22 F. FULIGNI	ITA	Orelac Racing Verdatura	Ducati Panigale V2	*	1'39.476	2.248	0.072	15	152,937	238,9
24	50 O. VOSTATEK	CZE	PTR Triumph	Triumph Street Triple RS 765		1'39.574	2.346	0.098	17	152,787	237,4
25	43 S. JESPERSEN	DEN	Vince64 Racing Team by Puccetti	Kawasaki ZX-6R		1'39.661	2.433	0.087	18	152,653	235,3
26	31 A. SCIARRETTA	ITA	ZPM Motorsport Racing	Ducati Panigale V2		1'39.776	2.548	0.115	17	152,478	236,3
27	74 P. BIESIEKIRSKI	POL	Ecosantagata Althea Racing Team	Ducati Panigale V2		1'40.138	2.910	0.362	12	151,926	234,8
28	51 A. SARMOON	THA	Yamaha Thailand Racing Team	Yamaha YZF R6		1'40.255	3.027	0.117	13	151,749	236,3
29	27 K. TOBA	JPN	PETRONAS MIE Racing Honda	Honda CBR600RR		1'40.417	3.189	0.162	16	151,504	237,9
30	39 K. KEANKUM	THA	Yamaha Thailand Racing Team	Yamaha YZF R6		1'41.104	3.876	0.687	15	150,475	233,8
31	89 K. BIN PAWI	MAS	PETRONAS MIE Racing Honda	Honda CBR600RR		1'41.162	3.934	0.058	14	150,388	236,3
32	3 R. DE ROSA	ITA	QJMOTOR Factory Racing	QJMOTOR SRK 800 RR	*	1'41.365	4.137	0.203	18	150,087	225,9
33	25 M. BRENNER	SUI	VIAMO Racing by MTM	Kawasaki ZX-6R		1'41.546	4.318	0.181	16	149,820	236,3
----- Out 105% in this Session -----											
34	68 L. POWER	AUS	Motozoo ME AIR Racing	MV Agusta F3 800 RR	*	1'42.975	5.747	1.429	4	147,741	235,8

Qualifying Lap Time (105% of 1'37.228): 1'42.090

* WorldSSP Challenge

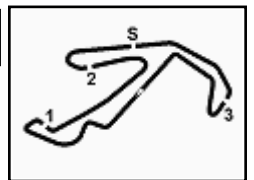
AIR	Humidity:	52%	Temp:	23°C
TRACK	Condition:	Dry	Temp:	36°C

Records	Pole	(SP)	2023	N.Bulega	1'36.495	157,660	Km/h
	Race	(RC2)	2023	F.Caricasulo	1'37.470	156,080	Km/h
	All Times	(SP)	2023	N.Bulega	1'36.495	157,660	Km/h

Start 14/06/2024 11:25 End 12:08 The results are provisional until the end of the time limit for protests and appeals and the completion of the technical checks.

These data/results cannot be reproduced, stored and/or transmitted in whole or in part by any manner of electronic, mechanical, photocopying, recording, broadcasting or otherwise now known or herein after developed without the previous express consent by the copyright owner, except for reproduction in daily press and regular printed publications on sale to the public within 60 days of the event related to those data/results and always provided that copyright symbol appears together as follows below.

© DORNA WSBK ORGANIZATION Srl 2024



Pirelli Emilia-Romagna Round, 14-16 June 2024
Results Free Practice

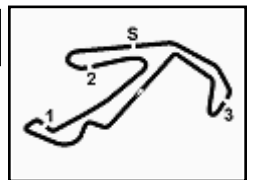
Session Highlights

Local Time	No. Rider	Description
11.25.00		Start of Session
11.28.39	62 S. MANZI	#62 Lap Cancelled [2'08.733] - Exceeded Track Limits - Turn 16
11.29.03	19 G. GIANNINI	#19 Current Lap Cancelled - Exceeded Track Limits - Turn 1
11.29.04	89 K. BIN PAWI	#89 Current Lap Cancelled - Exceeded Track Limits - Turn 1
11.29.11	66 N. TUULI	#66 Current Lap Cancelled - Exceeded Track Limits - Turn 1
11.29.14	13 L. OTTAVIANI	#13 BLACK FLAG - Transponder Not Working
11.29.33	94 L. MAHIAS	#94 Current Lap Cancelled - Exceeded Track Limits - Turn 1
11.30.05	62 S. MANZI	#62 Lap Cancelled [1'39.415] - Exceeded Track Limits - Turn 15
11.31.09	43 S. JESPERSEN	#43 Current Lap Cancelled - Exceeded Track Limits - Turn 1
11.31.22	54 B. SOFUOGLU	#54 Technical Problem - Turn 10
11.32.14	99 A. HUERTAS	#99 Lap Cancelled [1'37.633] - Exceeded Track Limits - Turn 15
11.32.15	71 T. EDWARDS	#71 Current Lap Cancelled - Exceeded Track Limits - Turn 1
11.32.16	99 A. HUERTAS	#99 Current Lap Cancelled - Exceeded Track Limits - Turn 1
11.32.17	32 O. BAYLISS	#32 Current Lap Cancelled - Exceeded Track Limits - Turn 1
11.32.59	61 C. ONCU	#61 Crashed - Turn 8
11.33.14	61 C. ONCU	#61 Rejoined
11.33.58	72 Y. RUIZ	#72 Current Lap Cancelled - Exceeded Track Limits - Turn 1
11.34.07	50 O. VOSTATEK	#50 Current Lap Cancelled - Exceeded Track Limits - Turn 1
11.34.41	13 L. OTTAVIANI	#13 Allowed to continue the practice
11.35.16	53 V. DEBISE	#53 Lap Cancelled [1'38.981] - Yellow Flag - Turn 9
11.35.21	31 A. SCIARRETTA	#31 Lap Cancelled [1'42.447] - Yellow Flag - Turn 9
11.35.26	32 O. BAYLISS	#32 Lap Cancelled [1'49.740] - Yellow Flag - Turn 9
11.35.31	71 T. EDWARDS	#71 Lap Cancelled [1'40.362] - Yellow Flag - Turn 9
11.35.36	72 Y. RUIZ	#72 Lap Cancelled [1'43.001] - Yellow Flag - Turn 9
11.35.36	71 T. EDWARDS	#71 Current Lap Cancelled - Exceeded Track Limits - Turn 1
11.35.41	99 A. HUERTAS	#99 Lap Cancelled [1'37.633] - Yellow Flag - Turn 9
11.35.46	40 S. CORSI	#40 Lap Cancelled [1'38.874] - Yellow Flag - Turn 9
11.35.51	19 G. GIANNINI	#19 Lap Cancelled [1'39.228] - Yellow Flag - Turn 9
11.35.56	27 K. TOBA	#27 Lap Cancelled [1'40.879] - Yellow Flag - Turn 9
11.36.01	25 M. BRENNER	#25 Lap Cancelled [1'42.866] - Yellow Flag - Turn 9
11.36.06	22 F. FULIGNI	#22 Lap Cancelled [1'41.797] - Yellow Flag - Turn 9
11.36.11	50 O. VOSTATEK	#50 Lap Cancelled [1'40.571] - Yellow Flag - Turn 9
11.36.16	5 N. ANTONELLI	#5 Lap Cancelled [1'39.506] - Yellow Flag - Turn 9
11.36.21	89 K. BIN PAWI	#89 Lap Cancelled [1'47.212] - Yellow Flag - Turn 9
11.36.26	66 N. TUULI	#66 Lap Cancelled [1'40.847] - Yellow Flag - Turn 9
11.36.56	51 A. SARMOON	#51 Lap Cancelled [1'41.193] - Yellow Flag - Turn 9
11.37.01	28 G. VAN STRAALEN	#28 Lap Cancelled [1'39.987] - Yellow Flag - Turn 9
11.37.26	23 M. SCHROETTER	#23 Lap Cancelled [1'58.392] - Yellow Flag - Turn 9
11.37.31	43 S. JESPERSEN	#43 Lap Cancelled [1'48.961] - Yellow Flag - Turn 9
11.37.36	17 J. MCPHEE	#17 Lap Cancelled [1'40.266] - Yellow Flag - Turn 9
11.37.39	13 L. OTTAVIANI	#13 Current Lap Cancelled - Exceeded Track Limits - Turn 1
11.37.41	94 L. MAHIAS	#94 Lap Cancelled [1'39.173] - Yellow Flag - Turn 9
11.37.46	99 A. HUERTAS	#99 Lap Cancelled [1'37.389] - Exceeded Track Limits - Turn 15
11.37.48	89 K. BIN PAWI	#89 Current Lap Cancelled - Exceeded Track Limits - Turn 1
11.37.51	32 O. BAYLISS	#32 Lap Cancelled [1'39.425] - Exceeded Track Limits - Turn 15
11.38.18	31 A. SCIARRETTA	#31 Lap Cancelled [1'40.280] - Yellow Flag - Turn 8
11.38.23	99 A. HUERTAS	#99 Lap Cancelled [1'38.257] - Yellow Flag - Turn 8
11.38.26	64 F. CARICASULO	#64 Current Lap Cancelled - Exceeded Track Limits - Turn 1
11.38.28	71 T. EDWARDS	#71 Lap Cancelled [1'41.505] - Yellow Flag - Turn 8
11.38.33	72 Y. RUIZ	#72 Lap Cancelled [1'39.802] - Yellow Flag - Turn 8
11.38.38	32 O. BAYLISS	#32 Lap Cancelled [1'42.949] - Yellow Flag - Turn 8
11.38.43	40 S. CORSI	#40 Lap Cancelled [1'38.624] - Yellow Flag - Turn 8
11.38.48	19 G. GIANNINI	#19 Lap Cancelled [1'38.859] - Yellow Flag - Turn 8
11.38.53	27 K. TOBA	#27 Lap Cancelled [1'43.495] - Yellow Flag - Turn 8
11.38.57	72 Y. RUIZ	#72 Current Lap Cancelled - Exceeded Track Limits - Turn 1
11.38.58	50 O. VOSTATEK	#50 Lap Cancelled [1'40.180] - Yellow Flag - Turn 8

Start 11:25 End 12:08 The results are provisional until the end of the time limit for protests and appeals and the completion of the technical checks.

These data/results cannot be reproduced, stored and/or transmitted in whole or in part by any manner of electronic, mechanical, photocopying, recording, broadcasting or otherwise now known or herein after developed without the previous express consent by the copyright owner, except for reproduction in daily press and regular printed publications on sale to the public within 60 days of the event related to those data/results and always provided that copyright symbol appears together as follows below.

© DORNA WSBK ORGANIZATION Srl 2024



Pirelli Emilia-Romagna Round, 14-16 June 2024

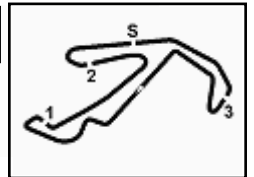
Results Free Practice

11.39.00	19 G. GIANNINI	#19 Current Lap Cancelled - Exceeded Track Limits - Turn 1
11.39.03	5 N. ANTONELLI	#5 Lap Cancelled [1'41.113] - Yellow Flag - Turn 8
11.39.08	25 M. BRENNER	#25 Lap Cancelled [1'42.629] - Yellow Flag - Turn 8
11.39.09	50 O. VOSTATEK	#50 Current Lap Cancelled - Exceeded Track Limits - Turn 1
11.39.13	22 F. FULIGNI	#22 Lap Cancelled [1'40.962] - Yellow Flag - Turn 8
11.39.18	62 S. MANZI	#62 Lap Cancelled [1'38.187] - Exceeded Track Limits - Turn 15
11.40.10	39 K. KEANKUM	#39 Lap Cancelled [1'42.401] - Exceeded Track Limits - Turn 15
11.40.24	99 A. HUERTAS	#99 Current Lap Cancelled - Exceeded Track Limits - Turn 1
11.40.39	32 O. BAYLISS	#32 Current Lap Cancelled - Exceeded Track Limits - Turn 1
11.41.19	69 T. BOOTH-AMOS	#69 Current Lap Cancelled - Exceeded Track Limits - Turn 1
11.41.20	43 S. JESPERSEN	#43 Current Lap Cancelled - Exceeded Track Limits - Turn 1
11.41.44	62 S. MANZI	#62 Lap Cancelled [1'37.811] - Exceeded Track Limits - Turn 16
11.42.43	74 P. BIESIEKIRSKI	#74 Crashed - Rejoined - Turn 14
11.44.44	23 M. SCHROETTER	#23 Lap Cancelled [1'1'04.620] - Exceeded Track Limits - Turn 15
11.45.04	55 Y. MONTELLA	#55 Current Lap Cancelled - Exceeded Track Limits - Turn 1
11.45.06	39 K. KEANKUM	#39 Lap Cancelled [1'42.091] - Yellow Flag - Turn 14
11.45.57	23 M. SCHROETTER	#23 Lap Cancelled [1'39.439] - Exceeded Track Limits - Turn 15
11.48.10	62 S. MANZI	#62 Current Lap Cancelled - Exceeded Track Limits - Turn 1
11.50.54	23 M. SCHROETTER	#23 Current Lap Cancelled - Exceeded Track Limits - Turn 1
11.51.17	43 S. JESPERSEN	#43 Lap Cancelled [9'01.149] - Yellow Flag - Turn 14
11.51.56	94 L. MAHIAS	#94 Current Lap Cancelled - Exceeded Track Limits - Turn 1
11.52.16	13 L. OTTAVIANI	#13 Current Lap Cancelled - Exceeded Track Limits - Turn 1
11.53.40	64 F. CARICASULO	#64 Current Lap Cancelled - Exceeded Track Limits - Turn 1
11.53.47	99 A. HUERTAS	#99 Current Lap Cancelled - Exceeded Track Limits - Turn 1
11.53.50	64 F. CARICASULO	#64 must fix the racelink issue before superpole
11.54.05	7 L. BALDASSARRI	#7 Current Lap Cancelled - Exceeded Track Limits - Turn 1
11.54.41	19 G. GIANNINI	#19 Crashed - Turn 8
11.55.28	39 K. KEANKUM	#39 Lap Cancelled [1'41.713] - Exceeded Track Limits - Turn 11
11.56.15	51 A. SARMOON	#51 Crashed - Turn 14
11.56.20	50 O. VOSTATEK	#50 Lap Cancelled [1'42.574] - Exceeded Track Limits - Turn 15
11.57.19	13 L. OTTAVIANI	#13 Current Lap Cancelled - Exceeded Track Limits - Turn 1
11.58.04	39 K. KEANKUM	#39 Lap Cancelled [1'41.504] - Exceeded Track Limits - Turn 11
11.58.35	43 S. JESPERSEN	#43 racelink not working at all
11.59.03	28 G. VAN STRAALEN	#28 Lap Cancelled [1'39.261] - Yellow Flag - Turn 8
11.59.08	13 L. OTTAVIANI	#13 Lap Cancelled [1'39.322] - Yellow Flag - Turn 8
11.59.10	50 O. VOSTATEK	#50 Current Lap Cancelled - Exceeded Track Limits - Turn 1
11.59.13	69 T. BOOTH-AMOS	#69 Lap Cancelled [1'39.854] - Yellow Flag - Turn 8
11.59.18	43 S. JESPERSEN	#43 Lap Cancelled [1'44.909] - Yellow Flag - Turn 8
11.59.23	50 O. VOSTATEK	#50 Lap Cancelled [1'42.574] - Yellow Flag - Turn 8
11.59.28	7 L. BALDASSARRI	#7 Lap Cancelled [2'21.395] - Yellow Flag - Turn 8
11.59.33	3 R. DE ROSA	#3 Lap Cancelled [2'12.704] - Yellow Flag - Turn 8
11.59.38	22 F. FULIGNI	#22 Lap Cancelled [5'31.128] - Yellow Flag - Turn 8
11.59.45	27 K. TOBA	#27 Current Lap Cancelled - Exceeded Track Limits - Turn 1
12.00.01	89 K. BIN PAWI	#89 Lap Cancelled [1'48.714] - Exceeded Track Limits - Turn 16
12.00.28	19 G. GIANNINI	#19 Lap Cancelled [2'45.509] - Yellow Flag - Turn 14
12.00.33	74 P. BIESIEKIRSKI	#74 Lap Cancelled [2'00.146] - Yellow Flag - Turn 14
12.02.28	13 L. OTTAVIANI	#13 Current Lap Cancelled - Exceeded Track Limits - Turn 1
12.02.34	50 O. VOSTATEK	#50 Current Lap Cancelled - Exceeded Track Limits - Turn 1
12.02.36	19 G. GIANNINI	#19 Current Lap Cancelled - Exceeded Track Limits - Turn 1
12.02.47	94 L. MAHIAS	#94 Current Lap Cancelled - Exceeded Track Limits - Turn 1
12.03.43	28 G. VAN STRAALEN	#28 Crashed - Turn 14
12.03.55	28 G. VAN STRAALEN	#28 Lap Cancelled [1'38.751] - Exceeded Track Limits - Turn 15
12.04.00	28 G. VAN STRAALEN	#28 Rejoined
12.04.06	89 K. BIN PAWI	#89 Current Lap Cancelled - Exceeded Track Limits - Turn 1
12.04.20	5 N. ANTONELLI	#5 Current Lap Cancelled - Exceeded Track Limits - Turn 1
12.04.30		RED FLAG
12.04.40	3 R. DE ROSA	#3 Current Lap Cancelled - Exceeded Track Limits - Turn 1
12.04.42		SESSION ENDED
12.04.54	54 B. SOFUOGLU	#54 Current Lap Cancelled - Exceeded Track Limits - Turn 1
12.05.04	5 N. ANTONELLI	#5 Crashed - Turn 2

Start 11:25 End 12:08 The results are provisional until the end of the time limit for protests and appeals and the completion of the technical checks.

These data/results cannot be reproduced, stored and/or transmitted in whole or in part by any manner of electronic, mechanical, photocopying, recording, broadcasting or otherwise now known or herein after developed without the previous express consent by the copyright owner, except for reproduction in daily press and regular printed publications on sale to the public within 60 days of the event related to those data/results and always provided that copyright symbol appears together as follows below.

© DORNA WSBK ORGANIZATION Srl 2024



Pirelli Emilia-Romagna Round, 14-16 June 2024
Results Free Practice

12.05.04	23 M. SCHROETTER	#23 Crashed - Turn 2
12.07.14	39 K. KEANKUM	#39 Lap Cancelled [1'41.400] - Yellow Flag - Turn 14
12.07.19	55 Y. MONTELLA	#55 Lap Cancelled [1'37.826] - Yellow Flag - Turn 14
12.07.24	89 K. BIN PAWI	#89 Lap Cancelled [1'40.745] - Yellow Flag - Turn 14
12.07.29	13 L. OTTAVIANI	#13 Lap Cancelled [1'42.435] - Yellow Flag - Turn 14
12.07.34	99 A. HUERTAS	#99 Lap Cancelled [1'38.535] - Yellow Flag - Turn 14
12.07.39	50 O. VOSTATEK	#50 Lap Cancelled [1'44.509] - Yellow Flag - Turn 14
12.07.44	43 S. JESPERSEN	#43 Lap Cancelled [1'45.964] - Yellow Flag - Turn 14
12.07.49	5 N. ANTONELLI	#5 Lap Cancelled [1'39.729] - Yellow Flag - Turn 14
12.07.54	23 M. SCHROETTER	#23 Lap Cancelled [1'38.353] - Yellow Flag - Turn 14
12.07.59	19 G. GIANNINI	#19 Lap Cancelled [1'41.320] - Yellow Flag - Turn 14
12.08.24		End of Session

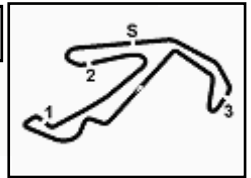
Fastest Laps Sequence

No.	Rider	Nat	Team	Bike	Local Time	Time	Gap	Avg
55	Y. MONTELLA	ITA	Barni Spark Racing Team	Ducati Panigale V2	11:28'30.960	1'39.917		152,262
61	C. ONCU	TUR	Kawasaki Puccetti Racing	Kawasaki ZX-6R	11:28'31.559	1'39.424	-0.493	153,017
99	A. HUERTAS	ESP	Aruba.it Racing WorldSSP Team	Ducati Panigale V2	11:28'51.132	1'38.279	-1.145	154,800
99	A. HUERTAS	ESP	Aruba.it Racing WorldSSP Team	Ducati Panigale V2	11:30'29.049	1'37.917	-0.362	155,372
62	S. MANZI	ITA	Pata Yamaha Ten Kate Racing	Yamaha YZF R6	11:36'28.347	1'37.914	-0.003	155,377
99	A. HUERTAS	ESP	Aruba.it Racing WorldSSP Team	Ducati Panigale V2	11:36'59.556	1'37.228	-0.686	156,473

Start 11:25 End 12:08 The results are provisional until the end of the time limit for protests and appeals and the completion of the technical checks.

These data/results cannot be reproduced, stored and/or transmitted in whole or in part by any manner of electronic, mechanical, photocopying, recording, broadcasting or otherwise now known or herein after developed without the previous express consent by the copyright owner, except for reproduction in daily press and regular printed publications on sale to the public within 60 days of the event related to those data/results and always provided that copyright symbol appears together as follows below.

© DORNA WSBK ORGANIZATION Srl 2024



Pirelli Emilia-Romagna Round, 14-16 June 2024
Best Sectors & Speed Free Practice

Misano Circuit Sic 58 4.226 m

BEST LAP		
1	99 A. HUERTAS	Ducati Panigale V2 1'37.228
2	62 S. MANZI	Yamaha YZF R6 1'37.591
3	55 Y. MONTELLA	Ducati Panigale V2 1'37.879
4	53 V. DEBISE	Yamaha YZF R6 1'38.098
5	9 J. NAVARRO	Ducati Panigale V2 1'38.280
6	40 S. CORSI	Ducati Panigale V2 1'38.287
7	54 B. SOFUOGLU	MV Agusta F3 800 RR 1'38.390
8	94 L. MAHIAS	Yamaha YZF R6 1'38.462
9	23 M. SCHROETTER	MV Agusta F3 800 RR 1'38.497
10	28 G. VAN STRAALEN	Yamaha YZF R6 1'38.508
11	61 C. ONCU	Kawasaki ZX-6R 1'38.598
12	71 T. EDWARDS	Ducati Panigale V2 1'38.615
13	32 D. BAYLISS	Ducati Panigale V2 1'38.654
14	5 N. ANTONELLI	Ducati Panigale V2 1'38.683
15	13 L. OTTAVIANI	MV Agusta F3 800 RR 1'38.825
16	66 N. TUULI	Ducati Panigale V2 1'38.937
17	19 G. GIANNINI	Kawasaki ZX-6R 1'38.984
18	64 F. CARICASULO	MV Agusta F3 800 RR 1'39.007
19	72 Y. RUIZ	Yamaha YZF R6 1'39.215
20	17 J. MCPHEE	Triumph Street Triple RS 765 1'39.306
21	69 T. BOOTH-AMOS	Triumph Street Triple RS 765 1'39.396
22	7 L. BALDASSARRI	Triumph Street Triple RS 765 1'39.404
23	22 F. FULIGNI	Ducati Panigale V2 1'39.476
24	50 D. VOSTATEK	Triumph Street Triple RS 765 1'39.574
25	43 S. JESPERSEN	Kawasaki ZX-6R 1'39.661
26	31 A. SCJARRETTA	Ducati Panigale V2 1'39.776
27	74 P. BIESIEKIRSKI	Ducati Panigale V2 1'40.138
28	51 A. SARMOON	Yamaha YZF R6 1'40.255
29	27 K. TOBA	Honda CBR600RR 1'40.417
30	39 K. KEANKUM	Yamaha YZF R6 1'41.104
31	89 K. BIN PAWI	Honda CBR600RR 1'41.162
32	3 R. DE ROSA	QJMOTOR SRK 800 RR 1'41.365
33	25 M. BRENNER	Kawasaki ZX-6R 1'41.546
34	68 L. POWER	MV Agusta F3 800 RR 1'42.975

SPEED		
1	99 A. HUERTAS	Ducati Panigale V2 242,7
2	9 J. NAVARRO	Ducati Panigale V2 240,5
3	64 F. CARICASULO	MV Agusta F3 800 RR 239,5
4	40 S. CORSI	Ducati Panigale V2 238,9
5	22 F. FULIGNI	Ducati Panigale V2 238,9
6	23 M. SCHROETTER	MV Agusta F3 800 RR 238,9
7	55 Y. MONTELLA	Ducati Panigale V2 238,4
8	13 L. OTTAVIANI	MV Agusta F3 800 RR 238,4
9	54 B. SOFUOGLU	MV Agusta F3 800 RR 238,4
10	27 K. TOBA	Honda CBR600RR 237,9
11	61 C. ONCU	Kawasaki ZX-6R 237,9
12	71 T. EDWARDS	Ducati Panigale V2 237,9
13	50 D. VOSTATEK	Triumph Street Triple RS 765 237,4
14	32 D. BAYLISS	Ducati Panigale V2 237,4
15	5 N. ANTONELLI	Ducati Panigale V2 236,8
16	25 M. BRENNER	Kawasaki ZX-6R 236,3
17	51 A. SARMOON	Yamaha YZF R6 236,3
18	62 S. MANZI	Yamaha YZF R6 236,3
19	89 K. BIN PAWI	Honda CBR600RR 236,3
20	31 A. SCJARRETTA	Ducati Panigale V2 236,3
21	53 V. DEBISE	Yamaha YZF R6 236,3
22	72 Y. RUIZ	Yamaha YZF R6 235,8
23	19 G. GIANNINI	Kawasaki ZX-6R 235,8
24	68 L. POWER	MV Agusta F3 800 RR 235,8
25	69 T. BOOTH-AMOS	Triumph Street Triple RS 765 235,3
26	43 S. JESPERSEN	Kawasaki ZX-6R 235,3
27	28 G. VAN STRAALEN	Yamaha YZF R6 235,3
28	17 J. MCPHEE	Triumph Street Triple RS 765 234,8
29	74 P. BIESIEKIRSKI	Ducati Panigale V2 234,8
30	66 N. TUULI	Ducati Panigale V2 234,3
31	39 K. KEANKUM	Yamaha YZF R6 233,8
32	7 L. BALDASSARRI	Triumph Street Triple RS 765 232,8
33	94 L. MAHIAS	Yamaha YZF R6 232,3
34	3 R. DE ROSA	QJMOTOR SRK 800 RR 225,9

SEG. 1	
1	62 S. MANZI 26.625
2	94 L. MAHIAS 26.677
3	61 C. ONCU 26.694
4	19 G. GIANNINI 26.699
5	55 Y. MONTELLA 26.724
6	99 A. HUERTAS 26.756
7	9 J. NAVARRO 26.853
8	53 V. DEBISE 26.867
9	40 S. CORSI 26.904
10	28 G. VAN STRAALEN 26.920
11	23 M. SCHROETTER 26.943
12	66 N. TUULI 26.987
13	54 B. SOFUOGLU 26.989
14	5 N. ANTONELLI 27.008
15	32 D. BAYLISS 27.018
16	72 Y. RUIZ 27.063
17	71 T. EDWARDS 27.065
18	64 F. CARICASULO 27.072
19	13 L. OTTAVIANI 27.108
20	7 L. BALDASSARRI 27.129
21	50 D. VOSTATEK 27.146
22	17 J. MCPHEE 27.151
23	43 S. JESPERSEN 27.152
24	69 T. BOOTH-AMOS 27.188
25	31 A. SCJARRETTA 27.223
26	22 F. FULIGNI 27.258
27	27 K. TOBA 27.313
28	74 P. BIESIEKIRSKI 27.345
29	51 A. SARMOON 27.361
30	39 K. KEANKUM 27.528
31	89 K. BIN PAWI 27.538
32	25 M. BRENNER 27.627
33	3 R. DE ROSA 27.644
34	68 L. POWER 28.186

SEG. 2	
1	99 A. HUERTAS 22.152
2	55 Y. MONTELLA 22.398
3	13 L. OTTAVIANI 22.401
4	62 S. MANZI 22.425
5	53 V. DEBISE 22.434
6	40 S. CORSI 22.447
7	54 B. SOFUOGLU 22.473
8	9 J. NAVARRO 22.488
9	71 T. EDWARDS 22.492
10	23 M. SCHROETTER 22.504
11	64 F. CARICASULO 22.590
12	5 N. ANTONELLI 22.607
13	28 G. VAN STRAALEN 22.624
14	32 D. BAYLISS 22.627
15	22 F. FULIGNI 22.641
16	72 Y. RUIZ 22.672
17	19 G. GIANNINI 22.692
18	61 C. ONCU 22.704
19	94 L. MAHIAS 22.705
20	74 P. BIESIEKIRSKI 22.746
21	66 N. TUULI 22.750
22	69 T. BOOTH-AMOS 22.751
23	17 J. MCPHEE 22.776
24	7 L. BALDASSARRI 22.822
25	31 A. SCJARRETTA 22.851
26	50 D. VOSTATEK 22.877
27	51 A. SARMOON 22.964
28	43 S. JESPERSEN 22.990
29	68 L. POWER 23.073
30	89 K. BIN PAWI 23.075
31	27 K. TOBA 23.086
32	39 K. KEANKUM 23.110
33	3 R. DE ROSA 23.405
34	25 M. BRENNER 23.407

SEG. 3	
1	99 A. HUERTAS 26.512
2	55 Y. MONTELLA 26.591
3	62 S. MANZI 26.702
4	23 M. SCHROETTER 26.810
5	54 B. SOFUOGLU 26.871
6	53 V. DEBISE 26.884
7	9 J. NAVARRO 26.899
8	61 C. ONCU 26.902
9	28 G. VAN STRAALEN 26.942
10	5 N. ANTONELLI 26.944
11	94 L. MAHIAS 27.017
12	32 D. BAYLISS 27.020
13	66 N. TUULI 27.057
14	19 G. GIANNINI 27.078
15	40 S. CORSI 27.101
16	72 Y. RUIZ 27.117
17	13 L. OTTAVIANI 27.159
18	51 A. SARMOON 27.165
19	27 K. TOBA 27.186
20	69 T. BOOTH-AMOS 27.200
21	17 J. MCPHEE 27.200
22	22 F. FULIGNI 27.211
23	7 L. BALDASSARRI 27.217
24	50 D. VOSTATEK 27.242
25	64 F. CARICASULO 27.242
26	43 S. JESPERSEN 27.254
27	71 T. EDWARDS 27.283
28	31 A. SCJARRETTA 27.307
29	74 P. BIESIEKIRSKI 27.481
30	25 M. BRENNER 27.519
31	3 R. DE ROSA 27.713
32	89 K. BIN PAWI 27.717
33	68 L. POWER 27.743
34	39 K. KEANKUM 27.803

SEG. 4	
1	99 A. HUERTAS 21.605
2	71 T. EDWARDS 21.711
3	55 Y. MONTELLA 21.719
4	62 S. MANZI 21.721
5	40 S. CORSI 21.740
6	53 V. DEBISE 21.845
7	23 M. SCHROETTER 21.855
8	54 B. SOFUOGLU 21.866
9	28 G. VAN STRAALEN 21.875
10	32 D. BAYLISS 21.875
11	61 C. ONCU 21.941
12	5 N. ANTONELLI 21.948
13	94 L. MAHIAS 21.949
14	9 J. NAVARRO 21.953
15	64 F. CARICASULO 21.974
16	22 F. FULIGNI 21.994
17	66 N. TUULI 22.003
18	13 L. OTTAVIANI 22.022
19	7 L. BALDASSARRI 22.029
20	19 G. GIANNINI 22.059
21	50 D. VOSTATEK 22.060
22	17 J. MCPHEE 22.061
23	72 Y. RUIZ 22.075
24	43 S. JESPERSEN 22.097
25	27 K. TOBA 22.106
26	69 T. BOOTH-AMOS 22.112
27	74 P. BIESIEKIRSKI 22.158
28	31 A. SCJARRETTA 22.271
29	51 A. SARMOON 22.352
30	39 K. KEANKUM 22.456
31	3 R. DE ROSA 22.518
32	89 K. BIN PAWI 22.531
33	25 M. BRENNER 22.568
34	68 L. POWER 22.755

14/06/2024

These data/results cannot be reproduced, stored and/or transmitted in whole or in part by any manner of electronic, mechanical, photocopying, recording, broadcasting or otherwise now known or herein after developed without the previous express consent by the copyright owner, except for reproduction in daily press and regular printed publications on sale to the public within 60 days of the event related to those data/results and always provided that copyright symbol appears together as follows below.

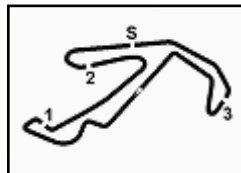
© DORNA WSBK ORGANIZATION Srl 2024

Pirelli Emilia-Romagna Round, 14-16 June 2024
Ideal Times Free Practice

Misano Circuit Sic 58 4.226 m

No. Rider	Nat	Bike	Seg. 1	Seg. 2	Seg. 3	Seg. 4	Ideal Time			
			Diff. 1	Diff. 2	Diff. 3	Diff. 4	Best Lap	Pos.	Diff.	
1	99 A. HUERTAS	ESP	Ducati Panigale V2	26.756 +0.083	22.152 +0.008	26.512 +0.112	21.605	1'37.025 1'37.228	1	0.203
2	55 Y. MONTELLA	ITA	Ducati Panigale V2	26.724 +0.015	22.398 +0.432	26.591	21.719	1'37.432 1'37.879	3	0.447
3	62 S. MANZI	ITA	Yamaha YZF R6	26.625	22.425 +0.010	26.702	21.721 +0.108	1'37.473 1'37.591	2	0.118
4	53 V. DEBISE	FRA	Yamaha YZF R6	26.867	22.434	26.884 +0.011	21.845 +0.057	1'38.030 1'38.098	4	0.068
5	23 M. SCHROETTER	GER	MV Agusta F3 800 RR	26.943 +0.152	22.504 +0.144	26.810 +0.089	21.855	1'38.112 1'38.497	9	0.385
6	40 S. CORSI	ITA	Ducati Panigale V2	26.904 +0.002	22.447 +0.093	27.101	21.740	1'38.192 1'38.287	6	0.095
7	9 J. NAVARRO	ESP	Ducati Panigale V2	26.853 +0.087	22.488	26.899	21.953	1'38.193 1'38.280	5	0.087
8	54 B. SOFUOGLU	TUR	MV Agusta F3 800 RR	26.989 +0.080	22.473 +0.057	26.871 +0.053	21.866 +0.001	1'38.199 1'38.390	7	0.191
9	61 C. ONCU	TUR	Kawasaki ZX-6R	26.694	22.704	26.902 +0.300	21.941 +0.057	1'38.241 1'38.598	11	0.357
10	94 L. MAHIAS	FRA	Yamaha YZF R6	26.677	22.705	27.017 +0.069	21.949 +0.045	1'38.348 1'38.462	8	0.114
11	28 G. VAN STRAALEN	NED	Yamaha YZF R6	26.920 +0.082	22.624	26.942 +0.065	21.875	1'38.361 1'38.508	10	0.147
12	5 N. ANTONELLI	ITA	Ducati Panigale V2	27.008 +0.025	22.607 +0.084	26.944 +0.067	21.948	1'38.507 1'38.683	14	0.176
13	19 G. GIANNINI	ITA	Kawasaki ZX-6R	26.699 +0.200	22.692 +0.243	27.078 +0.013	22.059	1'38.528 1'38.984	17	0.456
14	32 D. BAYLISS	AUS	Ducati Panigale V2	27.018 +0.016	22.627	27.020 +0.079	21.875 +0.019	1'38.540 1'38.654	13	0.114
15	71 T. EDWARDS	AUS	Ducati Panigale V2	27.065	22.492	27.283 +0.036	21.711 +0.028	1'38.551 1'38.615	12	0.064
16	13 L. OTTAVIANI	ITA	MV Agusta F3 800 RR	27.108	22.401	27.159 +0.105	22.022 +0.030	1'38.690 1'38.825	15	0.135
17	66 N. TUULI	FIN	Ducati Panigale V2	26.987 +0.140	22.750	27.057	22.003	1'38.797 1'38.937	16	0.140
18	64 F. CARICASULO	ITA	MV Agusta F3 800 RR	27.072	22.590 +0.008	27.242 +0.057	21.974 +0.064	1'38.878 1'39.007	18	0.129
19	72 Y. RUIZ	ESP	Yamaha YZF R6	27.063 +0.130	22.672	27.117 +0.081	22.075 +0.077	1'38.927 1'39.215	19	0.288
20	22 F. FULIGNI	ITA	Ducati Panigale V2	27.258 +0.088	22.641 +0.215	27.211 +0.069	21.994	1'39.104 1'39.476	23	0.372
21	17 J. MCPHEE	GBR	Triumph Street Triple RS 765	27.151 +0.118	22.776	27.200	22.061	1'39.188 1'39.306	20	0.118
22	7 L. BALDASSARRI	ITA	Triumph Street Triple RS 765	27.129 +0.105	22.822	27.217 +0.102	22.029	1'39.197 1'39.404	22	0.207
23	69 T. BOOTH-AMOS	GBR	Triumph Street Triple RS 765	27.188 +0.011	22.751	27.200	22.112 +0.134	1'39.251 1'39.396	21	0.145
24	50 D. VOSTATEK	CZE	Triumph Street Triple RS 765	27.146 +0.065	22.877 +0.067	27.242 +0.115	22.060 +0.002	1'39.325 1'39.574	24	0.249
25	43 S. JESPERSEN	DEN	Kawasaki ZX-6R	27.152 +0.071	22.990 +0.097	27.254	22.097	1'39.493 1'39.661	25	0.168
26	31 A. SCIARRETTA	ITA	Ducati Panigale V2	27.223 +0.003	22.851	27.307 +0.043	22.271 +0.078	1'39.652 1'39.776	26	0.124
27	27 K. TOBA	JPN	Honda CBR600RR	27.313 +0.244	23.086 +0.227	27.186 +0.182	22.106 +0.073	1'39.691 1'40.417	29	0.726
28	74 P. BIESIEKIRSKI	POL	Ducati Panigale V2	27.345 +0.112	22.746 +0.053	27.481 +0.161	22.158 +0.082	1'39.730 1'40.138	27	0.408
29	51 A. SARMOON	THA	Yamaha YZF R6	27.361 +0.077	22.964 +0.005	27.165 +0.162	22.352 +0.169	1'39.842 1'40.255	28	0.413
30	89 K. BIN PAWI	MAS	Honda CBR600RR	27.538 +0.047	23.075 +0.190	27.717 +0.064	22.531	1'40.861 1'41.162	31	0.301
31	39 K. KEANKUM	THA	Yamaha YZF R6	27.528	23.110 +0.114	27.803 +0.093	22.456	1'40.897 1'41.104	30	0.207
32	25 M. BRENNER	SUI	Kawasaki ZX-6R	27.627 +0.276	23.407 +0.149	27.519	22.568	1'41.121 1'41.546	33	0.425
33	3 R. DE ROSA	ITA	QJMOTOR SRK 800 RR	27.644 +0.085	23.405	27.713	22.518	1'41.280 1'41.365	32	0.085
34	68 L. POWER	AUS	MV Agusta F3 800 RR	28.186	23.073	27.743	22.755 +1'20.220	1'41.757 1'42.975	34	1.218
Overall Ideal Time				26.625	22.152	26.512	21.605	1'36.894		

14/06/2024
These data/results cannot be reproduced, stored and/or transmitted in whole or in part by any manner of electronic, mechanical, photocopying, recording, broadcasting or otherwise now known or herein after developed without the previous express consent by the copyright owner, except for reproduction in daily press and regular printed publications on sale to the public within 60 days of the event related to those data/results and always provided that copyright symbol appears together as follows below.
© DORNA WSBK ORGANIZATION Srl 2024



Pirelli Emilia-Romagna Round, 14-16 June 2024 Chronological Analysis Free Practice

Misano Circuit Sic 58 4.226 m

1 / 6

1° 99 A. HUERTAS [1'37.228]

Lap	Seg.1	Seg.2	Seg.3	Seg.4	Lap Time	km/h	Local Time
1							
2	42.669	23.549	27.565	21.884	1'55.667P	241,1	11:27'12.853
3	27.011	22.585	26.788	21.895	1'38.279	241,6	11:28'51.132
4	27.167	22.354	26.538	21.858	1'37.917	242,7	11:30'29.049
5	26.756	22.166	27.120	21.591	1'37.633C	242,7	11:32'06.682
6	27.493	22.401	26.780	21.583	1'38.257C	238,4	11:33'44.939
7	26.863	22.179	26.686	21.661	1'37.389C	241,1	11:35'22.328
8	26.839	22.160	26.624	21.605	1'37.228	240,5	11:36'59.556
9	27.000	22.152	26.730	21.789	1'37.671	239,5	11:38'37.227
10	26.885	22.161	26.512	21.899	1'37.457	241,6	11:40'14.684
11	29.772	22.995	27.603	10'10.050	11'30.420CP	234,3	11:51'45.104
12	41.311	22.525	27.023	21.631	1'52.490P	238,9	11:53'37.594
13	27.948	22.390	26.843	4'03.260	5'20.441CP	238,9	11:58'58.035
14	41.126	22.494	26.691	21.701	1'52.012P	239,5	12:00'50.047
15	26.947	22.224	26.555	21.619	1'37.345	238,4	12:02'27.392
16	27.203	22.254	27.420	21.658	1'38.535C	238,9	12:04'05.927
17	26.801	23.568	32.250			198,9	

17	42.388	23.159	26.996	21.896	1'54.439P	236,8	12:00'36.970
18	26.739	22.830	26.591	21.719	1'37.879	237,4	12:02'14.849
19	26.818	22.398	26.687	21.923	1'37.826C	237,4	12:03'52.675
20	26.748	22.417	30.993			192,2	

4° 53 V. DEBISE [1'38.098]

Lap	Seg.1	Seg.2	Seg.3	Seg.4	Lap Time	km/h	Local Time
1							
2	42.796	23.718	27.788	22.486	1'56.788P	231,3	11:26'57.044
3	27.583	22.982	27.438	22.272	1'40.275	236,3	11:28'37.319
4	27.380	22.713	27.132	22.106	1'39.331	234,3	11:30'16.650
5	27.226	22.703	27.121	21.931	1'38.981C	235,3	11:31'55.631
6	27.112	22.649	27.058	21.967	1'38.786	234,8	11:33'34.417
7	27.102	22.689	27.003	21.997	1'38.791	234,8	11:35'13.208
8	26.985	22.636	26.968	21.915	1'38.504	234,8	11:36'51.712
9	27.528	23.119	27.445	8'39.081	9'57.173P	234,8	11:46'48.885
10	42.647	23.292	27.647	22.290	1'55.876P	233,3	11:48'44.761
11	27.351	22.756	27.301	21.985	1'39.393	233,8	11:50'24.154
12	27.122	22.791	27.163	4'16.067	5'33.143P	235,3	11:55'57.297
13	43.037	23.222	27.325	22.810	1'56.394P	233,8	11:57'53.691
14	26.994	22.594	26.884	21.845	1'38.317	236,3	11:59'32.008
15	26.867	22.434	26.895	21.902	1'38.098	235,8	12:01'10.106
16	26.972	22.528	26.939	21.973	1'38.412	235,8	12:02'48.518
17	26.869	22.751	27.142	28.259	1'45.021C	236,3	12:04'33.539
18	38.442	23.873	28.886			229,8	

2° 62 S. MANZI [1'37.591]

Lap	Seg.1	Seg.2	Seg.3	Seg.4	Lap Time	km/h	Local Time
1							
2	52.919	24.917	28.167	22.730	2'08.733CP	231,3	11:28'15.801
3	27.099	23.266	27.115	21.935	1'39.415C	233,3	11:29'55.216
4	26.911	22.835	27.003	21.939	1'38.688	234,8	11:31'33.904
5	26.815	22.711	26.787	22.163	1'38.476	234,8	11:33'12.380
6	26.764	22.634	26.834	21.821	1'38.053	234,8	11:34'50.433
7	26.734	22.500	26.893	21.787	1'37.914	236,3	11:36'28.347
8	26.961	22.488	26.894	21.844	1'38.187C	234,8	11:38'06.534
9	26.734	22.483	26.774	21.721	1'37.712	234,8	11:39'44.246
10	26.700	22.530	26.818	21.763	1'37.811C	234,8	11:41'22.057
11	26.691	22.407	26.879	22.855	1'44.432	223,1	11:43'06.489
12	26.765	22.645	26.746	21.742	1'37.898	234,3	11:44'44.387
13	26.702	22.431	26.767	21.755	1'37.655	234,3	11:46'22.042
14	26.651	22.425	26.762	21.784	1'37.622	234,8	11:47'59.664
15	29.510	24.061	28.568	43.657	2'05.796CP	222,7	11:50'05.460
16					4'59.181P		11:55'04.641
17	53.932	23.120	27.049	21.860	2'05.961P	233,8	11:57'10.602
18	26.868	22.739	26.853	21.821	1'38.281	236,3	11:58'48.883
19	26.702	22.469	26.745	21.806	1'37.722	236,3	12:00'26.605
20	26.839	22.544	26.823	21.764	1'37.970	234,3	12:02'04.575
21	26.625	22.435	26.702	21.829	1'37.591	234,3	12:03'42.166
22	26.668	22.348	31.124	43.631	2'03.771CP	210,9	12:05'45.937

5° 9 J. NAVARRO [1'38.280]

Lap	Seg.1	Seg.2	Seg.3	Seg.4	Lap Time	km/h	Local Time
1							
2	46.816	24.402	28.406	22.914	2'02.538P	235,8	11:27'57.491
3	27.857	24.547	28.002	4'01.008	5'21.414P	235,8	11:33'18.905
4	43.961	23.065	27.773	22.533	1'57.332P	236,3	11:35'16.237
5	27.475	22.941	27.315	22.229	1'39.960	236,3	11:36'56.197
6	27.251	22.736	27.384	22.046	1'39.417	235,3	11:38'35.614
7	27.035	22.611	27.354	22.361	1'39.361	236,8	11:40'14.975
8	27.366	23.978	27.886	8'49.254	10'08.484P	236,3	11:50'23.459
9	43.338	23.379	27.547	22.105	1'56.369P	236,8	11:52'19.828
10	27.140	23.349	27.831	6'02.498	7'20.818P	236,8	11:59'40.646
11	43.733	23.110	28.693	23.459	1'58.995P	229,8	12:01'39.641
12	26.940	22.488	26.899	21.953	1'38.280	237,9	12:03'17.921
13	26.853	22.625	26.810			240,5	

6° 40 S. CORSI [1'38.287]

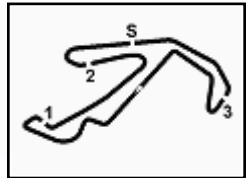
Lap	Seg.1	Seg.2	Seg.3	Seg.4	Lap Time	km/h	Local Time
1		24.043	28.694	22.261			228,8
2	27.292	22.694	27.363	21.948	1'39.297	232,8	11:28'52.975
3	27.282	22.662	27.906	21.992	1'39.842	238,9	11:30'32.817
4	27.065	22.674	27.278	21.857	1'38.874C	232,3	11:32'11.691
5	26.962	22.594	27.236	21.832	1'38.624C	232,8	11:33'50.315
6	26.936	22.447	27.219	21.827	1'38.429	235,8	11:35'28.744
7	27.169	22.708	27.301	21.897	1'39.075	230,8	11:37'07.819
8	27.046	22.621	27.233	21.823	1'38.723	231,3	11:38'46.542
9	26.904	22.594	27.190	21.779	1'38.467	232,3	11:40'25.009
10	26.955	22.654	27.216	21.783	1'38.608	231,3	11:42'03.617
11	26.906	22.540	27.101	21.740	1'38.287	231,3	11:43'41.904
12	27.179	22.669	27.250	21.851	1'38.949	231,3	11:45'20.853
13	26.991	22.636	27.225	21.852	1'38.704	231,3	11:46'59.557
14	27.058	22.638	27.198	21.755	1'38.649	231,3	11:48'38.206
15	26.943	22.496	27.132	21.801	1'38.372	231,3	11:50'16.578
16	28.330	22.698	27.484	21.973	1'40.485	232,3	11:51'57.063
17	26.909	22.749	27.193	21.797	1'38.648	232,8	11:53'35.711
18	27.035	22.480	27.462	35.264	1'52.241P	236,3	11:55'27.952
19	4'30.424	23.639	28.720	22.510	5'45.293P	223,1	12:01'13.245

14/06/2024 P = Pits In/Out - C = Lap Time Cancelled

These data/results cannot be reproduced, stored and/or transmitted in whole or in part by any manner of electronic, mechanical, photocopying, recording, broadcasting or otherwise now known or herein after developed without the previous express consent by the copyright owner, except for reproduction in daily press and regular printed publications on sale to the public within 60 days of the event related to those data/results and always provided that copyright symbol appears together as follows below.

© DORNA WSBK ORGANIZATION Srl 2024





Pirelli Emilia-Romagna Round, 14-16 June 2024
Chronological Analysis Free Practice

Misano Circuit Sic 58 4.226 m

2 / 6

20	27.544	22.943	27.708	22.022	1'40.217	226,9	12:02'53.462
21	27.233	22.794	27.487	22.029	1'39.543C	229,3	12:04'33.005
22	34.698	27.091	32.872	41.447	2'16.108CP	193,9	12:06'49.113

4	27.147	22.986	27.205	21.956	1'39.294	232,8	11:30'52.875
5	27.435	23.313	27.229	22.010	1'39.987C	231,8	11:32'32.862
6	27.360	22.809	27.097	21.996	1'39.262	233,3	11:34'12.124
7	27.935	22.892	27.450	22.114	1'40.391	232,3	11:35'52.515
8	27.021	22.747	26.942	21.977	1'38.687	232,3	11:37'31.202
9	27.002	22.624	27.007	21.875	1'38.508	232,3	11:39'09.710
10	27.189	22.739	28.178	11'23.993	12'42.099P	232,3	11:51'51.809
11	45.076	23.039	27.536	22.133	1'57.784P	230,3	11:53'49.593
12	27.090	22.806	27.218	22.147	1'39.261C	231,3	11:55'28.854
13	27.114	22.923	27.124	22.095	1'39.256	233,3	11:57'08.110
14	27.042	22.774	27.195	22.063	1'39.074	232,3	11:58'47.184
15	27.136	22.649	27.201	22.074	1'39.060	232,3	12:00'26.244
16	26.958	22.768	27.057	21.968	1'38.751C	235,3	12:02'04.995
17	26.920	22.787	27.065			232,3	

7° 54 B. SOFUOGLU (1'38.390)							
Lap	Seg1	Seg2	Seg3	Seg4	Lap Time	km/h	Local Time
1		24.439	29.038	37.436		238,4	
2	3'01.862	23.438	27.932	22.305	17'10.001P	234,3	11:44'28.736
3	27.468	22.730	27.356	22.053	1'39.607	235,8	11:46'08.343
4	31.398	22.845	27.010	21.951	1'43.204	235,8	11:47'51.547
5	27.069	22.530	26.924	21.867	1'38.390	234,8	11:49'29.937
6	26.990	22.723	26.955	21.873	1'38.541	234,8	11:51'08.478
7	27.347	22.557	27.034	22.074	1'39.012	235,8	11:52'47.490
8	27.335	22.473	26.983	21.866	1'38.657	235,8	11:54'26.147
9	28.032	22.837	28.743	39.126	1'58.738P	235,3	11:56'24.885
10	3'42.457	27.443	28.176	22.316	5'00.392P	233,3	12:01'25.277
11	27.093	22.508	27.090	21.919	1'38.610	234,3	12:03'03.887
12	26.989	22.550	26.871	21.999	1'38.409C	236,3	12:04'42.296
13	44.270	34.543	34.905	42.331	2'36.049CP	177,9	12:07'18.345

11° 61 C. ONCIU (1'38.598)							
Lap	Seg1	Seg2	Seg3	Seg4	Lap Time	km/h	Local Time
1			23.879	28.001	22.928	234,3	
2	27.416	22.830	27.061	22.117	1'39.424	235,3	11:28'31.559
3	27.090	22.713	26.902	21.941	1'38.646	237,4	11:30'10.205
4	26.916	23.000	27.448	22.251	1'39.615	232,3	11:31'49.820
5	26.933	53.425	29.104	48.519	2'37.981P	229,3	11:34'27.801
6	8'41.650	23.744	27.584	22.527	9'55.505P	231,3	11:44'23.306
7	27.114	22.928	27.184	22.140	1'39.366	232,8	11:46'02.672
8	27.191	22.875	27.021	21.976	1'39.063	234,3	11:47'41.735
9	27.125	22.791	27.154	21.985	1'39.055	232,3	11:49'20.790
10	27.257	22.851	27.306	36.973	1'54.387P	233,3	11:51'15.177
11	7'24.614	23.450	27.681	22.412	8'38.157P	233,8	11:59'53.334
12	26.839	23.987	28.675	22.387	1'41.888	226,4	12:01'35.222
13	26.694	22.704	27.202	21.998	1'38.598	231,8	12:03'13.820
14	29.045	26.558	27.622	42.874	2'06.099CP	237,9	12:05'19.919

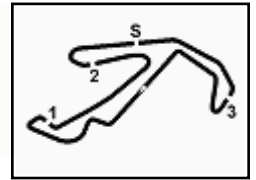
8° 94 L. MAHIAS (1'38.462)							
Lap	Seg1	Seg2	Seg3	Seg4	Lap Time	km/h	Local Time
1							
2	53.444	25.261	29.063	22.872	2'10.640P	221,8	11:27'43.264
3	27.124	23.146	27.120	22.026	1'39.416	230,3	11:29'22.680
4	31.873	23.373	27.197	22.468	1'44.911C	230,8	11:31'07.591
5	27.014	22.887	27.017	22.255	1'39.173C	231,8	11:32'46.764
6	26.945	22.824	27.120	22.071	1'38.960	231,3	11:34'25.724
7	26.985	22.915	27.125	22.074	1'39.099	231,8	11:36'04.823
8	27.231	23.691	28.640	7'15.605	8'35.167P	223,1	11:44'39.990
9	55.219	23.801	27.495	22.249	2'08.764P	229,3	11:46'48.754
10	26.934	22.957	27.028	22.084	1'39.003	231,3	11:48'27.757
11	26.902	22.783	27.122	21.973	1'38.780	229,8	11:50'06.537
12	26.892	22.824	27.153	21.984	1'38.853	230,3	11:51'45.390
13	30.287	23.092	27.239	4'04.772	5'25.390CP	231,3	11:57'10.780
14	50.523	24.711	30.154	23.196	2'08.584P	225,0	11:59'19.364
15	26.920	22.771	27.032	21.949	1'38.672	232,3	12:00'58.036
16	26.677	22.705	27.086	21.994	1'38.462	230,8	12:02'36.498
17	32.723	27.162	29.633	28.156	1'57.674C	228,8	12:04'34.172
18	42.233	27.139	31.273			209,3	

12° 71 T. EDWARDS (1'38.615)							
Lap	Seg1	Seg2	Seg3	Seg4	Lap Time	km/h	Local Time
1							
2	45.373	24.264	28.449	22.626	2'00.712P	234,3	11:27'00.902
3	28.119	22.885	27.673	22.204	1'40.881	235,8	11:28'41.783
4	28.802	23.087	27.987	23.248	1'43.124	235,8	11:30'24.907
5	27.795	22.774	27.732	22.061	1'40.362C	237,9	11:32'05.269
6	29.503	22.540	27.281	22.181	1'41.505C	237,9	11:33'46.774
7	27.571	22.675	27.470	22.221	1'39.937	237,4	11:35'26.711
8	32.905	23.092	27.609	22.095	1'45.701C	237,4	11:37'12.412
9	27.419	22.741	27.339	21.971	1'39.470	237,4	11:38'51.882
10	27.420	22.498	27.290	21.948	1'39.156	237,9	11:40'31.038
11	27.967	23.058	27.681	9'47.094	11'05.800P	236,3	11:51'36.838
12	43.714	23.416	28.215	22.383	1'57.728P	233,8	11:53'34.566
13	27.539	22.810	27.391	21.802	1'39.542	234,8	11:55'14.108
14	27.132	22.561	27.283	21.767	1'38.743	235,8	11:56'52.851
15	27.535	23.263	27.637	22.020	1'40.455	234,8	11:58'33.306
16	27.194	22.547	27.399	21.711	1'38.851	235,3	12:00'12.157
17	27.065	22.492	27.319	21.739	1'38.615	234,8	12:01'50.772
18	27.330	22.523	33.922	28.022	1'51.797	215,1	12:03'42.569
19	27.388	22.357	30.605			225,5	

9° 23 M. SCHROETTER (1'38.497)							
Lap	Seg1	Seg2	Seg3	Seg4	Lap Time	km/h	Local Time
1		24.297	30.099	22.582		201,9	
2	27.531	23.052	27.649	22.161	1'40.393	237,4	11:29'25.305
3	27.479	22.789	27.607	21.960	1'39.835	235,8	11:31'05.140
4	27.383	22.848	31.991	36.170	1'58.392CP	211,8	11:33'03.532
5	9'51.838	23.191	27.509	22.082	11'04.620CP	235,3	11:44'08.152
6	27.241	22.583	27.147	22.468	1'39.439C	237,4	11:45'47.591
7	27.198	22.663	27.154	21.967	1'38.982	237,9	11:47'26.573
8	27.175	22.685	26.986	21.895	1'38.741	235,8	11:49'05.314
9	27.081	22.540	26.994	22.040	1'38.655	235,3	11:50'43.969
10	31.232	22.742	27.351	35.288	1'56.613CP	237,9	11:52'40.582
11	7'00.351	23.116	27.250	22.069	8'12.786P	235,3	12:00'53.368
12	27.095	22.648	26.899	21.855	1'38.497	236,8	12:02'31.865
13	26.943	22.504	26.810	22.096	1'38.353C	238,9	12:04'10.218

13° 32 D. BAYLISS (1'38.654)							
Lap	Seg1	Seg2	Seg3	Seg4	Lap Time	km/h	Local Time
1		24.214	29.066	22.828		214,3	
2	28.172	23.562	28.794	23.103	1'43.631	230,8	11:28'37.994
3	27.655	23.043	27.360	22.174	1'40.232	235,3	11:30'18.226
4	28.570	24.886	29.688	26.596	1'49.740C	218,6	11:32'07.966
5	28.405	23.304	28.041	23.199	1'42.949C	234,3	11:33'50.915
6	27.342	22.907	27.098	22.060	1'39.407	236,8	11:35'30.322
7	27.406	22.819	27.144	22.056	1'39.425C	236,3	11:37'09.747

10° 28 G. VAN STRAALLEN (1'38.508)							
Lap	Seg1	Seg2	Seg3	Seg4	Lap Time	km/h	Local Time
1							
2	47.567	24.103	28.288	22.387	2'02.345P	230,3	11:27'33.455
3	27.395	23.135	27.462	22.134	1'40.126	231,8	11:29'13.581



Misano Circuit Sic 58.4226 m

Pirelli Emilia-Romagna Round, 14-16 June 2024
Chronological Analysis Free Practice

3 / 6

8	27.350	22.822	27.254	22.072	1'39.498	235,3	11:38'49.245
9	27.421	22.751	27.319	22.124	1'39.615	234,8	11:40'28.860
10	30.877	23.010	27.774	9'53.667	11'15.328CP	231,8	11:51'44.188
11	43.089	23.216	27.256	22.279	1'55.840P	234,3	11:53'40.028
12	27.277	22.829	27.226	22.024	1'39.356	234,8	11:55'19.384
13	27.103	22.790	27.020	22.033	1'38.946	237,4	11:56'58.330
14	27.437	23.015	27.817	22.145	1'40.414	231,3	11:58'38.744
15	27.034	22.627	27.099	21.894	1'38.654	237,4	12:00'17.398
16	27.018	22.681	27.097	22.366	1'39.162	236,3	12:01'56.560
17	27.108	22.660	27.243	21.875	1'38.886	236,8	12:03'35.446
18	27.314	23.345	31.764			189,8	

11	44.154	23.472	28.586	22.285	1'58.497P	230,3	11:48'31.578
12	27.850	22.938	28.351	22.123	1'41.262	230,3	11:50'12.840
13	28.107	22.930	28.160	5'58.436	7'17.633P	231,8	11:57'30.473
14	43.156	23.235	27.996	22.070	1'56.457P	231,3	11:59'26.930
15	26.988	22.762	27.294	22.035	1'39.079	232,3	12:01'06.009
16	27.127	22.750	27.057	22.003	1'38.937	233,3	12:02'44.946
17	26.987	22.819	27.289	22.028	1'39.123	231,3	12:04'24.069
18	37.224	27.668	39.556			166,9	

14° 5 N. ANTONELLI (1'38.683)							
Lap	Seg1	Seg2	Seg3	Seg4	Lap Time	km/h	Local Time
1							
2	49.561	28.147	31.579	23.990	2'13.277P	210,1	11:27'08.970
3	29.212	24.456	32.209	22.624	1'48.501	230,3	11:28'57.471
4	27.653	22.924	27.355	22.236	1'40.168	236,8	11:30'37.639
5	27.326	22.862	27.212	22.106	1'39.506C	236,8	11:32'17.145
6	28.035	23.141	27.413	22.524	1'41.113C	236,8	11:33'58.258
7	27.379	22.776	27.141	22.046	1'39.342	234,8	11:35'37.600
8	27.498	22.800	27.153	22.049	1'39.500	234,8	11:37'17.100
9	27.202	22.677	27.102	22.016	1'38.997	234,8	11:38'56.097
10	27.118	22.630	26.944	21.992	1'38.684	236,3	11:40'34.781
11	27.391	23.219	27.155	22.044	1'39.809	234,8	11:42'14.590
12	27.033	22.691	27.011	21.948	1'38.683	235,3	11:43'53.273
13	27.074	25.593	29.742	13'36.674	14'59.083P	220,0	11:58'52.356
14	44.734	23.545	28.927	22.126	1'59.332P	232,8	12:00'51.688
15	27.173	22.607	27.018	21.966	1'38.764	233,8	12:02'30.452
16	27.008	22.640	27.012	23.069	1'39.729C	234,8	12:04'10.181

17° 19 G. GIANNINI (1'38.984)							
Lap	Seg1	Seg2	Seg3	Seg4	Lap Time	km/h	Local Time
1			24.161	28.669	22.537	235,8	
2	27.105	23.070	27.348	22.066	1'39.589	233,8	11:28'53.773
3	27.392	22.959	27.173	22.291	1'39.815C	234,3	11:30'33.588
4	27.111	22.929	27.153	22.035	1'39.228C	233,8	11:32'12.816
5	26.903	22.692	27.078	22.186	1'38.859C	234,8	11:33'51.675
6	27.106	22.897	27.651	22.607	1'40.261	234,3	11:35'31.936
7	27.019	22.875	27.112	22.164	1'39.170	233,8	11:37'11.106
8	26.936	22.869	27.151	22.098	1'39.054	233,8	11:38'50.160
9	31.184	24.871	27.964	36.143	2'00.162CP	234,8	11:40'50.322
10	11'38.084	23.432	27.517	22.645	12'51.378P	230,8	11:53'41.700
11	26.699	1'11.161	31.638	36.011	2'45.509CP	225,9	11:56'27.209
12	3'06.232	23.461	27.801	22.438	4'19.932P	230,8	12:00'47.141
13	26.899	22.935	27.091	22.059	1'38.984	231,3	12:02'26.125
14	28.971	23.035	27.203	22.111	1'41.320C	231,3	12:04'07.445
15	27.014	25.186	31.617	39.055	2'02.872CP	195,7	12:06'10.317

18° 64 F. CARICASULO (1'39.007)							
Lap	Seg1	Seg2	Seg3	Seg4	Lap Time	km/h	Local Time
1							
2					1'41.532		11:28'44.000
3					3'41.510P		11:32'25.510
4	6'23.761	23.253	27.694	22.226	7'36.934CP	236,3	11:40'02.444
5	27.256	22.718	27.316	22.207	1'39.497	237,4	11:41'41.941
6	27.409	22.720	27.242	22.070	1'39.441	237,4	11:43'21.382
7	28.128	26.382	27.677	37.924	2'00.111P	235,8	11:45'21.493
8	8'44.482	22.795	27.525	22.100	9'56.902CP	237,4	11:55'18.395
9	27.295	22.765	27.586	22.081	1'39.727	232,3	11:56'58.122
10	27.289	22.730	27.669	22.057	1'39.745	239,5	11:58'37.867
11	27.283	22.674	27.247	21.995	1'39.199	236,8	12:00'17.066
12	27.072	22.598	27.299	22.038	1'39.007	235,8	12:01'56.073
13	27.147	22.590	27.447	21.974	1'39.158	237,4	12:03'35.231
14	27.333	22.624	32.020	45.543	2'07.520CP	199,6	12:05'42.751

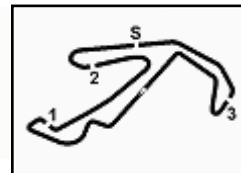
15° 13 L. OTTAVIANI (1'38.825)							
Lap	Seg1	Seg2	Seg3	Seg4	Lap Time	km/h	Local Time
1							
2					1'44.016		11:28'48.015
3					8'26.884P		11:37'14.899
4	45.176	23.241	27.729	22.471	1'58.617CP	235,8	11:39'13.516
5	27.472	22.779	27.490	22.336	1'40.077	235,8	11:40'53.593
6	27.310	22.541	27.549	22.342	1'39.742	235,3	11:42'33.335
7	27.324	22.579	27.454	22.217	1'39.574	234,8	11:44'12.909
8	29.410	24.218	28.471	4'31.653	5'53.752P	231,3	11:50'06.661
9	46.180	23.185	27.749	22.359	1'59.473P	234,8	11:52'06.134
10	27.935	23.286	29.695	22.972	1'43.888C	216,9	11:53'50.022
11	27.332	22.629	27.302	22.059	1'39.322C	237,9	11:55'29.344
12	27.287	22.604	27.159	22.022	1'39.072	238,4	11:57'08.416
13	29.664	23.251	27.409	22.266	1'42.590C	236,3	11:58'51.006
14	30.843	23.906	30.249	22.131	1'47.129	180,0	12:00'38.135
15	27.108	22.401	27.264	22.052	1'38.825	235,8	12:02'16.960
16	29.481	23.051	27.683	22.220	1'42.435C	235,3	12:03'59.395
17	27.174	25.505	35.996			167,7	

19° 72 Y. RUIZ (1'39.215)							
Lap	Seg1	Seg2	Seg3	Seg4	Lap Time	km/h	Local Time
1							
2	44.776	24.258	28.467	22.793	2'00.294P	235,8	11:27'04.348
3	27.480	23.184	27.641	22.245	1'40.550	233,8	11:28'44.898
4	27.674	22.989	27.556	22.307	1'40.526	234,3	11:30'25.424
5	27.508	23.017	29.875	22.601	1'43.001C		11:32'08.425
6	27.394	22.884	27.417	22.107	1'39.802C	233,3	11:33'48.227
7	27.805	22.988	27.801	22.346	1'40.940C	231,3	11:35'29.167
8	27.240	22.774	27.202	22.119	1'39.335	235,3	11:37'08.502
9	27.193	22.672	27.198	22.152	1'39.215	234,3	11:38'47.717
10	27.913	24.155	27.604	7'49.864	9'09.536CP	235,3	11:47'57.253
11	49.804	23.735	28.230	28.277	2'10.046P	229,3	11:50'07.299
12	27.388	23.016	27.342	22.180	1'39.926	231,8	11:51'47.225
13	27.112	22.905	27.344	22.369	1'39.730	230,8	11:53'26.955
14	27.203	22.820	27.117	22.075	1'39.215	234,3	11:55'06.170
15	27.144	23.218	27.877	4'56.558	6'14.797P	232,8	12:01'20.967
16	45.292	23.325	27.889	23.009	1'59.515P	230,3	12:03'20.482
17	27.063	22.706	27.309			234,8	

14/06/2024 P = Pits In/Out - C = Lap Time Cancelled

These data/results cannot be reproduced, stored and/or transmitted in whole or in part by any manner of electronic, mechanical, photocopying, recording, broadcasting or otherwise now known or herein after developed without the previous express consent by the copyright owner, except for reproduction in daily press and regular printed publications on sale to the public within 60 days of the event related to those data/results and always provided that copyright symbol appears together as follows below.

© DORNA WSBK ORGANIZATION Srl 2024



Misano Circuit Sic 58 4.226 m

Pirelli Emilia-Romagna Round, 14-16 June 2024
Chronological Analysis Free Practice

4 / 6

20° 17 J. MCPHEE [1'39.306]							
Lap	Seg1	Seg2	Seg3	Seg4	Lap Time	km/h	Local Time
1		25.074	32.413	25.428		210,1	
2	28.030	23.739	27.733	22.513	1'42.015	234,8	11:29'26.052
3	27.655	23.192	27.432	22.276	1'40.555	234,3	11:31'06.607
4	27.309	22.979	27.436	22.542	1'40.266C	232,8	11:32'46.873
5	27.467	23.011	27.284	22.275	1'40.037	234,8	11:34'26.910
6	29.333	24.605	28.277	40.059	2'02.274P	230,3	11:36'29.184
7	9'30.416	24.576	29.056	22.574	10'46.622P	232,3	11:47'15.806
8	27.334	22.964	27.257	22.130	1'39.685	233,8	11:48'55.491
9	27.269	22.776	27.200	22.061	1'39.306	234,3	11:50'34.797
10	27.904	23.397	29.503	40.303	2'01.107P	211,4	11:52'35.904
11	7'57.584	24.901	31.858	22.256	9'16.599P	224,5	12:01'52.503
12	27.151	22.846	32.295	22.467	1'44.759	173,1	12:03'37.262
13	27.159	22.907	31.287	46.054	2'07.407CP	208,9	12:05'44.669

21° 69 T. BOOTH-AMOS [1'39.396]							
Lap	Seg1	Seg2	Seg3	Seg4	Lap Time	km/h	Local Time
1		27.390	35.436	25.263		230,3	
2	30.424	25.615	29.421	23.886	1'49.346	235,3	11:29'28.224
3	27.897	23.221	27.592	22.479	1'41.189	234,3	11:31'09.413
4	27.416	23.102	27.683	22.353	1'40.554	234,8	11:32'49.967
5	27.297	22.880	27.294	22.196	1'39.667	234,8	11:34'29.634
6	27.409	23.045	27.384	22.168	1'40.006	233,8	11:36'09.640
7	27.300	22.964	27.362	22.234	1'39.860	233,8	11:37'49.500
8	27.218	22.826	27.311	22.112	1'39.467	233,3	11:39'28.967
9	27.199	22.751	27.200	22.246	1'39.396	233,8	11:41'08.363
10	31.147	25.592	28.864	23.099	11'09.160C	231,8	11:52'17.523
11	27.537	22.969	27.478	22.315	1'40.299	233,8	11:53'57.822
12	27.389	22.962	27.260	22.243	1'39.854C	233,8	11:55'37.676
13	27.188	25.154	29.253	34.130	1'55.725P	235,3	11:57'33.401
14	6'06.782	27.589	28.765	42.792	7'45.928CP	232,8	12:05'19.329

22° 7 L. BALDASSARRI [1'39.404]							
Lap	Seg1	Seg2	Seg3	Seg4	Lap Time	km/h	Local Time
1		25.555	30.196	23.896		221,8	
2	28.277	23.741	28.052	22.483	1'42.553	227,4	11:29'34.266
3	27.784	23.506	27.809	22.345	1'41.444	228,3	11:31'15.710
4	27.728	23.270	27.579	36.472	1'55.049P	229,8	11:33'10.759
5	6'10.278	24.140	28.361	22.298	7'25.077P	232,8	11:40'35.836
6	27.238	23.153	27.346	22.091	1'39.828	231,3	11:42'15.664
7	27.234	22.959	27.217	22.148	1'39.558	231,8	11:43'55.222
8	27.129	22.991	27.249	22.055	1'39.424	230,8	11:45'34.646
9	27.380	23.052	27.444	22.243	1'40.119	230,8	11:47'14.765
10	27.288	22.983	27.552	22.149	1'39.972	228,3	11:48'54.737
11	27.250	22.859	27.446	22.042	1'39.597	227,8	11:50'34.334
12	27.229	22.865	27.715	22.169	1'39.978	229,8	11:52'14.312
13	27.234	22.822	27.319	22.029	1'39.404	230,8	11:53'53.716
14	33.123	24.062	28.817	55.393	2'21.395CP	225,0	11:56'15.111
15	5'27.882	23.727	28.251	22.562	6'42.422P	225,9	12:02'57.533
16	27.185	22.974	27.310	22.021	1'39.490C	229,3	12:04'37.023
17	40.584	26.368	31.754	42.877	2'21.583CP	209,3	12:06'58.606

23° 22 F. FULIGNI [1'39.476]							
Lap	Seg1	Seg2	Seg3	Seg4	Lap Time	km/h	Local Time
1							
2	46.724	24.240	28.056	22.668	2'01.688P	235,8	11:27'14.662
3	27.971	22.968	27.738	22.372	1'41.049	234,3	11:28'55.711
4	27.636	22.735	27.501	22.191	1'40.063	234,8	11:30'35.774
5	27.374	22.870	27.947	23.606	1'41.797C	238,9	11:32'17.571
6	27.768	23.254	27.319	22.621	1'40.962C	237,9	11:33'58.533

7	27.400	22.963	27.390	22.307	1'40.060	236,8	11:35'38.593
8	27.346	22.856	27.280	21.994	1'39.476	235,3	11:37'18.069
9	27.258	22.641	27.211	8'26.270	9'43.380P	235,3	11:47'01.449
10	45.888	23.968	29.067	25.838	2'04.761P	213,4	11:49'06.210
11	27.356	22.852	27.445	22.229	1'39.882	232,8	11:50'46.092
12	27.465	22.798	27.502	22.264	1'40.029	233,3	11:52'26.121
13	27.342	22.757	27.481	22.054	1'39.634	233,3	11:54'05.755
14	27.377	22.803	27.407	4'13.541	5'31.128CP	234,3	11:59'36.883
15	47.038	23.338	27.472	22.728	2'00.576P	233,3	12:01'37.459
16	27.260	22.964	27.354	22.029	1'39.607	233,3	12:03'17.066
17	27.298	22.774	27.366			233,3	

24° 50 O. VOSTATEK [1'39.574]							
Lap	Seg1	Seg2	Seg3	Seg4	Lap Time	km/h	Local Time
1		25.858	31.630	26.027		201,1	
2	27.658	23.285	27.688	22.277	1'40.908	235,3	11:28'56.075
3	27.479	23.110	27.242	22.300	1'40.131	236,3	11:30'36.206
4	27.146	23.149	27.624	22.652	1'40.571C	237,4	11:32'16.777
5	27.311	23.144	27.356	22.369	1'40.180C	233,8	11:33'56.957
6	29.700	23.049	27.367	22.498	1'42.614C	236,3	11:35'39.571
7	27.161	23.033	27.341	22.060	1'39.595	235,3	11:37'19.166
8	27.341	22.877	27.795	22.306	1'40.319	233,8	11:38'59.485
9	29.798	23.670	28.927	37.400	1'59.795CP	226,9	11:40'59.280
10	10'01.196	26.081	28.230	23.152	11'18.659P	231,8	11:52'17.939
11	27.347	23.062	27.391	22.176	1'39.976	234,8	11:53'57.915
12	28.037	23.132	27.671	23.734	1'42.574C	233,3	11:55'40.489
13	27.211	22.944	27.357	22.062	1'39.574	232,8	11:57'20.063
14	27.366	22.982	27.406	22.168	1'39.922	234,3	11:58'59.985
15	30.536	23.188	27.795	22.573	1'44.092C	233,3	12:00'44.077
16	27.370	22.921	27.465	22.171	1'39.927	233,2	12:02'24.004
17	30.862	22.879	28.481	22.287	1'44.509C	235,3	12:04'08.513
18	27.217	24.801	30.005	38.541	2'00.564CP	216,9	12:06'09.077

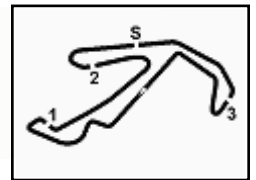
25° 43 S. JESPERSEN [1'39.661]							
Lap	Seg1	Seg2	Seg3	Seg4	Lap Time	km/h	Local Time
1							
2	45.559	24.277	28.342	22.731	2'00.909P	229,3	11:27'34.404
3	27.564	23.479	27.575	22.497	1'41.115	230,3	11:29'15.519
4	28.586	24.034	27.807	22.537	1'42.964	231,3	11:30'58.483
5	32.501	25.259	28.885	22.316	1'48.961C	234,8	11:32'47.444
6	27.362	23.264	27.442	22.330	1'40.398	230,8	11:34'27.842
7	28.864	23.865	27.461	22.351	1'42.541	232,3	11:36'10.383
8	27.223	23.087	27.254	22.097	1'39.661	232,8	11:37'50.044
9	27.183	23.023	27.422	22.161	1'39.789	233,3	11:39'29.833
10	27.153	23.007	27.483	22.287	1'39.930	232,8	11:41'09.763
11	30.110	23.701	27.864	7'39.474	9'01.149CP	231,8	11:50'10.912
12	44.459	25.444	31.653	22.338	2'03.894P	212,2	11:52'14.806
13	27.347	23.100	27.544	22.179	1'40.170	230,8	11:53'54.976
14	31.165	23.125	27.792	22.827	1'44.909C	235,3	11:55'39.885
15	27.286	23.690	28.107	23.296	1'42.379	232,8	11:57'22.264
16	27.233	23.132	27.328	22.157	1'39.850	231,8	11:59'02.114
17	27.152	22.990	27.274	22.259	1'39.675	233,8	12:00'41.789
18	29.907	23.646	27.497	22.348	1'43.398	231,3	12:02'25.187
19	30.415	23.083	27.837	24.629	1'45.964C	234,3	12:04'11.151
20	34.694	25.216	28.556			226,4	

26° 31 A. SCIARRETTA [1'39.776]							
Lap	Seg1	Seg2	Seg3	Seg4	Lap Time	km/h	Local Time
1							
2	56.443	24.730	28.659	24.379	2'14.211P	230,3	11:28'38.986
3	27.716	23.172	27.579	22.539	1'41.006	233,3	11:30'19.992
4	27.374	23.076	28.993	23.004	1'42.447C	227,8	11:32'02.439
5	27.238	23.157	27.452	22.433	1'40.280C	232,8	11:33'42.719

14/06/2024 P = Pits In/Out - C = Lap Time Cancelled

These data/results cannot be reproduced, stored and/or transmitted in whole or in part by any manner of electronic, mechanical, photocopying, recording, broadcasting or otherwise now known or herein after developed without the previous express consent by the copyright owner, except for reproduction in daily press and regular printed publications on sale to the public within 60 days of the event related to those data/results and always provided that copyright symbol appears together as follows below.

© DORNA WSBK ORGANIZATION Srl 2024



Pirelli Emilia-Romagna Round, 14-16 June 2024
Chronological Analysis Free Practice

Misano Circuit Sic 58 4.226 m

5 / 6

6	27.348	22.958	27.556	22.459	1'40.321	232,8	11:35'23.040
7	27.305	22.993	27.308	22.405	1'40.011	233,8	11:37'03.051
8	27.336	23.112	27.410	22.433	1'40.291	232,8	11:38'43.342
9	27.223	23.010	27.495	22.492	1'40.220	232,8	11:40'23.562
10	27.723	23.809	27.379	22.395	1'41.306	235,8	11:42'04.868
11	27.271	22.966	27.312	22.364	1'39.913	233,3	11:43'44.781
12	27.292	22.907	27.307	22.438	1'39.944	233,3	11:45'24.725
13	27.394	23.175	27.820	8'39.129	9'57.518P	232,3	11:55'22.243
14	58.219	23.888	28.534	24.001	2'14.642P	230,3	11:57'36.885
15	27.470	23.023	28.017	23.315	1'41.825	229,3	11:59'18.710
16	27.344	22.913	27.523	22.308	1'40.088	236,3	12:00'58.798
17	27.305	22.933	27.389	22.271	1'39.898	232,8	12:02'38.696
18	27.226	22.851	27.350	22.349	1'39.776	231,8	12:04'18.472
19	30.254	26.130	29.971			219,5	

12	27.707	23.304	29.181	22.931	1'43.123	233,3	11:57'54.338
13	27.599	23.322	27.772	22.463	1'41.156	235,8	11:59'35.494
14	30.686	23.254	27.315	22.342	1'43.597C	234,3	12:01'19.091
15	27.435	23.204	27.776	22.106	1'40.521	233,8	12:02'59.612
16	27.313	23.161	27.212	22.099	1'39.785C	234,8	12:04'39.397
17	40.355	25.127	31.211	37.555	2'14.248CP	222,2	12:06'53.645

30°								39 K. KEANKUM [1'41.104]							
Lap	Seg1	Seg2	Seg3	Seg4	Lap Time	km/h	Local Time	Lap	Seg1	Seg2	Seg3	Seg4	Lap Time	km/h	Local Time
1								1		24.578	29.036	23.144		233,3	
2	28.748							2	28.748	23.873	28.500	22.922	7'15.509	229,8	11:34'18.058
3	28.321							3	28.321	23.583	28.173	22.932	1'43.009	231,8	11:36'01.067
4	27.964							4	27.964	23.485	28.609	22.607	1'42.665	231,8	11:37'43.732
5	28.059							5	28.059	23.449	28.292	22.601	1'42.401C	231,3	11:39'26.133
6	27.934							6	27.934	23.504	28.112	22.820	1'42.370	229,3	11:41'08.503
7	27.920							7	27.920	23.337	28.131	22.703	1'42.091C	226,9	11:42'50.594
8	27.691							8	27.691	23.235	28.023	39.268	1'58.217P	231,8	11:44'48.811
9	7'40.668							9	7'40.668	23.764	27.893	22.463	8'54.788P	231,8	11:53'43.599
10	27.915							10	27.915	23.427	27.803	22.568	1'41.713C	231,3	11:55'25.312
11	27.677							11	27.677	23.330	27.882	22.615	1'41.504C	230,8	11:57'06.816
12	27.667							12	27.667	23.766	28.023	22.579	1'42.035	233,3	11:58'48.851
13	27.528							13	27.528	23.224	27.896	22.456	1'41.104	232,8	12:00'29.955
14	27.673							14	27.673	23.110	27.900	22.638	1'41.321	229,8	12:02'11.276
15	27.688							15	27.688	23.310	27.964	22.438	1'41.400C	229,8	12:03'52.676
16	27.779							16	27.779	23.593	31.544	41.408	2'04.324CP	204,5	12:05'57.000

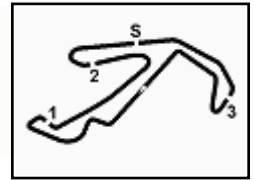
31°								89 K. BIN PAWI [1'41.162]							
Lap	Seg1	Seg2	Seg3	Seg4	Lap Time	km/h	Local Time	Lap	Seg1	Seg2	Seg3	Seg4	Lap Time	km/h	Local Time
1								1		24.569	28.902	23.625		230,3	
2	28.830							2	28.830	24.191	28.457	24.065	1'45.543	230,8	11:28'52.375
3	33.917							3	33.917	23.644	28.033	23.123	1'48.717C	233,3	11:30'41.092
4	28.113							4	28.113	23.534	32.656	22.909	1'47.212C	203,8	11:32'28.304
5	27.931							5	27.931	23.334	28.220	22.877	1'42.362	232,3	11:34'10.666
6	31.340							6	31.340	23.349	28.232	22.616	1'45.537	232,3	11:35'56.203
7	27.746							7	27.746	23.281	27.810	22.720	1'41.557	234,3	11:37'37.760
8	35.599							8	35.599	27.392	27.949	37.483	2'08.423CP	233,3	11:39'46.183
9	14'09.734							9	14'09.734	27.446	30.453	26.596	15'34.229P	232,8	11:55'20.412
10	27.821							10	27.821	23.491	31.543	25.859	1'48.714C	220,9	11:57'09.126
11	27.661							11	27.661	23.277	28.324	23.537	1'42.799	236,3	11:58'51.925
12	27.651							12	27.651	23.196	27.875	22.552	1'41.274	232,3	12:00'33.199
13	27.585							13	27.585	23.265	27.781	22.531	1'41.162	230,8	12:02'14.361
14	27.538							14	27.538	23.075	27.717	22.415	1'40.745C	231,3	12:03'55.106
15	33.640							15	33.640	26.605	38.391	40.265	2'18.901CP	127,8	12:06'14.007

32°								3 R. DE ROSA [1'41.365]							
Lap	Seg1	Seg2	Seg3	Seg4	Lap Time	km/h	Local Time	Lap	Seg1	Seg2	Seg3	Seg4	Lap Time	km/h	Local Time
1								1							
2	51.927							2	51.927	26.632	31.783	24.279	2'14.621P	196,7	11:27'46.477
3	28.903							3	28.903	24.373	28.765	23.932	1'45.973	222,2	11:29'32.450
4	29.002							4	29.002	24.362	28.587	23.388	1'45.339	225,0	11:31'17.789
5	28.459							5	28.459	23.896	28.434	23.274	1'44.063	222,7	11:33'01.852
6	28.154							6	28.154	23.792	28.321	22.963	1'43.230	223,1	11:34'45.082
7	28.022							7	28.022	23.854	28.189	22.883	1'42.948	223,1	11:36'28.030
8	27.982							8	27.982	23.745	27.987	22.891	1'42.605	223,6	11:38'10.635
9	27.955							9	27.955	23.798	35.100	26.421	1'53.274	175,0	11:40'03.909
10	27.978							10	27.978	23.788	31.316	23.449	1'46.531	216,4	11:41'50.440
11	27.908							11	27.908	23.783	27.979	22.812	1'42.482	223,1	11:43'32.922
12	27.805							12	27.805	23.615	28.001	22.703	1'42.124	224,1	11:45'15.046
13	28.448							13	28.448	25.019	31.490	6'55.046	8'20.003P	219,1	11:53'35.049
14	53.882							14	53.882	25.001	30.400	23.421	2'12.704CP	202,6	11:55'47.753
15	28.036							15	28.036	23.671	27.776	22.642	1'42.125	222,7	11:57'29.878
16	35.661							16	35.661	24.439	28.280	22.885	1'51.265	223,1	11:59'21.143
17	27.644							17	27.644	23.502	27.790	22.759	1'41.695	225,0	12:01'02.838

14/06/2024 P = Pits In/Out - C = Lap Time Cancelled

These data/results cannot be reproduced, stored and/or transmitted in whole or in part by any manner of electronic, mechanical, photocopying, recording, broadcasting or otherwise now known or herein after developed without the previous express consent by the copyright owner, except for reproduction in daily press and regular printed publications on sale to the public within 60 days of the event related to those data/results and always provided that copyright symbol appears together as follows below.

© DORNA WSBK ORGANIZATION Srl 2024



Pirelli Emilia-Romagna Round, 14-16 June 2024
Chronological Analysis Free Practice

18	27.963	23.622	27.821	22.617	1'42.023	224,1	12:02'44.861
19	27.729	23.405	27.713	22.518	1'41.365	225,9	12:04'26.226
20	47.593	27.975	32.756			187,5	

33° 25 M. BRENNER [1'41.546]							
Lap	Seg.1	Seg.2	Seg.3	Seg.4	Lap Time	km/h	Local Time
1		26.129	29.350	24.177		235,8	
2	28.867	23.954	28.157	23.366	1'44.344	230,3	11:28'50.410
3	28.434	23.887	28.060	23.042	1'43.423	235,3	11:30'33.833
4	28.274	23.634	28.059	22.899	1'42.866C	233,8	11:32'16.699
5	28.347	23.779	27.699	22.804	1'42.629C	236,3	11:33'59.328
6	28.281	23.731	27.790	22.805	1'42.607	232,8	11:35'41.935
7	28.441	24.173	29.741	37.744	2'00.099P	205,3	11:37'42.034
8	6'07.720	24.064	27.724	22.752	7'22.260P	230,3	11:45'04.294
9	27.882	23.444	27.682	22.601	1'41.609	230,8	11:46'45.903
10	27.969	23.468	27.627	22.687	1'41.751	230,8	11:48'27.654
11	28.126	23.407	27.525	22.625	1'41.683	231,8	11:50'09.337
12	28.656	24.315	28.654	35.504	1'57.129P	226,9	11:52'06.466
13	4'49.513	24.252	27.797	22.871	6'04.433P	229,8	11:58'10.899
14	28.356	23.804	27.814	23.379	1'43.353	230,8	11:59'54.252
15	28.001	23.537	27.543	23.254	1'42.335	231,3	12:01'36.587
16	27.903	23.556	27.519	22.568	1'41.546	232,8	12:03'18.133
17	27.627	23.468	28.189	38.677	1'57.961CP	233,8	12:05'16.094

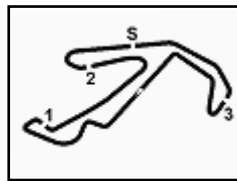
34° 68 L. POWER [1'42.975]							
Lap	Seg.1	Seg.2	Seg.3	Seg.4	Lap Time	km/h	Local Time
1				23.070		234,8	
2	28.186				1'42.975		11:28'44.734
3	10'27.828	23.244	27.743	22.755	1'41.570	233,8	11:40'26.304
4	29.002	23.073	29.193	46.341	2'07.609P	235,8	11:42'33.913
5	16'53.000	23.503	28.863	43.174	18'28.540P	235,8	12:01'02.453

14/06/2024

P = Pits In/Out - C = Lap Time Cancelled

These data/results cannot be reproduced, stored and/or transmitted in whole or in part by any manner of electronic, mechanical, photocopying, recording, broadcasting or otherwise now known or herein after developed without the previous express consent by the copyright owner, except for reproduction in daily press and regular printed publications on sale to the public within 60 days of the event related to those data/results and always provided that copyright symbol appears together as follows below.

© DORNA WSBK ORGANIZATION Srl 2024



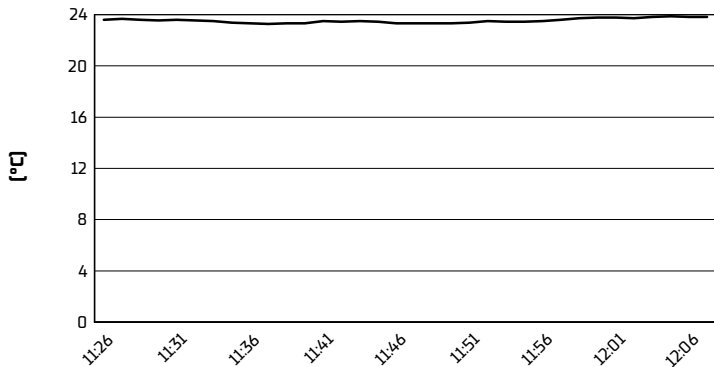
Misano Circuit Sic 58 4.226 m

Pirelli Emilia-Romagna Round, 14-16 June 2024

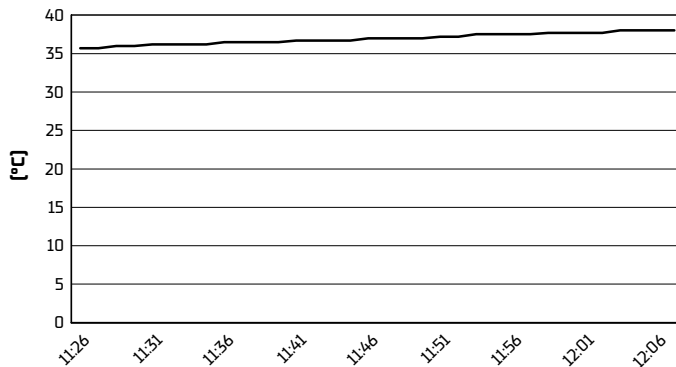
Weather Report Free Practice

Session started 11:25 - Session ended 12:08

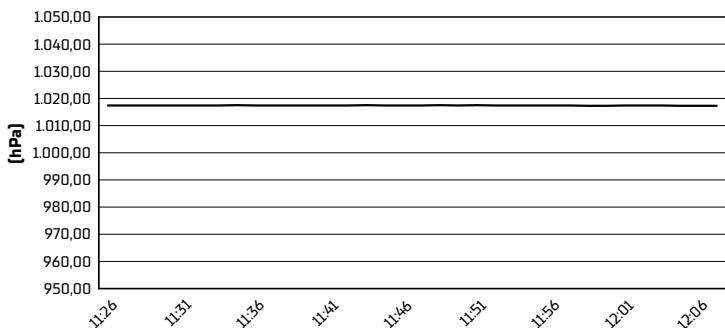
Air Temperature



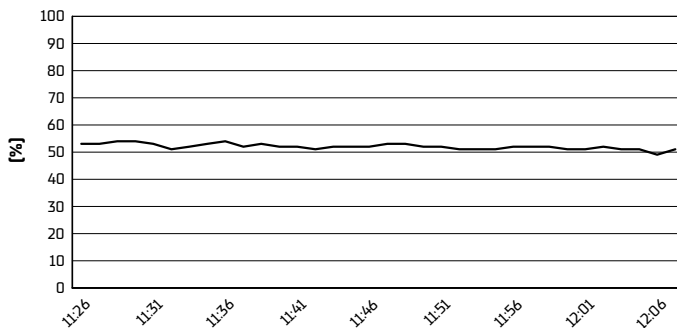
Track Temperature



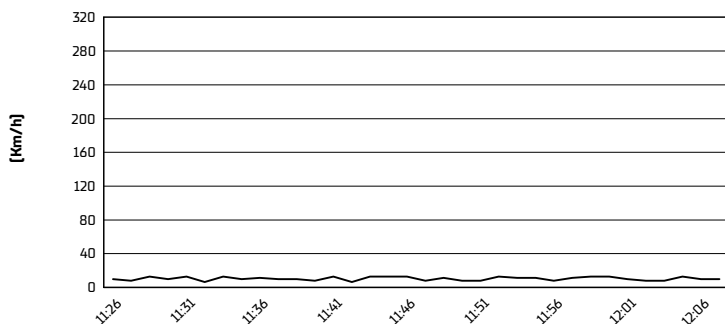
Air Pressure



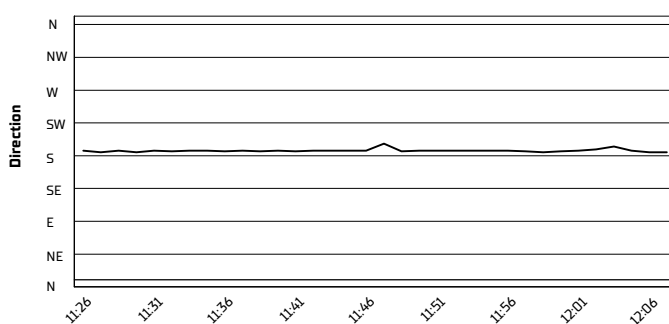
Humidity



Wind Speed



Wind Direction



14/06/2024

These data/results cannot be reproduced, stored and/or transmitted in whole or in part by any manner of electronic, mechanical, photocopying, recording, broadcasting or otherwise now known or herein after developed without the previous express consent by the copyright owner, except for reproduction in daily press and regular printed publications on sale to the public within 60 days of the event related to those data/results and always provided that copyright symbol appears together as follows below.

© DORNA WSBK ORGANIZATION Srl 2024