

Pirelli Emilia-Romagna Round, 14-16 June 2024 Chronological Analysis Free Practice

Misano Circuit Sic 58 4.226 m

1 / 6

Table 1: Lap data for rider 99 A. HUERTAS [1'37.228]. Columns include Lap, Seg 1-4, Lap Time, km/h, and Local Time.

Table 2: Summary data for rider 17-20. Columns include Lap, Lap Time, km/h, and Local Time.

Table 3: Lap data for rider 62 S. MANZI [1'37.591]. Columns include Lap, Seg 1-4, Lap Time, km/h, and Local Time.

Table 4: Lap data for rider 53 V. DEBISE [1'38.098]. Columns include Lap, Seg 1-4, Lap Time, km/h, and Local Time.

Table 5: Lap data for rider 55 Y. MONTELLA [1'37.879]. Columns include Lap, Seg 1-4, Lap Time, km/h, and Local Time.

Table 6: Lap data for rider 9 J. NAVARRO [1'38.280]. Columns include Lap, Seg 1-4, Lap Time, km/h, and Local Time.

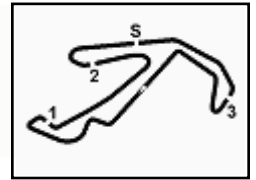
Table 7: Lap data for rider 40 S. CORSI [1'38.287]. Columns include Lap, Seg 1-4, Lap Time, km/h, and Local Time.

14/06/2024 P = Pits In/Out - C = Lap Time Cancelled

These data/results cannot be reproduced, stored and/or transmitted in whole or in part by any manner of electronic, mechanical, photocopying, recording, broadcasting or otherwise now known or herein after developed without the previous express consent by the copyright owner, except for reproduction in daily press and regular printed publications on sale to the public within 60 days of the event related to those data/results and always provided that copyright symbol appears together as follows below.

© DORNA WSBK ORGANIZATION Srl 2024





**Pirelli Emilia-Romagna Round, 14-16 June 2024**  
**Chronological Analysis Free Practice**

Misano Circuit Sic 58 4.226 m

3 / 6

8	27.350	22.822	27.254	22.072	1'39.498	235,3	11:38'49.245
9	27.421	22.751	27.319	22.124	1'39.615	234,8	11:40'28.860
10	30.877	23.010	27.774	9'53.667	11'15.328CP	231,8	11:51'44.188
11	43.089	23.216	27.256	22.279	1'55.840P	234,3	11:53'40.028
12	27.277	22.829	27.226	22.024	1'39.356	234,8	11:55'19.384
13	27.103	22.790	<b>27.020</b>	22.033	1'38.946	<b>237,4</b>	11:56'58.330
14	27.437	23.015	27.817	22.145	1'40.414	231,3	11:58'38.744
15	27.034	<b>22.627</b>	27.099	21.894	<b>1'38.654</b>	<b>237,4</b>	12:00'17.398
16	<b>27.018</b>	22.681	27.097	22.366	1'39.162	236,3	12:01'56.560
17	27.108	22.660	27.243	<b>21.875</b>	1'38.886	236,8	12:03'35.446
18	27.314	23.345	31.764			189,8	

11	44.154	23.472	28.586	22.285	1'58.497P	230,3	11:48'31.578
12	27.850	22.938	28.351	22.123	1'41.262	230,3	11:50'12.840
13	28.107	22.930	28.160	5'58.436	7'17.633P	231,8	11:57'30.473
14	43.156	23.235	27.996	22.070	1'56.457P	231,3	11:59'26.930
15	26.988	22.762	27.294	22.035	1'39.079	232,3	12:01'06.009
16	27.127	<b>22.750</b>	<b>27.057</b>	<b>22.003</b>	<b>1'38.937</b>	233,3	12:02'44.946
17	<b>26.987</b>	<b>22.819</b>	27.289	22.028	1'39.123	231,3	12:04'24.069
18	37.224	27.668	39.556			166,9	

14° 5 N. ANTONELLI (1'38.683)							
Lap	Seg1	Seg2	Seg3	Seg4	Lap Time	km/h	Local Time
1							
2	49.561	28.147	31.579	23.990	2'13.277P	210,1	11:27'08.970
3	29.212	24.456	32.209	22.624	1'48.501	230,3	11:28'57.471
4	27.653	22.924	27.355	22.236	1'40.168	<b>236,8</b>	11:30'37.639
5	27.326	22.862	27.212	22.106	1'39.506C	<b>236,8</b>	11:32'17.145
6	28.035	23.141	27.413	22.524	1'41.113C	<b>236,8</b>	11:33'58.258
7	27.379	22.776	27.141	22.046	1'39.342	234,8	11:35'37.600
8	27.498	22.800	27.153	22.049	1'39.500	234,8	11:37'17.100
9	27.202	22.677	27.102	22.016	1'38.997	234,8	11:38'56.097
10	27.118	22.630	<b>26.944</b>	21.992	1'38.684	236,3	11:40'34.781
11	27.391	23.219	27.155	22.044	1'39.809	234,8	11:42'14.590
12	27.033	22.691	27.011	<b>21.948</b>	<b>1'38.683</b>	235,3	11:43'53.273
13	27.074	25.593	29.742	13'36.674	14'59.083P	220,0	11:58'52.356
14	44.734	23.545	28.927	22.126	1'59.332P	232,8	12:00'51.688
15	27.173	<b>22.607</b>	27.018	21.966	1'38.764	233,8	12:02'30.452
16	<b>27.008</b>	22.640	27.012	23.069	1'39.729C	234,8	12:04'10.181

17° 19 G. GIANNINI (1'38.984)							
Lap	Seg1	Seg2	Seg3	Seg4	Lap Time	km/h	Local Time
1			24.161	28.669	22.537	<b>235,8</b>	
2	27.105	23.070	27.348	22.066	1'39.589	233,8	11:28'53.773
3	27.392	22.959	27.173	22.291	1'39.815C	234,3	11:30'33.588
4	27.111	22.929	27.153	22.035	1'39.228C	233,8	11:32'12.816
5	26.903	<b>22.692</b>	<b>27.078</b>	22.186	1'38.859C	234,8	11:33'51.675
6	27.106	22.897	27.651	22.607	1'40.261	234,3	11:35'31.936
7	27.019	22.875	27.112	22.164	1'39.170	233,8	11:37'11.106
8	26.936	22.869	27.151	22.098	1'39.054	233,8	11:38'50.160
9	31.184	24.871	27.964	36.143	2'00.162CP	234,8	11:40'50.322
10	11'38.084	23.432	27.517	22.645	12'51.378P	230,8	11:53'41.700
11	<b>26.699</b>	1'11.161	31.638	36.011	2'45.509CP	225,9	11:56'27.209
12	3'06.232	23.461	27.801	22.438	4'19.932P	230,8	12:00'47.141
13	26.899	22.935	27.091	<b>22.059</b>	<b>1'38.984</b>	231,3	12:02'26.125
14	28.971	23.035	27.203	22.111	1'41.320C	231,3	12:04'07.445
15	27.014	25.186	31.617	39.055	2'02.872CP	195,7	12:06'10.317

18° 64 F. CARICASULO (1'39.007)							
Lap	Seg1	Seg2	Seg3	Seg4	Lap Time	km/h	Local Time
1							
2					1'41.532		11:28'44.000
3					3'41.510P		11:32'25.510
4	6'23.761	23.253	27.694	22.226	7'36.934CP	236,3	11:40'02.444
5	27.256	22.718	27.316	22.207	1'39.497	237,4	11:41'41.941
6	27.409	22.720	<b>27.242</b>	22.070	1'39.441	237,4	11:43'21.382
7	28.128	26.382	<b>27.677</b>	37.924	2'00.111P	235,8	11:45'21.493
8	8'44.482	22.795	27.525	22.100	9'56.902CP	237,4	11:55'18.395
9	27.295	22.765	27.586	22.081	1'39.727	232,3	11:56'58.122
10	27.289	22.730	27.669	22.057	1'39.745	<b>239,5</b>	11:58'37.867
11	27.283	22.674	27.247	21.995	1'39.199	236,8	12:00'17.066
12	<b>27.072</b>	22.598	27.299	22.038	<b>1'39.007</b>	235,8	12:01'56.073
13	27.147	<b>22.590</b>	27.447	<b>21.974</b>	1'39.158	237,4	12:03'35.231
14	27.333	22.624	32.020	45.543	2'07.520CP	199,6	12:05'42.751

15° 13 L. OTTAVIANI (1'38.825)							
Lap	Seg1	Seg2	Seg3	Seg4	Lap Time	km/h	Local Time
1							
2					1'44.016		11:28'48.015
3					8'26.884P		11:37'14.899
4	45.176	23.241	27.729	22.471	1'58.617CP	235,8	11:39'13.516
5	27.472	22.779	27.490	22.336	1'40.077	235,8	11:40'53.593
6	27.310	22.541	27.549	22.342	1'39.742	235,3	11:42'33.335
7	27.324	22.579	27.454	22.217	1'39.574	234,8	11:44'12.909
8	29.410	24.218	28.471	4'31.653	5'53.752P	231,3	11:50'06.661
9	46.180	23.185	27.749	22.359	1'59.473P	234,8	11:52'06.134
10	27.935	23.286	29.695	22.972	1'43.888C	216,9	11:53'50.022
11	27.332	22.629	27.302	22.059	1'39.322C	237,9	11:55'29.344
12	27.287	22.604	<b>27.159</b>	<b>22.022</b>	1'39.072	<b>238,4</b>	11:57'08.416
13	29.664	23.251	27.409	22.266	1'42.590C	236,3	11:58'51.006
14	30.843	23.906	30.249	22.131	1'47.129	180,0	12:00'38.135
15	<b>27.108</b>	<b>22.401</b>	27.264	22.052	<b>1'38.825</b>	235,8	12:02'16.960
16	29.481	23.051	27.683	22.220	1'42.435C	235,3	12:03'59.395
17	27.174	25.505	35.996			167,7	

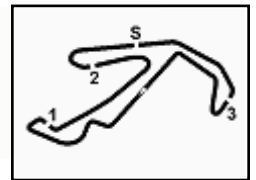
19° 72 Y. RUIZ (1'39.215)							
Lap	Seg1	Seg2	Seg3	Seg4	Lap Time	km/h	Local Time
1							
2	44.776	24.258	28.467	22.793	2'00.294P	<b>235,8</b>	11:27'04.348
3	27.480	23.184	27.641	22.245	1'40.550	233,8	11:28'44.898
4	27.674	22.989	27.556	22.307	1'40.526	234,3	11:30'25.424
5	27.508	23.017	29.875	22.601	1'43.001C		11:32'08.425
6	27.394	22.884	27.417	22.107	1'39.802C	233,3	11:33'48.227
7	27.805	22.988	27.801	22.346	1'40.940C	231,3	11:35'29.167
8	27.240	22.774	27.202	22.119	1'39.335	235,3	11:37'08.502
9	27.193	<b>22.672</b>	27.198	22.152	<b>1'39.215</b>	234,3	11:38'47.717
10	27.913	24.155	27.604	7'49.864	9'09.536CP	235,3	11:47'57.253
11	49.804	23.735	28.230	28.277	2'10.046P	229,3	11:50'07.299
12	27.388	23.016	27.342	22.180	1'39.926	231,8	11:51'47.225
13	27.112	22.905	27.344	22.369	1'39.730	230,8	11:53'26.955
14	27.203	22.820	<b>27.117</b>	<b>22.075</b>	<b>1'39.215</b>	234,3	11:55'06.170
15	27.144	23.218	27.877	4'56.558	6'14.797P	232,8	12:01'20.967
16	45.292	23.325	27.889	23.009	1'59.515P	230,3	12:03'20.482
17	<b>27.063</b>	22.706	27.309			234,8	

14/06/2024 P = Pits In/Out - C = Lap Time Cancelled

These data/results cannot be reproduced, stored and/or transmitted in whole or in part by any manner of electronic, mechanical, photocopying, recording, broadcasting or otherwise now known or herein after developed without the previous express consent by the copyright owner, except for reproduction in daily press and regular printed publications on sale to the public within 60 days of the event related to those data/results and always provided that copyright symbol appears together as follows below.

© DORNA WSBK ORGANIZATION Srl 2024





**Pirelli Emilia-Romagna Round, 14-16 June 2024**  
**Chronological Analysis Free Practice**

Misano Circuit Sic 58 4.226 m

5 / 6

6	27.348	22.958	27.556	22.459	1'40.321	232,8	11:35'23.040
7	27.305	22.993	27.308	22.405	1'40.011	233,8	11:37'03.051
8	27.336	23.112	27.410	22.433	1'40.291	232,8	11:38'43.342
9	<b>27.223</b>	23.010	27.495	22.492	1'40.220	232,8	11:40'23.562
10	27.723	23.809	27.379	22.395	1'41.306	235,8	11:42'04.868
11	27.271	22.966	27.312	22.364	1'39.913	233,3	11:43'44.781
12	27.292	22.907	<b>27.307</b>	22.438	1'39.944	233,3	11:45'24.725
13	27.394	23.175	27.820	8'39.129	9'57.518P	232,3	11:55'22.243
14	58.219	23.888	28.534	24.001	2'14.642P	230,3	11:57'36.885
15	27.470	23.023	28.017	23.315	1'41.825	229,3	11:59'18.710
16	27.344	22.913	27.523	22.308	1'40.088	<b>236,3</b>	12:00'58.798
17	27.305	22.933	27.389	<b>22.271</b>	1'39.898	232,8	12:02'38.696
18	27.226	<b>22.851</b>	27.350	22.349	<b>1'39.776</b>	231,8	12:04'18.472
19	30.254	26.130	29.971			219,5	

12	27.707	23.304	29.181	22.931	1'43.123	233,3	11:57'54.338
13	27.599	23.322	27.772	22.463	1'41.156	235,8	11:59'35.494
14	30.686	23.254	27.315	22.342	1'43.597C	234,3	12:01'19.091
15	27.435	23.204	27.776	<b>22.106</b>	1'40.521	233,8	12:02'59.612
16	<b>27.313</b>	23.161	27.212	22.099	1'39.785C	234,8	12:04'39.397
17	40.355	25.127	31.211	37.555	2'14.248CP	222,2	12:06'53.645

30°								39 K. KEANKUM [1'41.104]							
Lap	Seg1	Seg2	Seg3	Seg4	Lap Time	km/h	Local Time	Lap	Seg1	Seg2	Seg3	Seg4	Lap Time	km/h	Local Time
1								1		24.578	29.036	23.144		233,3	
2	28.748							2	28.748	23.873	28.500	22.922	7'15.509	229,8	11:34'18.058
3	28.321							3	28.321	23.583	28.173	22.932	1'43.009	231,8	11:36'01.067
4	27.964							4	27.964	23.485	28.609	22.607	1'42.665	231,8	11:37'43.732
5	28.059							5	28.059	23.449	28.292	22.601	1'42.401C	231,3	11:39'26.133
6	27.934							6	27.934	23.504	28.112	22.820	1'42.370	229,3	11:41'08.503
7	27.920							7	27.920	23.337	28.131	22.703	1'42.091C	226,9	11:42'50.594
8	27.691							8	27.691	23.235	28.023	39.268	1'58.217P	231,8	11:44'48.811
9	7'40.668							9	7'40.668	23.764	27.893	22.463	8'54.788P	231,8	11:53'43.599
10	27.915							10	27.915	23.427	<b>27.803</b>	22.568	1'41.713C	231,3	11:55'25.312
11	27.677							11	27.677	23.330	27.882	22.615	1'41.504C	230,8	11:57'06.816
12	27.667							12	27.667	23.766	28.023	22.579	1'42.035	233,3	11:58'48.851
13	<b>27.528</b>							13	<b>27.528</b>	23.224	27.896	<b>22.456</b>	<b>1'41.104</b>	232,8	12:00'29.955
14	27.673							14	27.673	<b>23.110</b>	27.900	22.638	1'41.321	229,8	12:02'11.276
15	27.688							15	27.688	23.310	27.964	22.438	1'41.400C	229,8	12:03'52.676
16	27.779							16	27.779	23.593	31.544	41.408	2'04.324CP	204,5	12:05'57.000

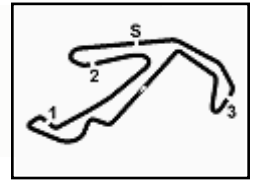
31°								89 K. BIN PAWI [1'41.162]							
Lap	Seg1	Seg2	Seg3	Seg4	Lap Time	km/h	Local Time	Lap	Seg1	Seg2	Seg3	Seg4	Lap Time	km/h	Local Time
1								1		24.569	28.902	23.625		230,3	
2	28.830							2	28.830	24.191	28.457	24.065	1'45.543	230,8	11:28'52.375
3	33.917							3	33.917	23.644	28.033	23.123	1'48.717C	233,3	11:30'41.092
4	28.113							4	28.113	23.534	32.656	22.909	1'47.212C	203,8	11:32'28.304
5	27.931							5	27.931	23.334	28.220	22.877	1'42.362	232,3	11:34'10.666
6	31.340							6	31.340	23.349	28.232	22.616	1'45.537	232,3	11:35'56.203
7	27.746							7	27.746	23.281	27.810	22.720	1'41.557	234,3	11:37'37.760
8	35.599							8	35.599	27.392	27.949	37.483	2'08.423CP	233,3	11:39'46.183
9	14'09.734							9	14'09.734	27.446	30.453	26.596	15'34.229P	232,8	11:55'20.412
10	27.821							10	27.821	23.491	31.543	25.859	1'48.714C	220,9	11:57'09.126
11	27.661							11	27.661	23.277	28.324	23.537	1'42.799	<b>236,3</b>	11:58'51.925
12	27.651							12	27.651	23.196	27.875	22.552	1'41.274	232,3	12:00'33.199
13	27.585							13	27.585	23.265	27.781	<b>22.531</b>	<b>1'41.162</b>	230,8	12:02'14.361
14	<b>27.538</b>							14	<b>27.538</b>	<b>23.075</b>	<b>27.717</b>	22.415	1'40.745C	231,3	12:03'55.106
15	33.640							15	33.640	26.605	38.391	40.265	2'18.901CP	127,8	12:06'14.007

32°								3 R. DE ROSA [1'41.365]							
Lap	Seg1	Seg2	Seg3	Seg4	Lap Time	km/h	Local Time	Lap	Seg1	Seg2	Seg3	Seg4	Lap Time	km/h	Local Time
1								1							
2	51.927							2	51.927	26.632	31.783	24.279	2'14.621P	196,7	11:27'46.477
3	28.903							3	28.903	24.373	28.765	23.932	1'45.973	222,2	11:29'32.450
4	29.002							4	29.002	24.362	28.587	23.388	1'45.339	225,0	11:31'17.789
5	28.459							5	28.459	23.896	28.434	23.274	1'44.063	222,7	11:33'01.852
6	28.154							6	28.154	23.792	28.321	22.963	1'43.230	223,1	11:34'45.082
7	28.022							7	28.022	23.854	28.189	22.883	1'42.948	223,1	11:36'28.030
8	27.982							8	27.982	23.745	27.987	22.891	1'42.605	223,6	11:38'10.635
9	27.955							9	27.955	23.798	35.100	26.421	1'53.274	175,0	11:40'03.909
10	27.978							10	27.978	23.788	31.316	23.449	1'46.531	216,4	11:41'50.440
11	27.908							11	27.908	23.783	27.979	22.812	1'42.482	223,1	11:43'32.922
12	27.805							12	27.805	23.615	28.001	22.703	1'42.124	224,1	11:45'15.046
13	28.448							13	28.448	25.019	31.490	6'55.046	8'20.003P	219,1	11:53'35.049
14	53.882							14	53.882	25.001	30.400	23.421	2'12.704CP	202,6	11:55'47.753
15	28.036							15	28.036	23.671	27.776	22.642	1'42.125	222,7	11:57'29.878
16	35.661							16	35.661	24.439	28.280	22.885	1'51.265	223,1	11:59'21.143
17	<b>27.644</b>							17	<b>27.644</b>	23.502	27.790	22.759	1'41.695	225,0	12:01'02.838

14/06/2024 P = Pits In/Out - C = Lap Time Cancelled

These data/results cannot be reproduced, stored and/or transmitted in whole or in part by any manner of electronic, mechanical, photocopying, recording, broadcasting or otherwise now known or herein after developed without the previous express consent by the copyright owner, except for reproduction in daily press and regular printed publications on sale to the public within 60 days of the event related to those data/results and always provided that copyright symbol appears together as follows below.

© DORNA WSBK ORGANIZATION Srl 2024



**Pirelli Emilia-Romagna Round, 14-16 June 2024**  
**Chronological Analysis Free Practice**

18	27.963	23.622	27.821	22.617	1'42.023	224,1	12:02'44.861
19	27.729	<b>23.405</b>	<b>27.713</b>	<b>22.518</b>	<b>1'41.365</b>	<b>225,9</b>	12:04'26.226
20	47.593	27.975	32.756			187,5	

<b>33° 25 M. BRENNER [1'41.546]</b>							
Lap	Seg.1	Seg.2	Seg.3	Seg.4	Lap Time	km/h	Local Time
1		26.129	29.350	24.177		235,8	
2	28.867	23.954	28.157	23.366	1'44.344	230,3	11:28'50.410
3	28.434	23.887	28.060	23.042	1'43.423	235,3	11:30'33.833
4	28.274	23.634	28.059	22.899	1'42.866C	233,8	11:32'16.699
5	28.347	23.779	27.699	22.804	1'42.629C	<b>236,3</b>	11:33'59.328
6	28.281	23.731	27.790	22.805	1'42.607	232,8	11:35'41.935
7	28.441	24.173	29.741	37.744	2'00.099P	205,3	11:37'42.034
8	6'07.720	24.064	27.724	22.752	7'22.260P	230,3	11:45'04.294
9	27.882	23.444	27.682	22.601	1'41.609	230,8	11:46'45.903
10	27.969	23.468	27.627	22.687	1'41.751	230,8	11:48'27.654
11	28.126	<b>23.407</b>	27.525	22.625	1'41.683	231,8	11:50'09.337
12	28.656	24.315	28.654	35.504	1'57.129P	226,9	11:52'06.466
13	4'49.513	24.252	27.797	22.871	6'04.433P	229,8	11:58'10.899
14	28.356	23.804	27.814	23.379	1'43.353	230,8	11:59'54.252
15	28.001	23.537	27.543	23.254	1'42.335	231,3	12:01'36.587
16	27.903	23.556	<b>27.519</b>	<b>22.568</b>	<b>1'41.546</b>	232,8	12:03'18.133
17	<b>27.627</b>	23.468	28.189	38.677	1'57.961CP	233,8	12:05'16.094

<b>34° 68 L. POWER [1'42.975]</b>							
Lap	Seg.1	Seg.2	Seg.3	Seg.4	Lap Time	km/h	Local Time
1				23.070		234,8	
2	<b>28.186</b>				<b>1'42.975</b>		11:28'44.734
3	10'27.828	23.244	<b>27.743</b>	<b>22.755</b>	1'41.570	233,8	11:40'26.304
4	29.002	<b>23.073</b>	29.193	46.341	2'07.609P	<b>235,8</b>	11:42'33.913
5	16'53.000	23.503	28.863	43.174	18'28.540P	<b>235,8</b>	12:01'02.453

14/06/2024

P = Pits In/Out - C = Lap Time Cancelled

These data/results cannot be reproduced, stored and/or transmitted in whole or in part by any manner of electronic, mechanical, photocopying, recording, broadcasting or otherwise now known or herein after developed without the previous express consent by the copyright owner, except for reproduction in daily press and regular printed publications on sale to the public within 60 days of the event related to those data/results and always provided that copyright symbol appears together as follows below.

© DORNA WSBK ORGANIZATION Srl 2024