

Pirelli Emilia-Romagna Round, 14-16 June 2024
Results Tissot Superpole

Misano Circuit Sic 58 4.226 m

1 / 4

No.	Rider	Nat	Team	Bike	Class	Time	Gap	Rel.	Laps	Speed	
										Avg	Max
1	55 Y. MONTELLA	ITA	Barni Spark Racing Team	Ducati Panigale V2		1'36.876			16	157,042	239,5
2	99 A. HUERTAS	ESP	Aruba.it Racing WorldSSP Team	Ducati Panigale V2		1'36.905	0.029	0.029	10	156,995	240,5
3	62 S. MANZI	ITA	Pata Yamaha Ten Kate Racing	Yamaha YZF R6		1'37.489	0.613	0.584	19	156,055	234,3
4	53 V. DEBISE	FRA	Evan Bros. WorldSSP Yamaha Team	Yamaha YZF R6		1'37.558	0.682	0.069	18	155,944	235,8
5	66 N. TUULI	FIN	EAB Racing Team	Ducati Panigale V2		1'37.633	0.757	0.075	16	155,824	235,8
6	61 C. ONCU	TUR	Kawasaki Puccetti Racing	Kawasaki ZX-6R		1'37.663	0.787	0.030	13	155,776	236,3
7	64 F. CARICASULO	ITA	Motozoo ME AIR Racing	MV Agusta F3 800 RR		1'37.806	0.930	0.143	17	155,549	246,0
8	32 D. BAYLISS	AUS	D34G Racing WorldSSP Team	Ducati Panigale V2		1'37.876	1.000	0.070	14	155,437	236,8
9	9 J. NAVARRO	ESP	Orelac Racing Verdnature	Ducati Panigale V2		1'37.952	1.076	0.076	14	155,317	238,9
10	13 L. OTTAVIANI	ITA	Extreme Racing Service	MV Agusta F3 800 RR		1'37.963	1.087	0.011	18	155,299	238,9
11	40 S. CORSI	ITA	Renzi Corse	Ducati Panigale V2	*	1'37.993	1.117	0.030	18	155,252	234,3
12	23 M. SCHROETTER	GER	MV Agusta Reparto Corse	MV Agusta F3 800 RR		1'38.041	1.165	0.048	14	155,176	237,9
13	54 B. SOFUOGLU	TUR	MV Agusta Reparto Corse	MV Agusta F3 800 RR		1'38.049	1.173	0.008	19	155,163	237,4
14	28 G. VAN STRAALEN	NED	Pata Yamaha Ten Kate Racing	Yamaha YZF R6		1'38.083	1.207	0.034	18	155,109	233,8
15	17 J. MCPHEE	GBR	WRP-RT Motorsport by SKM-Triumph	Triumph Street Triple RS 765		1'38.091	1.215	0.008	14	155,097	236,8
16	94 L. MAHIAS	FRA	GMT94 Yamaha	Yamaha YZF R6		1'38.142	1.266	0.051	11	155,016	230,8
17	5 N. ANTONELLI	ITA	Ecosantagata Althea Racing Team	Ducati Panigale V2		1'38.144	1.268	0.002	16	155,013	233,3
18	19 G. GIANNINI	ITA	Team ProDina Kawasaki	Kawasaki ZX-6R	*	1'38.152	1.276	0.008	17	155,000	233,8
19	69 T. BOOTH-AMOS	GBR	PTR Triumph	Triumph Street Triple RS 765		1'38.220	1.344	0.068	16	154,893	238,9
20	71 T. EDWARDS	AUS	D34G Racing WorldSSP Team	Ducati Panigale V2	*	1'38.245	1.369	0.025	16	154,854	239,5
21	7 L. BALDASSARRI	ITA	WRP-RT Motorsport by SKM-Triumph	Triumph Street Triple RS 765		1'38.613	1.737	0.368	17	154,276	232,8
22	22 F. FULIGNI	ITA	Orelac Racing Verdnature	Ducati Panigale V2	*	1'38.707	1.831	0.094	17	154,129	235,8
23	72 Y. RUIZ	ESP	VFT Racing Yamaha	Yamaha YZF R6		1'38.777	1.901	0.070	17	154,020	233,8
24	50 D. VOSTATEK	CZE	PTR Triumph	Triumph Street Triple RS 765		1'38.994	2.118	0.217	14	153,682	236,8
25	27 K. TOBA	JPN	PETRONAS MIE Racing Honda	Honda CBR600RR		1'39.048	2.172	0.054	14	153,598	238,9
26	74 P. BIESIEKIRSKI	POL	Ecosantagata Althea Racing Team	Ducati Panigale V2		1'39.327	2.451	0.279	16	153,167	232,8
27	51 A. SARMOON	THA	Yamaha Thailand Racing Team	Yamaha YZF R6		1'39.361	2.485	0.034	19	153,114	235,8
28	43 S. JESPERSEN	DEN	Vince64 Racing Team by Puccetti	Kawasaki ZX-6R		1'39.446	2.570	0.085	16	152,984	233,3
29	31 A. SCIARRETTA	ITA	ZPM Motorsport Racing	Ducati Panigale V2		1'39.880	3.004	0.434	21	152,319	236,3
30	3 R. DE ROSA	ITA	QJMOTOR Factory Racing	QJMOTOR SRK 800 RR	*	1'40.214	3.338	0.334	17	151,811	227,4
31	89 K. BIN PAWI	MAS	PETRONAS MIE Racing Honda	Honda CBR600RR		1'40.376	3.500	0.162	16	151,566	234,8
32	68 L. POWER	AUS	Motozoo ME AIR Racing	MV Agusta F3 800 RR	*	1'40.579	3.703	0.203	5	151,260	236,8
33	39 K. KEANKUM	THA	Yamaha Thailand Racing Team	Yamaha YZF R6		1'40.624	3.748	0.045	17	151,193	234,3
34	25 M. BRENNER	SUI	VIAMO Racing by MTM	Kawasaki ZX-6R		1'41.258	4.382	0.634	8	150,246	235,3

Qualifying Lap Time (105% of 1'36.876): 1'41.720

* WorldSSP Challenge

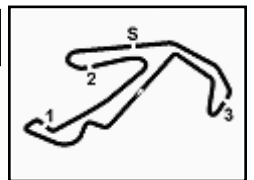
AIR	Humidity:	46%	Temp:	26°C
TRACK	Condition:	Dry	Temp:	41°C

Records	Pole	(SP)	2023 N.Bulega	1'36.495	157,660	Km/h
	Race	(RC2)	2023 F.Caricasulo	1'37.470	156,080	Km/h
	All Times	(SP)	2023 N.Bulega	1'36.495	157,660	Km/h

Start 14/06/2024 16:00 End 16:43 The results are provisional until the end of the time limit for protests and appeals and the completion of the technical checks.

These data/results cannot be reproduced, stored and/or transmitted in whole or in part by any manner of electronic, mechanical, photocopying, recording, broadcasting or otherwise now known or herein after developed without the previous express consent by the copyright owner, except for reproduction in daily press and regular printed publications on sale to the public within 60 days of the event related to those data/results and always provided that copyright symbol appears together as follows below.

© DORNA WSBK ORGANIZATION Srl 2024



Pirelli Emilia-Romagna Round, 14-16 June 2024
Results Tissot Superpole

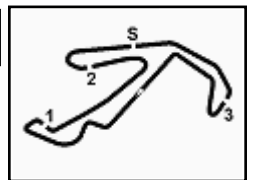
Session Highlights

Local Time	No. Rider	Description
16.00.00		Start of Session
16.00.30	13 L. OTTAVIANI	#13 Current Lap Cancelled - Exceeded Track Limits - Turn 1
16.03.42	68 L. POWER	#68 Current Lap Cancelled - Exceeded Track Limits - Turn 1
16.04.13	99 A. HUERTAS	#99 Crashed - Turn 4
16.05.16	19 G. GIANNINI	#19 Check Racelink GPS before next run - bad quality
16.05.41	50 O. VOSTATEK	#50 Crashed - Turn 2
16.05.44	17 J. MCPHEE	#17 Current Lap Cancelled - Exceeded Track Limits - Turn 1
16.05.44	43 S. JESPERSEN	#43 Current Lap Cancelled - Exceeded Track Limits - Turn 1
16.06.01	94 L. MAHIAS	#94 Current Lap Cancelled - Exceeded Track Limits - Turn 1
16.06.03	50 O. VOSTATEK	#50 Current Lap Cancelled - Exceeded Track Limits - Turn 2
16.06.58	61 C. ONCU	#61 Current Lap Cancelled - Exceeded Track Limits - Turn 1
16.08.05	62 S. MANZI	#62 Current Lap Cancelled - Exceeded Track Limits - Turn 1
16.08.23	13 L. OTTAVIANI	#13 Lap Cancelled [1'38.621] - Yellow Flag - Turn 4
16.08.28	40 S. CORSI	#40 Lap Cancelled [1'38.485] - Yellow Flag - Turn 4
16.08.33	51 A. SARMOON	#51 Lap Cancelled [1'39.880] - Yellow Flag - Turn 4
16.08.38	69 T. BOOTH-AMOS	#69 Lap Cancelled [1'38.875] - Yellow Flag - Turn 4
16.08.43	31 A. SCIARRETTA	#31 Lap Cancelled [1'40.705] - Yellow Flag - Turn 4
16.08.46	19 G. GIANNINI	#19 Current Lap Cancelled - Exceeded Track Limits - Turn 1
16.08.48	43 S. JESPERSEN	#43 Lap Cancelled [1'44.323] - Yellow Flag - Turn 4
16.08.50	66 N. TUULI	#66 Current Lap Cancelled - Exceeded Track Limits - Turn 1
16.08.53	17 J. MCPHEE	#17 Lap Cancelled [1'43.712] - Yellow Flag - Turn 4
16.08.58	89 K. BIN PAWI	#89 Lap Cancelled [1'41.365] - Yellow Flag - Turn 4
16.09.03	28 G. VAN STRAALLEN	#28 Lap Cancelled [1'39.333] - Yellow Flag - Turn 4
16.09.08	7 L. BALDASSARRI	#7 Lap Cancelled [1'39.363] - Yellow Flag - Turn 4
16.09.13	27 K. TOBA	#27 Lap Cancelled [1'47.094] - Yellow Flag - Turn 4
16.09.18	22 F. FULIGNI	#22 Lap Cancelled [1'42.792] - Yellow Flag - Turn 4
16.09.23	5 N. ANTONELLI	#5 Lap Cancelled [1'39.656] - Yellow Flag - Turn 4
16.09.28	94 L. MAHIAS	#94 Lap Cancelled [1'38.795] - Yellow Flag - Turn 4
16.10.17	54 B. SOFUOGLU	#54 Current Lap Cancelled - Exceeded Track Limits - Turn 1
16.10.20	89 K. BIN PAWI	#89 Lap Cancelled [1'41.332] - Yellow Flag - Turn 1-2
16.10.25	17 J. MCPHEE	#17 Lap Cancelled [1'48.406] - Yellow Flag - Turn 1-2
16.10.30	43 S. JESPERSEN	#43 Lap Cancelled [1'48.142] - Yellow Flag - Turn 1-2
16.10.35	28 G. VAN STRAALLEN	#28 Lap Cancelled [1'39.702] - Yellow Flag - Turn 1-2
16.10.40	7 L. BALDASSARRI	#7 Lap Cancelled [1'39.679] - Yellow Flag - Turn 1-2
16.10.44	69 T. BOOTH-AMOS	#69 Current Lap Cancelled - Exceeded Track Limits - Turn 1
16.10.45	5 N. ANTONELLI	#5 Lap Cancelled [1'39.471] - Yellow Flag - Turn 1-2
16.10.50	22 F. FULIGNI	#22 Lap Cancelled [1'39.126] - Yellow Flag - Turn 1-2
16.10.53	43 S. JESPERSEN	#43 Current Lap Cancelled - Exceeded Track Limits - Turn 1
16.10.55	27 K. TOBA	#27 Lap Cancelled [1'39.464] - Yellow Flag - Turn 1-2
16.10.57	22 F. FULIGNI	#22 Current Lap Cancelled - Exceeded Track Limits - Turn 1
16.11.47	68 L. POWER	#68 Crashed - Turn 8
16.12.22	51 A. SARMOON	#51 Current Lap Cancelled - Exceeded Track Limits - Turn 1
16.13.47	74 P. BIESIEKIRSKI	#74 Current Lap Cancelled - Exceeded Track Limits - Turn 1
16.14.09	7 L. BALDASSARRI	#7 Current Lap Cancelled - Exceeded Track Limits - Turn 1
16.14.19	3 R. DE ROSA	#3 Current Lap Cancelled - Exceeded Track Limits - Turn 1
16.15.02	94 L. MAHIAS	#94 Current Lap Cancelled - Exceeded Track Limits - Turn 1
16.15.18	27 K. TOBA	#27 Lap Cancelled [1'54.126] - Yellow Flag - Turn 8
16.15.23	89 K. BIN PAWI	#89 Lap Cancelled [1'54.415] - Yellow Flag - Turn 8
16.15.33	23 M. SCHROETTER	#23 Lap Cancelled [1'53.477] - Yellow Flag - Turn 8
16.15.38	9 J. NAVARRO	#9 Lap Cancelled [1'39.283] - Yellow Flag - Turn 8
16.15.43	94 L. MAHIAS	#94 Lap Cancelled [2'02.279] - Yellow Flag - Turn 8
16.15.53	53 V. DEBISE	#53 Lap Cancelled [1'38.201] - Yellow Flag - Turn 8
16.15.58	94 L. MAHIAS	#94 Lap Cancelled [5'20.693] - Yellow Flag - Turn 1-2
16.16.22	13 L. OTTAVIANI	#13 Current Lap Cancelled - Exceeded Track Limits - Turn 1
16.18.37	43 S. JESPERSEN	#43 Lap Cancelled [7'40.408] - Yellow Flag - Turn 8
16.18.54	22 F. FULIGNI	#22 Lap Cancelled [6'59.995] - Yellow Flag - Turn 8

Start 16:00 End 16:43 The results are provisional until the end of the time limit for protests and appeals and the completion of the technical checks.

These data/results cannot be reproduced, stored and/or transmitted in whole or in part by any manner of electronic, mechanical, photocopying, recording, broadcasting or otherwise now known or herein after developed without the previous express consent by the copyright owner, except for reproduction in daily press and regular printed publications on sale to the public within 60 days of the event related to those data/results and always provided that copyright symbol appears together as follows below.

© DORNA WSBK ORGANIZATION Srl 2024



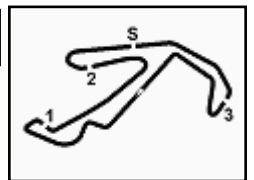
Pirelli Emilia-Romagna Round, 14-16 June 2024
Results Tissot Superpole

16.19.50	5 N. ANTONELLI	#5 Lap Cancelled [8'41.586] - Yellow Flag - Turn 8
16.21.36	19 G. GIANNINI	#19 Lap Cancelled [1'38.672] - Exceeded Track Limits - Turn 15
16.22.13	55 Y. MONTELLA	#55 Lap Cancelled [10'36.123] - Yellow Flag - Turn 8
16.23.04	64 F. CARICASULO	#64 Lap Cancelled [1'39.580] - Exceeded Track Limits - Turn 16
16.23.45	50 O. VOSTATEK	#50 Current Lap Cancelled - Exceeded Track Limits - Turn 1
16.23.46	32 O. BAYLISS	#32 Current Lap Cancelled - Exceeded Track Limits - Turn 1
16.23.49	62 S. MANZI	#62 Current Lap Cancelled - Exceeded Track Limits - Turn 1
16.24.59	5 N. ANTONELLI	#5 Current Lap Cancelled - Exceeded Track Limits - Turn 1
16.25.28	99 A. HUERTAS	#99 Lap Cancelled [1'37.888] - Exceeded Track Limits - Turn 15
16.25.31	89 K. BIN PAWI	#89 Current Lap Cancelled - Exceeded Track Limits - Turn 1
16.25.58	72 Y. RUIZ	#72 Current Lap Cancelled - Exceeded Track Limits - Turn 1
16.26.18	74 P. BIESIEKIRSKI	#74 Current Lap Cancelled - Exceeded Track Limits - Turn 1
16.26.32	54 B. SOFUOGLU	#54 Current Lap Cancelled - Exceeded Track Limits - Turn 1
16.27.06	69 T. BOOTH-AMOS	#69 Current Lap Cancelled - Exceeded Track Limits - Turn 1
16.28.29	71 T. EDWARDS	#71 Crashed - Turn 14
16.28.53	71 T. EDWARDS	#71 Rejoined
16.29.18	94 L. MAHIAS	#94 Crashed - Turn 4
16.30.14	99 A. HUERTAS	#99 Current Lap Cancelled - Exceeded Track Limits - Turn 1
16.30.33	53 V. DEBISE	#53 Current Lap Cancelled - Exceeded Track Limits - Turn 1
16.31.20	94 L. MAHIAS	#94 Rejoined
16.31.45	22 F. FULIGNI	#22 Lap Cancelled [2'02.157] - Yellow Flag - Turn 14
16.31.50	69 T. BOOTH-AMOS	#69 Lap Cancelled [1'59.694] - Yellow Flag - Turn 14
16.31.55	53 V. DEBISE	#53 Lap Cancelled [1'39.648] - Yellow Flag - Turn 14
16.32.00	94 L. MAHIAS	#94 Lap Cancelled [2'06.974] - Yellow Flag - Turn 14
16.32.05	31 A. SCIARRETTA	#31 Lap Cancelled [1'40.359] - Yellow Flag - Turn 14
16.33.19	39 K. KEANKUM	#39 Current Lap Cancelled - Exceeded Track Limits - Turn 1
16.34.07	43 S. JESPERSEN	#43 Lap Cancelled [2'12.482] - Yellow Flag - Turn 4
16.34.12	40 S. CORSI	#40 Lap Cancelled [5'52.516] - Yellow Flag - Turn 4
16.34.17	19 G. GIANNINI	#19 Lap Cancelled [5'52.486] - Yellow Flag - Turn 4
16.34.22	55 Y. MONTELLA	#55 Lap Cancelled [4'34.502] - Yellow Flag - Turn 4
16.34.27	7 L. BALDASSARRI	#7 Lap Cancelled [1'54.107] - Yellow Flag - Turn 4
16.34.32	19 G. GIANNINI	#19 Lap Cancelled [5'52.486] - Yellow Flag - Turn 4
16.34.37	61 C. ONCU	#61 Lap Cancelled [1'50.419] - Yellow Flag - Turn 4
16.35.01	62 S. MANZI	#62 Lap Cancelled [2'01.920] - Exceeded Track Limits - Turn 15
16.35.48	19 G. GIANNINI	#19 Current Lap Cancelled - Exceeded Track Limits - Turn 1
16.36.07	19 G. GIANNINI	#19 must fix the gps issue before saturday's warm up
16.36.18	62 S. MANZI	#62 Lap Cancelled [1'37.378] - Exceeded Track Limits - Turn 15
16.36.50	28 G. VAN STRAALEN	#28 Crashed - Turn 5
16.37.03	28 G. VAN STRAALEN	#28 Rejoined
16.37.06	3 R. DE ROSA	#3 Current Lap Cancelled - Exceeded Track Limits - Turn 1
16.37.23	13 L. OTTAVIANI	#13 Current Lap Cancelled - Exceeded Track Limits - Turn 1
16.37.53	55 Y. MONTELLA	#55 Lap Cancelled [1'37.261] - Exceeded Track Limits - Turn 11
16.38.21	31 A. SCIARRETTA	#31 Lap Cancelled [1'40.539] - Exceeded Track Limits - Turn 11
16.39.04		#32 must fix the gps issue before saturday's warm up
16.39.42	31 A. SCIARRETTA	#31 Lap Cancelled [1'40.539] - Exceeded Track Limits - Turn 13
16.39.56	9 J. NAVARRO	#9 Lap Cancelled [1'38.102] - Yellow Flag - Turn 5
16.43.46		End of Session
16.46.23	72 Y. RUIZ	#72 Lap Cancelled [1'41.787] - Yellow Flag - Turn 5
16.46.28	53 V. DEBISE	#53 Lap Cancelled [1'38.091] - Yellow Flag - Turn 5
16.58.50	99 A. HUERTAS	#99 Lap Cancelled [1'36.843] - Exceeded Track Limits - Turn 13

Start 16:00 End 16:43 The results are provisional until the end of the time limit for protests and appeals and the completion of the technical checks.

These data/results cannot be reproduced, stored and/or transmitted in whole or in part by any manner of electronic, mechanical, photocopying, recording, broadcasting or otherwise now known or herein after developed without the previous express consent by the copyright owner, except for reproduction in daily press and regular printed publications on sale to the public within 60 days of the event related to those data/results and always provided that copyright symbol appears together as follows below.

© DORNA WSBK ORGANIZATION Srl 2024



Pirelli Emilia-Romagna Round, 14-16 June 2024
Results Tissot Superpole

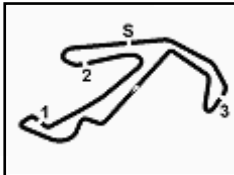
Fastest Laps Sequence

No.	Rider	Nat	Team	Bike	Local Time	Time	Gap	Avg
55	Y. MONTELLA	ITA	Barni Spark Racing Team	Ducati Panigale V2	16:03'24.966	1'38.073		155,125
99	A. HUERTAS	ESP	Aruba.it Racing WorldSSP Team	Ducati Panigale V2	16:03'36.252	1'37.401	-0.672	156,196
55	Y. MONTELLA	ITA	Barni Spark Racing Team	Ducati Panigale V2	16:25'46.939	1'37.313	-0.088	156,337
99	A. HUERTAS	ESP	Aruba.it Racing WorldSSP Team	Ducati Panigale V2	16:26'51.418	1'37.013	-0.300	156,820
99	A. HUERTAS	ESP	Aruba.it Racing WorldSSP Team	Ducati Panigale V2	16:30'05.166	1'36.905	-0.108	156,995
55	Y. MONTELLA	ITA	Barni Spark Racing Team	Ducati Panigale V2	16:40'22.994	1'36.876	-0.029	157,042

14/06/2024 Start 16:00 End 16:43 The results are provisional until the end of the time limit for protests and appeals and the completion of the technical checks.

These data/results cannot be reproduced, stored and/or transmitted in whole or in part by any manner of electronic, mechanical, photocopying, recording, broadcasting or otherwise now known or herein after developed without the previous express consent by the copyright owner, except for reproduction in daily press and regular printed publications on sale to the public within 60 days of the event related to those data/results and always provided that copyright symbol appears together as follows below.

© DORNA WSBK ORGANIZATION Srl 2024



Pirelli Emilia-Romagna Round, 14-16 June 2024
Best Sectors & Speed Tissot Superpole

Misano Circuit Sic 58 4.226 m

BEST LAP		
1	55 Y. MONTELLA	Ducati Panigale V2 1'36.876
2	99 A. HUERTAS	Ducati Panigale V2 1'36.905
3	62 S. MANZI	Yamaha YZF R6 1'37.489
4	53 V. DEBISE	Yamaha YZF R6 1'37.558
5	66 N. TUULI	Ducati Panigale V2 1'37.633
6	61 C. ONCU	Kawasaki ZX-6R 1'37.663
7	64 F. CARICASULO	MV Agusta F3 800 RR 1'37.806
8	32 D. BAYLISS	Ducati Panigale V2 1'37.876
9	9 J. NAVARRO	Ducati Panigale V2 1'37.952
10	13 L. OTTAVIANI	MV Agusta F3 800 RR 1'37.963
11	40 S. CORSI	Ducati Panigale V2 1'37.993
12	23 M. SCHROETTER	MV Agusta F3 800 RR 1'38.041
13	54 B. SOFUOGLU	MV Agusta F3 800 RR 1'38.049
14	28 G. VAN STRAALLEN	Yamaha YZF R6 1'38.083
15	17 J. MCPHEE	Triumph Street Triple RS 765 1'38.091
16	94 L. MAHIAS	Yamaha YZF R6 1'38.142
17	5 N. ANTONELLI	Ducati Panigale V2 1'38.144
18	19 G. GIANNINI	Kawasaki ZX-6R 1'38.152
19	69 T. BOOTH-AMOS	Triumph Street Triple RS 765 1'38.220
20	71 T. EDWARDS	Ducati Panigale V2 1'38.245
21	7 L. BALDASSARRI	Triumph Street Triple RS 765 1'38.613
22	22 F. FULIGNI	Ducati Panigale V2 1'38.707
23	72 Y. RUIZ	Yamaha YZF R6 1'38.777
24	50 D. VOSTATEK	Triumph Street Triple RS 765 1'38.994
25	27 K. TOBA	Honda CBR600RR 1'39.048
26	74 P. BIESIEKIRSKI	Ducati Panigale V2 1'39.327
27	51 A. SARMOON	Yamaha YZF R6 1'39.361
28	43 S. JESPERSEN	Kawasaki ZX-6R 1'39.446
29	31 A. SCJARRETTA	Ducati Panigale V2 1'39.880
30	3 R. DE ROSA	QJMOTOR SRK 800 RR 1'40.214
31	89 K. BIN PAWI	Honda CBR600RR 1'40.376
32	68 L. POWER	MV Agusta F3 800 RR 1'40.579
33	39 K. KEANKUM	Yamaha YZF R6 1'40.624
34	25 M. BRENNER	Kawasaki ZX-6R 1'41.258

SPEED		
1	64 F. CARICASULO	MV Agusta F3 800 RR 246,0
2	99 A. HUERTAS	Ducati Panigale V2 240,5
3	55 Y. MONTELLA	Ducati Panigale V2 239,5
4	71 T. EDWARDS	Ducati Panigale V2 239,5
5	69 T. BOOTH-AMOS	Triumph Street Triple RS 765 238,9
6	9 J. NAVARRO	Ducati Panigale V2 238,9
7	13 L. OTTAVIANI	MV Agusta F3 800 RR 238,9
8	27 K. TOBA	Honda CBR600RR 238,9
9	23 M. SCHROETTER	MV Agusta F3 800 RR 237,9
10	54 B. SOFUOGLU	MV Agusta F3 800 RR 237,4
11	17 J. MCPHEE	Triumph Street Triple RS 765 236,8
12	32 D. BAYLISS	Ducati Panigale V2 236,8
13	50 D. VOSTATEK	Triumph Street Triple RS 765 236,8
14	68 L. POWER	MV Agusta F3 800 RR 236,8
15	31 A. SCJARRETTA	Ducati Panigale V2 236,3
16	61 C. ONCU	Kawasaki ZX-6R 236,3
17	51 A. SARMOON	Yamaha YZF R6 235,8
18	53 V. DEBISE	Yamaha YZF R6 235,8
19	66 N. TUULI	Ducati Panigale V2 235,8
20	22 F. FULIGNI	Ducati Panigale V2 235,8
21	25 M. BRENNER	Kawasaki ZX-6R 235,3
22	89 K. BIN PAWI	Honda CBR600RR 234,8
23	62 S. MANZI	Yamaha YZF R6 234,3
24	39 K. KEANKUM	Yamaha YZF R6 234,3
25	40 S. CORSI	Ducati Panigale V2 234,3
26	72 Y. RUIZ	Yamaha YZF R6 233,8
27	19 G. GIANNINI	Kawasaki ZX-6R 233,8
28	28 G. VAN STRAALLEN	Yamaha YZF R6 233,8
29	5 N. ANTONELLI	Ducati Panigale V2 233,3
30	43 S. JESPERSEN	Kawasaki ZX-6R 233,3
31	7 L. BALDASSARRI	Triumph Street Triple RS 765 232,8
32	74 P. BIESIEKIRSKI	Ducati Panigale V2 232,8
33	94 L. MAHIAS	Yamaha YZF R6 230,8
34	3 R. DE ROSA	QJMOTOR SRK 800 RR 227,4

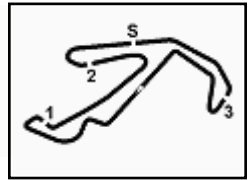
SEG. 1		SEG. 2	
1	62 S. MANZI 26.436	1	99 A. HUERTAS 22.001
2	55 Y. MONTELLA 26.498	2	55 Y. MONTELLA 22.197
3	61 C. ONCU 26.499	3	62 S. MANZI 22.289
4	94 L. MAHIAS 26.531	4	64 F. CARICASULO 22.305
5	99 A. HUERTAS 26.587	5	13 L. OTTAVIANI 22.318
6	53 V. DEBISE 26.588	6	71 T. EDWARDS 22.330
7	17 J. MCPHEE 26.650	7	53 V. DEBISE 22.333
8	28 G. VAN STRAALLEN 26.652	8	54 B. SOFUOGLU 22.346
9	66 N. TUULI 26.656	9	32 D. BAYLISS 22.361
10	19 G. GIANNINI 26.679	10	9 J. NAVARRO 22.364
11	40 S. CORSI 26.695	11	23 M. SCHROETTER 22.382
12	64 F. CARICASULO 26.721	12	66 N. TUULI 22.386
13	9 J. NAVARRO 26.752	13	40 S. CORSI 22.450
14	5 N. ANTONELLI 26.765	14	5 N. ANTONELLI 22.529
15	69 T. BOOTH-AMOS 26.779	15	17 J. MCPHEE 22.544
16	7 L. BALDASSARRI 26.804	16	28 G. VAN STRAALLEN 22.553
17	23 M. SCHROETTER 26.851	17	22 F. FULIGNI 22.557
18	32 D. BAYLISS 26.857	18	94 L. MAHIAS 22.557
19	13 L. OTTAVIANI 26.888	19	61 C. ONCU 22.573
20	72 Y. RUIZ 26.902	20	69 T. BOOTH-AMOS 22.576
21	71 T. EDWARDS 26.939	21	72 Y. RUIZ 22.602
22	27 K. TOBA 26.940	22	7 L. BALDASSARRI 22.605
23	54 B. SOFUOGLU 26.983	23	74 P. BIESIEKIRSKI 22.615
24	22 F. FULIGNI 26.999	24	19 G. GIANNINI 22.655
25	51 A. SARMOON 27.038	25	43 S. JESPERSEN 22.713
26	50 D. VOSTATEK 27.048	26	51 A. SARMOON 22.780
27	89 K. BIN PAWI 27.122	27	27 K. TOBA 22.793
28	43 S. JESPERSEN 27.151	28	50 D. VOSTATEK 22.797
29	74 P. BIESIEKIRSKI 27.183	29	68 L. POWER 22.855
30	31 A. SCJARRETTA 27.222	30	31 A. SCJARRETTA 22.924
31	3 R. DE ROSA 27.314	31	39 K. KEANKUM 22.959
32	39 K. KEANKUM 27.351	32	89 K. BIN PAWI 23.016
33	68 L. POWER 27.418	33	3 R. DE ROSA 23.182
34	25 M. BRENNER 27.655	34	25 M. BRENNER 23.304

SEG. 3		SEG. 4	
1	55 Y. MONTELLA 26.531	1	99 A. HUERTAS 21.572
2	99 A. HUERTAS 26.613	2	66 N. TUULI 21.612
3	54 B. SOFUOGLU 26.773	3	40 S. CORSI 21.624
4	53 V. DEBISE 26.777	4	61 C. ONCU 21.632
5	62 S. MANZI 26.787	5	62 S. MANZI 21.640
6	66 N. TUULI 26.884	6	55 Y. MONTELLA 21.650
7	61 C. ONCU 26.896	7	64 F. CARICASULO 21.666
8	32 D. BAYLISS 26.902	8	53 V. DEBISE 21.702
9	64 F. CARICASULO 26.906	9	23 M. SCHROETTER 21.745
10	28 G. VAN STRAALLEN 26.909	10	69 T. BOOTH-AMOS 21.753
11	23 M. SCHROETTER 26.938	11	32 D. BAYLISS 21.754
12	13 L. OTTAVIANI 26.943	12	13 L. OTTAVIANI 21.767
13	5 N. ANTONELLI 26.957	13	5 N. ANTONELLI 21.776
14	9 J. NAVARRO 26.978	14	19 G. GIANNINI 21.778
15	17 J. MCPHEE 26.982	15	54 B. SOFUOGLU 21.779
16	19 G. GIANNINI 26.990	16	28 G. VAN STRAALLEN 21.799
17	69 T. BOOTH-AMOS 26.998	17	71 T. EDWARDS 21.818
18	94 L. MAHIAS 27.030	18	7 L. BALDASSARRI 21.820
19	71 T. EDWARDS 27.058	19	9 J. NAVARRO 21.831
20	22 F. FULIGNI 27.072	20	17 J. MCPHEE 21.848
21	27 K. TOBA 27.074	21	94 L. MAHIAS 21.854
22	40 S. CORSI 27.102	22	50 D. VOSTATEK 21.858
23	7 L. BALDASSARRI 27.112	23	22 F. FULIGNI 21.913
24	51 A. SARMOON 27.124	24	74 P. BIESIEKIRSKI 21.917
25	72 Y. RUIZ 27.149	25	43 S. JESPERSEN 21.979
26	50 D. VOSTATEK 27.291	26	51 A. SARMOON 21.984
27	3 R. DE ROSA 27.339	27	72 Y. RUIZ 21.999
28	43 S. JESPERSEN 27.343	28	27 K. TOBA 22.051
29	31 A. SCJARRETTA 27.392	29	39 K. KEANKUM 22.210
30	74 P. BIESIEKIRSKI 27.404	30	3 R. DE ROSA 22.239
31	25 M. BRENNER 27.515	31	89 K. BIN PAWI 22.262
32	39 K. KEANKUM 27.605	32	31 A. SCJARRETTA 22.295
33	89 K. BIN PAWI 27.675	33	68 L. POWER 22.411
34	68 L. POWER 27.687	34	25 M. BRENNER 22.474

14/06/2024

These data/results cannot be reproduced, stored and/or transmitted in whole or in part by any manner of electronic, mechanical, photocopying, recording, broadcasting or otherwise now known or herein after developed without the previous express consent by the copyright owner, except for reproduction in daily press and regular printed publications on sale to the public within 60 days of the event related to those data/results and always provided that copyright symbol appears together as follows below.

© DORNA WSBK ORGANIZATION Srl 2024



Pirelli Emilia-Romagna Round, 14-16 June 2024
Ideal Times Tissot Superpole

Misano Circuit Sic 58.4.226 m

No.	Rider	Nat	Bike	Seg. 1	Seg. 2	Seg. 3	Seg. 4	Ideal Time		
				Diff. 1	Diff. 2	Diff. 3	Diff. 4	Best Lap	Pos.	Diff.
1	99 A. HUERTAS	ESP	Ducati Panigale V2	26.587 +0.081	22.001 +0.032	26.613 +0.019	21.572	1'36.773 1'36.905	2	0.132
2	55 Y. MONTELLA	ITA	Ducati Panigale V2	26.498	22.197	26.531	21.650	1'36.876 1'36.876	1	
3	62 S. MANZI	ITA	Yamaha YZF R6	26.436 +0.061	22.289 +0.183	26.787 +0.015	21.640 +0.078	1'37.152 1'37.489	3	0.337
4	53 V. DEBISE	FRA	Yamaha YZF R6	26.588 +0.028	22.333 +0.104	26.777	21.702 +0.026	1'37.400 1'37.558	4	0.158
5	66 N. TUULI	FIN	Ducati Panigale V2	26.656	22.386 +0.095	26.884	21.612	1'37.538 1'37.633	5	0.095
6	64 F. CARICASULO	ITA	MV Agusta F3 800 RR	26.721	22.305 +0.043	26.906 +0.165	21.666	1'37.598 1'37.806	7	0.208
7	61 C. ONCU	TUR	Kawasaki ZX-6R	26.499	22.573 +0.063	26.896	21.632	1'37.600 1'37.663	6	0.063
8	40 S. CORSI	ITA	Ducati Panigale V2	26.695 +0.021	22.450	27.102 +0.040	21.624 +0.061	1'37.871 1'37.993	11	0.122
9	32 D. BAYLISS	AUS	Ducati Panigale V2	26.857	22.361	26.902	21.754 +0.002	1'37.874 1'37.876	8	0.002
10	54 B. SOFUOGLU	TUR	MV Agusta F3 800 RR	26.983 +0.023	22.346 +0.042	26.773	21.779 +0.103	1'37.881 1'38.049	13	0.168
11	28 G. VAN STRAALLEN	NED	Yamaha YZF R6	26.652	22.553	26.909 +0.041	21.799 +0.129	1'37.913 1'38.083	14	0.170
12	23 M. SCHROETTER	GER	MV Agusta F3 800 RR	26.851 +0.035	22.382 +0.062	26.938	21.745 +0.028	1'37.916 1'38.041	12	0.125
13	13 L. OTTAVIANI	ITA	MV Agusta F3 800 RR	26.888	22.318 +0.047	26.943	21.767	1'37.916 1'37.963	10	0.047
14	9 J. NAVARRO	ESP	Ducati Panigale V2	26.752 +0.027	22.364	26.978	21.831	1'37.925 1'37.952	9	0.027
15	94 L. MAHIAS	FRA	Yamaha YZF R6	26.531	22.557 +0.170	27.030	21.854	1'37.972 1'38.142	16	0.170
16	17 J. MCPHEE	GBR	Triumph Street Triple RS 765	26.650	22.544 +0.012	26.982 +0.055	21.848	1'38.024 1'38.091	15	0.067
17	5 N. ANTONELLI	ITA	Ducati Panigale V2	26.765	22.529 +0.025	26.957	21.776 +0.092	1'38.027 1'38.144	17	0.117
18	19 G. GIANNINI	ITA	Kawasaki ZX-6R	26.679	22.655 +0.050	26.990	21.778	1'38.102 1'38.152	18	0.050
19	69 T. BOOTH-AMOS	GBR	Triumph Street Triple RS 765	26.779	22.576	26.998 +0.114	21.753	1'38.106 1'38.220	19	0.114
20	71 T. EDWARDS	AUS	Ducati Panigale V2	26.939 +0.026	22.330 +0.029	27.058 +0.030	21.818 +0.015	1'38.145 1'38.245	20	0.100
21	7 L. BALDASSARRI	ITA	Triumph Street Triple RS 765	26.804	22.605 +0.159	27.112 +0.110	21.820 +0.003	1'38.341 1'38.613	21	0.272
22	22 F. FULIGNI	ITA	Ducati Panigale V2	26.999 +0.079	22.557	27.072	21.913 +0.087	1'38.541 1'38.707	22	0.166
23	72 Y. RUIZ	ESP	Yamaha YZF R6	26.902 +0.105	22.602	27.149	21.999 +0.020	1'38.652 1'38.777	23	0.125
24	27 K. TOBA	JPN	Honda CBR600RR	26.940 +0.122	22.793 +0.057	27.074 +0.011	22.051	1'38.858 1'39.048	25	0.190
25	51 A. SARMOON	THA	Yamaha YZF R6	27.038 +0.209	22.780 +0.226	27.124	21.984	1'38.926 1'39.361	27	0.435
26	50 D. VOSTATEK	CZE	Triumph Street Triple RS 765	27.048	22.797	27.291	21.858	1'38.994 1'38.994	24	
27	74 P. BIESIEKIRSKI	POL	Ducati Panigale V2	27.183 +0.016	22.615 +0.117	27.404 +0.075	21.917	1'39.119 1'39.327	26	0.208
28	43 S. JESPERSEN	DEN	Kawasaki ZX-6R	27.151 +0.178	22.713	27.343	21.979 +0.082	1'39.186 1'39.446	28	0.260
29	31 A. SCJARRETTA	ITA	Ducati Panigale V2	27.222	22.924 +0.042	27.392	22.295 +0.005	1'39.833 1'39.880	29	0.047
30	3 R. DE ROSA	ITA	QJMOTOR SRK 800 RR	27.314	23.182	27.339	22.239 +0.140	1'40.074 1'40.214	30	0.140
31	89 K. BIN PAWI	MAS	Honda CBR600RR	27.122 +0.084	23.016 +0.187	27.675 +0.012	22.262 +0.018	1'40.075 1'40.376	31	0.301
32	39 K. KEANKUM	THA	Yamaha YZF R6	27.351 +0.123	22.959 +0.132	27.605	22.210 +0.244	1'40.125 1'40.624	33	0.499
33	68 L. POWER	AUS	MV Agusta F3 800 RR	27.418 +0.187	22.855	27.687 +0.021	22.411	1'40.371 1'40.579	32	0.208
34	25 M. BRENNER	SUI	Kawasaki ZX-6R	27.655 +0.106	23.304 +0.020	27.515 +0.141	22.474 +0.043	1'40.948 1'41.258	34	0.310
Overall Ideal Time				26.436	22.001	26.531	21.572	1'36.540		

14/06/2024

These data/results cannot be reproduced, stored and/or transmitted in whole or in part by any manner of electronic, mechanical, photocopying, recording, broadcasting or otherwise now known or herein after developed without the previous express consent by the copyright owner, except for reproduction in daily press and regular printed publications on sale to the public within 60 days of the event related to those data/results and always provided that copyright symbol appears together as follows below.

© DORNA WSBK ORGANIZATION Srl 2024

FIGR PERUGIA TIMING



Pirelli Emilia-Romagna Round, 14-16 June 2024
Chronological Analysis Tissot Superpole

Misano Circuit Sic 58 4.226 m

1 / 6

1° 55 Y. MONTELLA [1'36.876]							
Lap	Seg.1	Seg.2	Seg.3	Seg.4	Lap Time	km/h	Local Time
1		22.695	27.058	21.883		235,8	
2	26.860	22.461	26.827	21.925	1'38.073	236,8	16:03'24.966
3	26.755	22.434	26.963	21.837	1'37.989	236,3	16:05'02.955
4	26.744	22.417	26.908	21.793	1'37.862	237,4	16:06'40.817
5	26.704	22.403	26.881	21.721	1'37.709	237,9	16:08'18.526
6	26.667	22.376	26.799	21.726	1'37.568	237,9	16:09'56.094
7	26.711	22.327	26.735	21.746	1'37.519	237,4	16:11'33.613
8	26.887	23.274	27.169	9'18.793	10'36.123CP	236,8	16:22'09.736
9	47.649	23.064	27.113	22.064	1'59.890P	237,4	16:24'09.626
10	26.575	22.406	26.563	21.769	1'37.313	237,4	16:25'46.939
11	26.588	22.618	26.761	21.712	1'37.679	237,4	16:27'24.618
12	26.567	22.294	26.621	21.676	1'37.158	237,4	16:29'01.776
13	28.622	23.188	27.020	3'15.672	4'34.502CP	238,4	16:33'36.278
14	42.237	22.779	27.592	22.044	1'54.652P	237,4	16:35'30.930
15	26.550	22.417	26.631	21.663	1'37.261C	239,5	16:37'08.191
16	26.665	22.227	26.832	22.203	1'37.927	238,9	16:38'46.118
17	26.498	22.197	26.531	21.650	1'36.876	238,9	16:40'22.994

4	26.794	22.481	26.935	21.702	1'37.912	234,8	16:06'46.665
5	26.859	23.054	27.045	21.844	1'38.802	234,8	16:08'25.467
6	26.696	22.561	26.922	21.771	1'37.950	235,3	16:10'03.417
7	26.662	22.498	26.975	21.805	1'37.940	233,8	16:11'41.357
8	26.898	22.404	27.090	21.809	1'38.201C	234,8	16:13'19.558
9	26.712	22.592	26.974	21.859	1'38.137	233,8	16:14'57.695
10	26.882	22.526	27.084	7'14.768	8'31.260P	233,8	16:23'28.955
11	43.182	23.483	29.457	23.439	1'59.561P	219,1	16:25'28.516
12	26.876	22.410	27.125	22.082	1'38.493	234,3	16:27'07.009
13	26.822	22.333	26.993	23.500	1'39.648C	234,8	16:28'46.657
14	26.616	22.437	26.777	21.728	1'37.558	235,8	16:30'24.215
15	29.089	23.614	30.259	2'37.405	4'00.367CP	169,8	16:34'24.582
16	41.595	23.116	27.182	21.921	1'53.814P	233,3	16:36'18.396
17	26.620	22.701	26.953	21.817	1'38.091C	235,3	16:37'56.487
18	26.653	22.408	26.879	21.745	1'37.685	234,8	16:39'34.172
19	26.588	22.384	26.787	21.839	1'37.598	235,3	16:41'11.770

2° 99 A. HUERTAS [1'36.905]							
Lap	Seg.1	Seg.2	Seg.3	Seg.4	Lap Time	km/h	Local Time
1							
2	41.603	22.545	26.792	21.756	1'52.696P	238,9	16:01'58.851
3	26.700	22.184	26.741	21.776	1'37.401	240,5	16:03'36.252
4			34.118	14'54.891	18'07.407P	177,0	16:21'43.659
5	42.050	22.377	26.692	21.739	1'52.858P	240,0	16:23'36.517
6	26.608	22.038	27.607	21.635	1'37.888C	237,9	16:25'14.405
7	26.636	22.125	26.613	21.639	1'37.013	237,9	16:26'51.418
8	26.587	22.001	26.690	21.565	1'36.843C	237,9	16:28'28.261
9	26.668	22.033	26.632	21.572	1'36.905	238,9	16:30'05.166
10	27.885	22.579	29.824	7'39.370	8'59.658CP	201,9	16:39'04.824
11	44.755	24.800	29.969	21.590	2'01.114P	239,5	16:41'05.938

5° 66 N. TUULI [1'37.633]							
Lap	Seg.1	Seg.2	Seg.3	Seg.4	Lap Time	km/h	Local Time
1		24.029	28.190	22.599		233,3	
2	31.105	26.191	27.707	22.225	1'47.228	231,8	16:03'41.499
3	27.070	22.850	27.189	23.121	1'40.230	234,3	16:05'21.729
4	27.052	23.066	27.203	22.077	1'39.398	233,3	16:07'01.127
5	26.949	22.761	26.989	22.081	1'38.780	233,8	16:08'39.907
6	31.703	22.791	27.223	22.275	1'43.992C	233,3	16:10'23.899
7	26.878	22.630	29.657	5'56.765	7'15.930P	224,5	16:17'39.829
8	45.211	24.210	27.603	22.173	1'59.197P	229,8	16:19'39.026
9	26.969	25.706	31.842	22.727	1'47.244	218,2	16:21'26.270
10	26.919	22.552	26.964	21.836	1'38.271	235,8	16:23'04.541
11	26.954	22.386	28.250	3'35.494	4'53.084P	229,8	16:27'57.625
12	42.412	22.874	27.120	22.236	1'54.642P	232,3	16:29'52.267
13	26.965	22.559	27.020	21.772	1'38.316	231,3	16:31'30.583
14	27.145	22.541	27.271	2'18.098	3'35.055P	232,3	16:35'05.638
15	42.893	23.002	27.048	21.871	1'54.814P	230,8	16:37'00.452
16	26.656	22.481	26.884	21.612	1'37.633	232,3	16:38'38.085
17	26.877	22.508	28.827	21.983	1'40.195	192,5	16:40'18.280

3° 62 S. MANZI [1'37.489]							
Lap	Seg.1	Seg.2	Seg.3	Seg.4	Lap Time	km/h	Local Time
1							
2	53.720	23.621	27.405	21.939	2'06.685P	230,8	16:03'01.656
3	26.679	22.670	27.009	21.720	1'38.078	231,8	16:04'39.734
4	26.593	22.507	26.876	21.767	1'37.743	233,3	16:06'17.477
5	26.497	22.472	26.802	21.718	1'37.489	233,3	16:07'54.966
6	28.273	25.944	28.089	37.044	1'59.350CP	233,8	16:09'54.316
7					3'22.418P		16:13'16.734
8	52.311	23.127	27.141	21.904	2'04.483P	229,8	16:15'21.217
9	26.643	22.768	26.879	21.765	1'38.055	232,3	16:16'59.272
10	28.947	23.068	27.102	21.771	1'40.888	231,8	16:18'40.160
11	26.661	22.524	27.368	22.896	1'39.449	232,3	16:20'19.609
12	26.949	22.453	27.058	21.782	1'38.242	233,3	16:21'57.851
13	26.729	22.481	26.883	25.511	1'41.604	234,3	16:23'39.455
14	31.016	27.656	27.920	37.759	2'04.351CP	232,8	16:25'43.806
15					6'49.699P		16:32'33.505
16	50.031	23.058	27.047	21.784	2'01.920CP	232,8	16:34'35.425
17	26.436	22.437	26.787	21.718	1'37.378C	233,3	16:36'12.803
18	26.495	22.462	26.931	21.699	1'37.587	232,8	16:37'50.390
19	26.531	22.476	26.851	21.640	1'37.498	233,3	16:39'27.888
20	26.524	22.289	26.855	21.902	1'37.570	233,8	16:41'05.458

6° 61 C. ONCU [1'37.663]							
Lap	Seg.1	Seg.2	Seg.3	Seg.4	Lap Time	km/h	Local Time
1		23.174	27.756	22.279		236,3	
2	27.118	22.782	27.155	22.119	1'39.174	231,3	16:03'29.940
3	28.017	22.943	27.094	21.944	1'39.998	232,3	16:05'09.938
4	26.743	22.573	27.003	21.848	1'38.167	233,8	16:06'48.105
5	29.965	23.074	26.953	21.920	1'41.912C	233,8	16:08'30.017
6	28.526	23.969	27.570	35.206	1'55.271P	230,3	16:10'25.288
7	12'07.312	26.054	36.514	22.201	13'32.081P	193,2	16:23'57.369
8	26.812	25.461	27.444	25.201	1'44.918	232,3	16:25'42.287
9	29.667	24.766	27.298	21.930	1'43.661	231,3	16:27'25.948
10	29.999	23.470	27.281	21.994	1'42.744	230,3	16:29'08.692
11	26.888	22.767	27.076	33.688	1'50.419CP	231,8	16:30'59.111
12	4'31.219	25.822	28.752	23.257	5'49.050P	224,1	16:36'48.161
13	26.978	23.620	27.238	22.395	1'40.231	231,3	16:38'28.392
14	26.499	22.636	26.896	21.632	1'37.663	232,3	16:40'06.055

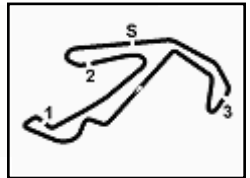
4° 53 V. DEBISE [1'37.558]							
Lap	Seg.1	Seg.2	Seg.3	Seg.4	Lap Time	km/h	Local Time
1		23.228	27.641	23.189		232,8	
2	26.938	22.590	27.024	21.720	1'38.272	235,3	16:03'30.359
3	26.895	22.697	27.062	21.740	1'38.394	233,3	16:05'08.753

7° 64 F. CARICASULO [1'37.806]							
Lap	Seg.1	Seg.2	Seg.3	Seg.4	Lap Time	km/h	Local Time
1		23.994	28.121	22.562		233,3	
2	27.625	24.232	27.272	22.257	1'41.386	237,9	16:03'37.947
3	27.370	22.586	27.402	22.153	1'39.511	246,0	16:05'17.458
4	34.777	22.892	27.462	22.218	1'47.349	237,9	16:07'04.807
5	27.117	22.526	27.043	21.925	1'38.611	238,9	16:08'43.418
6	27.065	22.505	27.219	38.312	1'55.101P	240,5	16:10'38.519
7	5'29.084	23.019	27.606	22.172	6'41.881P	232,3	16:17'20.400

14/06/2024 P = Pits In/Out - C = Lap Time Cancelled

These data/results cannot be reproduced, stored and/or transmitted in whole or in part by any manner of electronic, mechanical, photocopying, recording, broadcasting or otherwise now known or herein after developed without the previous express consent by the copyright owner, except for reproduction in daily press and regular printed publications on sale to the public within 60 days of the event related to those data/results and always provided that copyright symbol appears together as follows below.

© DORNA WSBK ORGANIZATION Srl 2024



Misano Circuit Sic 58.4226 m

Pirelli Emilia-Romagna Round, 14-16 June 2024
Chronological Analysis Tissot Superpole

2 / 6

8	26.959	22.577	27.211	21.782	1'38.529	233,8	16:18'58.929	14	46.913	24.068	28.903	22.140	2'02.024P	225,9	16:32'17.383
9	26.881	22.551	27.110	21.812	1'38.354	234,3	16:20'37.283	15	27.012	22.318	27.111	21.897	1'38.338	236,3	16:33'55.721
10	27.021	22.603	27.327	22.629	1'39.580C	234,8	16:22'16.863	16	26.888	22.365	26.943	21.767	1'37.963	236,8	16:07'03.684
11	26.979	22.455	27.123	21.764	1'38.321	235,3	16:23'55.184	17	27.079	22.770	27.394	21.853	1'39.096	235,3	16:37'12.780
12	27.258	26.577	27.796	38.929	2'00.560P	235,8	16:25'55.744	18	32.332	22.718	28.046	22.709	1'45.805C	234,3	16:38'58.585
13	4'53.071	29.250	27.806	22.003	6'12.130P	233,8	16:32'07.874	19	26.967	22.496	28.598	22.415	1'40.476	227,4	16:40'39.061
14	26.816	22.575	27.261	21.671	1'38.323	233,3	16:33'46.197								
15	26.721	22.348	27.071	21.666	1'37.806	235,3	16:35'24.003								
16	26.854	22.398	26.906	21.876	1'38.034	237,4	16:37'02.037								
17	26.962	22.372	27.412	22.682	1'39.428	241,1	16:38'41.465								
18	26.902	22.305	27.057	21.700	1'37.964	238,4	16:40'19.429								

8° 32 O. BAYLISS (1'37.876)							
Lap	Seg1	Seg2	Seg3	Seg4	Lap Time	km/h	Local Time
1		24.073	28.216	22.484		234,8	
2	28.514	23.248	27.740	22.513	1'42.015	234,8	16:03'35.413
3	27.998	23.068	27.448	22.349	1'40.863	234,8	16:05'16.276
4	27.631	23.015	27.728	22.202	1'40.576	235,8	16:06'56.852
5	27.593	22.776	27.632	22.252	1'40.253	236,8	16:08'37.105
6	27.731	22.781	27.396	22.062	1'39.970	234,3	16:10'17.075
7	28.734	23.457	28.041	6'47.120	8'07.352P	230,8	16:18'24.427
8	43.089	23.122	27.232	22.137	1'55.580P	229,8	16:20'20.007
9	26.911	22.504	27.010	21.754	1'38.179	235,8	16:21'58.186
10	26.857	22.361	26.902	21.756	1'37.876	236,3	16:23'36.062
11	30.440	24.353	27.732	23.235	1'45.760C	233,3	16:25'21.822
12	27.744	23.302	27.918	6'56.795	8'15.759P	231,3	16:33'37.581
13	41.484	23.223	28.304	2'35.498	4'08.509P	230,8	16:37'46.090
14	42.437	23.084	27.267	21.938	1'54.726P	232,3	16:39'40.816
15	26.875	22.598	27.077	22.192	1'38.742	233,3	16:41'19.558

11° 40 S. CORSI (1'37.993)							
Lap	Seg1	Seg2	Seg3	Seg4	Lap Time	km/h	Local Time
1		23.717	28.418	22.245		233,8	
2	27.185	22.772	28.181	22.214	1'40.352	231,8	16:03'46.049
3	26.989	22.454	27.165	21.877	1'38.485C	232,8	16:05'24.534
4	26.988	22.513	27.200	21.963	1'38.664	233,8	16:07'03.198
5	26.993	22.478	27.110	21.624	1'38.205	234,3	16:08'41.403
6	27.827	23.104	27.682	35.409	1'54.022P	231,3	16:10'35.425
7	4'28.777	23.398	27.936	22.084	5'42.195P	225,9	16:16'17.620
8	26.883	22.632	27.336	21.793	1'38.644	228,3	16:17'56.264
9	26.793	22.620	27.224	21.799	1'38.436	228,8	16:19'34.700
10	30.030	22.903	27.399	21.727	1'42.059	230,3	16:21'16.759
11	26.890	22.466	27.102	21.735	1'38.193	230,8	16:22'54.952
12	27.334	22.897	27.654	35.711	1'53.596P	229,8	16:24'48.548
13	4'38.143	23.498	28.045	22.830	5'52.516CP	225,0	16:30'41.064
14	27.079	22.868	27.911	21.819	1'39.677	225,9	16:32'20.741
15	26.695	22.601	27.145	21.725	1'38.166	229,8	16:33'58.907
16	26.716	22.450	27.142	21.685	1'37.993	230,3	16:35'36.900
17	27.156	22.606	27.372	21.742	1'38.876	230,3	16:37'15.776
18	27.361	22.569	27.260	21.777	1'38.967	229,8	16:38'54.743
19	26.898	22.464	27.306	21.786	1'38.454	230,8	16:40'33.197

9° 9 J. NAVARRO (1'37.952)							
Lap	Seg1	Seg2	Seg3	Seg4	Lap Time	km/h	Local Time
1							
2	45.116	24.149	28.018	22.224	1'59.507P	235,3	16:02'04.895
3	27.270	23.188	27.596	5'59.914	7'17.968P	238,9	16:09'22.863
4	43.740	23.073	27.479	22.219	1'56.511P	233,8	16:11'19.374
5	27.048	22.884	27.250	22.101	1'39.283C	235,3	16:12'58.657
6	26.987	22.691	27.131	22.012	1'38.821	234,8	16:14'37.478
7	26.962	23.709	27.796	7'02.551	8'21.018P	237,4	16:22'58.496
8	43.491	23.279	27.345	22.208	1'56.323P	234,8	16:24'54.819
9	27.070	22.682	27.665	21.911	1'39.328	236,3	16:26'34.147
10	26.874	22.495	27.022	21.925	1'38.316	235,8	16:28'12.463
11	26.885	22.768	27.416	5'02.377	6'19.446P	235,3	16:34'31.909
12	43.757	22.888	27.321	22.119	1'56.085P	234,3	16:36'27.994
13	26.790	22.461	27.057	21.794	1'38.102C	235,3	16:38'06.096
14	26.779	22.364	26.978	21.831	1'37.952	237,4	16:39'44.048
15	26.752	22.397	27.248	21.975	1'38.372	235,8	16:41'22.420

12° 23 M. SCHROETTER (1'38.041)							
Lap	Seg1	Seg2	Seg3	Seg4	Lap Time	km/h	Local Time
1		23.383	31.780	22.392		188,8	
2	27.307	22.606	27.051	21.878	1'38.842	235,8	16:06'20.513
3	27.111	22.569	27.005	21.773	1'38.458	236,8	16:07'58.971
4	27.073	22.457	27.192	21.823	1'38.545	234,8	16:09'37.516
5	27.063	22.421	27.139	21.757	1'38.380	233,8	16:11'15.896
6	26.991	22.867	28.763	34.856	1'53.477CP	225,5	16:13'09.373
7	7'58.085	22.858	27.478	21.884	9'10.305P	232,3	16:22'19.678
8	26.960	22.425	27.401	21.807	1'38.593	236,3	16:23'58.271
9	26.886	22.444	26.938	21.773	1'38.041	235,8	16:25'36.312
10	26.851	22.382	27.071	38.395	1'54.699P	235,8	16:27'31.011
11	4'50.774	23.055	27.426	22.019	6'03.274P	231,3	16:33'34.285
12	26.968	22.500	27.108	21.779	1'38.355	234,8	16:35'12.640
13	27.087	22.450	27.011	21.745	1'38.293	235,8	16:36'50.933
14	26.981	27.830	31.553	21.913	1'48.277	200,4	16:38'39.210
15	27.083	22.474	27.032	21.856	1'38.445	237,9	16:40'17.655

10° 13 L. OTTAVIANI (1'37.963)							
Lap	Seg1	Seg2	Seg3	Seg4	Lap Time	km/h	Local Time
1							
2	44.239	23.994	28.605	22.114	1'58.952CP	237,4	16:02'05.092
3	27.382	22.579	27.240	22.069	1'39.270	236,8	16:03'44.362
4	27.105	22.463	27.080	21.973	1'38.621C	237,4	16:05'22.983
5	27.111	22.557	27.163	22.017	1'38.848	238,9	16:07'01.831
6	27.106	22.418	27.093	21.866	1'38.483	238,9	16:08'40.314
7	32.107	23.029	30.105	5'52.061	7'17.302P	222,7	16:15'57.616
8	45.308	24.592	27.435	22.220	1'59.555CP	235,3	16:17'57.171
9	27.095	22.367	27.236	22.164	1'38.862	234,8	16:19'36.033
10	26.945	22.399	27.256	21.860	1'38.460	232,3	16:21'14.493
11	26.979	22.978	29.524	21.975	1'41.456	226,4	16:22'55.949
12	27.009	22.455	28.153	22.852	1'40.469	224,5	16:24'36.418
13	26.936	22.512	28.931	4'20.562	5'38.941P	220,9	16:30'15.359

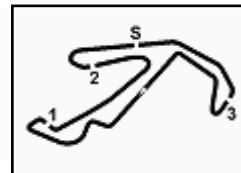
13° 54 B. SOFUOGLU (1'38.049)							
Lap	Seg1	Seg2	Seg3	Seg4	Lap Time	km/h	Local Time
1		23.930	28.200	22.357		237,4	
2	27.753	22.804	27.246	21.991	1'39.794	235,3	16:03'33.293
3	27.383	22.608	26.982	21.835	1'38.808	234,8	16:05'12.101
4	27.011	22.499	26.897	21.849	1'38.256	235,3	16:06'50.357
5	27.135	22.527	26.846	21.859	1'38.367	235,8	16:08'28.724
6	27.037	22.467	26.881	21.889	1'38.274	235,8	16:10'06.998
7	31.019	23.114	27.120	39.733	2'00.986CP	234,8	16:12'07.984
8	4'41.835	23.065	27.823	22.468	5'55.191P	232,3	16:18'03.175
9	30.752	23.897	27.693	22.144	1'44.486	236,8	16:19'47.661
10	27.081	22.585	26.915	21.779	1'38.360	234,3	16:21'26.021
11	26.983	22.448	26.953	21.952	1'38.336	234,8	16:23'04.357
12	26.998	22.364	26.968	21.956	1'38.286	234,3	16:24'42.643
13	27.012	22.513	26.972	21.882	1'38.379	234,3	16:26'21.022
14	30.686	24.499	28.267	35.185	1'58.637CP	235,3	16:28'19.659

14/06/2024 P = Pits In/Out - C = Lap Time Cancelled

These data/results cannot be reproduced, stored and/or transmitted in whole or in part by any manner of electronic, mechanical, photocopying, recording, broadcasting or otherwise now known or herein after developed without the previous express consent by the copyright owner, except for reproduction in daily press and regular printed publications on sale to the public within 60 days of the event related to those data/results and always provided that copyright symbol appears together as follows below.

© DORNA WSBK ORGANIZATION Srl 2024





Pirelli Emilia-Romagna Round, 14-16 June 2024
Chronological Analysis Tissot Superpole

14° 28 G. VAN STRAALEN [1'38.083]								17° 5 N. ANTONELLI [1'38.144]							
Lap	Seg1	Seg2	Seg3	Seg4	Lap Time	km/h	Local Time	Lap	Seg1	Seg2	Seg3	Seg4	Lap Time	km/h	Local Time
1								1							
2	45.038	23.598	27.755	22.294	1'58.685P	230,3	16:02'21.307	2	45.852	24.024	29.959	23.728	2'03.563P	228,8	16:02'27.703
3	27.309	22.797	27.281	22.022	1'39.409	230,8	16:04'00.716	3	27.698	23.075	27.496	22.286	1'40.555	232,8	16:04'08.258
4	27.103	22.723	27.319	22.188	1'39.333C	231,3	16:05'40.049	4	27.290	22.881	27.351	22.134	1'39.656C	232,3	16:05'47.914
5	27.619	22.770	27.243	22.070	1'39.702C	230,3	16:07'19.751	5	27.183	22.887	27.336	22.065	1'39.471C	232,3	16:07'27.385
6	27.189	22.774	27.117	21.978	1'39.058	232,8	16:08'58.809	6	27.541	23.015	27.227	22.160	1'39.943P	233,3	16:09'07.328
7	27.122	23.332	27.972	22.173	1'40.599	229,3	16:10'39.408	7	27.088	22.665	27.122	21.951	1'38.826	233,3	16:10'46.154
8	26.913	22.775	27.393	21.916	1'38.997	230,3	16:12'18.405	8	28.714	23.484	27.757	7'21.631	8'41.586CP	232,8	16:19'27.740
9	27.067	22.581	27.042	21.944	1'38.634	232,8	16:13'57.039	9	50.577	23.800	27.837	22.201	2'04.415P	228,8	16:21'32.155
10	27.328	22.900	27.420	5'50.879	7'08.527P	229,3	16:21'05.566	10	27.136	22.656	27.054	21.883	1'38.729	231,8	16:23'10.884
11	48.966	23.211	27.057	21.865	2'01.099P	230,8	16:23'06.665	11	26.884	22.544	26.961	22.002	1'38.391	233,3	16:24'49.275
12	26.758	22.603	26.909	21.876	1'38.146	233,8	16:24'44.811	12	29.779	22.790	27.238	22.060	1'41.867C	229,8	16:26'31.142
13	26.652	22.553	26.950	21.928	1'38.083	231,8	16:26'22.894	13	27.014	22.778	27.228	6'17.139	7'34.159P	231,3	16:34'05.301
14	26.733	22.663	27.004	21.799	1'38.199	229,8	16:28'01.093	14	44.407	23.484	27.827	22.127	1'57.845P	227,4	16:36'03.146
15	26.843	22.658	27.998	45.026	2'02.525P	229,8	16:30'03.618	15	26.846	22.529	27.022	21.776	1'38.173	230,8	16:37'41.319
16					4'04.935P		16:34'08.553	16	27.966	23.246	27.528	22.222	1'40.962	230,3	16:39'22.281
17	47.954	22.887	28.663	21.960	2'01.464P	220,9	16:36'10.017	17	26.765	22.554	26.957	21.868	1'38.144	232,3	16:41'00.425
18	50.120	30.611	27.705	36.272	2'24.708P	229,3	16:38'34.725								
19	1'09.351	23.385	27.689	22.323	2'22.748P	229,3	16:40'57.473								

15° 17 J. MCPHEE [1'38.091]								18° 19 G. GIANNINI [1'38.152]							
Lap	Seg1	Seg2	Seg3	Seg4	Lap Time	km/h	Local Time	Lap	Seg1	Seg2	Seg3	Seg4	Lap Time	km/h	Local Time
1		23.656	28.179	22.808		236,3		1		23.942	27.942	22.696		229,3	
2	27.270	22.850	27.317	24.893	1'42.330	236,8	16:03'48.974	2	27.412	22.979	27.641	22.121	1'40.153	231,8	16:03'35.570
3	28.623	24.249	28.432	22.408	1'43.712C	230,8	16:05'32.686	3	27.226	23.096	27.257	22.067	1'39.646	232,3	16:05'15.216
4	34.045	24.345	27.529	22.487	1'48.406C	234,3	16:07'21.092	4	27.440	23.419	27.643	22.163	1'40.665	231,3	16:06'55.881
5	27.067	22.709	27.126	22.091	1'38.993	235,8	16:09'00.085	5	27.229	22.978	27.352	22.299	1'39.858	233,8	16:08'35.739
6	26.930	22.558	27.175	22.125	1'38.788	235,8	16:10'38.873	6	29.717	23.483	29.228	38.796	2'01.224CP	230,3	16:10'36.963
7	28.372	23.180	27.423	21.993	1'40.968	233,8	16:12'19.841	7	6'02.068	24.575	28.634	25.513	7'20.790P	229,3	16:17'57.753
8	26.872	22.676	26.982	21.876	1'38.406	236,8	16:13'58.247	8	26.847	22.973	27.208	22.026	1'39.054	231,3	16:19'36.807
9	28.328	23.233	27.735	36.473	1'55.769P	230,8	16:15'54.016	9	26.853	22.744	27.189	21.886	1'38.672C	231,8	16:21'15.479
10	15'17.710	23.252	27.492	21.992	16'30.446P	229,8	16:32'24.462	10	26.771	22.780	27.259	21.895	1'38.705	229,8	16:22'54.184
11	26.946	22.788	27.217	22.104	1'39.055	232,3	16:34'03.517	11	28.972	23.000	27.956	34.812	1'54.740P	232,8	16:24'48.924
12	26.962	23.547	33.779	22.453	1'46.741	158,6	16:35'50.258	12	4'37.984	23.638	28.054	22.810	5'52.486CP	228,8	16:30'41.410
13	26.650	22.556	27.037	21.848	1'38.091	234,3	16:37'28.349	13	26.887	24.156	27.555	22.020	1'40.618	233,8	16:32'22.028
14	27.613	22.703	27.235	21.984	1'39.535	232,8	16:39'07.884	14	26.843	22.655	27.024	21.906	1'38.428	233,3	16:34'00.456
15	26.819	22.544	27.237	21.996	1'38.596	231,3	16:40'46.480	15	26.679	22.705	26.990	21.778	1'38.152	233,8	16:35'38.608

16° 94 L. MAHIAS [1'38.142]								19° 69 T. BOOTH-AMOS [1'38.220]							
Lap	Seg1	Seg2	Seg3	Seg4	Lap Time	km/h	Local Time	Lap	Seg1	Seg2	Seg3	Seg4	Lap Time	km/h	Local Time
1								1		23.403	28.157	23.440		238,9	
2	42.370	23.742	27.520	22.251	1'55.883P	227,4	16:02'32.483	2	27.219	22.773	27.252	22.396	1'39.640	238,9	16:03'47.103
3	27.022	23.020	27.260	21.977	1'39.279	229,3	16:04'11.762	3	26.994	22.669	26.998	22.214	1'38.875C	237,9	16:05'25.978
4	26.882	22.803	27.032	22.078	1'38.795C	230,3	16:05'50.557	4	27.054	22.660			1'49.993	238,9	16:07'15.971
5	30.774	23.783	27.642	3'58.494	5'20.693CP	228,3	16:11'11.250	5	27.354	22.681	27.202	22.142	1'39.379	234,3	16:08'55.350
6	46.307	25.390	28.579	22.003	2'02.279CP	210,5	16:13'13.529	6	27.020	22.645	27.276	21.963	1'38.904	234,3	16:10'34.254
7	26.531	22.727	27.030	21.854	1'38.142	227,4	16:14'51.671	7	30.296	27.121	28.069	36.669	2'02.155CP	231,8	16:12'36.409
8	33.893	22.727	27.046	22.047	1'45.713C	229,8	16:16'37.384	8	6'17.354	25.818	28.019	23.636	7'34.827P	232,8	16:20'11.236
9	26.679	22.557	27.250	21.971	1'38.457	229,8	16:18'15.841	9	27.181	23.260	32.414	24.625	1'47.480	217,3	16:21'58.716
10	26.780	22.809	27.161	21.980	1'38.730	229,3	16:19'54.571	10	27.267	22.665	27.239	21.990	1'39.161	235,8	16:23'37.877
11	26.917	22.788	27.245	5'29.601	6'46.551P	230,8	16:26'41.122	11	26.972	22.705	27.213	21.960	1'38.850	232,8	16:25'16.727
12	47.916	25.417	29.433	24.208	2'06.974CP	226,4	16:28'48.096	12	27.013	22.802	27.304	22.008	1'39.127	232,3	16:26'55.854
13			30.686			225,5		13	30.541	25.584	28.700	34.869	1'59.694CP	229,8	16:28'55.548
								14	4'51.565	29.424	32.454	24.147	6'17.590P	213,4	16:35'13.138
								15	27.119	22.834	27.096	22.016	1'39.065	233,3	16:36'52.203
								16	26.818	22.600	27.137	21.818	1'38.373	232,8	16:38'30.576
								17	26.779	22.576	27.112	21.753	1'38.220	233,8	16:40'08.796

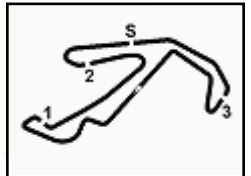
20° 71 T. EDWARDS [1'38.245]							
Lap	Seg1	Seg2	Seg3	Seg4	Lap Time	km/h	Local Time
1							
2							
3							
4							
5							
6							
7							
8							
9							
10							
11							
12							
13							
14							
15							
16							
17							
18							
19							
20							

14/06/2024 P = Pits In/Out - C = Lap Time Cancelled

These data/results cannot be reproduced, stored and/or transmitted in whole or in part by any manner of electronic, mechanical, photocopying, recording, broadcasting or otherwise now known or herein after developed without the previous express consent by the copyright owner, except for reproduction in daily press and regular printed publications on sale to the public within 60 days of the event related to those data/results and always provided that copyright symbol appears together as follows below.

© DORNA WSBK ORGANIZATION Srl 2024





Pirelli Emilia-Romagna Round, 14-16 June 2024
Chronological Analysis Tissot Superpole

Misano Circuit Sic 58 4.226 m

4 / 6

1		24.562	29.379	22.695		228,8		2	43.074	23.480	27.816	22.286	1'56.656P	228,8	16:03'05.187
2	27.727	22.896	28.162	22.966	1'41.751	238,4	16:03'36.593	3	27.111	22.821	27.353	22.034	1'39.319	230,3	16:04'44.506
3	28.022	22.701	27.369	22.487	1'40.579	238,4	16:05'17.172	4	27.020	22.844	27.347	22.066	1'39.277	231,8	16:06'23.783
4	27.616	22.746	27.329	22.017	1'39.708	239,5	16:06'56.880	5	26.984	22.796	27.260	22.059	1'39.099	231,8	16:08'02.882
5	27.282	22.710	27.689	21.970	1'39.651	237,4	16:08'36.531	6	27.131	22.891	27.624	6'10.124	7'27.770P	231,3	16:15'30.652
6	29.402	23.197	28.233	6'27.347	7'48.179P	235,3	16:16'24.710	7	46.558	23.994	27.856	22.538	2'00.946P	229,8	16:17'31.598
7	43.774	23.396	28.597	22.332	1'58.099P	231,8	16:18'22.809	8	26.911	22.792	27.271	22.281	1'39.255	231,3	16:19'10.853
8	27.357	22.750	28.418	22.582	1'41.107	225,9	16:20'03.916	9	26.924	22.650	27.354	22.095	1'39.023	231,8	16:20'49.876
9	27.117	22.644	27.274	21.866	1'38.901	234,8	16:21'42.817	10	27.004	22.602	27.373	22.035	1'39.014	231,8	16:22'28.890
10	27.064	22.330	27.317	21.818	1'38.529	234,8	16:23'21.346	11	26.986	23.170	28.441	22.458	1'41.055	230,3	16:24'09.945
11	27.035	22.476	27.445	21.820	1'38.776	235,8	16:25'00.122	12	27.007	22.602	27.149	22.019	1'38.777	233,8	16:25'48.722
12	29.815	23.630	28.222	30.231	1'51.898	233,3	16:26'52.020	13	27.945	23.113	27.975	5'25.209	6'44.242CP	230,3	16:32'32.964
13	27.026	22.457	27.231	5'36.767	6'53.481P	235,3	16:33'45.501	14	47.724	24.132	28.453	22.557	2'02.866P	228,8	16:34'35.830
14	44.749	25.071	31.712	22.231	2'03.763P	234,8	16:35'49.264	15	26.976	22.794	27.465	22.125	1'39.360	231,8	16:36'15.190
15	26.939	22.476	27.058	22.096	1'38.569	234,8	16:37'27.833	16	26.902	22.627	27.513	24.745	1'41.787C	231,8	16:37'56.977
16	26.965	22.359	27.088	21.833	1'38.245	235,3	16:39'06.078	17	27.084	22.708	27.351	21.999	1'39.142	231,8	16:39'36.119
17	26.941	22.506	28.438	23.599	1'41.484	232,8	16:40'47.562	18	27.124	22.661	27.407	22.286	1'39.478	231,8	16:41'15.597

21° 7 L. BALDASSARRI [1'38.613]								24° 50 D. VOSTATEK [1'38.994]							
Lap	Seg.1	Seg.2	Seg.3	Seg.4	Lap Time	km/h	Local Time	Lap	Seg.1	Seg.2	Seg.3	Seg.4	Lap Time	km/h	Local Time
1		23.637	27.824	22.252		229,8		1		24.056	28.522	22.858		236,8	
2	27.286	22.804	27.437	22.055	1'39.582	231,3	16:04'01.126	2	27.907	23.119	27.603	22.434	1'41.063	234,8	16:03'36.258
3	27.147	22.831	27.402	21.983	1'39.363C	230,3	16:05'40.489	3	27.577	23.123	27.481	22.306	1'40.487	235,8	16:05'16.745
4	27.455	22.818	27.362	22.044	1'39.679C	229,8	16:07'20.168	4	1'07.246	24.554	29.318	36.800	2'37.918CP	225,0	16:07'54.663
5	27.169	22.832	27.112	21.959	1'39.072	232,8	16:08'59.240	5	9'19.071	23.474	27.792	22.328	10'32.645P	229,3	16:18'27.308
6	27.001	22.772	27.474	22.044	1'39.291	228,8	16:10'38.531	6	28.303	23.364	28.305	24.348	1'44.320	230,8	16:20'11.628
7	27.202	23.599	27.628	21.938	1'40.367	230,8	16:12'18.898	7	27.521	23.031	30.878	22.233	1'43.663	229,8	16:21'55.291
8	27.009	22.880	27.248	22.004	1'39.141	231,3	16:13'58.039	8	27.345	22.972	27.503	22.055	1'39.875	232,3	16:23'35.166
9	31.026	23.352	28.244	37.932	2'00.554CP	225,9	16:15'58.593	9	29.330	23.558	28.551	36.034	1'57.473CP	231,8	16:25'32.639
10	6'30.905	29.388	33.756	23.081	7'57.130P	193,5	16:23'55.723	10	5'00.721	23.138	27.641	22.943	6'14.443P	229,8	16:31'47.082
11	27.144	25.616	27.364	22.072	1'42.196	229,8	16:25'37.919	11	27.214	22.996	27.322	22.056	1'39.588	230,8	16:33'26.670
12	26.984	22.773	27.271	21.939	1'38.967	229,8	16:27'16.886	12	27.120	23.289	28.754	22.024	1'41.187	228,3	16:35'07.857
13	27.112	22.887	27.500	28.068	1'45.567	227,8	16:29'02.453	13	27.124	22.921	27.343	22.008	1'39.396	230,3	16:36'47.253
14	27.793	23.527	27.553	35.234	1'54.107CP	231,3	16:30'56.560	14	27.241	22.804	27.359	21.921	1'39.325	233,3	16:38'26.578
15	3'17.348	22.902	27.305	21.820	4'29.375P	229,3	16:35'25.935	15	27.048	22.797	27.291	21.858	1'38.994	233,8	16:40'05.572
16	26.804	22.764	27.222	21.823	1'38.613	229,8	16:37'04.548								
17	26.930	22.615	27.241	21.874	1'38.660	230,8	16:38'43.208								
18	26.966	22.605	27.267	21.850	1'38.688	230,8	16:40'21.896								

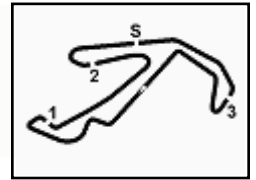
22° 22 F. FULIGNI [1'38.707]								25° 27 K. TOBA [1'39.048]							
Lap	Seg.1	Seg.2	Seg.3	Seg.4	Lap Time	km/h	Local Time	Lap	Seg.1	Seg.2	Seg.3	Seg.4	Lap Time	km/h	Local Time
1								1		25.678	31.659	23.476		220,4	
2	44.957	23.990	28.571	22.677	2'00.195P	230,8	16:02'25.521	2	27.451	23.160	27.221	22.182	1'40.014	235,8	16:04'02.174
3	27.654	22.966	27.486	22.166	1'40.272	233,8	16:04'05.793	3	27.535	23.181	29.167	27.211	1'47.094C	227,4	16:05'49.268
4	30.177	22.973	27.395	22.247	1'42.792C	234,3	16:05'48.585	4	27.322	22.922	27.231	21.989	1'39.464C	237,4	16:07'28.732
5	27.216	22.685	27.204	22.021	1'39.126C	235,3	16:07'27.711	5	27.069	22.939	27.158	22.082	1'39.248	238,9	16:09'07.980
6	27.405	23.312	27.239	22.249	1'40.205	235,8	16:09'07.916	6	27.410	22.793	28.038	22.235	1'40.476	235,8	16:10'48.456
7	27.219	22.629	27.268	22.088	1'39.204	235,3	16:10'47.120	7	28.005	23.361	27.836	34.924	1'54.126CP	234,3	16:12'42.582
8	31.464	23.901	28.372	5'36.258	6'59.995CP	230,8	16:17'47.115	8	6'13.582	24.076	27.949	23.136	7'28.743P	231,3	16:20'11.325
9	45.975	24.233	27.970	23.540	2'01.718P	230,3	16:19'48.833	9	30.185	24.173	28.590	35.715	1'58.663P	230,8	16:22'09.988
10	27.783	23.082	27.794	5'26.559	6'45.218P	231,8	16:26'34.051	10	4'05.008	25.808	29.137	22.670	5'22.623P	230,3	16:27'32.611
11	47.671	23.613	28.164	22.709	2'02.157CP	226,4	16:28'36.208	11	27.699	23.446	28.190	38.216	1'57.551P	231,8	16:29'30.162
12	29.215	23.419	27.566	22.234	1'42.434	231,3	16:30'18.642	12	4'14.996	31.028	30.064	22.947	5'39.035P	226,9	16:35'09.197
13	27.186	22.717	27.302	22.038	1'39.243	231,8	16:31'57.885	13	27.062	22.850	27.085	22.051	1'39.048	234,8	16:36'48.245
14	26.999	22.663	27.221	21.913	1'38.796	232,8	16:33'36.681	14	27.120	23.516	27.467	22.303	1'40.406	234,8	16:38'28.651
15	27.072	22.599	27.148	21.964	1'38.783	232,8	16:35'15.464	15	26.940	22.833	27.074	27.194	1'44.041	236,3	16:40'12.692
16	28.676	23.913	28.498	24.517	1'45.604	230,3	16:37'01.068								
17	27.085	22.636	27.144	21.962	1'38.827	233,3	16:38'39.895								
18	27.078	22.557	27.072	22.000	1'38.707	234,8	16:40'18.602								

23° 72 Y. RUIZ [1'38.777]								26° 74 P. BIESIEKIRSKI [1'39.327]							
Lap	Seg.1	Seg.2	Seg.3	Seg.4	Lap Time	km/h	Local Time	Lap	Seg.1	Seg.2	Seg.3	Seg.4	Lap Time	km/h	Local Time
1								1		23.950	28.190	22.586		229,8	
								2	27.933	23.210	27.786	22.308	1'41.237	232,3	16:03'34.348
								3	27.543	22.989	27.727	22.101	1'40.360	232,3	16:05'14.708
								4	27.749	22.894	27.624	22.255	1'40.522	232,8	16:06'55.230
								5	27.454	22.855	27.693	22.205	1'40.207	231,8	16:08'35.437
								6	27.510	22.808	27.732	22.166	1'40.216	231,8	16:10'15.653
								7	27.536	22.764	27.541	22.220	1'40.061	230,8	16:11'55.714

14/06/2024 P = Pits In/Dut - C = Lap Time Cancelled

These data/results cannot be reproduced, stored and/or transmitted in whole or in part by any manner of electronic, mechanical, photocopying, recording, broadcasting or otherwise now known or herein after developed without the previous express consent by the copyright owner, except for reproduction in daily press and regular printed publications on sale to the public within 60 days of the event related to those data/results and always provided that copyright symbol appears together as follows below.

© DORNA WSBK ORGANIZATION Srl 2024



Pirelli Emilia-Romagna Round, 14-16 June 2024
Chronological Analysis Tissot Superspole

Misano Circuit Sic 58 4.226 m

5 / 6

8	27.429	22.762	27.637	22.141	1'39.969	231,3	16:13'35.683
9	34.201	24.483	28.755	5'47.823	7'15.262CP	228,3	16:20'50.945
10	43.741	23.252	27.923	22.479	1'57.395P	230,3	16:22'48.340
11	27.321	22.755	27.422	22.072	1'39.570	231,8	16:24'27.910
12	27.183	22.727	27.510	22.078	1'39.498	230,8	16:26'07.408
13	29.980	23.357	28.069	5'38.851	7'00.257CP	229,3	16:33'07.665
14	43.588	23.533	27.836	22.164	1'57.121P	228,8	16:35'04.786
15	27.583	22.868	27.482	22.022	1'39.955	229,8	16:36'44.741
16	28.271	22.615	27.404	21.944	1'40.234	230,3	16:38'24.975
17	27.199	22.732	27.479	21.917	1'39.327	230,3	16:40'04.302

8	27.404	23.106	27.601	22.472	1'40.583	230,3	16:12'11.523
9	27.716	23.160	29.243	4'53.554	6'13.673P	222,2	16:18'25.196
10	46.297	23.713	27.990	22.513	2'00.513P	229,3	16:20'25.709
11	27.518	22.961	27.719	22.449	1'40.647	228,8	16:22'06.356
12	27.359	23.063	27.617	22.451	1'40.490	230,3	16:23'46.846
13	27.284	22.985	27.527	23.182	1'40.978	229,8	16:25'27.824
14	27.395	23.033	27.605	22.427	1'40.460	232,3	16:27'08.284
15	27.313	22.951	27.576	22.519	1'40.359C	229,3	16:28'48.643
16	27.305	22.964	27.452	22.295	1'40.016	230,8	16:30'28.659
17	27.295	22.934	27.640	22.333	1'40.202	231,3	16:32'08.861
18	27.340	22.937	27.610	22.332	1'40.219	230,8	16:33'49.080
19	27.354	22.974	27.606	22.296	1'40.230	231,3	16:35'29.310
20	27.374	22.951	27.813	22.401	1'40.539C	231,3	16:37'09.849
21	27.228	22.924	27.464	22.319	1'39.935	231,3	16:38'49.784
22	27.222	22.966	27.392	22.300	1'39.880	233,3	16:40'29.664

27° 51 A. SARMOON [1'39.361]							
Lap	Seg1	Seg2	Seg3	Seg4	Lap Time	km/h	Local Time
1							
2	45.835	24.637	28.377	22.399	2'01.248P	235,8	16:02'06.087
3	27.475	22.973	27.189	22.462	1'40.099	235,3	16:03'46.186
4	27.199	22.954	27.224	22.503	1'39.880C	234,8	16:05'26.066
5	27.370	23.002	28.892	23.476	1'42.740	234,8	16:07'08.806
6	27.361	22.932	27.588	22.213	1'40.094	235,8	16:08'48.900
7	27.451	23.327	29.210	22.915	1'42.903	228,3	16:10'31.803
8	27.281	22.876	27.319	22.276	1'39.752	234,3	16:12'11.555
9	29.745	23.983	29.563	23.822	1'47.113C	223,6	16:13'58.668
10	27.397	23.110	27.378	25.442	1'43.327	230,8	16:15'41.995
11	28.061	23.327	27.424	22.297	1'41.109	230,8	16:17'23.104
12	27.260	23.031	28.054	41.126	1'59.471P	229,3	16:19'22.575
13					8'00.076P		16:27'22.651
14	46.234	30.730	43.274	29.736	2'29.974P	85,2	16:29'52.625
15	27.247	23.006	27.124	21.984	1'39.361	229,8	16:31'31.986
16	27.130	22.780	27.154	22.343	1'39.407	231,3	16:33'11.393
17	29.202	25.186	35.384	24.429	1'54.201	196,4	16:35'05.594
18	27.161	22.918	27.341	22.222	1'39.642	232,8	16:36'45.236
19	27.523	23.335	27.460	22.331	1'40.649	231,8	16:38'25.885
20	27.038	22.821	27.482	22.065	1'39.406	231,3	16:40'05.291

30° 3 R. DE ROSA [1'40.214]							
Lap	Seg1	Seg2	Seg3	Seg4	Lap Time	km/h	Local Time
1		24.914	28.520	23.414		224,1	
2	27.825	23.672	27.735	22.536	1'41.768	226,9	16:03'38.880
3	27.568	23.504	27.829	22.687	1'41.588	223,6	16:05'20.468
4	35.677	27.266	28.742	23.824	1'55.509	222,2	16:07'15.977
5	27.911	23.559	28.757	27.262	1'47.489	224,5	16:09'03.466
6	27.720	23.364	27.759	22.574	1'41.417	224,5	16:10'44.883
7	27.545	23.504	27.927	22.623	1'41.599	222,2	16:12'26.482
8	27.663	23.416	27.790	22.521	1'41.390	222,7	16:14'07.872
9	33.548	25.068	29.400	23.388	1'51.404C	210,9	16:15'59.276
10	27.791	23.474	27.781	22.545	1'41.591	223,1	16:17'40.867
11	30.465	25.527	29.282	7'54.810	9'20.084P	218,2	16:27'00.951
12	1'08.893	29.471	42.676	28.713	2'49.753P	76,2	16:29'50.704
13	27.694	25.662	27.905	22.451	1'43.712	220,9	16:31'34.416
14	27.346	23.282	27.558	22.378	1'40.564	222,2	16:33'14.980
15	30.635	30.401	33.530	25.211	1'59.777	214,3	16:35'14.757
16	27.314	23.182	27.339	22.379	1'40.214	227,4	16:36'54.971
17	35.721	24.581	30.474	25.270	1'56.046C	188,2	16:38'51.017
18	27.333	23.217	27.485	22.239	1'40.274	225,0	16:40'31.291

28° 43 S. JESPERSEN [1'39.446]							
Lap	Seg1	Seg2	Seg3	Seg4	Lap Time	km/h	Local Time
1							
2	42.210	23.453	27.955	22.713	1'56.331P	228,8	16:02'07.961
3	27.250	23.143	27.803	22.691	1'40.887	230,3	16:03'48.848
4	27.463	24.270	30.007	22.583	1'44.323C	228,3	16:05'33.171
5	35.104	23.111	27.522	22.405	1'48.142C	233,3	16:07'21.313
6	27.171	22.855	28.770	22.244	1'41.040	228,8	16:09'02.353
7	27.323	22.902	27.543	22.172	1'39.940	230,3	16:10'42.293
8	32.856	23.568	31.487	6'12.497	7'40.408CP	224,5	16:18'22.701
9	46.257	23.669	27.889	22.542	2'00.357P	229,3	16:20'23.058
10	27.297	22.851	27.418	6'48.896	8'06.462P	230,3	16:28'29.520
11	57.944	23.839	27.938	22.761	2'12.482CP	230,8	16:30'42.002
12	27.151	23.034	27.602	21.979	1'39.766	231,3	16:32'21.768
13	27.306	22.847	28.953	22.876	1'41.982	228,8	16:34'03.750
14	27.270	23.277	34.382	22.029	1'46.958	158,4	16:35'50.708
15	27.329	22.713	27.343	22.061	1'39.446	230,8	16:37'30.154
16	27.292	23.780	27.395	22.086	1'40.553	230,3	16:39'10.707
17	27.192	22.866	27.383	22.221	1'39.662	229,8	16:40'50.369

31° 89 K. BIN PAWI [1'40.376]							
Lap	Seg1	Seg2	Seg3	Seg4	Lap Time	km/h	Local Time
1		23.845	27.954	22.482		231,3	
2	28.179	23.952	28.138	32.377	1'52.646	232,3	16:03'50.373
3	28.043	23.138	27.845	22.339	1'41.365C	232,3	16:05'31.738
4	27.547	23.620	27.844	22.321	1'41.332C	230,3	16:07'13.070
5	27.546	23.269	35.321	29.658	1'55.794	214,7	16:09'08.864
6	27.523	23.098	27.675	22.304	1'40.600	233,3	16:10'49.464
7	27.528	23.172	27.701	36.014	1'54.415CP	234,8	16:12'43.879
8	6'12.858	24.069	27.999	23.330	7'28.256P	228,3	16:20'12.135
9	27.378	23.200	32.228	24.450	1'47.256	229,3	16:21'59.391
10	27.449	23.016	27.832	22.302	1'40.599	232,8	16:23'39.990
11	27.367	23.145	27.753	22.693	1'40.958	231,3	16:25'20.948
12	29.899	23.615	29.080	39.576	2'02.170CP	229,8	16:27'23.118
13	5'27.277	24.235	27.772	22.458	6'41.742P	231,3	16:34'04.860
14	27.333	23.474	32.627	22.329	1'45.763	183,7	16:35'50.623
15	27.206	23.203	27.687	22.280	1'40.376	233,3	16:37'30.999
16	27.122	23.309	28.133	22.428	1'40.992	230,8	16:39'11.991
17	27.354	23.102	27.847	22.262	1'40.565	231,8	16:40'52.556

29° 31 A. SCIARRETTA [1'39.880]							
Lap	Seg1	Seg2	Seg3	Seg4	Lap Time	km/h	Local Time
1							
2	45.753	23.637	28.534	23.792	2'01.716P	228,8	16:02'05.863
3	27.561	23.300	27.728	22.651	1'41.240	236,3	16:03'47.103
4	27.603	22.981	27.626	22.495	1'40.705C	233,3	16:05'27.808
5	27.386	23.050	27.511	22.490	1'40.437	231,8	16:07'08.245
6	27.510	23.091	27.551	23.520	1'41.672	231,8	16:08'49.917
7	27.955	22.964	27.623	22.481	1'41.023	232,3	16:10'30.940

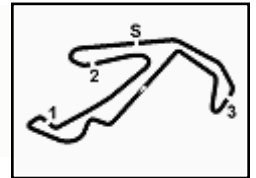
32° 68 L. POWER [1'40.579]							
Lap	Seg1	Seg2	Seg3	Seg4	Lap Time	km/h	Local Time
1		23.349	28.005	22.910		232,3	
2	27.941	22.973	27.687	22.475	1'41.076	234,8	16:03'32.401
3	28.744	22.947	27.603	25.205	1'44.499C	234,8	16:05'16.900
4	28.964	23.016	28.475	27.753	1'48.208	222,7	16:07'05.108

14/06/2024 P = Pits In/Dut - C = Lap Time Cancelled

These data/results cannot be reproduced, stored and/or transmitted in whole or in part by any manner of electronic, mechanical, photocopying, recording, broadcasting or otherwise now known or herein after developed without the previous express consent by the copyright owner, except for reproduction in daily press and regular printed publications on sale to the public within 60 days of the event related to those data/results and always provided that copyright symbol appears together as follows below.

© DORNA WSBK ORGANIZATION Srl 2024





Pirelli Emilia-Romagna Round, 14-16 June 2024
Chronological Analysis Tissot Superpole

5	32.096	23.308	27.724	27.422	1'50.550	236,3	16:08'55.658
6	27.605	22.855	27.708	22.411	1'40.579	236,8	16:10'36.237
7	27.418						

33° 39 K. KEANKUM [1'40.624]							
Lap	Seg.1	Seg.2	Seg.3	Seg.4	Lap Time	km/h	Local Time
1		24.532	28.159	22.583		232,8	
2	27.784	23.191	27.726	22.593	1'41.294	232,8	16:03'36.988
3	27.421	23.135	27.997	22.349	1'40.902	234,3	16:05'17.890
4	27.459	23.059	27.751	22.659	1'40.928	231,8	16:06'58.818
5	27.427	23.205	27.788	22.359	1'40.779	232,3	16:08'39.597
6	27.474	23.091	27.605	22.454	1'40.624	232,3	16:10'20.221
7	28.416	24.579	30.787	22.743	1'46.525	222,2	16:12'06.746
8	30.816	25.876	29.113	23.190	1'48.995	226,9	16:13'55.741
9	31.149	23.866	28.030	23.142	1'46.187	230,8	16:15'41.928
10	27.984	24.049	28.171	42.097	2'02.301P	230,3	16:17'44.229
11	9'08.081	23.437	28.288	22.540	10'22.346P	226,9	16:28'06.575
12	27.606	23.117	27.857	22.420	1'41.000	228,8	16:29'47.575
13	27.495	22.959	28.151	22.210	1'40.815	228,8	16:31'28.390
14	27.536	23.187	27.921	22.246	1'40.890	227,8	16:33'09.280
15	38.143	29.358	32.539	24.705	2'04.745C	208,9	16:35'14.025
16	27.351	23.220	27.792	22.278	1'40.641	230,3	16:36'54.666
17	27.357	23.429	28.181	22.325	1'41.292	228,8	16:38'35.958
18	27.685	23.030	28.047	22.450	1'41.212	228,8	16:40'17.170

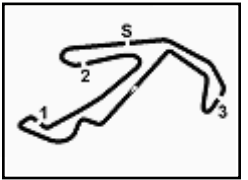
34° 25 M. BRENNER [1'41.258]							
Lap	Seg.1	Seg.2	Seg.3	Seg.4	Lap Time	km/h	Local Time
1		24.209	27.934	22.715		231,8	
2	27.951	23.496	27.798	22.838	1'42.083	235,3	16:03'39.313
3	27.761	23.324	27.656	22.517	1'41.258	234,3	16:05'20.571
4	28.105	23.615	27.747	22.549	1'42.016	231,8	16:07'02.587
5	28.094	23.523	32.740	22.835	1'47.192	215,6	16:08'49.779
6	27.917	23.484	27.515	22.474	1'41.390	234,8	16:10'31.169
7	27.655	23.304	28.000	37.678	1'56.637P	232,3	16:12'27.806
8	7'52.490	24.811	28.293	23.124	9'08.718P	228,8	16:21'36.524
9	28.056	24.797	32.040	36.997	2'01.890P	167,2	16:23'38.414

14/06/2024

P = Pits In/Out - C = Lap Time Cancelled

These data/results cannot be reproduced, stored and/or transmitted in whole or in part by any manner of electronic, mechanical, photocopying, recording, broadcasting or otherwise now known or herein after developed without the previous express consent by the copyright owner, except for reproduction in daily press and regular printed publications on sale to the public within 60 days of the event related to those data/results and always provided that copyright symbol appears together as follows below.

© DORNA WSBK ORGANIZATION Srl 2024



Pirelli Emilia-Romagna Round, 14-16 June 2024
Best Laps & Speeds

Misano Circuit Sic 58 4.226 m

1 / 2

No.	Rider	Nat	Best Lap		FP		SP												
			LL	SPD	LL	SPD	LL	SPD											
1	55 Y. MONTELLA Ducati Panigale V2	ITA	1'36.876 34 239,5		1'37.879 18 238,4		1'36.876 16 239,5												
2	99 A. HUERTAS Ducati Panigale V2	ESP	1'36.905 25 242,7		1'37.228 15 242,7		1'36.905 10 240,5												
3	62 S. MANZI Yamaha YZF R6	ITA	1'37.489 40 236,3		1'37.591 21 236,3		1'37.489 19 234,3												
4	53 V. DEBISE Yamaha YZF R6	FRA	1'37.558 34 236,3		1'38.098 16 236,3		1'37.558 18 235,8												
5	66 N. TUULI Ducati Panigale V2	FIN	1'37.633 32 235,8		1'38.937 16 234,3		1'37.633 16 235,8												
6	61 C. ONCU Kawasaki ZX-6R	TUR	1'37.663 26 237,9		1'38.598 13 237,9		1'37.663 13 236,3												
7	64 F. CARICASULO MV Agusta F3 800 RR	ITA	1'37.806 30 246,0		1'39.007 13 239,5		1'37.806 17 246,0												
8	32 D. BAYLISS Ducati Panigale V2	AUS	1'37.876 30 237,4		1'38.654 16 237,4		1'37.876 14 236,8												
9	9 J. NAVARRO Ducati Panigale V2	ESP	1'37.952 25 240,5		1'38.280 11 240,5		1'37.952 14 238,9												
10	13 L. OTTAVIANI MV Agusta F3 800 RR	ITA	1'37.963 33 238,9		1'38.825 15 238,4		1'37.963 18 238,9												
11	40 S. CORSI Ducati Panigale V2	ITA	1'37.993 39 238,9		1'38.287 21 238,9		1'37.993 18 234,3												
12	23 M. SCHROETTER MV Agusta F3 800 RR	GER	1'38.041 26 238,9		1'38.497 12 238,9		1'38.041 14 237,9												
13	54 B. SOFUOGLU MV Agusta F3 800 RR	TUR	1'38.049 31 238,4		1'38.390 12 238,4		1'38.049 19 237,4												
14	28 G. VAN STRAALEN Yamaha YZF R6	NED	1'38.083 33 235,3		1'38.508 15 235,3		1'38.083 18 233,8												
15	17 J. MCPHEE Triumph Street Triple RS 765	GBR	1'38.091 26 236,8		1'39.306 12 234,8		1'38.091 14 236,8												
16	94 L. MAHIAS Yamaha YZF R6	FRA	1'38.142 27 232,3		1'38.462 16 232,3		1'38.142 11 230,8												
17	5 N. ANTONELLI Ducati Panigale V2	ITA	1'38.144 31 236,8		1'38.683 15 236,8		1'38.144 16 233,3												
18	19 G. GIANNINI Kawasaki ZX-6R	ITA	1'38.152 31 235,8		1'38.984 14 235,8		1'38.152 17 233,8												
19	69 T. BOOTH-AMOS Triumph Street Triple RS 765	GBR	1'38.220 29 238,9		1'39.396 13 235,3		1'38.220 16 238,9												
20	71 T. EDWARDS Ducati Panigale V2	AUS	1'38.245 33 239,5		1'38.615 17 237,9		1'38.245 16 239,5												
21	7 L. BALDASSARRI Triumph Street Triple RS 765	ITA	1'38.613 33 232,8		1'39.404 16 232,8		1'38.613 17 232,8												
22	22 F. FULIGNI Ducati Panigale V2	ITA	1'38.707 32 238,9		1'39.476 15 238,9		1'38.707 17 235,8												
23	72 Y. RUIZ Yamaha YZF R6	ESP	1'38.777 32 235,8		1'39.215 15 235,8		1'38.777 17 233,8												
24	50 D. VOSTATEK Triumph Street Triple RS 765	CZE	1'38.994 31 237,4		1'39.574 17 237,4		1'38.994 14 236,8												
25	27 K. TOBA Honda CBR600RR	JPN	1'39.048 30 238,9		1'40.417 16 237,9		1'39.048 14 238,9												

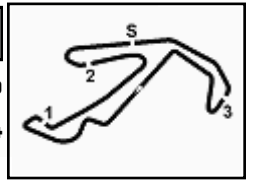
14/06/2024

These data/results cannot be reproduced, stored and/or transmitted in whole or in part by any manner of electronic, mechanical, photocopying, recording, broadcasting or otherwise now known or herein after developed without the previous express consent by the copyright owner, except for reproduction in daily press and regular printed publications on sale to the public within 60 days of the event related to those data/results and always provided that copyright symbol appears together as follows below.

© DORNA WSBK ORGANIZATION Srl 2024

FICR PERUGIA TIMING





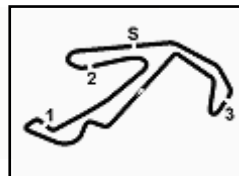
Pirelli Emilia-Romagna Round, 14-16 June 2024
Best Laps & Speeds

No.	Rider	Nat	Best Lap		FP		SP										
			LL	SPD	LL	SPD	LL	SPD									
26	74 P. BIESIEKIRSKI Ducati Panigale V2	POL	1'39.327 28	234,8	1'40.138 12	234,8	1'39.327 16	232,8									
27	51 A. SARMOON Yamaha YZF R6	THA	1'39.361 32	236,3	1'40.255 13	236,3	1'39.361 19	235,8									
28	43 S. JESPERSEN Kawasaki ZX-6R	DEN	1'39.446 34	235,3	1'39.661 18	235,3	1'39.446 16	233,3									
29	31 A. SCIARRETTA Ducati Panigale V2	ITA	1'39.776 38	236,3	1'39.776 17	236,3	1'39.880 21	236,3									
30	3 R. DE ROSA QJMOTOR SRK 800 RR	ITA	1'40.214 35	227,4	1'41.365 18	225,9	1'40.214 17	227,4									
31	89 K. BIN PAWI Honda CBR600RR	MAS	1'40.376 30	236,3	1'41.162 14	236,3	1'40.376 16	234,8									
32	68 L. POWER MV Agusta F3 800 RR	AUS	1'40.579 9	236,8	1'42.975 4	235,8	1'40.579 5	236,8									
33	39 K. KEANKUM Yamaha YZF R6	THA	1'40.624 32	234,3	1'41.104 15	233,8	1'40.624 17	234,3									
34	25 M. BRENNER Kawasaki ZX-6R	SUI	1'41.258 24	236,3	1'41.546 16	236,3	1'41.258 8	235,3									

14/06/2024

These data/results cannot be reproduced, stored and/or transmitted in whole or in part by any manner of electronic, mechanical, photocopying, recording, broadcasting or otherwise now known or herein after developed without the previous express consent by the copyright owner, except for reproduction in daily press and regular printed publications on sale to the public within 60 days of the event related to those data/results and always provided that copyright symbol appears together as follows below.

© DORNA WSBK ORGANIZATION Srl 2024



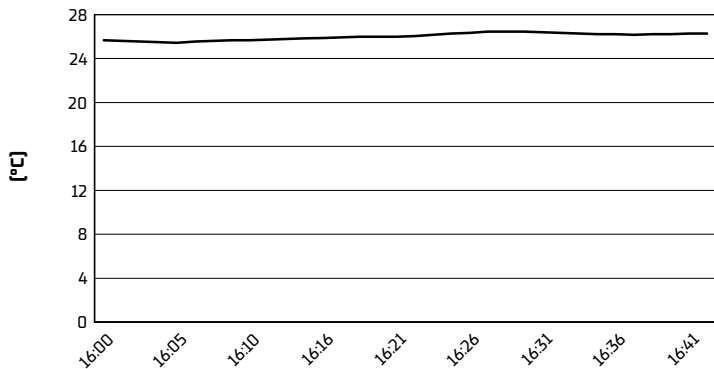
Misano Circuit Sic 58 4.226 m

Pirelli Emilia-Romagna Round, 14-16 June 2024

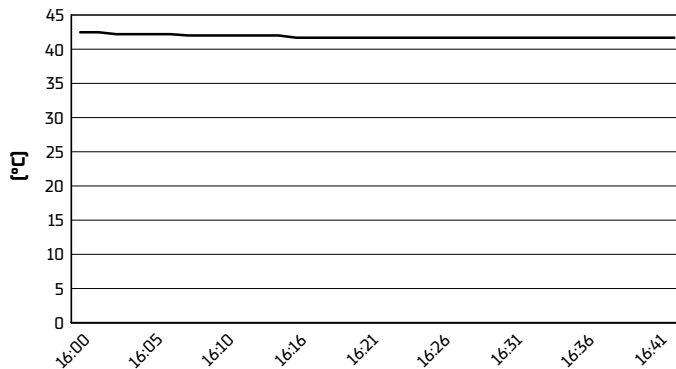
Weather Report Tissot Superpole

Session started 16:00 - Session ended 16:43

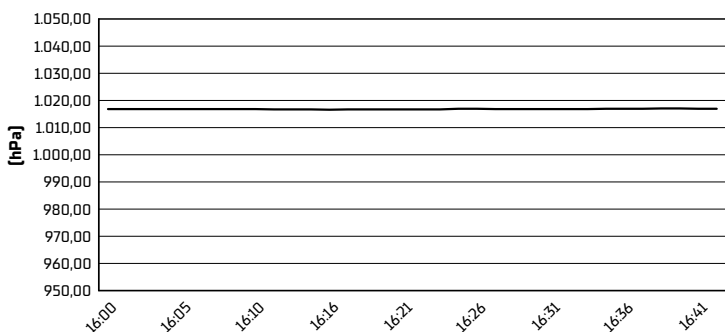
Air Temperature



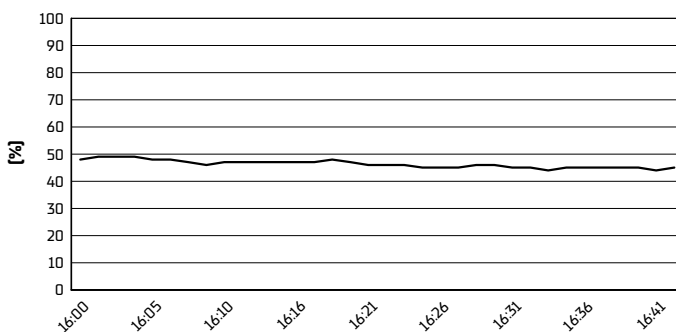
Track Temperature



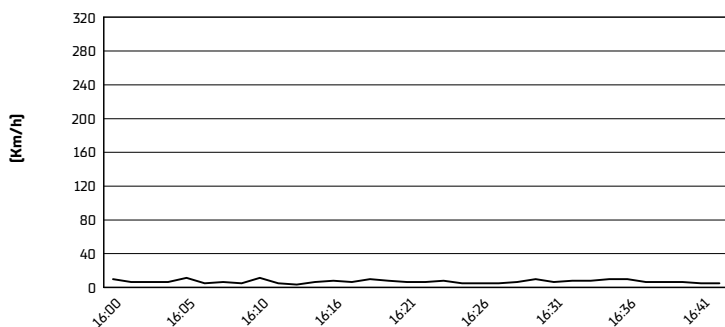
Air Pressure



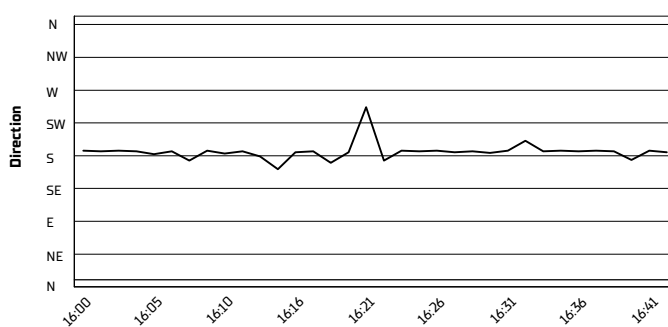
Humidity



Wind Speed



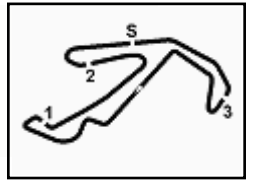
Wind Direction



14/06/2024

These data/results cannot be reproduced, stored and/or transmitted in whole or in part by any manner of electronic, mechanical, photocopying, recording, broadcasting or otherwise now known or herein after developed without the previous express consent by the copyright owner, except for reproduction in daily press and regular printed publications on sale to the public within 60 days of the event related to those data/results and always provided that copyright symbol appears together as follows below.

© DORNA WSBK ORGANIZATION Srl 2024



Pirelli Emilia-Romagna Round, 14-16 June 2024
Tissot Superpole Winners

Misano Circuit Sic 58 4.226 m

	2021	2022	2023	2024
01 Phillip Island		Caricasulo (Ita) Duc 1'37.161 [164,7 Km/h]	Manzi (Ita) Yam 1'32.814 [172,4 Km/h]	Huertas (Esp) Duc 1'31.407 [175,1 Km/h]
02 Barcelona	Gonzalez (Esp) Yam 1'44.593 [159,3 Km/h]	Aegerter (Sui) Yam 1'43.983 [160,2 Km/h]	Bulega (Ita) Duc 1'44.243 [159,8 Km/h]	Huertas (Esp) Duc 1'44.197 [159,9 Km/h]
03 Assen	Aegerter (Sui) Yam 1'37.222 [168,2 Km/h]	Aegerter (Sui) Yam 1'36.906 [168,7 Km/h]	Bulega (Ita) Duc 1'36.900 [168,7 Km/h]	Manzi (Ita) Yam 1'45.203 [155,4 Km/h]
04 Misano	Aegerter (Sui) Yam 1'37.726 [149,6 Km/h]	Aegerter (Sui) Yam 1'37.173 [150,4 Km/h]	Bulega (Ita) Duc 1'36.495 [151,5 Km/h]	Montella (Ita) Duc 1'36.876 [150,9 Km/h]
05 Donington		Aegerter (Sui) Yam 1'29.961 [160,9 Km/h]	Bulega (Ita) Duc 1'29.323 [162,0 Km/h]	
06 Most	Gonzalez (Esp) Yam 1'35.213 [159,3 Km/h]	Baldassarri (Ita) Yam 1'34.952 [159,7 Km/h]	Bulega (Ita) Duc 1'34.479 [160,5 Km/h]	
07 Portimao	Cluzel (Fra) Yam 1'43.908 [159,1 Km/h]	Aegerter (Sui) Yam 1'43.065 [160,4 Km/h]	Bulega (Ita) Duc 1'42.769 [160,9 Km/h]	
08 Magny-Cours	Bernardi (Smr) Yam 1'40.330 [158,3 Km/h]	Caricasulo (Ita) Duc 1'40.565 [157,9 Km/h]	Bulega (Ita) Duc 1'40.074 [158,7 Km/h]	
09 Cremona				
10 Aragon	Cluzel (Fra) Yam 1'52.937 [161,8 Km/h]	Baldassarri (Ita) Yam 1'52.706 [162,2 Km/h]	Bulega (Ita) Duc 1'52.306 [162,7 Km/h]	
11 Estoril	Caricasulo (Ita) Yam 1'39.973 [150,6 Km/h]	Aegerter (Sui) Yam 1'39.046 [152,0 Km/h]		
12 Jerez	Oetti (Ger) Kaw 1'41.798 [156,4 Km/h]		Bulega (Ita) Duc 1'41.823 [156,4 Km/h]	

2024

- 2 A. Huertas
- 1 **Y. Montella**
- 1 S. Manzi

ALL TIMES

- | | | | |
|-------------------|-------------------|----------------------|--------------|
| 34 K. Sofuoglu | 4 R. Krummenacher | 2 N. Tuuli | 1 J. Whitham |
| 24 J. Cluzel | 4 R. Xaus | 2 M. van der Mark | |
| 22 S. Charpentier | 3 S. Cortese | 1 L. Bernardi | |
| 17 B. Parkes | 3 K. Curtain | 1 K. Coghlan | |
| 15 K. Muggeridge | 3 J. Lascorz | 1 C. Davies | |
| 14 F. Foret | 3 I. MacPherson | 1 M. Fabrizio | |
| 14 S. Lowes | 3 A. Pitt | 1 T. Gradinger | |
| 12 F. Caricasulo | 3 D. Salom | 1 C. Jones | |
| 11 D. Aegerter | 2 L. Baldassarri | 1 C. Kellner | |
| 10 N. Bulega | 2 P. Bontempi | 1 F. Marino | |
| 10 C. Crutchlow | 2 M. Gonzalez | 1 M. Meregalli | |
| 8 L. Mahias | 2 V. Guareschi | 1 Y. Montella | |
| 7 A. Locatelli | 2 A. Huertas | 1 S. Morais | |
| 6 S. Chambon | 2 M. Lagrive | 1 P. Oetti | |
| 6 E. Laverty | 2 S. Manzi | 1 C. Perolari | |
| 5 P. Casoli | 2 M. Pirro | 1 P. Riba | |
| 5 K. Fujiwara | 2 L. Scassa | 1 S. Sanna | |
| 5 P. Jacobsen | 2 K. Smith | 1 L. Stapleford | |
| 5 C. Vermeulen | 2 J. Teuchert | 1 J. Vd Goorbergh | |

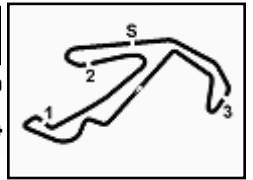
14/06/2024

These data/results cannot be reproduced, stored and/or transmitted in whole or in part by any manner of electronic, mechanical, photocopying, recording, broadcasting or otherwise now known or herein after developed without the previous express consent by the copyright owner, except for reproduction in daily press and regular printed publications on sale to the public within 60 days of the event related to those data/results and always provided that copyright symbol appears together as follows below.

© DORNA WSBK ORGANIZATION Srl 2024

FICR PERUGIA TIMING





Pirelli Emilia-Romagna Round, 14-16 June 2024
Tissot Superpole Award

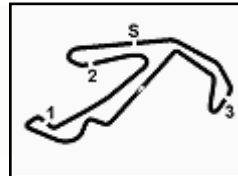
Misano Circuit Sic 58 4.226 m

	Points	Points From First	Points From Previous	February 25 PHILLIP ISLAND	March 24 BARCELONA	April 21 ASSEN	June 16 MISANO	July 14 DONINGTON PARK	July 21 MOST	August 11 PORTIMAO	September 8 MAGNY-COURS	September 22 CREMONA CIRCUIT	September 29 ARAGON	October 13 ESTORIL	October 20 JEREZ					
1 HUERTAS Adrian (ESP)	40			12	12	7	9													
2 MANZI Stefano (ITA)	32	8		6	7	12	7													
3 MONTELLA Yari (ITA)	25	15	7	9	4		12													
4 SCHROETTER Marcel (GER)	18	22	7	7	5	6														
5 DEBISE Valentin (FRA)	14	26	4	5	3		6													
6 ONCU Can (TUR)	13	27	1		9		4													
7 MAHIAS Lucas (FRA)	10	30	3	4	6															
8 TUULI Niki (FIN)	10	30	0			5	5													
9 VAN STRAALLEN Glenn (NED)	9	31	1			9														
10 SOFUOGLU Bahattin (TUR)	6	34	3	3		3														
11 CARICASULO Federico (ITA)	5	35	1	2			3													
12 BALDASSARRI Lorenzo (ITA)	4	36	1			4														
13 NAVARRO Jorge (ESP)	3	37	1	1	1		1													
14 BAYLISS Oliver (AUS)	2	38	1				2													
15 BOOTH-AMOS Thomas (GBR)	2	38	0			2														
16 ANTONELLI Niccolo (ITA)	2	38	0		2															
17 SMITS Twan (NED)	1	39	1			1														

14/06/2024 Odd points columns: Tissot Superpole Even points columns: Tissot Superpole Race

These data/results cannot be reproduced, stored and/or transmitted in whole or in part by any manner of electronic, mechanical, photocopying, recording, broadcasting or otherwise now known or herein after developed without the previous express consent by the copyright owner, except for reproduction in daily press and regular printed publications on sale to the public within 60 days of the event related to those data/results and always provided that copyright symbol appears together as follows below.

© DORNA WSBK ORGANIZATION Srl 2024



Pirelli Emilia-Romagna Round, 14-16 June 2024
Provisional Starting Grid - Race 1 (18 Laps x 4,226 km = 76,068 km)

Misano Circuit Sic 58 4.226 m

1	1	55 MONTELLA Y. Ducati 1'36.876	2	99 HUERTAS A. Ducati 1'36.905	3	62 MANZI S. Yamaha 1'37.489
2	4	53 DEBISE V. Yamaha 1'37.558	5	66 TUULI N. Ducati 1'37.633	6	61 ONCU C. Kawasaki 1'37.663
3	7	64 CARICASULO F. MV Agusta 1'37.806	8	32 BAYLISS O. Ducati 1'37.876	9	9 NAVARRO J. Ducati 1'37.952
4	10	13 OTTAVIANI L. MV 1'37.963	11	40 CORSI S. Ducati 1'37.993	12	23 SCHROETTER M. MV Agusta 1'38.041
5	13	54 SOFUOGLU B. MV Agusta 1'38.049	14	28 VAN STRAALEN G. Yamaha 1'38.083	15	17 MCPHEE J. Triumph 1'38.091
6	16	94 MAHIAS L. Yamaha 1'38.142	17	5 ANTONELLI N. Ducati 1'38.144	18	19 GIANNINI G. Kawasaki 1'38.152
7	19	69 BOOTH-AMOS T. Triumph 1'38.220	20	71 EDWARDS T. Ducati 1'38.245	21	7 BALDASSARRI L. Triumph 1'38.613
8	22	22 FULIGNI F. Ducati 1'38.707	23	72 RUIZ Y. Yamaha 1'38.777	24	50 VOSTATEK O. Triumph 1'38.994
9	25	27 TOBA K. Honda 1'39.048	26	74 BIESIEKIRSKI P. Ducati 1'39.327	27	51 SARMOON A. Yamaha 1'39.361
10	28	43 JESPERSEN S. Kawasaki 1'39.446	29	31 SCIARRETTA A. Ducati 1'39.880	30	3 DE ROSA R. QJMOTOR 1'40.214
11	31	89 BIN PAWI K. Honda 1'40.376	32	68 POWER L. MV Agusta 1'40.579	33	39 KEANKUM K. Yamaha 1'40.624
12	34	25 BRENNER M. Kawasaki 1'41.258				

14/06/2024 The Race Director

These data/results cannot be reproduced, stored and/or transmitted in whole or in part by any manner of electronic, mechanical, photocopying, recording, broadcasting or otherwise now known or herein after developed without the previous express consent by the copyright owner, except for reproduction in daily press and regular printed publications on sale to the public within 60 days of the event related to those data/results and always provided that copyright symbol appears together as follows below. © DORNA WSBK ORGANIZATION Srl 2024