

**Pirelli Emilia-Romagna Round, 14-16 June 2024**  
**Results Warm Up 2**

Misano Circuit Sic 58 4.226 m

1 / 2

No.	Rider	Nat	Team	Bike	Class	Time	Gap	Rel.	Laps	Speed	
										Avg	Max
1	<b>99 A. HUERTAS</b>	ESP	Aruba.it Racing WorldSSP Team	Ducati Panigale V2		<b>1'36.662</b>			6	157,390	<b>245,5</b>
2	<b>55 Y. MONTELLA</b>	ITA	Barni Spark Racing Team	Ducati Panigale V2		<b>1'37.296</b>	0.634	0.634	6	156,364	<b>243,2</b>
3	<b>62 S. MANZI</b>	ITA	Pata Yamaha Ten Kate Racing	Yamaha YZF R6		<b>1'37.323</b>	0.661	0.027	6	156,321	<b>237,4</b>
4	<b>23 M. SCHROETTER</b>	GER	MV Agusta Reparto Corse	MV Agusta F3 800 RR		<b>1'37.361</b>	0.699	0.038	5	156,260	<b>246,6</b>
5	<b>94 L. MAHIAS</b>	FRA	GMT94 Yamaha	Yamaha YZF R6		<b>1'37.397</b>	0.735	0.036	6	156,202	<b>238,4</b>
6	<b>53 V. DEBISE</b>	FRA	Evan Bros. WorldSSP Yamaha Team	Yamaha YZF R6		<b>1'37.687</b>	1.025	0.290	6	155,738	<b>242,7</b>
7	<b>54 B. SOFUOGLU</b>	TUR	MV Agusta Reparto Corse	MV Agusta F3 800 RR		<b>1'37.835</b>	1.173	0.148	5	155,503	<b>243,2</b>
8	<b>9 J. NAVARRO</b>	ESP	Orelac Racing Verdnavatura	Ducati Panigale V2		<b>1'37.840</b>	1.178	0.005	6	155,495	<b>241,1</b>
9	<b>40 S. CORSI</b>	ITA	Renzi Corse	Ducati Panigale V2	*	<b>1'37.942</b>	1.280	0.102	5	155,333	<b>237,9</b>
10	<b>32 O. BAYLISS</b>	AUS	D34G Racing WorldSSP Team	Ducati Panigale V2		<b>1'38.047</b>	1.385	0.105	5	155,166	<b>244,9</b>
11	<b>66 N. TUULI</b>	FIN	EAB Racing Team	Ducati Panigale V2		<b>1'38.052</b>	1.390	0.005	6	155,158	<b>239,5</b>
12	<b>69 T. BOOTH-AMOS</b>	GBR	PTR Triumph	Triumph Street Triple RS 765		<b>1'38.106</b>	1.444	0.054	5	155,073	<b>242,2</b>
13	<b>5 N. ANTONELLI</b>	ITA	Ecosantagata Althea Racing Team	Ducati Panigale V2		<b>1'38.129</b>	1.467	0.023	6	155,037	<b>241,1</b>
14	<b>61 C. ONCU</b>	TUR	Kawasaki Puccetti Racing	Kawasaki ZX-6R		<b>1'38.232</b>	1.570	0.103	5	154,874	<b>237,9</b>
15	<b>50 O. VOSTATEK</b>	CZE	PTR Triumph	Triumph Street Triple RS 765		<b>1'38.680</b>	2.018	0.448	5	154,171	<b>238,9</b>
16	<b>28 G. VAN STRAALEN</b>	NED	Pata Yamaha Ten Kate Racing	Yamaha YZF R6		<b>1'38.698</b>	2.036	0.018	6	154,143	<b>239,5</b>
17	<b>72 Y. RUIZ</b>	ESP	VFT Racing Yamaha	Yamaha YZF R6		<b>1'38.700</b>	2.038	0.002	6	154,140	<b>239,5</b>
18	<b>71 T. EDWARDS</b>	AUS	D34G Racing WorldSSP Team	Ducati Panigale V2	*	<b>1'38.750</b>	2.088	0.050	5	154,062	<b>244,9</b>
19	<b>19 G. GIANNINI</b>	ITA	Team ProDina Kawasaki	Kawasaki ZX-6R	*	<b>1'38.785</b>	2.123	0.035	5	154,007	<b>235,8</b>
20	<b>13 L. OTTAVIANI</b>	ITA	Extreme Racing Service	MV Agusta F3 800 RR		<b>1'38.800</b>	2.138	0.015	6	153,984	<b>243,8</b>
21	<b>17 J. MCPHEE</b>	GBR	WRP-RT Motorsport by SKM-Triumph	Triumph Street Triple RS 765		<b>1'38.980</b>	2.318	0.180	5	153,704	<b>241,6</b>
22	<b>31 A. SCIARRETTA</b>	ITA	ZPM Motorsport Racing	Ducati Panigale V2		<b>1'39.003</b>	2.341	0.023	6	153,668	<b>236,8</b>
23	<b>64 F. CARICASULO</b>	ITA	Motozoo ME AIR Racing	MV Agusta F3 800 RR		<b>1'39.056</b>	2.394	0.053	5	153,586	<b>247,1</b>
24	<b>7 L. BALDASSARRI</b>	ITA	WRP-RT Motorsport by SKM-Triumph	Triumph Street Triple RS 765		<b>1'39.062</b>	2.400	0.006	5	153,577	<b>236,3</b>
25	<b>22 F. FULIGNI</b>	ITA	Orelac Racing Verdnavatura	Ducati Panigale V2	*	<b>1'39.253</b>	2.591	0.191	6	153,281	<b>242,7</b>
26	<b>74 P. BIESIEKIRSKI</b>	POL	Ecosantagata Althea Racing Team	Ducati Panigale V2		<b>1'39.264</b>	2.602	0.011	6	153,264	<b>239,5</b>
27	<b>51 A. SARMOON</b>	THA	Yamaha Thailand Racing Team	Yamaha YZF R6		<b>1'39.302</b>	2.640	0.038	6	153,205	<b>238,9</b>
28	<b>39 K. KEANKUM</b>	THA	Yamaha Thailand Racing Team	Yamaha YZF R6		<b>1'39.316</b>	2.654	0.014	5	153,184	<b>238,4</b>
29	<b>27 K. TOBA</b>	JPN	PETRONAS MIE Racing Honda	Honda CBR600RR		<b>1'39.406</b>	2.744	0.090	5	153,045	<b>240,0</b>
30	<b>89 K. BIN PAWI</b>	MAS	PETRONAS MIE Racing Honda	Honda CBR600RR		<b>1'39.924</b>	3.262	0.518	5	152,252	<b>239,5</b>
31	<b>68 L. POWER</b>	AUS	Motozoo ME AIR Racing	MV Agusta F3 800 RR	*	<b>1'39.978</b>	3.316	0.054	5	152,169	<b>241,6</b>
32	<b>25 M. BRENNER</b>	SUI	VIAMO Racing by MTM	Kawasaki ZX-6R		<b>1'40.623</b>	3.961	0.645	5	151,194	<b>240,5</b>
33	<b>3 R. DE ROSA</b>	ITA	QJMOTOR Factory Racing	QJMOTOR SRK 800 RR	*	<b>1'40.794</b>	4.132	0.171	6	150,938	<b>228,3</b>
34	<b>43 S. JESPERSEN</b>	DEN	Vince64 Racing Team by Puccetti	Kawasaki ZX-6R					3		<b>232,8</b>

\* WorldSSP Challenge

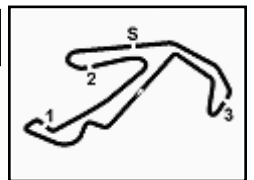
AIR	Humidity:	31%	Temp:	26°C
TRACK	Condition:	Dry	Temp:	33°C

Records	Pole	(SP)	2023 N.Bulega	1'36.495	157,660	Km/h
	Race	(RC1)	2024 A.Huertas	1'37.404	156,190	Km/h
	All Times	(SP)	2023 N.Bulega	1'36.495	157,660	Km/h

Start 16/06/2024 10:00 End 10:11 The results are provisional until the end of the time limit for protests and appeals and the completion of the technical checks.

These data/results cannot be reproduced, stored and/or transmitted in whole or in part by any manner of electronic, mechanical, photocopying, recording, broadcasting or otherwise now known or herein after developed without the previous express consent by the copyright owner, except for reproduction in daily press and regular printed publications on sale to the public within 60 days of the event related to those data/results and always provided that copyright symbol appears together as follows below.

© DORNA WSBK ORGANIZATION Srl 2024



**Pirelli Emilia-Romagna Round, 14-16 June 2024**  
**Results Warm Up 2**

**Session Highlights**

Local Time	No. Rider	Description
10.00.00		Start of Session
10.00.16		Official Ambient Temperature: 26.9 degrees
10.00.22	<b>13</b> L. OTTAVIANI	#13 Current Lap Cancelled - Exceeded Track Limits - Turn 1
10.02.29	<b>5</b> N. ANTONELLI	#5 Lap Cancelled [2'00.126] - Exceeded Track Limits - Turn 11
10.02.54	<b>62</b> S. MANZI	#62 Current Lap Cancelled - Exceeded Track Limits - Turn 1
10.02.54	<b>94</b> L. MAHIAS	#94 Current Lap Cancelled - Exceeded Track Limits - Turn 1
10.03.40	<b>43</b> S. JESPERSEN	#43 Crashed - Rejoined - Turn 8
10.03.41	<b>32</b> O. BAYLISS	#32 Current Lap Cancelled - Exceeded Track Limits - Turn 1
10.07.00	<b>28</b> G. VAN STRAALEN	#28 Lap Cancelled [1'39.752] - Yellow Flag - Turn 8
10.07.05	<b>40</b> S. CORSI	#40 Lap Cancelled [1'42.451] - Yellow Flag - Turn 8
10.07.10	<b>99</b> A. HUERTAS	#99 Lap Cancelled [1'37.509] - Yellow Flag - Turn 8
10.07.15	<b>5</b> N. ANTONELLI	#5 Lap Cancelled [1'39.515] - Yellow Flag - Turn 8
10.07.20	<b>9</b> J. NAVARRO	#9 Lap Cancelled [1'41.020] - Yellow Flag - Turn 8
10.07.25	<b>19</b> G. GIANNINI	#19 Lap Cancelled [1'40.708] - Exceeded Track Limits - Turn 15
10.07.50	<b>13</b> L. OTTAVIANI	#13 Lap Cancelled [1'39.980] - Exceeded Track Limits - Turn 15
10.08.46	<b>25</b> M. BRENNER	#25 Current Lap Cancelled - Exceeded Track Limits - Turn 1
10.10.18	<b>54</b> B. SOFUOGLU	#54 Lap Cancelled [1'38.065] - Exceeded Track Limits - Turn 11
10.10.47	<b>53</b> V. DEBISE	#53 Lap Cancelled [1'37.381] - Exceeded Track Limits - Turn 15
10.11.25	<b>64</b> F. CARICASULO	#64 Lap Cancelled [1'38.333] - Exceeded Track Limits - Turn 15
10.11.59	<b>64</b> F. CARICASULO	#64 Lap Cancelled [1'38.333] - Exceeded Track Limits - Turn 15
10.12.39	<b>32</b> O. BAYLISS	#32 Lap Cancelled [1'38.047] - Exceeded Track Limits - Turn 15
10.13.22	<b>22</b> F. FULIGNI	#22 Lap Cancelled [1'39.004] - Exceeded Track Limits - Turn 15
10.14.49	<b>54</b> B. SOFUOGLU	#54 Lap Cancelled [1'42.729] - Exceeded Track Limits - Turn 15
10.16.58	<b>71</b> T. EDWARDS	#71 Lap Cancelled [1'47.588] - Exceeded Track Limits - Turn 10
10.18.28		End of Session

**Fastest Laps Sequence**

No.	Rider	Nat	Team	Bike	Local Time	Time	Gap	Avg
<b>55</b>	Y. MONTELLA	ITA	Barni Spark Racing Team	Ducati Panigale V2	10:03'24.964	<b>1'37.718</b>		155,689
<b>99</b>	A. HUERTAS	ESP	Aruba.it Racing WorldSSP Team	Ducati Panigale V2	10:05'39.777	<b>1'36.829</b>	-0.889	157,118
<b>99</b>	A. HUERTAS	ESP	Aruba.it Racing WorldSSP Team	Ducati Panigale V2	10:08'53.415	<b>1'36.662</b>	-0.167	157,390

Start 16/06/2024 10:00 End 10:11 The results are provisional until the end of the time limit for protests and appeals and the completion of the technical checks.

These data/results cannot be reproduced, stored and/or transmitted in whole or in part by any manner of electronic, mechanical, photocopying, recording, broadcasting or otherwise now known or herein after developed without the previous express consent by the copyright owner, except for reproduction in daily press and regular printed publications on sale to the public within 60 days of the event related to those data/results and always provided that copyright symbol appears together as follows below.

© DORNA WSBK ORGANIZATION Srl 2024

**Pirelli Emilia-Romagna Round, 14-16 June 2024**  
**Best Sectors & Speed Warm Up 2**

BEST LAP		
1	99 A. HUERTAS	Ducati Panigale V2 1'36.662
2	55 Y. MONTELLA	Ducati Panigale V2 1'37.296
3	62 S. MANZI	Yamaha YZF R6 1'37.323
4	23 M. SCHROETTER	MV Agusta F3 800 RR 1'37.361
5	94 L. MAHIAS	Yamaha YZF R6 1'37.397
6	53 V. DEBISE	Yamaha YZF R6 1'37.687
7	54 B. SOFUOGLU	MV Agusta F3 800 RR 1'37.835
8	9 J. NAVARRO	Ducati Panigale V2 1'37.840
9	40 S. CORSI	Ducati Panigale V2 1'37.942
10	32 D. BAYLISS	Ducati Panigale V2 1'38.047
11	66 N. TUULI	Ducati Panigale V2 1'38.052
12	69 T. BOOTH-AMOS	Triumph Street Triple RS 765 1'38.106
13	5 N. ANTONELLI	Ducati Panigale V2 1'38.129
14	61 C. ONCU	Kawasaki ZX-6R 1'38.232
15	50 D. VOSTATEK	Triumph Street Triple RS 765 1'38.680
16	28 G. VAN STRAALLEN	Yamaha YZF R6 1'38.698
17	72 Y. RUIZ	Yamaha YZF R6 1'38.700
18	71 T. EDWARDS	Ducati Panigale V2 1'38.750
19	19 G. GIANNINI	Kawasaki ZX-6R 1'38.785
20	13 L. OTTAVIANI	MV Agusta F3 800 RR 1'38.800
21	17 J. MCPHEE	Triumph Street Triple RS 765 1'38.980
22	31 A. SCJARRETTA	Ducati Panigale V2 1'39.003
23	64 F. CARICASULO	MV Agusta F3 800 RR 1'39.056
24	7 L. BALDASSARRI	Triumph Street Triple RS 765 1'39.062
25	22 F. FULIGNI	Ducati Panigale V2 1'39.253
26	74 P. BIESIEKIRSKI	Ducati Panigale V2 1'39.264
27	51 A. SARMOON	Yamaha YZF R6 1'39.302
28	39 K. KEANKUM	Yamaha YZF R6 1'39.316
29	27 K. TOBA	Honda CBR600RR 1'39.406
30	89 K. BIN PAWI	Honda CBR600RR 1'39.924
31	68 L. POWER	MV Agusta F3 800 RR 1'39.978
32	25 M. BRENNER	Kawasaki ZX-6R 1'40.623
33	3 R. DE ROSA	QJMOTOR SRK 800 RR 1'40.794
34	43 S. JESPERSEN	Kawasaki ZX-6R

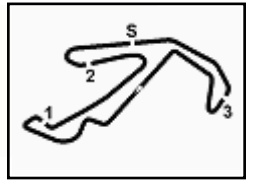
SPEED		
1	64 F. CARICASULO	MV Agusta F3 800 RR 247,1
2	23 M. SCHROETTER	MV Agusta F3 800 RR 246,6
3	99 A. HUERTAS	Ducati Panigale V2 245,5
4	71 T. EDWARDS	Ducati Panigale V2 244,9
5	32 D. BAYLISS	Ducati Panigale V2 244,9
6	13 L. OTTAVIANI	MV Agusta F3 800 RR 243,8
7	55 Y. MONTELLA	Ducati Panigale V2 243,2
8	54 B. SOFUOGLU	MV Agusta F3 800 RR 243,2
9	22 F. FULIGNI	Ducati Panigale V2 242,7
10	53 V. DEBISE	Yamaha YZF R6 242,7
11	69 T. BOOTH-AMOS	Triumph Street Triple RS 765 242,2
12	17 J. MCPHEE	Triumph Street Triple RS 765 241,6
13	68 L. POWER	MV Agusta F3 800 RR 241,6
14	5 N. ANTONELLI	Ducati Panigale V2 241,1
15	9 J. NAVARRO	Ducati Panigale V2 241,1
16	25 M. BRENNER	Kawasaki ZX-6R 240,5
17	27 K. TOBA	Honda CBR600RR 240,0
18	74 P. BIESIEKIRSKI	Ducati Panigale V2 239,5
19	28 G. VAN STRAALLEN	Yamaha YZF R6 239,5
20	66 N. TUULI	Ducati Panigale V2 239,5
21	89 K. BIN PAWI	Honda CBR600RR 239,5
22	72 Y. RUIZ	Yamaha YZF R6 239,5
23	51 A. SARMOON	Yamaha YZF R6 238,9
24	50 D. VOSTATEK	Triumph Street Triple RS 765 238,9
25	39 K. KEANKUM	Yamaha YZF R6 238,4
26	94 L. MAHIAS	Yamaha YZF R6 238,4
27	61 C. ONCU	Kawasaki ZX-6R 237,9
28	40 S. CORSI	Ducati Panigale V2 237,9
29	62 S. MANZI	Yamaha YZF R6 237,4
30	31 A. SCJARRETTA	Ducati Panigale V2 236,8
31	7 L. BALDASSARRI	Triumph Street Triple RS 765 236,3
32	19 G. GIANNINI	Kawasaki ZX-6R 235,8
33	43 S. JESPERSEN	Kawasaki ZX-6R 232,8
34	3 R. DE ROSA	QJMOTOR SRK 800 RR 228,3

SEG. 1			SEG. 2			SEG. 3			SEG. 4		
1	94 L. MAHIAS	26.564	1	99 A. HUERTAS	22.118	1	99 A. HUERTAS	26.352	1	99 A. HUERTAS	21.467
2	62 S. MANZI	26.592	2	23 M. SCHROETTER	22.234	2	55 Y. MONTELLA	26.439	2	62 S. MANZI	21.621
3	99 A. HUERTAS	26.648	3	94 L. MAHIAS	22.310	3	53 V. DEBISE	26.481	3	23 M. SCHROETTER	21.625
4	23 M. SCHROETTER	26.686	4	53 V. DEBISE	22.311	4	62 S. MANZI	26.571	4	94 L. MAHIAS	21.640
5	61 C. ONCU	26.688	5	55 Y. MONTELLA	22.335	5	54 B. SOFUOGLU	26.589	5	55 Y. MONTELLA	21.726
6	55 Y. MONTELLA	26.711	6	54 B. SOFUOGLU	22.341	6	94 L. MAHIAS	26.605	6	40 S. CORSI	21.755
7	53 V. DEBISE	26.724	7	32 D. BAYLISS	22.344	7	66 N. TUULI	26.617	7	9 J. NAVARRO	21.759
8	66 N. TUULI	26.767	8	9 J. NAVARRO	22.374	8	32 D. BAYLISS	26.626	8	71 T. EDWARDS	21.805
9	9 J. NAVARRO	26.798	9	40 S. CORSI	22.375	9	9 J. NAVARRO	26.667	9	5 N. ANTONELLI	21.826
10	69 T. BOOTH-AMOS	26.849	10	62 S. MANZI	22.419	10	69 T. BOOTH-AMOS	26.717	10	61 C. ONCU	21.839
11	28 G. VAN STRAALLEN	26.888	11	5 N. ANTONELLI	22.422	11	23 M. SCHROETTER	26.729	11	54 B. SOFUOGLU	21.846
12	40 S. CORSI	26.890	12	69 T. BOOTH-AMOS	22.509	12	61 C. ONCU	26.808	12	53 V. DEBISE	21.872
13	50 D. VOSTATEK	26.940	13	64 F. CARICASULO	22.517	13	64 F. CARICASULO	26.868	13	69 T. BOOTH-AMOS	21.876
14	72 Y. RUIZ	26.970	14	71 T. EDWARDS	22.525	14	5 N. ANTONELLI	26.905	14	64 F. CARICASULO	21.901
15	5 N. ANTONELLI	26.976	15	13 L. OTTAVIANI	22.584	15	7 L. BALDASSARRI	26.908	15	13 L. OTTAVIANI	21.901
16	19 G. GIANNINI	27.011	16	66 N. TUULI	22.584	16	17 J. MCPHEE	26.908	16	50 D. VOSTATEK	21.917
17	17 J. MCPHEE	27.015	17	72 Y. RUIZ	22.603	17	72 Y. RUIZ	26.916	17	66 N. TUULI	21.926
18	22 F. FULIGNI	27.032	18	28 G. VAN STRAALLEN	22.625	18	50 D. VOSTATEK	26.921	18	32 D. BAYLISS	21.928
19	54 B. SOFUOGLU	27.034	19	74 P. BIESIEKIRSKI	22.625	19	40 S. CORSI	26.922	19	74 P. BIESIEKIRSKI	21.953
20	64 F. CARICASULO	27.044	20	22 F. FULIGNI	22.645	20	68 L. POWER	26.961	20	72 Y. RUIZ	21.954
21	13 L. OTTAVIANI	27.111	21	31 A. SCJARRETTA	22.682	21	28 G. VAN STRAALLEN	26.962	21	27 K. TOBA	21.988
22	27 K. TOBA	27.146	22	17 J. MCPHEE	22.684	22	19 G. GIANNINI	26.970	22	19 G. GIANNINI	21.994
23	32 D. BAYLISS	27.149	23	39 K. KEANKUM	22.710	23	22 F. FULIGNI	27.009	23	28 G. VAN STRAALLEN	22.010
24	31 A. SCJARRETTA	27.157	24	51 A. SARMOON	22.772	24	51 A. SARMOON	27.017	24	22 F. FULIGNI	22.016
25	51 A. SARMOON	27.170	25	61 C. ONCU	22.772	25	31 A. SCJARRETTA	27.036	25	7 L. BALDASSARRI	22.037
26	7 L. BALDASSARRI	27.203	26	7 L. BALDASSARRI	22.788	26	13 L. OTTAVIANI	27.049	26	39 K. KEANKUM	22.043
27	71 T. EDWARDS	27.205	27	68 L. POWER	22.790	27	27 K. TOBA	27.072	27	31 A. SCJARRETTA	22.097
28	39 K. KEANKUM	27.207	28	19 G. GIANNINI	22.810	28	25 M. BRENNER	27.108	28	17 J. MCPHEE	22.127
29	89 K. BIN PAWI	27.256	29	50 D. VOSTATEK	22.831	29	74 P. BIESIEKIRSKI	27.162	29	89 K. BIN PAWI	22.194
30	74 P. BIESIEKIRSKI	27.312	30	27 K. TOBA	22.877	30	71 T. EDWARDS	27.215	30	51 A. SARMOON	22.209
31	3 R. DE ROSA	27.407	31	89 K. BIN PAWI	22.943	31	39 K. KEANKUM	27.225	31	68 L. POWER	22.387
32	43 S. JESPERSEN	27.409	32	25 M. BRENNER	23.243	32	3 R. DE ROSA	27.406	32	3 R. DE ROSA	22.437
33	68 L. POWER	27.493	33	3 R. DE ROSA	23.332	33	89 K. BIN PAWI	27.436	33	25 M. BRENNER	22.486
34	25 M. BRENNER	27.508	34	43 S. JESPERSEN	23.696	34	43 S. JESPERSEN	27.791	34	43 S. JESPERSEN	22.674

16/06/2024

These data/results cannot be reproduced, stored and/or transmitted in whole or in part by any manner of electronic, mechanical, photocopying, recording, broadcasting or otherwise now known or herein after developed without the previous express consent by the copyright owner, except for reproduction in daily press and regular printed publications on sale to the public within 60 days of the event related to those data/results and always provided that copyright symbol appears together as follows below.

© DORNA WSBK ORGANIZATION Srl 2024



**Pirelli Emilia-Romagna Round, 14-16 June 2024**  
**Ideal Times Warm Up 2**

No.	Rider	Nat	Bike	Seg. 1	Seg. 2	Seg. 3	Seg. 4	Ideal Time		
				Diff. 1	Diff. 2	Diff. 3	Diff. 4	Best Lap	Pos.	Diff.
1	<b>99 A. HUERTAS</b>	ESP	Ducati Panigale V2	26.648	<b>22.118</b> +0.044	<b>26.352</b> +0.033	<b>21.467</b>	<b>1'36.585</b> 1'36.662	1	0.077
2	<b>94 L. MAHIAS</b>	FRA	Yamaha YZF R6	<b>26.564</b> +0.016	22.310 +0.142	26.605 +0.067	21.640 +0.053	<b>1'37.119</b> 1'37.397	5	0.278
3	<b>62 S. MANZI</b>	ITA	Yamaha YZF R6	26.592 +0.047	22.419	26.571 +0.043	21.621 +0.030	<b>1'37.203</b> 1'37.323	3	0.120
4	<b>55 Y. MONTELLA</b>	ITA	Ducati Panigale V2	26.711 +0.085	22.335	26.439	21.726	<b>1'37.211</b> 1'37.296	2	0.085
5	<b>23 M. SCHROETTER</b>	GER	MV Agusta F3 800 RR	26.686	22.234 +0.058	26.729 +0.029	21.625	<b>1'37.274</b> 1'37.361	4	0.087
6	<b>53 V. DEBISE</b>	FRA	Yamaha YZF R6	26.724 +0.188	22.311 +0.044	26.481 +0.067	21.872	<b>1'37.388</b> 1'37.687	6	0.299
7	<b>9 J. NAVARRO</b>	ESP	Ducati Panigale V2	26.798 +0.024	22.374	26.667 +0.089	21.759 +0.129	<b>1'37.598</b> 1'37.840	8	0.242
8	<b>54 B. SOFUOGLU</b>	TUR	MV Agusta F3 800 RR	27.034	22.341 +0.008	26.589 +0.016	21.846 +0.001	<b>1'37.810</b> 1'37.835	7	0.025
9	<b>66 N. TUULI</b>	FIN	Ducati Panigale V2	26.767	22.584 +0.158	26.617	21.926	<b>1'37.894</b> 1'38.052	11	0.158
10	<b>40 S. CORSI</b>	ITA	Ducati Panigale V2	26.890	22.375	26.922	21.755	<b>1'37.942</b> 1'37.942	9	
11	<b>69 T. BOOTH-AMOS</b>	GBR	Triumph Street Triple RS 765	26.849	22.509 +0.014	26.717	21.876 +0.141	<b>1'37.951</b> 1'38.106	12	0.155
12	<b>32 D. BAYLISS</b>	AUS	Ducati Panigale V2	27.149	22.344	26.626	21.928	<b>1'38.047</b> 1'38.047	10	
13	<b>61 C. ONCU</b>	TUR	Kawasaki ZX-6R	26.688 +0.099	22.772	26.808 +0.026	21.839	<b>1'38.107</b> 1'38.232	14	0.125
14	<b>5 N. ANTONELLI</b>	ITA	Ducati Panigale V2	26.976	22.422	26.905	21.826	<b>1'38.129</b> 1'38.129	13	
15	<b>64 F. CARICASULO</b>	ITA	MV Agusta F3 800 RR	27.044 +0.305	22.517 +0.074	26.868 +0.125	21.901 +0.222	<b>1'38.330</b> 1'39.056	23	0.726
16	<b>72 Y. RUIZ</b>	ESP	Yamaha YZF R6	26.970 +0.117	22.603 +0.074	26.916 +0.066	21.954	<b>1'38.443</b> 1'38.700	17	0.257
17	<b>28 G. VAN STRAALEN</b>	NED	Yamaha YZF R6	26.888 +0.064	22.625	26.962 +0.110	22.010 +0.039	<b>1'38.485</b> 1'38.698	16	0.213
18	<b>13 L. OTTAVIANI</b>	ITA	MV Agusta F3 800 RR	27.111	22.546	27.049 +0.193	21.901	<b>1'38.607</b> 1'38.800	20	0.193
19	<b>50 D. VOSTATEK</b>	CZE	Triumph Street Triple RS 765	26.940	22.831 +0.071	26.921	21.917	<b>1'38.609</b> 1'38.680	15	0.071
20	<b>22 F. FULIGNI</b>	ITA	Ducati Panigale V2	27.032 +0.138	22.645 +0.259	27.009 +0.154	22.016	<b>1'38.702</b> 1'39.253	25	0.551
21	<b>17 J. MCPHEE</b>	GBR	Triumph Street Triple RS 765	27.015 +0.116	22.684 +0.065	26.908 +0.059	22.127 +0.006	<b>1'38.734</b> 1'38.980	21	0.246
22	<b>71 T. EDWARDS</b>	AUS	Ducati Panigale V2	27.205	22.525	27.215	21.805	<b>1'38.750</b> 1'38.750	18	
23	<b>19 G. GIANNINI</b>	ITA	Kawasaki ZX-6R	27.011	22.810	26.970	21.994	<b>1'38.785</b> 1'38.785	19	
24	<b>7 L. BALDASSARRI</b>	ITA	Triumph Street Triple RS 765	27.203 +0.020	22.788	26.908 +0.106	22.037	<b>1'38.936</b> 1'39.062	24	0.126
25	<b>31 A. SCIARRETTA</b>	ITA	Ducati Panigale V2	27.157 +0.031	22.682	27.036	22.097	<b>1'38.972</b> 1'39.003	22	0.031
26	<b>74 P. BIESIEKIRSKI</b>	POL	Ducati Panigale V2	27.312	22.625	27.162 +0.212	21.953	<b>1'39.052</b> 1'39.264	26	0.212
27	<b>27 K. TOBA</b>	JPN	Honda CBR600RR	27.146 +0.319	22.877 +0.004	27.072	21.988	<b>1'39.083</b> 1'39.406	29	0.323
28	<b>51 A. SARMOON</b>	THA	Yamaha YZF R6	27.170	22.772 +0.119	27.017	22.209 +0.015	<b>1'39.168</b> 1'39.302	27	0.134
29	<b>39 K. KEANKUM</b>	THA	Yamaha YZF R6	27.207 +0.023	22.710	27.225 +0.108	22.043 +0.108	<b>1'39.185</b> 1'39.316	28	0.131
30	<b>68 L. POWER</b>	AUS	MV Agusta F3 800 RR	27.493 +0.049	22.790	26.961 +0.241	22.387 +0.057	<b>1'39.631</b> 1'39.978	31	0.347
31	<b>89 K. BIN PAWI</b>	MAS	Honda CBR600RR	27.256	22.943	27.436 +0.058	22.194 +0.037	<b>1'39.829</b> 1'39.924	30	0.095
32	<b>25 M. BRENNER</b>	SUI	Kawasaki ZX-6R	27.508 +0.171	23.243	27.108 +0.107	22.486	<b>1'40.345</b> 1'40.623	32	0.278
33	<b>3 R. DE ROSA</b>	ITA	QJMOTOR SRK 800 RR	27.407 +0.062	23.332	27.406 +0.045	22.437 +0.105	<b>1'40.582</b> 1'40.794	33	0.212
	<b>43 S. JESPERSEN</b>	DEN	Kawasaki ZX-6R							
<b>Overall Ideal Time</b>				26.564	22.118	26.352	21.467	<b>1'36.501</b>		

16/06/2024

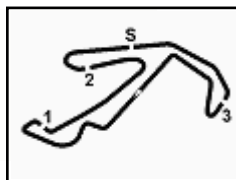
These data/results cannot be reproduced, stored and/or transmitted in whole or in part by any manner of electronic, mechanical, photocopying, recording, broadcasting or otherwise now known or herein after developed without the previous express consent by the copyright owner, except for reproduction in daily press and regular printed publications on sale to the public within 60 days of the event related to those data/results and always provided that copyright symbol appears together as follows below.

© DORNA WSBK ORGANIZATION Srl 2024

FIGR PERUGIA TIMING







## Pirelli Emilia-Romagna Round, 14-16 June 2024 Chronological Analysis Warm Up 2

6	27.131	22.486	26.916	21.939	1'38.472	238,4	10:09'00.605
7	<b>26.976</b>	<b>22.422</b>	<b>26.905</b>	<b>21.826</b>	<b>1'38.129</b>	239,5	10:10'38.734

### 14° 61 C. ONCU [1'38.232]

Lap	Seg1	Seg2	Seg3	Seg4	Lap Time	km/h	Local Time
1		23.297	<b>26.808</b>	22.079		236,3	
2	26.873	22.792	26.818	21.884	1'38.367	236,8	10:03'26.507
3	26.787	<b>22.772</b>	26.834	<b>21.839</b>	<b>1'38.232</b>	236,8	10:05'04.739
4	<b>26.688</b>	22.817	26.912	22.125	1'38.542	236,3	10:06'43.281
5	26.926	24.665	26.921	22.207	1'40.719	237,4	10:08'24.000
6	27.929	26.946	27.129	22.534	1'44.538	<b>237,9</b>	10:10'08.538

### 15° 50 O. VOSTATEK [1'38.680]

Lap	Seg1	Seg2	Seg3	Seg4	Lap Time	km/h	Local Time
1		23.727	27.623	22.252		230,8	
2	27.020	<b>22.831</b>	27.175	22.229	1'39.255	235,8	10:03'53.134
3	26.972	22.905	26.962	22.114	1'38.953	237,4	10:05'32.087
4	<b>26.940</b>	22.902	<b>26.921</b>	<b>21.917</b>	<b>1'38.680</b>	236,8	10:07'10.767
5	27.031	22.933	27.122	22.220	1'39.306	<b>238,9</b>	10:08'50.073
6	27.225	22.836	27.034	22.028	1'39.123	236,8	10:10'29.196

### 16° 28 G. VAN STRAALLEN [1'38.698]

Lap	Seg1	Seg2	Seg3	Seg4	Lap Time	km/h	Local Time
1							
2	45.489	23.482	27.393	22.442	1'58.806P	236,3	10:02'22.129
3	27.557	22.876	27.175	22.144	1'39.752C	236,8	10:04'01.881
4	27.211	22.710	<b>26.962</b>	<b>22.010</b>	1'38.893	<b>239,5</b>	10:05'40.774
5	26.986	22.997	27.187	22.040	1'39.210	238,4	10:07'19.984
6	26.952	<b>22.625</b>	27.072	22.049	<b>1'38.698</b>	238,9	10:08'58.682
7	<b>26.888</b>	22.765	27.238	22.164	1'39.055	236,8	10:10'37.737

### 17° 72 Y. RUIZ [1'38.700]

Lap	Seg1	Seg2	Seg3	Seg4	Lap Time	km/h	Local Time
1							
2	47.092	23.711	28.439	24.269	2'03.511P	236,3	10:01'56.596
3	27.268	22.641	<b>26.916</b>	21.982	1'38.807	<b>239,5</b>	10:03'35.403
4	27.087	22.677	26.982	<b>21.954</b>	<b>1'38.700</b>	<b>239,5</b>	10:05'14.103
5	27.726	26.188	27.715	22.257	1'43.886	235,8	10:06'57.989
6	27.208	<b>22.603</b>	27.104	22.108	1'39.023	237,9	10:08'37.012
7	<b>26.970</b>	22.615	27.122	22.132	1'38.839	238,9	10:10'15.851

### 18° 71 T. EDWARDS [1'38.750]

Lap	Seg1	Seg2	Seg3	Seg4	Lap Time	km/h	Local Time
1		24.261	28.696	22.895		238,4	
2	28.167	22.926	29.102	27.393	1'47.588C	<b>244,9</b>	10:03'41.917
3	27.572	22.622	27.352	23.241	1'40.787	243,8	10:05'22.704
4	27.284	22.566	27.336	22.361	1'39.547	243,2	10:07'02.251
5	27.280	22.534	27.462	22.009	1'39.285	<b>244,9</b>	10:08'41.536
6	<b>27.205</b>	<b>22.525</b>	<b>27.215</b>	<b>21.805</b>	<b>1'38.750</b>	241,6	10:10'20.286

### 19° 19 G. GIANNINI [1'38.785]

Lap	Seg1	Seg2	Seg3	Seg4	Lap Time	km/h	Local Time
1		26.284	31.832	24.253		224,1	
2	27.261	23.422	27.590	22.181	1'40.454	<b>235,8</b>	10:03'41.632
3	<b>27.011</b>	<b>22.810</b>	<b>26.970</b>	<b>21.994</b>	<b>1'38.785</b>	235,3	10:05'20.417
4	27.340	23.522	27.583	22.263	1'40.708C	234,3	10:07'01.125
5	27.236	23.222	27.784	22.239	1'40.481	231,3	10:08'41.606
6	27.383	22.989	27.252	22.632	1'40.256	234,3	10:10'21.862

### 20° 13 L. OTTAVIANI [1'38.800]

Lap	Seg1	Seg2	Seg3	Seg4	Lap Time	km/h	Local Time
-----	------	------	------	------	----------	------	------------

1							
2	45.608	23.927	32.276	22.769	2'04.580CP	144,0	10:02'02.562
3	27.465	23.087	27.626	22.263	1'40.441	<b>243,8</b>	10:03'43.003
4	27.372	22.565	<b>27.049</b>	22.035	1'39.021	241,6	10:05'22.024
5	27.268	22.822	27.580	22.310	1'39.980C	241,6	10:07'02.004
6	27.140	22.601	27.293	21.991	1'39.025	240,5	10:08'41.029
7	<b>27.111</b>	<b>22.546</b>	27.242	<b>21.901</b>	<b>1'38.800</b>	238,4	10:10'19.829

### 21° 17 J. MCPHEE [1'38.980]

Lap	Seg1	Seg2	Seg3	Seg4	Lap Time	km/h	Local Time
1		23.997	33.311	22.843		159,8	
2	27.495	26.474	27.063	22.952	1'43.984	<b>241,6</b>	10:03'47.344
3	27.131	22.749	26.967	22.133	<b>1'38.980</b>	240,0	10:05'26.324
4	27.044	22.714	29.167	23.332	1'42.257	238,4	10:07'08.581
5	<b>27.015</b>	22.964	<b>26.908</b>	22.322	1'39.209	238,9	10:08'47.790
6	27.067	<b>22.684</b>	27.102	<b>22.127</b>	<b>1'38.980</b>	238,4	10:10'26.770

### 22° 31 A. SCIARRETTA [1'39.003]

Lap	Seg1	Seg2	Seg3	Seg4	Lap Time	km/h	Local Time
1							
2	45.053	28.691	28.615	23.098	2'05.457P	230,8	10:02'16.907
3	27.765	23.221	27.547	22.350	1'40.883	236,3	10:03'57.790
4	27.422	23.155	27.091	22.305	1'39.973	<b>236,8</b>	10:05'37.763
5	27.313	22.738	27.200	22.154	1'39.405	235,8	10:07'17.168
6	27.188	<b>22.682</b>	<b>27.036</b>	<b>22.097</b>	<b>1'39.003</b>	<b>236,8</b>	10:08'56.171
7	<b>27.157</b>	22.876	27.072	22.180	1'39.285	235,8	10:10'35.456

### 23° 64 F. CARICASULO [1'39.056]

Lap	Seg1	Seg2	Seg3	Seg4	Lap Time	km/h	Local Time
1		23.397	27.505	22.409		239,5	
2	27.549	22.660	27.006	22.134	1'39.349	<b>247,1</b>	10:03'30.500
3	27.378	22.686	27.113	21.927	1'39.104	240,5	10:05'09.604
4	27.349	22.591	26.993	22.123	<b>1'39.056</b>	240,0	10:06'48.660
5	27.205	22.576	27.397	<b>21.901</b>	1'39.079	234,3	10:08'27.739
6	<b>27.044</b>	<b>22.517</b>	<b>26.868</b>	21.904	1'38.333C	241,1	10:10'06.072

### 24° 7 L. BALDASSARRI [1'39.062]

Lap	Seg1	Seg2	Seg3	Seg4	Lap Time	km/h	Local Time
1		24.378	27.979	22.501		232,8	
2	27.851	26.998	27.669	22.143	1'44.661	<b>236,3</b>	10:03'41.771
3	27.286	22.887	<b>26.908</b>	22.131	1'39.212	235,8	10:05'20.983
4	<b>27.203</b>	22.898	27.114	22.337	1'39.552	233,8	10:07'00.535
5	27.350	27.017	31.055	22.218	1'47.640	232,8	10:08'48.175
6	27.223	<b>22.788</b>	27.014	<b>22.037</b>	<b>1'39.062</b>	234,8	10:10'27.237

### 25° 22 F. FULIGNI [1'39.253]

Lap	Seg1	Seg2	Seg3	Seg4	Lap Time	km/h	Local Time
1							
2	44.919	23.658	28.749	22.654	1'59.980P	231,3	10:02'02.865
3	27.445	<b>22.645</b>	<b>27.009</b>	22.211	1'39.310	<b>242,7</b>	10:03'42.175
4	27.509	22.728	27.262	22.203	1'39.702	<b>242,7</b>	10:05'21.877
5	27.170	22.904	27.163	<b>22.016</b>	<b>1'39.253</b>	239,5	10:07'01.130
6	27.058	25.835	27.725	22.661	1'43.279	235,3	10:08'44.409
7	<b>27.032</b>	22.906	27.185	21.881	1'39.004C	237,4	10:10'23.413

### 26° 74 P. BIESIEKIRSKI [1'39.264]

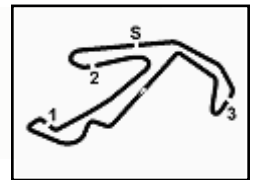
Lap	Seg1	Seg2	Seg3	Seg4	Lap Time	km/h	Local Time
1							
2	43.343	23.591	28.444	22.521	1'57.899P	235,3	10:01'58.755
3	28.007	22.923	27.337	22.073	1'40.340	238,9	10:03'39.095
4	27.667	22.683	27.166	22.159	1'39.675	<b>239,5</b>	10:05'18.770

16/06/2024 P = Pits In/Dut - C = Lap Time Cancelled

These data/results cannot be reproduced, stored and/or transmitted in whole or in part by any manner of electronic, mechanical, photocopying, recording, broadcasting or otherwise now known or herein after developed without the previous express consent by the copyright owner, except for reproduction in daily press and regular printed publications on sale to the public within 60 days of the event related to those data/results and always provided that copyright symbol appears together as follows below.

© DORNA WSBK ORGANIZATION Srl 2024





**Pirelli Emilia-Romagna Round, 14-16 June 2024**  
**Chronological Analysis Warm Up 2**

5	27.458	22.948	<b>27.162</b>	22.082	1'39.650	<b>239,5</b>	10:06'58.420
6	27.378	22.671	27.269	22.055	1'39.373	237,9	10:08'37.793
7	<b>27.312</b>	<b>22.625</b>	27.374	<b>21.953</b>	<b>1'39.264</b>	237,4	10:10'17.057

1							
2	46.287	25.314	30.823	25.337	2'07.761P	199,6	10:02'16.752
3	28.715	25.610	32.723	22.643	1'49.691	142,3	10:04'06.443
4	27.469	<b>23.332</b>	27.451	22.542	<b>1'40.794</b>	<b>228,3</b>	10:05'47.237
5	27.707	23.465	27.509	<b>22.437</b>	1'41.118	226,4	10:07'28.355
6	<b>27.407</b>	23.381	27.505	22.651	1'40.944	226,4	10:09'09.299
7	27.589	23.400	<b>27.406</b>	22.626	1'41.021	<b>228,3</b>	10:10'50.320

27° 51 A. SARMOON [1'39.302]							
Lap	Seg.1	Seg.2	Seg.3	Seg.4	Lap Time	km/h	Local Time
1							
2	48.311	23.787	28.292	24.456	2'04.846P	235,3	10:01'56.929
3	27.371	<b>22.772</b>	27.037	22.264	1'39.444	<b>238,9</b>	10:03'36.373
4	27.431	23.006	27.126	22.492	1'40.055	237,4	10:05'16.428
5	27.557	23.277	30.152	<b>22.209</b>	1'43.195	238,4	10:06'59.623
6	<b>27.170</b>	22.891	<b>27.017</b>	22.224	<b>1'39.302</b>	238,4	10:08'38.925
7	27.258	27.745	27.887	22.224	1'45.114	237,9	10:10'24.039

34° 43 S. JESPERSEN							
Lap	Seg.1	Seg.2	Seg.3	Seg.4	Lap Time	km/h	Local Time
1							
2	42.634	24.040	28.025	<b>22.674</b>	1'57.373P	231,8	10:02'08.698
3	<b>27.409</b>	50.531	32.166	5'02.159	6'52.265P	224,5	10:09'00.963
4	43.090	<b>23.696</b>	<b>27.791</b>	22.811	1'57.388P	<b>232,8</b>	10:10'58.351

28° 39 K. KEANKUM [1'39.316]							
Lap	Seg.1	Seg.2	Seg.3	Seg.4	Lap Time	km/h	Local Time
1		23.653	28.386	24.806		<b>238,4</b>	
2	27.709	23.092	27.562	22.290	1'40.653	237,4	10:03'38.183
3	27.732	22.828	27.651	22.344	1'40.555	236,3	10:05'18.738
4	27.940	22.840	27.381	<b>22.043</b>	1'40.204	236,8	10:06'58.942
5	27.230	<b>22.710</b>	<b>27.225</b>	22.151	<b>1'39.316</b>	236,3	10:08'38.258
6	<b>27.207</b>	22.755	27.377	22.207	1'39.546	235,8	10:10'17.804

29° 27 K. TOBA [1'39.406]							
Lap	Seg.1	Seg.2	Seg.3	Seg.4	Lap Time	km/h	Local Time
1		23.592	27.511	22.487		238,4	
2	27.813	23.175	27.357	22.175	1'40.520	<b>240,0</b>	10:03'32.809
3	27.458	23.078	27.344	22.142	1'40.022	<b>240,0</b>	10:05'12.831
4	27.465	22.881	<b>27.072</b>	<b>21.988</b>	<b>1'39.406</b>	239,5	10:06'52.237
5	<b>27.146</b>	<b>22.877</b>	31.099	26.472	1'47.594	237,4	10:08'39.831
6	27.323	22.964	27.315	22.065	1'39.667	238,4	10:10'19.498

30° 89 K. BIN PAWI [1'39.924]							
Lap	Seg.1	Seg.2	Seg.3	Seg.4	Lap Time	km/h	Local Time
1		24.131	33.689	25.862		145,7	
2	27.968	25.807	<b>27.436</b>	22.490	1'43.701	237,9	10:03'48.616
3	27.464	23.116	27.725	22.558	1'40.863	235,8	10:05'29.479
4	27.569	22.965	27.556	22.216	1'40.306	235,8	10:07'09.785
5	27.320	23.089	27.438	<b>22.194</b>	1'40.041	237,4	10:08'49.826
6	<b>27.256</b>	<b>22.943</b>	27.494	22.231	<b>1'39.924</b>	<b>239,5</b>	10:10'29.750

31° 68 L. POWER [1'39.978]							
Lap	Seg.1	Seg.2	Seg.3	Seg.4	Lap Time	km/h	Local Time
1		23.286	27.329	22.688		239,5	
2	27.757	23.124	<b>26.961</b>	22.436	1'40.278	240,5	10:03'30.066
3	27.671	23.040	27.196	<b>22.387</b>	1'40.294	<b>241,6</b>	10:05'10.360
4	27.542	<b>22.790</b>	27.202	22.444	<b>1'39.978</b>	238,9	10:06'50.338
5	27.678	24.826	28.942	24.170	1'45.616	228,3	10:08'35.954
6	<b>27.493</b>	22.969	27.295	22.423	1'40.180	238,9	10:10'16.134

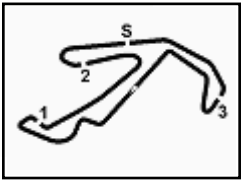
32° 25 M. BRENNER [1'40.623]							
Lap	Seg.1	Seg.2	Seg.3	Seg.4	Lap Time	km/h	Local Time
1		23.694	27.770	22.712		236,8	
2	27.759	23.689	<b>27.108</b>	22.511	1'41.067	<b>240,5</b>	10:03'33.277
3	<b>27.508</b>	23.336	27.300	22.567	1'40.711	236,8	10:05'13.988
4	27.640	23.284	27.296	22.621	1'40.841	237,9	10:06'54.829
5	27.679	<b>23.243</b>	27.215	<b>22.486</b>	<b>1'40.623</b>	236,8	10:08'35.452
6	37.773	27.638	27.638	22.824	1'55.873C	237,4	10:10'31.325

33° 3 R. DE ROSA [1'40.794]							
Lap	Seg.1	Seg.2	Seg.3	Seg.4	Lap Time	km/h	Local Time

16/06/2024 P = Pits In/Out - C = Lap Time Cancelled

These data/results cannot be reproduced, stored and/or transmitted in whole or in part by any manner of electronic, mechanical, photocopying, recording, broadcasting or otherwise now known or herein after developed without the previous express consent by the copyright owner, except for reproduction in daily press and regular printed publications on sale to the public within 60 days of the event related to those data/results and always provided that copyright symbol appears together as follows below.

© DORNA WSBK ORGANIZATION Srl 2024



**Pirelli Emilia-Romagna Round, 14-16 June 2024**  
**Best Laps & Speeds**

Misano Circuit Sic 58 4.226 m

1 / 2

No.	Rider Bike	Nat	Best Lap		FP		SP		WUP1		RC1		WUP2				
			LL	SPD	LL	SPD	LL	SPD	LL	SPD	LL	SPD	LL	SPD			
1	<b>55 Y. MONTELLA</b> Ducati Panigale V2	ITA	<b>1'36.876</b> 65 243,2		1'37.879 18 238,4		<b>1'36.876</b> 16 239,5		1'37.264 7 242,7		1'37.592 18 237,4		1'37.296 6 <b>243,2</b>				
2	<b>99 A. HUERTAS</b> Ducati Panigale V2	ESP	<b>1'36.662</b> 55 245,5		1'37.228 15 242,7		1'36.905 10 240,5		1'36.978 6 243,8		1'37.404 18 242,7		<b>1'36.662</b> 6 <b>245,5</b>				
3	<b>62 S. MANZI</b> Yamaha YZF R6	ITA	<b>1'37.323</b> 70 241,1		1'37.591 21 236,3		1'37.489 19 234,3		1'37.329 6 <b>241,1</b>		1'37.893 18 235,3		<b>1'37.323</b> 6 237,4				
4	<b>53 V. DEBISE</b> Yamaha YZF R6	FRA	<b>1'37.558</b> 63 242,7		1'38.098 16 236,3		<b>1'37.558</b> 18 235,8		1'37.962 5 240,5		1'37.812 18 237,9		1'37.687 6 <b>242,7</b>				
5	<b>66 N. TUULI</b> Ducati Panigale V2	FIN	<b>1'37.633</b> 62 239,5		1'38.937 16 234,3		<b>1'37.633</b> 16 235,8		1'38.462 6 237,9		1'38.774 18 236,8		1'38.052 6 <b>239,5</b>				
6	<b>61 C. ONCU</b> Kawasaki ZX-6R	TUR	<b>1'37.663</b> 37 237,9		1'38.598 13 <b>237,9</b>		<b>1'37.663</b> 13 236,3		1'38.674 5 236,8		1'38.232 1 233,8		1'38.232 5 <b>237,9</b>				
7	<b>64 F. CARICASULO</b> MV Agusta F3 800 RR	ITA	<b>1'37.806</b> 58 247,1		1'39.007 13 239,5		<b>1'37.806</b> 17 246,0		1'38.702 5 241,1		1'38.518 18 243,2		1'39.056 5 <b>247,1</b>				
8	<b>32 D. BAYLISS</b> Ducati Panigale V2	AUS	<b>1'37.876</b> 59 244,9		1'38.654 16 237,4		<b>1'37.876</b> 14 236,8		1'38.383 6 239,5		1'38.569 18 236,8		1'38.047 5 <b>244,9</b>				
9	<b>9 J. NAVARRO</b> Ducati Panigale V2	ESP	<b>1'37.840</b> 50 241,6		1'38.280 11 240,5		1'37.952 14 238,9				1'38.053 18 <b>241,6</b>		<b>1'37.840</b> 6 241,1				
10	<b>13 L. OTTAVIANI</b> MV Agusta F3 800 RR	ITA	<b>1'37.963</b> 63 243,8		1'38.825 15 238,4		<b>1'37.963</b> 18 238,9		1'39.356 6 241,6		1'39.118 18 240,5		1'38.800 6 <b>243,8</b>				
11	<b>40 S. CORSI</b> Ducati Panigale V2	ITA	<b>1'37.942</b> 53 238,9		1'38.287 21 <b>238,9</b>		1'37.993 18 234,3		1'38.328 5 236,3		1'39.019 4 235,8		<b>1'37.942</b> 5 237,9				
12	<b>23 M. SCHROETTER</b> MV Agusta F3 800 RR	GER	<b>1'37.361</b> 54 246,6		1'38.497 12 238,9		1'38.041 14 237,9		1'38.438 5 243,8		1'38.380 18 240,5		<b>1'37.361</b> 5 <b>246,6</b>				
13	<b>94 L. MAHIAS</b> Yamaha YZF R6	FRA	<b>1'37.397</b> 57 238,4		1'38.462 16 232,3		1'38.142 11 230,8		1'38.045 6 236,8		1'38.696 18 237,4		<b>1'37.397</b> 6 <b>238,4</b>				
14	<b>54 B. SOFUOGLU</b> MV Agusta F3 800 RR	TUR	<b>1'37.835</b> 45 246,0		1'38.390 12 238,4		1'38.049 19 237,4		1'38.102 5 <b>246,0</b>		1'38.373 4 244,9		<b>1'37.835</b> 5 243,2				
15	<b>28 G. VAN STRAALLEN</b> Yamaha YZF R6	NED	<b>1'38.083</b> 63 239,5		1'38.508 15 235,3		<b>1'38.083</b> 18 233,8		1'38.210 6 237,4		1'38.877 18 236,3		1'38.698 6 <b>239,5</b>				
16	<b>17 J. MCPHEE</b> Triumph Street Triple RS 765	GBR	<b>1'38.091</b> 45 241,6		1'39.306 12 234,8		<b>1'38.091</b> 14 236,8		1'39.333 5 236,3		1'39.538 9 239,5		1'38.980 5 <b>241,6</b>				
17	<b>5 N. ANTONELLI</b> Ducati Panigale V2	ITA	<b>1'38.129</b> 61 241,1		1'38.683 15 236,8		1'38.144 16 233,3		1'38.589 6 237,9		1'38.536 18 240,5		<b>1'38.129</b> 6 <b>241,1</b>				
18	<b>19 G. GIANNINI</b> Kawasaki ZX-6R	ITA	<b>1'38.152</b> 42 235,8		1'38.984 14 <b>235,8</b>		<b>1'38.152</b> 17 233,8		1'39.233 5 <b>235,8</b>		1'38.785 1 233,3		<b>1'38.152</b> 5 <b>235,8</b>				
19	<b>69 T. BOOTH-AMOS</b> Triumph Street Triple RS 765	GBR	<b>1'38.106</b> 41 242,2		1'39.396 13 235,3		1'38.220 16 238,9		1'38.837 4 238,4		1'39.352 3 237,4		<b>1'38.106</b> 5 <b>242,2</b>				
20	<b>71 T. EDWARDS</b> Ducati Panigale V2	AUS	<b>1'38.245</b> 62 244,9		1'38.615 17 237,9		<b>1'38.245</b> 16 239,5		1'38.989 6 240,5		1'39.272 18 239,5		1'38.750 5 <b>244,9</b>				
21	<b>7 L. BALDASSARRI</b> Triumph Street Triple RS 765	ITA	<b>1'38.613</b> 61 236,8		1'39.404 16 232,8		<b>1'38.613</b> 17 232,8		1'38.830 5 <b>236,8</b>		1'39.124 18 236,3		1'39.062 5 236,3				
22	<b>22 F. FULIGNI</b> Ducati Panigale V2	ITA	<b>1'38.707</b> 62 242,7		1'39.476 15 238,9		<b>1'38.707</b> 17 235,8		1'38.968 6 237,9		1'38.988 18 241,1		1'39.253 6 <b>242,7</b>				
23	<b>72 Y. RUIZ</b> Yamaha YZF R6	ESP	<b>1'38.700</b> 62 239,5		1'39.215 15 235,8		1'38.777 17 233,8		1'39.045 6 238,9		1'39.334 18 237,4		<b>1'38.700</b> 6 <b>239,5</b>				
24	<b>50 D. VOSTATEK</b> Triumph Street Triple RS 765	CZE	<b>1'38.680</b> 59 239,5		1'39.574 17 237,4		1'38.994 14 236,8		1'39.655 5 236,8		1'39.482 18 <b>239,5</b>		<b>1'38.680</b> 5 238,9				
25	<b>27 K. TOBA</b> Honda CBR600RR	JPN	<b>1'39.048</b> 55 241,1		1'40.417 16 237,9		<b>1'39.048</b> 14 238,9		1'41.098 4 <b>241,1</b>		1'39.778 16 240,0		1'39.406 5 240,0				

16/06/2024

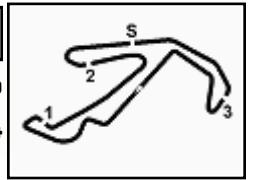
These data/results cannot be reproduced, stored and/or transmitted in whole or in part by any manner of electronic, mechanical, photocopying, recording, broadcasting or otherwise now known or herein after developed without the previous express consent by the copyright owner, except for reproduction in daily press and regular printed publications on sale to the public within 60 days of the event related to those data/results and always provided that copyright symbol appears together as follows below.

© DORNA WSBK ORGANIZATION Srl 2024

FICR PERUGIA TIMING







**Pirelli Emilia-Romagna Round, 14-16 June 2024**  
**Best Laps & Speeds**

Misano Circuit Sic 58 4.226 m

2 / 2

No.	Rider Bike	Nat	Best Lap		FP		SP		WUP1		RC1		WUP2					
			LL	SPD	LL	SPD	LL	SPD	LL	SPD	LL	SPD	LL	SPD				
26	<b>74 P. BIESIEKIRSKI</b> Ducati Panigale V2	POL	<b>1'39.264</b> 58 240,5		1'40.138 12 234,8		1'39.327 16 232,8		1'40.186 6 <b>240,5</b>		1'39.500 18 236,8		<b>1'39.264</b> 6 239,5					
27	<b>51 A. SARMOON</b> Yamaha YZF R6	THA	<b>1'39.302</b> 47 241,1		1'40.255 13 236,3		1'39.361 19 235,8		1'40.401 6 <b>241,1</b>		1'40.276 3 236,3		<b>1'39.302</b> 6 238,9					
28	<b>43 S. JESPERSEN</b> Kawasaki ZX-6R	DEN	<b>1'39.446</b> 61 237,4		1'39.661 18 235,3		<b>1'39.446</b> 16 233,3		1'41.029 6 <b>237,4</b>		1'40.115 18 235,3		3 232,8					
29	<b>31 A. SCIARRETTA</b> Ducati Panigale V2	ITA	<b>1'39.003</b> 68 238,4		1'39.776 17 236,3		1'39.880 21 236,3		1'39.717 6 <b>238,4</b>		1'39.516 18 236,3		<b>1'39.003</b> 6 236,8					
30	<b>39 K. KEANKUM</b> Yamaha YZF R6	THA	<b>1'39.316</b> 60 238,4		1'41.104 15 233,8		1'40.624 17 234,3		1'41.358 5 236,8		1'39.882 18 234,8		<b>1'39.316</b> 5 <b>238,4</b>					
31	<b>25 M. BRENNER</b> Kawasaki ZX-6R	SUI	<b>1'39.900</b> 52 240,5		1'41.546 16 236,3		1'41.258 8 235,3		<b>1'39.900</b> 5 240,0		1'41.379 18 237,9		1'40.623 5 <b>240,5</b>					
32	<b>68 L. POWER</b> MV Agusta F3 800 RR	AUS	<b>1'39.978</b> 22 244,3		1'42.975 4 235,8		1'40.579 5 236,8		1'41.097 5 <b>244,3</b>		1'40.197 3 <b>244,3</b>		<b>1'39.978</b> 5 241,6					
33	<b>3 R. DE ROSA</b> QJMOTOR SRK 800 RR	ITA	<b>1'40.214</b> 65 228,3		1'41.365 18 225,9		<b>1'40.214</b> 17 227,4		1'41.439 6 226,9		1'40.821 18 227,4		1'40.794 6 <b>228,3</b>					
34	<b>89 K. BIN PAWI</b> Honda CBR600RR	MAS	<b>1'39.924</b> 58 239,5		1'41.162 14 236,3		1'40.376 16 234,8		1'40.521 5 238,4		1'40.709 18 233,8		<b>1'39.924</b> 5 <b>239,5</b>					

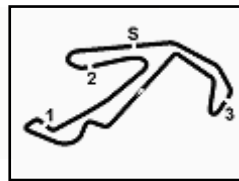
16/06/2024

These data/results cannot be reproduced, stored and/or transmitted in whole or in part by any manner of electronic, mechanical, photocopying, recording, broadcasting or otherwise now known or herein after developed without the previous express consent by the copyright owner, except for reproduction in daily press and regular printed publications on sale to the public within 60 days of the event related to those data/results and always provided that copyright symbol appears together as follows below.

© DORNA WSBK ORGANIZATION Srl 2024

FICR PERUGIA TIMING



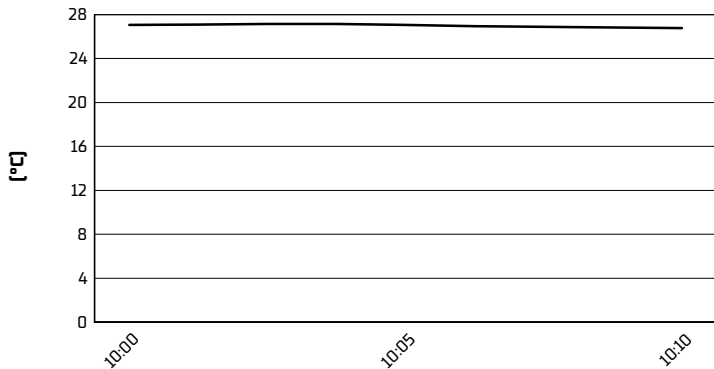


Misano Circuit Sic 58 4.226 m

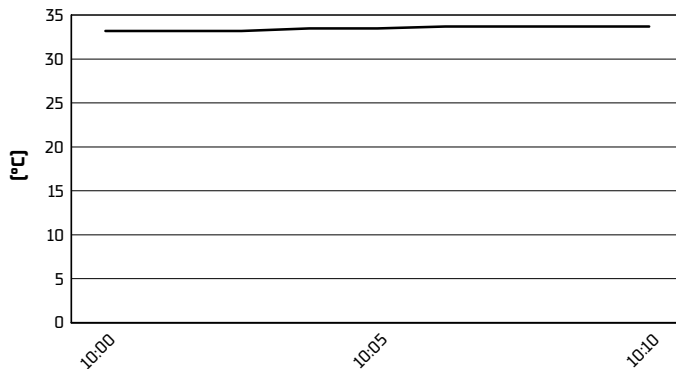
**Pirelli Emilia-Romagna Round, 14-16 June 2024**  
**Weather Report Warm Up 2**

Session started 10:00 - Session ended 10:11

**Air Temperature**



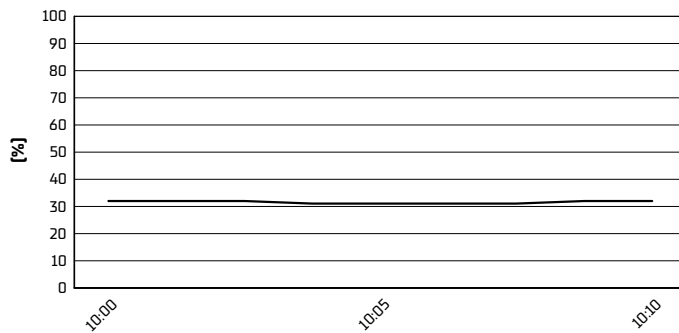
**Track Temperature**



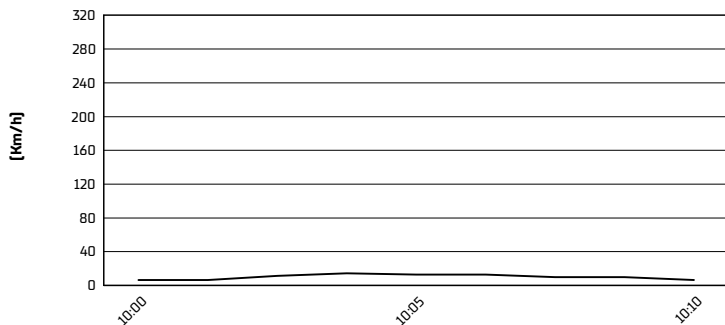
**Air Pressure**



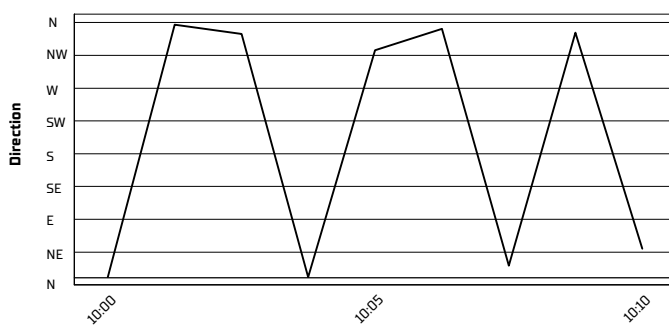
**Humidity**



**Wind Speed**



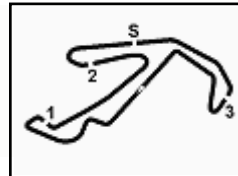
**Wind Direction**



16/06/2024

These data/results cannot be reproduced, stored and/or transmitted in whole or in part by any manner of electronic, mechanical, photocopying, recording, broadcasting or otherwise now known or herein after developed without the previous express consent by the copyright owner, except for reproduction in daily press and regular printed publications on sale to the public within 60 days of the event related to those data/results and always provided that copyright symbol appears together as follows below.

© DORNA WSBK ORGANIZATION Srl 2024



**Pirelli Emilia-Romagna Round, 14-16 June 2024**  
**Starting Grid - Race 2 [18 Laps x 4,226 km = 76,068 km]**

Misano Circuit Sic 58 4.226 m

1	1	<b>99 HUERTAS A.</b> Ducati <b>1'37.404</b> RC1	2	<b>55 MONTELLA Y.</b> Ducati <b>1'37.592</b> RC1	3	<b>53 DEBISE V.</b> Yamaha <b>1'37.812</b> RC1
2	4	<b>62 MANZI S.</b> Yamaha <b>1'37.893</b> RC1	5	<b>9 NAVARRO J.</b> Ducati <b>1'38.053</b> RC1	6	<b>54 SOFUOGLU B.</b> MV Agusta <b>1'38.373</b> RC1
3	7	<b>23 SCHROETTER M.</b> MV Agusta <b>1'38.380</b> RC1	8	<b>64 CARICASULO F.</b> MV Agusta <b>1'38.518</b> RC1	9	<b>5 ANTONELLI N.</b> Ducati <b>1'38.536</b> RC1
4	10	<b>66 TUULI N.</b> Ducati <b>1'37.633</b> SP	11	<b>61 ONCU C.</b> Kawasaki <b>1'37.663</b> SP	12	<b>32 BAYLISS O.</b> Ducati <b>1'37.876</b> SP
5	13	<b>13 OTTAVIANI L.</b> MV <b>1'37.963</b> SP	14	<b>40 CORSI S.</b> Ducati <b>1'37.993</b> SP	15	<b>28 VAN STRAALEN G.</b> Yamaha <b>1'38.083</b> SP
6	16	<b>17 MCPHEE J.</b> Triumph <b>1'38.091</b> SP	17	<b>94 MAHIAS L.</b> Yamaha <b>1'38.142</b> SP	18	<b>19 GIANNINI G.</b> Kawasaki <b>1'38.152</b> SP
7	19	<b>69 BOOTH-AMOS T.</b> Triumph <b>1'38.220</b> SP	20	<b>71 EDWARDS T.</b> Ducati <b>1'38.245</b> SP	21	<b>7 BALDASSARRI L.</b> Triumph <b>1'38.613</b> SP
8	22	<b>22 FULIGNI F.</b> Ducati <b>1'38.707</b> SP	23	<b>72 RUIZ Y.</b> Yamaha <b>1'38.777</b> SP	24	<b>50 VOSTATEK O.</b> Triumph <b>1'38.994</b> SP
9	25	<b>27 TOBA K.</b> Honda <b>1'39.048</b> SP	26	<b>74 BIESIEKIRSKI P.</b> Ducati <b>1'39.327</b> SP	27	<b>51 SARMOON A.</b> Yamaha <b>1'39.361</b> SP
10	28	<b>43 JESPERSEN S.</b> Kawasaki <b>1'39.446</b> SP	29	<b>31 SCIARRETTA A.</b> Ducati <b>1'39.880</b> SP	30	<b>3 DE ROSA R.</b> QJMOTOR <b>1'40.214</b> SP
11	31	<b>89 BIN PAWI K.</b> Honda <b>1'40.376</b> SP	32	<b>68 POWER L.</b> MV Agusta <b>1'40.579</b> SP	33	<b>39 KEANKUM K.</b> Yamaha <b>1'40.624</b> SP
12	34	<b>25 BRENNER M.</b> Kawasaki <b>1'41.258</b> SP				

N.51 (Sarmoon A.) has been penalized with a Long Lap Penalty for Irresponsible Riding during Race 1 (causing a crash)

16/06/2024 The Race Director .....

\* = Penalized

These data/results cannot be reproduced, stored and/or transmitted in whole or in part by any manner of electronic, mechanical, photocopying, recording, broadcasting or otherwise now known or herein after developed without the previous express consent by the copyright owner, except for reproduction in daily press and regular printed publications on sale to the public within 60 days of the event related to those data/results and always provided that copyright symbol appears together as follows below. © DORNA WSBK ORGANIZATION Srl 2024