

Pirelli Emilia-Romagna Round, 14-16 June 2024
Biographical Entry List

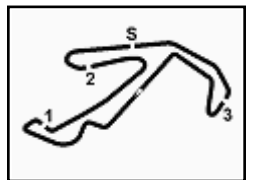
Misano Circuit Sic 58 4.226 m

No.	Rider (Abbreviation)	Nat	Bike	Wins 2024	Podiums 2024	Pole 2024	Races 2024	Tyres
	Age Date of Birth Place of Birth		Team					
1	1 BUIS Jeffrey (Bui) 22 27/12/2001 Meppel	NED	KTM RC 390 R Freudenberg KTM-PALIGO Racing	12 1	21 1	2	57 2	Pireli
2*	5 BONETTI Matteo (Bon) 19 12/05/2005 Brescia	ITA	Kawasaki Ninja 400 MRT Corse					Pireli
3	7 VENEMAN Loris (Ven) 17 10/09/2006 Dalfsen	NED	Kawasaki Ninja 400 MTM Kawasaki	1	3 1		20 4	Pireli
4	8 IERACI Bruno (Ier) 23 14/08/2000 Giulianova	ITA	Kawasaki Ninja 400 Team ProDina Kawasaki	2	4 1		56 4	Pireli
5	9 ERCOLANI Emiliano (Erc) 19 16/02/2005 Pesaro	ITA	Yamaha YZF-R3 Yamaha Motocrossing WorldSSP300 Team				3 3	Pireli
6	11 NOVOTNY Filip (Nov) 16 11/09/2007 Brno	CZE	Kawasaki Ninja 400 Accolade Smrz Racing BGR				4 4	Pireli
7	17 BIJMAN Ruben (Bij) 20 27/09/2003 Lopik	NED	Kawasaki Ninja 400 Team Flemnbo-PL Performances				49 4	Pireli
8	18 FLEMING Varis (Fle) 17 03/03/2007 Nonthaburi	THA	Kawasaki Ninja 400 Team Flemnbo-PL Performances					Pireli
9*	19 PLAZZI Nicola (Pla) 19 05/09/2004 Ravenna	ITA	Kawasaki Ninja 400 MGIM Corse					Pireli
10	22 GARCIA Marc (Gar) 24 01/11/1999 Barbera Del Valles	ESP	Kove 321 RR-S KOVE Racing Team	7	14	2	64 4	Pireli
11	23 DI SORA Samuel (DiS) 23 08/05/2001 Bayonne	FRA	Yamaha YZF-R3 ARCO SASH MotoR University Team	2	14 1		69 4	Pireli
12	24 AGAZZI Michel (Aga) 22 02/09/2001 Bergamo	ITA	Yamaha YZF-R3 MS Racing				6 4	Pireli
13	25 MARTELLA Mattia (Mar) 19 25/02/2005 Alatri - Frosinone	ITA	Kawasaki Ninja 400 Kawasaki GP Project				22 4	Pireli
14	26 GENNAI Mirko (Gen) 21 07/03/2003 Firenze	ITA	Kawasaki Ninja 400 MTM Kawasaki	4	10		64 4	Pireli
15	27 CLARK Christopher (Cla) 17 15/11/2006 Arlington	USA	Kawasaki Ninja 400 Accolade Smrz Racing BGR				8 4	Pireli
16	29 ZANNINI Giacomo (Zan) 24 03/08/1999 Comacchio	ITA	Kawasaki Ninja 400 Team ProDina Kawasaki				4 4	Pireli
17	31 BARTOLINI Elia (Bar) 20 31/07/2003 Cesena	ITA	Yamaha YZF-R3 Yamaha Motocrossing WorldSSP300 Team				4 4	Pireli
18	38 SALVADOR David (Sal) 20 27/06/2003 Madrid	ESP	Yamaha YZF-R3 MS Racing				4 4	Pireli
19	41 TRAGNI Raffaele (Tra) 22 28/05/2002 Altamura (Ba)	ITA	Yamaha YZF-R3 Pata Yamaha AG Motorsport Italia				20 4	Pireli
20	43 GAGGI Marco (Gag) 20 25/12/2003 Fano	ITA	Yamaha YZF-R3 Team BrCorse		3		50 4	Pireli
21	47 SEABRIGHT Fenton (Sea) 22 14/06/2002 Chelmsford	GBR	Kawasaki Ninja 400 Kawasaki GP Project			1 1	36 4	Pireli
22	48 GARCIA GONZALEZ Julio (CaJ) 17 10/07/2006 Malaga	ESP	Kove 321 RR-S KOVE Racing Team		2 1	1 1	21 3	Pireli
23	53 SVOBODA Petr (Svo) 21 04/12/2002 Brno	CZE	Kawasaki Ninja 400 Fusport-RT Motorsport by SKM-Kawasaki	2	4 1		52 4	Pireli
24	55 CALATAYUD Unai (Cal) 20 31/01/2004 Bicorp	ESP	Yamaha YZF-R3 ARCO SASH MotoR University Team		1 1		14 4	Pireli
25	56 PRATAMA Galang Hendra (Pra) 25 10/03/1999 Yogyakarta	INA	Yamaha YZF-R3 ProGP NitiRacing	2	2	3	35 4	Pireli
26	57 MAHENDRA Aidi Satya (Mah) 17 27/06/2006 Yogyakarta Bantul	INA	Yamaha YZF-R3 Team BrCorse	1	2 1		8 4	Pireli
27	58 IGLESIAS BRAVO Inigo (Igl) 22 09/04/2002 Errenteria	ESP	Kawasaki Ninja 400 Fusport-RT Motorsport by SKM-Kawasaki	1 1	6 2	1	46 4	Pireli
28	62 FONTAINHA Kevin (Fon) 17 26/07/2006 Brazil	BRA	Yamaha YZF-R3 Yamaha AD78 FIM LA by MS Racing				7 3	Pireli
29	66 TONN Phillip (Ton) 18 22/08/2005 Werdau	GER	KTM RC 390 R Freudenberg KTM-PALIGO Racing				6 4	Pireli
30	71 BOLANO HERNANDEZ Ivan (Bol) 18 05/04/2006 Badajoz	ESP	Kawasaki Ninja 400 DEZA-BOX 77 Racing Team				6 4	Pireli
31	77 OSUNA SAEZ Jose Manuel (Osu) 17 06/02/2007 Écija	ESP	Kawasaki Ninja 400 DEZA-BOX 77 Racing Team		1		19 4	Pireli
32	80 MANSO Gustavo (Man) 19 19/11/2004 Brazil	BRA	Yamaha YZF-R3 Yamaha AD78 FIM LA by MS Racing				4 4	Pireli
33	88 MOGEDA Daniel (Mog) 19 03/06/2005 Castelldefels	ESP	Kawasaki Ninja 400 Team#109 Retro Traffic Kawasaki	2 2	4 2		44 4	Pireli
34	91 VANNUCCI Matteo (Van) 21 19/05/2003 Bagno a Ripoli	ITA	Yamaha YZF-R3 Pata Yamaha AG Motorsport Italia	3	8	3	33 2	Pireli

14/06/2024

* = Wild Card

** = One Event



Pirelli Emilia-Romagna Round, 14-16 June 2024
Results Free Practice

No.	Rider	Nat	Team	Bike	Time	Gap	Rel.	Laps	Speed	
									Avg	Max
1	57 A. MAHENDRA	INA	Team BrCorse	Yamaha YZF-R3	1'48.979			12	139,601	184,3
2	43 M. GAGGI	ITA	Team BrCorse	Yamaha YZF-R3	1'49.179	0.200	0.200	10	139,345	184,3
3	31 E. BARTOLINI	ITA	Yamaha Motoxracing WorldSSP300 Team	Yamaha YZF-R3	1'49.254	0.275	0.075	12	139,250	183,1
4	88 D. MOGEDA	ESP	Team#109 Retro Traffic Kawasaki	Kawasaki Ninja 400	1'49.371	0.392	0.117	13	139,101	187,2
5	48 J. GARCIA GONZALEZ	ESP	KOVE Racing Team	Kove 321 RR-S	1'49.411	0.432	0.040	11	139,050	185,2
6	8 B. IERACI	ITA	Team ProDina Kawasaki	Kawasaki Ninja 400	1'49.439	0.460	0.028	12	139,014	180,6
7	53 P. SVOBODA	CZE	Fusport-RT Motorsport by SKM-Kawasaki	Kawasaki Ninja 400	1'49.463	0.484	0.024	14	138,984	186,2
8	77 J. OSUNA SAEZ	ESP	DEZA-BOX 77 Racing Team	Kawasaki Ninja 400	1'49.534	0.555	0.071	13	138,894	184,6
9	56 G. PRATAMA	INA	ProGP NitiRacing	Yamaha YZF-R3	1'49.630	0.651	0.096	11	138,772	186,9
10	9 E. ERCOLANI	ITA	Yamaha Motoxracing WorldSSP300 Team	Yamaha YZF-R3	1'49.825	0.846	0.195	11	138,526	182,4
11	55 U. CALATAYUD	ESP	ARCO SASH MotoR University Team	Yamaha YZF-R3	1'49.865	0.886	0.040	10	138,475	183,7
12	7 L. VENEMAN	NED	MTM Kawasaki	Kawasaki Ninja 400	1'50.064	1.085	0.199	11	138,225	182,7
13	58 I. IGLESIAS BRAVO	ESP	Fusport-RT Motorsport by SKM-Kawasaki	Kawasaki Ninja 400	1'50.152	1.173	0.088	12	138,115	183,1
14	26 M. GENNAI	ITA	MTM Kawasaki	Kawasaki Ninja 400	1'50.170	1.191	0.018	10	138,092	186,9
15	23 S. DI SORA	FRA	ARCO SASH MotoR University Team	Yamaha YZF-R3	1'50.219	1.240	0.049	10	138,031	181,8
16	1 J. BUIJ	NED	Freudenberg KTM-PALIGD Racing	KTM RC 390 R	1'50.220	1.241	0.001	11	138,029	185,6
17	17 R. BIJMAN	NED	Team Flembbo-PL Performances	Kawasaki Ninja 400	1'50.301	1.322	0.081	12	137,928	182,4
18	22 M. GARCIA	ESP	KOVE Racing Team	Kove 321 RR-S	1'50.308	1.329	0.007	11	137,919	183,4
19	47 F. SEABRIGHT	GBR	Kawasaki GP Project	Kawasaki Ninja 400	1'50.345	1.366	0.037	13	137,873	183,7
20	91 M. VANNUCCI	ITA	Pata Yamaha AG Motorsport Italia	Yamaha YZF-R3	1'50.460	1.481	0.115	11	137,729	177,6
21	66 P. TONN	GER	Freudenberg KTM-PALIGD Racing	KTM RC 390 R	1'50.570	1.591	0.110	14	137,592	184,6
22	62 K. FONTAINHA	BRA	Yamaha AD78 FIM LA by MS Racing	Yamaha YZF-R3	1'50.573	1.594	0.003	14	137,589	178,5
23	41 R. TRAGNI	ITA	Pata Yamaha AG Motorsport Italia	Yamaha YZF-R3	1'50.605	1.626	0.032	12	137,549	186,5
24	29 G. ZANNINI	ITA	Team ProDina Kawasaki	Kawasaki Ninja 400	1'50.681	1.702	0.076	12	137,454	182,7
25	38 D. SALVADOR	ESP	MS Racing	Yamaha YZF-R3	1'50.897	1.918	0.216	13	137,187	183,4
26	25 M. MARTELLA	ITA	Kawasaki GP Project	Kawasaki Ninja 400	1'51.408	2.429	0.511	12	136,558	176,2
27	24 M. AGAZZI	ITA	MS Racing	Yamaha YZF-R3	1'51.519	2.540	0.111	6	136,422	178,8
28	80 G. MANSO	BRA	Yamaha AD78 FIM LA by MS Racing	Yamaha YZF-R3	1'51.530	2.551	0.011	8	136,408	182,7
29	5 M. BONETTI	ITA	MRT Corse	Kawasaki Ninja 400	1'52.117	3.138	0.587	7	135,694	183,1
30	19 N. PLAZZI	ITA	MGIM Corse	Kawasaki Ninja 400	1'52.131	3.152	0.014	12	135,677	180,6
31	18 V. FLEMING	THA	Team Flembbo-PL Performances	Kawasaki Ninja 400	1'52.728	3.749	0.597	13	134,958	177,3
32	71 I. BOLANO HERNANDEZ	ESP	DEZA-BOX 77 Racing Team	Kawasaki Ninja 400	1'52.800	3.821	0.072	13	134,872	182,1
Out 105% in this Session										
33	11 F. NOVOTNY	CZE	Accolade Smrz Racing BGR	Kawasaki Ninja 400	1'54.516	5.537	1.716	12	132,851	177,0
34	27 C. CLARK	USA	Accolade Smrz Racing BGR	Kawasaki Ninja 400	1'55.846	6.867	1.330	12	131,326	177,3

Qualifying Lap Time (105% of 1'48.979): 1'54.428

AIR	Humidity:	54%	Temp:	23°C
TRACK	Condition:	Dry	Temp:	29°C

Records	Pole	(SP)	2022	M.Vannucci	1'48.501	140,220	Km/h
	Race	(RC1)	2022	V.Steeman	1'48.793	139,840	Km/h
	All Times	(SP)	2022	M.Vannucci	1'48.501	140,220	Km/h

Start 14/06/2024 09:40 End 10:10 The results are provisional until the end of the time limit for protests and appeals and the completion of the technical checks.

These data/results cannot be reproduced, stored and/or transmitted in whole or in part by any manner of electronic, mechanical, photocopying, recording, broadcasting or otherwise now known or herein after developed without the previous express consent by the copyright owner, except for reproduction in daily press and regular printed publications on sale to the public within 60 days of the event related to those data/results and always provided that copyright symbol appears together as follows below.

© DORNA WSBK ORGANIZATION Srl 2024

Pirelli Emilia-Romagna Round, 14-16 June 2024
Results Free Practice

Misano Circuit Sic 58 4.226 m

2 / 2

Session Highlights

Local Time	No. Rider	Description
09.40.00		Start of Session
09.40.19		WorldSSP300 Pit Intervention Time: 1min 21secs
09.40.20	29 G. ZANNINI	#29 Current Lap Cancelled - Exceeded Track Limits - Turn 1
09.40.33	58 I. IGLESIAS BRAVO	#58 Current Lap Cancelled - Exceeded Track Limits - Turn 1
09.40.34	17 R. BIJMAN	#17 Current Lap Cancelled - Exceeded Track Limits - Turn 1
09.40.51	25 M. MARTELLA	#25 Current Lap Cancelled - Exceeded Track Limits - Turn 1
09.44.30	43 M. GAGGI	#43 Must immediately leave the track - Technical Problem
09.49.52	7 L. VENEMAN	#7 Current Lap Cancelled - Exceeded Track Limits - Turn 1
09.50.23	58 I. IGLESIAS BRAVO	#58 Current Lap Cancelled - Exceeded Track Limits - Turn 1
09.51.52	88 D. MOGEDA	#88 Current Lap Cancelled - Exceeded Track Limits - Turn 1
09.53.29	25 M. MARTELLA	#25 Current Lap Cancelled - Exceeded Track Limits - Turn 1
09.54.12	26 M. GENNAI	#26 Lap Cancelled [1'52.469] - Exceeded Track Limits - Turn 16
09.55.01	24 M. AGAZZI	#24 Technical Problem - Turn 10
09.55.47	7 L. VENEMAN	#7 Current Lap Cancelled - Exceeded Track Limits - Turn 1
09.57.35	62 K. FONTAINHA	#62 Current Lap Cancelled - Exceeded Track Limits - Turn 1
09.57.41	17 R. BIJMAN	#17 Current Lap Cancelled - Exceeded Track Limits - Turn 1
09.59.08	58 I. IGLESIAS BRAVO	#58 Lap Cancelled [1'54.920] - Yellow Flag - Turn 10
09.59.13	1 J. BUIS	#1 Lap Cancelled [1'53.259] - Yellow Flag - Turn 10
09.59.25	43 M. GAGGI	#43 Current Lap Cancelled - Exceeded Track Limits - Turn 1
09.59.47	80 G. MANSO	#80 Technical Problem - Turn 15
10.01.24	31 E. BARTOLINI	#31 Current Lap Cancelled - Exceeded Track Limits - Turn 1
10.02.10	71 I. BOLANO HERNANDEZ	#71 Lap Cancelled [1'53.086] - Exceeded Track Limits - Turn 15
10.02.17	47 F. SEABRIGHT	#47 Lap Cancelled [1'52.906] - Exceeded Track Limits - Turn 15
10.04.01	71 I. BOLANO HERNANDEZ	#71 Lap Cancelled [1'52.039] - Exceeded Track Limits - Turn 15
10.04.33	9 E. ERCOLANI	#9 Lap Cancelled [1'50.124] - Exceeded Track Limits - Turn 15
10.05.22	71 I. BOLANO HERNANDEZ	#71 Lap Cancelled [1'51.369] - Exceeded Track Limits - Turn 15
10.05.57	9 E. ERCOLANI	#9 Lap Cancelled [1'50.255] - Exceeded Track Limits - Turn 15
10.06.20	88 D. MOGEDA	#88 Lap Cancelled [1'49.889] - Exceeded Track Limits - Turn 15
10.06.41	47 F. SEABRIGHT	#47 Lap Cancelled [1'51.877] - Exceeded Track Limits - Turn 15
10.10.14		End of Session

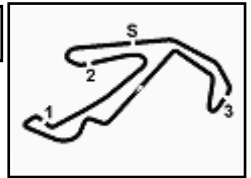
Fastest Laps Sequence

No.	Rider	Nat	Team	Bike	Local Time	Time	Gap	Avg
8	B. IERACI	ITA	Team ProDina Kawasaki	Kawasaki Ninja 400	09:43'58.290	1'52.465		135,274
29	G. ZANNINI	ITA	Team ProDina Kawasaki	Kawasaki Ninja 400	09:44'00.897	1'52.426	-0.039	135,321
31	E. BARTOLINI	ITA	Yamaha Motoxracing WorldSSP300 Team	Yamaha YZF-R3	09:44'01.204	1'50.579	-1.847	137,581
58	I. IGLESIAS BRAVO	ESP	Fusport-RT Motorsport by SKM-Kawasaki	Kawasaki Ninja 400	09:46'03.998	1'50.489	-0.090	137,693
57	A. MAHENDRA	INA	Team BrCorse	Yamaha YZF-R3	09:46'15.603	1'50.264	-0.225	137,974
57	A. MAHENDRA	INA	Team BrCorse	Yamaha YZF-R3	09:49'56.540	1'50.257	-0.007	137,983
55	U. CALATAYUD	ESP	ARCO SASH MotoR University Team	Yamaha YZF-R3	09:51'40.578	1'49.865	-0.392	138,475
57	A. MAHENDRA	INA	Team BrCorse	Yamaha YZF-R3	09:51'45.911	1'49.371	-0.494	139,101
57	A. MAHENDRA	INA	Team BrCorse	Yamaha YZF-R3	09:59'19.842	1'49.165	-0.206	139,363
57	A. MAHENDRA	INA	Team BrCorse	Yamaha YZF-R3	10:01'08.821	1'48.979	-0.186	139,601

Start 09:40 End 10:10 The results are provisional until the end of the time limit for protests and appeals and the completion of the technical checks.

These data/results cannot be reproduced, stored and/or transmitted in whole or in part by any manner of electronic, mechanical, photocopying, recording, broadcasting or otherwise now known or herein after developed without the previous express consent by the copyright owner, except for reproduction in daily press and regular printed publications on sale to the public within 60 days of the event related to those data/results and always provided that copyright symbol appears together as follows below.

© DORNA WSBK ORGANIZATION Srl 2024



Pirelli Emilia-Romagna Round, 14-16 June 2024
Best Sectors & Speed Free Practice

Misano Circuit Sic 58 4.226 m

BEST LAP			
1	57	A. MAHENDRA	Yamaha YZF-R3 1'48.979
2	43	M. GAGGI	Yamaha YZF-R3 1'49.179
3	31	E. BARTOLINI	Yamaha YZF-R3 1'49.254
4	88	D. MOGEDA	Kawasaki Ninja 400 1'49.371
5	48	J. GARCIA GONZALEZ	Kove 321 RR-5 1'49.411
6	8	B. IERACI	Kawasaki Ninja 400 1'49.439
7	53	P. SVOBODA	Kawasaki Ninja 400 1'49.463
8	77	J. OSUNA SAEZ	Kawasaki Ninja 400 1'49.534
9	56	G. PRATAMA	Yamaha YZF-R3 1'49.630
10	9	E. ERCOLANI	Yamaha YZF-R3 1'49.825
11	55	U. CALATAYUD	Yamaha YZF-R3 1'49.865
12	7	L. VENEMAN	Kawasaki Ninja 400 1'50.064
13	58	I. IGLESIAS BRAVO	Kawasaki Ninja 400 1'50.152
14	26	M. GENNAI	Kawasaki Ninja 400 1'50.170
15	23	S. DI SORA	Yamaha YZF-R3 1'50.219
16	1	J. BUIS	KTM RC 390 R 1'50.220
17	17	R. BJUMAN	Kawasaki Ninja 400 1'50.301
18	22	M. GARCIA	Kove 321 RR-5 1'50.308
19	47	F. SEABRIGHT	Kawasaki Ninja 400 1'50.345
20	91	M. VANNUCCI	Yamaha YZF-R3 1'50.460
21	66	P. TONN	KTM RC 390 R 1'50.570
22	62	K. FONTAINHA	Yamaha YZF-R3 1'50.573
23	41	R. TRAGNI	Yamaha YZF-R3 1'50.605
24	29	G. ZANNINI	Kawasaki Ninja 400 1'50.681
25	38	D. SALVADOR	Yamaha YZF-R3 1'50.897
26	25	M. MARTELLA	Kawasaki Ninja 400 1'51.408
27	24	M. AGAZZI	Yamaha YZF-R3 1'51.519
28	80	G. MANSO	Yamaha YZF-R3 1'51.530
29	5	M. BONETTI	Kawasaki Ninja 400 1'52.117
30	19	N. PLAZZI	Kawasaki Ninja 400 1'52.131
31	18	V. FLEMING	Kawasaki Ninja 400 1'52.728
32	71	I. BOLANO HERNANDEZ	Kawasaki Ninja 400 1'52.800
33	11	F. NOVOTNY	Kawasaki Ninja 400 1'54.516
34	27	C. CLARK	Kawasaki Ninja 400 1'55.846

SPEED			
1	88	D. MOGEDA	Kawasaki Ninja 400 187,2
2	56	G. PRATAMA	Yamaha YZF-R3 186,9
3	26	M. GENNAI	Kawasaki Ninja 400 186,9
4	41	R. TRAGNI	Yamaha YZF-R3 186,5
5	53	P. SVOBODA	Kawasaki Ninja 400 186,2
6	1	J. BUIS	KTM RC 390 R 185,6
7	48	J. GARCIA GONZALEZ	Kove 321 RR-5 185,2
8	66	P. TONN	KTM RC 390 R 184,6
9	77	J. OSUNA SAEZ	Kawasaki Ninja 400 184,6
10	43	M. GAGGI	Yamaha YZF-R3 184,3
11	57	A. MAHENDRA	Yamaha YZF-R3 184,3
12	55	U. CALATAYUD	Yamaha YZF-R3 183,7
13	47	F. SEABRIGHT	Kawasaki Ninja 400 183,7
14	22	M. GARCIA	Kove 321 RR-5 183,4
15	38	D. SALVADOR	Yamaha YZF-R3 183,4
16	5	M. BONETTI	Kawasaki Ninja 400 183,1
17	31	E. BARTOLINI	Yamaha YZF-R3 183,1
18	58	I. IGLESIAS BRAVO	Kawasaki Ninja 400 183,1
19	80	G. MANSO	Yamaha YZF-R3 182,7
20	29	G. ZANNINI	Kawasaki Ninja 400 182,7
21	7	L. VENEMAN	Kawasaki Ninja 400 182,7
22	17	R. BJUMAN	Kawasaki Ninja 400 182,4
23	9	E. ERCOLANI	Yamaha YZF-R3 182,4
24	71	I. BOLANO HERNANDEZ	Kawasaki Ninja 400 182,1
25	23	S. DI SORA	Yamaha YZF-R3 181,8
26	8	B. IERACI	Kawasaki Ninja 400 180,6
27	19	N. PLAZZI	Kawasaki Ninja 400 180,6
28	24	M. AGAZZI	Yamaha YZF-R3 178,8
29	62	K. FONTAINHA	Yamaha YZF-R3 178,5
30	91	M. VANNUCCI	Yamaha YZF-R3 177,6
31	27	C. CLARK	Kawasaki Ninja 400 177,3
32	18	V. FLEMING	Kawasaki Ninja 400 177,3
33	11	F. NOVOTNY	Kawasaki Ninja 400 177,0
34	25	M. MARTELLA	Kawasaki Ninja 400 176,2

SEG. 1		
1	57	A. MAHENDRA 28.107
2	31	E. BARTOLINI 28.318
3	48	J. GARCIA GONZALEZ 28.333
4	8	B. IERACI 28.388
5	53	P. SVOBODA 28.392
6	91	M. VANNUCCI 28.419
7	22	M. GARCIA 28.421
8	47	F. SEABRIGHT 28.423
9	77	J. OSUNA SAEZ 28.427
10	43	M. GAGGI 28.430
11	9	E. ERCOLANI 28.475
12	58	I. IGLESIAS BRAVO 28.491
13	23	S. DI SORA 28.505
14	1	J. BUIS 28.522
15	17	R. BJUMAN 28.536
16	55	U. CALATAYUD 28.546
17	38	D. SALVADOR 28.548
18	56	G. PRATAMA 28.557
19	88	D. MOGEDA 28.575
20	62	K. FONTAINHA 28.581
21	26	M. GENNAI 28.591
22	7	L. VENEMAN 28.615
23	66	P. TONN 28.634
24	41	R. TRAGNI 28.649
25	19	N. PLAZZI 28.754
26	29	G. ZANNINI 28.760
27	25	M. MARTELLA 28.809
28	24	M. AGAZZI 28.846
29	5	M. BONETTI 28.941
30	80	G. MANSO 28.945
31	71	I. BOLANO HERNANDEZ 29.008
32	18	V. FLEMING 29.021
33	11	F. NOVOTNY 29.668
34	27	C. CLARK 30.020

SEG. 2		
1	56	G. PRATAMA 25.897
2	57	A. MAHENDRA 25.938
3	88	D. MOGEDA 25.979
4	55	U. CALATAYUD 25.983
5	43	M. GAGGI 26.041
6	8	B. IERACI 26.050
7	48	J. GARCIA GONZALEZ 26.058
8	31	E. BARTOLINI 26.076
9	9	E. ERCOLANI 26.161
10	1	J. BUIS 26.164
11	53	P. SVOBODA 26.166
12	66	P. TONN 26.175
13	91	M. VANNUCCI 26.181
14	77	J. OSUNA SAEZ 26.196
15	23	S. DI SORA 26.240
16	41	R. TRAGNI 26.255
17	22	M. GARCIA 26.259
18	38	D. SALVADOR 26.289
19	80	G. MANSO 26.312
20	7	L. VENEMAN 26.316
21	62	K. FONTAINHA 26.320
22	58	I. IGLESIAS BRAVO 26.349
23	26	M. GENNAI 26.363
24	17	R. BJUMAN 26.407
25	29	G. ZANNINI 26.413
26	24	M. AGAZZI 26.457
27	47	F. SEABRIGHT 26.500
28	25	M. MARTELLA 26.541
29	5	M. BONETTI 26.626
30	71	I. BOLANO HERNANDEZ 26.686
31	18	V. FLEMING 26.799
32	19	N. PLAZZI 26.829
33	11	F. NOVOTNY 27.355
34	27	C. CLARK 27.667

SEG. 3		
1	31	E. BARTOLINI 30.618
2	57	A. MAHENDRA 30.704
3	8	B. IERACI 30.796
4	43	M. GAGGI 30.831
5	56	G. PRATAMA 30.870
6	88	D. MOGEDA 30.904
7	53	P. SVOBODA 30.915
8	23	S. DI SORA 30.926
9	48	J. GARCIA GONZALEZ 30.945
10	26	M. GENNAI 31.011
11	17	R. BJUMAN 31.013
12	55	U. CALATAYUD 31.024
13	77	J. OSUNA SAEZ 31.048
14	9	E. ERCOLANI 31.049
15	7	L. VENEMAN 31.087
16	58	I. IGLESIAS BRAVO 31.106
17	41	R. TRAGNI 31.133
18	62	K. FONTAINHA 31.147
19	29	G. ZANNINI 31.149
20	22	M. GARCIA 31.164
21	47	F. SEABRIGHT 31.181
22	1	J. BUIS 31.192
23	66	P. TONN 31.211
24	71	I. BOLANO HERNANDEZ 31.243
25	19	N. PLAZZI 31.345
26	80	G. MANSO 31.367
27	38	D. SALVADOR 31.369
28	91	M. VANNUCCI 31.380
29	5	M. BONETTI 31.460
30	25	M. MARTELLA 31.542
31	24	M. AGAZZI 31.655
32	18	V. FLEMING 32.177
33	11	F. NOVOTNY 32.396
34	27	C. CLARK 32.670

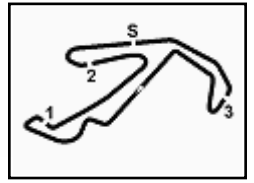
SEG. 4		
1	88	D. MOGEDA 23.746
2	77	J. OSUNA SAEZ 23.814
3	53	P. SVOBODA 23.823
4	43	M. GAGGI 23.877
5	31	E. BARTOLINI 23.934
6	7	L. VENEMAN 23.956
7	48	J. GARCIA GONZALEZ 23.987
8	57	A. MAHENDRA 23.991
9	91	M. VANNUCCI 24.006
10	58	I. IGLESIAS BRAVO 24.022
11	8	B. IERACI 24.023
12	9	E. ERCOLANI 24.029
13	17	R. BJUMAN 24.060
14	1	J. BUIS 24.072
15	47	F. SEABRIGHT 24.108
16	55	U. CALATAYUD 24.149
17	22	M. GARCIA 24.157
18	62	K. FONTAINHA 24.159
19	23	S. DI SORA 24.182
20	56	G. PRATAMA 24.184
21	41	R. TRAGNI 24.194
22	66	P. TONN 24.196
23	26	M. GENNAI 24.205
24	29	G. ZANNINI 24.206
25	38	D. SALVADOR 24.234
26	25	M. MARTELLA 24.282
27	19	N. PLAZZI 24.318
28	24	M. AGAZZI 24.376
29	80	G. MANSO 24.392
30	71	I. BOLANO HERNANDEZ 24.483
31	5	M. BONETTI 24.530
32	18	V. FLEMING 24.557
33	11	F. NOVOTNY 24.914
34	27	C. CLARK 25.427

14/06/2024

These data/results cannot be reproduced, stored and/or transmitted in whole or in part by any manner of electronic, mechanical, photocopying, recording, broadcasting or otherwise now known or herein after developed without the previous express consent by the copyright owner, except for reproduction in daily press and regular printed publications on sale to the public within 60 days of the event related to those data/results and always provided that copyright symbol appears together as follows below.

© DORNA WSBK ORGANIZATION Srl 2024





Misano Circuit Sic 4.226 m

Pirelli Emilia-Romagna Round, 14-16 June 2024
Ideal Times Free Practice

No.	Rider	Nat	Bike	Seg. 1	Seg. 2	Seg. 3	Seg. 4	Ideal Time		
				Diff. 1	Diff. 2	Diff. 3	Diff. 4	Best Lap	Pos.	Diff.
1	57 A. MAHENDRA	INA	Yamaha YZF-R3	28.107 +0.100	25.938 +0.020	30.704	23.991 +0.119	1'48.740 1'48.979	1	0.239
2	31 E. BARTOLINI	ITA	Yamaha YZF-R3	28.318	26.076	30.618 +0.308	23.934	1'48.946 1'49.254	3	0.308
3	43 M. GAGGI	ITA	Yamaha YZF-R3	28.430	26.041	30.831	23.877	1'49.179 1'49.179	2	
4	88 D. MOGEDA	ESP	Kawasaki Ninja 400	28.575 +0.082	25.979	30.904 +0.085	23.746	1'49.204 1'49.371	4	0.167
5	8 B. IERACI	ITA	Kawasaki Ninja 400	28.388	26.050 +0.182	30.796	24.023	1'49.257 1'49.439	6	0.182
6	53 P. SVOBODA	CZE	Kawasaki Ninja 400	28.392	26.166	30.915 +0.167	23.823	1'49.296 1'49.463	7	0.167
7	48 J. GARCIA GONZALEZ	ESP	Kove 321 RR-S	28.333	26.058 +0.088	30.945	23.987	1'49.323 1'49.411	5	0.088
8	77 J. OSUNA SAEZ	ESP	Kawasaki Ninja 400	28.427	26.196 +0.049	31.048	23.814	1'49.485 1'49.534	8	0.049
9	56 G. PRATAMA	INA	Yamaha YZF-R3	28.557 +0.031	25.897 +0.061	30.870 +0.030	24.184	1'49.508 1'49.630	9	0.122
10	55 U. CALATAYUD	ESP	Yamaha YZF-R3	28.546 +0.024	25.983	31.024 +0.016	24.149 +0.123	1'49.702 1'49.865	11	0.163
11	9 E. ERCOLANI	ITA	Yamaha YZF-R3	28.475 +0.111	26.161	31.049	24.029	1'49.714 1'49.825	10	0.111
12	23 S. DI SORA	FRA	Yamaha YZF-R3	28.505	26.240	30.926 +0.366	24.182	1'49.853 1'50.219	15	0.366
13	1 J. BUIJS	NED	KTM RC 390 R	28.522	26.164 +0.195	31.192	24.072 +0.075	1'49.950 1'50.220	16	0.270
14	58 I. IGLESIAS BRAVO	ESP	Kawasaki Ninja 400	28.491 +0.020	26.349 +0.061	31.106 +0.099	24.022 +0.004	1'49.968 1'50.152	13	0.184
15	7 L. VENEMAN	NED	Kawasaki Ninja 400	28.615	26.316	31.087 +0.090	23.956	1'49.974 1'50.064	12	0.090
16	91 M. VANNUCCI	ITA	Yamaha YZF-R3	28.419	26.181 +0.208	31.380	24.006 +0.266	1'49.986 1'50.460	20	0.474
17	22 M. GARCIA	ESP	Kove 321 RR-S	28.421	26.259	31.164 +0.307	24.157	1'50.001 1'50.308	18	0.307
18	17 R. BUJMAN	NED	Kawasaki Ninja 400	28.536	26.407 +0.052	31.013 +0.233	24.060	1'50.016 1'50.301	17	0.285
19	26 M. GENNAI	ITA	Kawasaki Ninja 400	28.591	26.363	31.011	24.205	1'50.170 1'50.170	14	
20	62 K. FONTAINHA	BRA	Yamaha YZF-R3	28.581	26.320 +0.211	31.147 +0.155	24.159	1'50.207 1'50.573	22	0.366
21	47 F. SEABRIGHT	GBR	Kawasaki Ninja 400	28.423	26.500	31.181	24.108 +0.133	1'50.212 1'50.345	19	0.133
22	66 P. TONN	GER	KTM RC 390 R	28.634 +0.070	26.175 +0.211	31.211 +0.073	24.196	1'50.216 1'50.570	21	0.354
23	41 R. TRAGNI	ITA	Yamaha YZF-R3	28.649 +0.204	26.255 +0.170	31.133	24.194	1'50.231 1'50.605	23	0.374
24	38 D. SALVADOR	ESP	Yamaha YZF-R3	28.548 +0.261	26.289 +0.176	31.369	24.234 +0.020	1'50.440 1'50.897	25	0.457
25	29 G. ZANNINI	ITA	Kawasaki Ninja 400	28.760 +0.023	26.413	31.149	24.206 +0.130	1'50.528 1'50.681	24	0.153
26	80 G. MANSO	BRA	Yamaha YZF-R3	28.945	26.312 +0.260	31.367 +0.254	24.392	1'51.016 1'51.530	28	0.514
27	25 M. MARTELLA	ITA	Kawasaki Ninja 400	28.809 +0.234	26.541	31.542	24.282	1'51.174 1'51.408	26	0.234
28	19 N. PLAZZI	ITA	Kawasaki Ninja 400	28.754 +0.423	26.829 +0.389	31.345 +0.073	24.318	1'51.246 1'52.131	30	0.885
29	24 M. AGAZZI	ITA	Yamaha YZF-R3	28.846 +0.185	26.457	31.655	24.376	1'51.334 1'51.519	27	0.185
30	71 I. BOLANO HERNANDEZ	ESP	Kawasaki Ninja 400	29.008 +0.299	26.686 +0.400	31.243 +0.681	24.483	1'51.420 1'52.800	32	1.380
31	5 M. BONETTI	ITA	Kawasaki Ninja 400	28.941 +0.259	26.626 +0.277	31.460	24.530 +0.024	1'51.557 1'52.117	29	0.560
32	18 V. FLEMING	THA	Kawasaki Ninja 400	29.021 +0.075	26.799	32.177 +0.099	24.557	1'52.554 1'52.728	31	0.174
33	11 F. NOVOTNY	CZE	Kawasaki Ninja 400	29.668 +0.051	27.355 +0.038	32.396	24.914 +0.094	1'54.333 1'54.516	33	0.183
34	27 C. CLARK	USA	Kawasaki Ninja 400	30.020	27.667	32.670	25.427 +0.062	1'55.784 1'55.846	34	0.062
Overall Ideal Time				28.107	25.897	30.618	23.746	1'48.368		

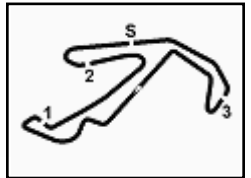
14/06/2024

These data/results cannot be reproduced, stored and/or transmitted in whole or in part by any manner of electronic, mechanical, photocopying, recording, broadcasting or otherwise now known or herein after developed without the previous express consent by the copyright owner, except for reproduction in daily press and regular printed publications on sale to the public within 60 days of the event related to those data/results and always provided that copyright symbol appears together as follows below.

© DORNA WSBK ORGANIZATION Srl 2024

FIGR PERUGIA TIMING





Pirelli Emilia-Romagna Round, 14-16 June 2024
Chronological Analysis Free Practice

1° 57 A. MAHENDRA [1'48.979]							
Lap	Seg.1	Seg.2	Seg.3	Seg.4	Lap Time	km/h	Local Time
1							
2	43.619	27.942	32.560	25.262	2'09.383P	174,2	9:42'33.969
3	28.993	26.666	31.416	24.295	1'51.370	176,2	9:44'25.339
4	28.646	26.482	30.777	24.359	1'50.264	181,2	9:46'15.603
5	28.523	26.271	31.338	24.548	1'50.680	177,9	9:48'06.283
6	28.308	26.425	31.150	24.374	1'50.257	177,9	9:49'56.540
7	28.250	26.290	30.793	24.038	1'49.371	179,1	9:51'45.911
8	30.439	26.748	31.562	2'10.064	3'38.813P	180,0	9:55'24.724
9	42.766	26.879	31.649	24.659	2'05.953P	179,7	9:57'30.677
10	28.146	25.938	31.019	24.062	1'49.165	180,3	9:59'19.842
11	28.207	25.958	30.704	24.110	1'48.979	184,3	10:01'08.821
12	30.086	32.438	33.751	26.470	2'02.745	178,8	10:03'11.566
13	28.107	26.300	31.083	23.991	1'49.481	178,2	10:05'01.047

5° 48 J. GARCIA GONZALEZ [1'49.411]							
Lap	Seg.1	Seg.2	Seg.3	Seg.4	Lap Time	km/h	Local Time
1							
2	29.676	26.674	31.761	24.617	1'52.728	179,1	9:44'00.505
3	29.112	27.065	32.166	26.964	1'55.307	170,6	9:45'55.812
4	34.113	29.235	31.347	25.695	2'00.390	184,9	9:47'56.202
5	29.305	26.144	31.381	24.402	1'51.232	183,1	9:49'47.434
6	29.871	26.894	31.437	4'03.769	5'31.971P	185,2	9:55'19.405
7	43.008	26.236	33.756	29.001	2'12.001P	174,8	9:57'31.406
8	28.333	26.146	30.945	23.987	1'49.411	183,1	9:59'20.817
9	28.395	26.058	31.388	24.134	1'49.975	178,5	10:01'10.792
10	28.584	26.149	31.119	24.033	1'49.885	183,7	10:03'00.677
11	28.952	30.594	31.353	24.323	1'55.222	180,6	10:04'55.899
12	29.147	26.641	31.723	24.405	1'51.916	180,0	10:06'47.815

2° 43 M. GAGGI [1'49.179]							
Lap	Seg.1	Seg.2	Seg.3	Seg.4	Lap Time	km/h	Local Time
1							
2	43.976	28.211	32.678	25.218	2'10.083P	178,5	9:42'34.081
3	29.173	27.116	32.089	24.265	1'52.643	173,1	9:44'26.724
4					8'50.882P		9:53'17.606
5	44.056	27.076	31.703	24.151	2'06.986P	175,3	9:55'24.592
6	29.094	26.552	33.419	30.310	1'59.375	156,1	9:57'23.967
7	28.843	26.229	31.459	24.067	1'50.598	172,8	9:59'14.565
8	32.966	26.248	31.287	24.097	1'54.598C	182,1	10:01'09.163
9	28.516	26.422	31.349	29.144	1'55.431	176,8	10:03'04.594
10	28.430	26.041	30.831	23.877	1'49.179	184,3	10:04'53.773
11	28.451	26.257	30.962	24.061	1'49.731	180,6	10:06'43.504

6° 8 B. IERACI [1'49.439]							
Lap	Seg.1	Seg.2	Seg.3	Seg.4	Lap Time	km/h	Local Time
1							
2	28.970	27.127	31.772	24.596	1'52.465	175,3	9:43'58.290
3	28.670	26.878	31.635	24.302	1'51.485	175,0	9:45'49.775
4	28.655	26.777	31.686	24.386	1'51.504	176,2	9:47'41.279
5	30.381	28.737	31.948	39.790	2'10.856P	177,6	9:49'52.135
6	2'21.734	27.189	32.458	25.282	3'46.663P	180,6	9:53'38.798
7	28.417	26.050	31.317	24.100	1'49.884	179,1	9:55'28.682
8	28.446	26.494	31.167	24.098	1'50.205	177,3	9:57'18.887
9	38.124	30.361	31.156	24.046	2'03.687	179,4	9:59'22.574
10	28.423	26.248	31.104	24.128	1'49.903	178,2	10:01'12.477
11	28.388	26.232	30.796	24.023	1'49.439	180,6	10:03'01.916
12	28.398	26.412	31.334	24.110	1'50.254	179,7	10:04'52.170
13	37.268	28.194	32.437	24.953	2'02.852	175,9	10:06'55.022

3° 31 E. BARTOLINI [1'49.254]							
Lap	Seg.1	Seg.2	Seg.3	Seg.4	Lap Time	km/h	Local Time
1							
2	29.324	26.160	30.966	24.129	1'50.579	181,8	9:44'01.204
3	29.530	27.057	32.079	24.698	1'53.364	178,2	9:45'54.568
4	29.692	26.994	31.671	25.003	1'53.360	181,8	9:47'47.928
5	29.565	27.509	31.634	24.516	1'53.224	177,3	9:49'41.152
6	29.286	27.085	32.015	24.633	1'53.019	173,9	9:51'34.171
7	29.134	26.374	31.337	24.264	1'51.109	179,7	9:53'25.280
8	29.341	31.940	32.523	24.695	1'58.499	175,9	9:55'23.779
9	28.673	26.479	31.382	24.145	1'50.679	176,2	9:57'14.458
10	28.722	26.753	32.219	2'15.036	3'42.730P	174,8	10:00'57.188
11	46.394	26.778	31.293	24.066	2'08.531CP	181,5	10:03'05.719
12	28.318	26.076	30.926	23.934	1'49.254	181,8	10:04'54.973
13	28.546	26.088	30.618	24.143	1'49.395	183,1	10:06'44.368

7° 53 P. SVOBODA [1'49.463]							
Lap	Seg.1	Seg.2	Seg.3	Seg.4	Lap Time	km/h	Local Time
1							
2	49.684	28.135	32.097	25.823	2'15.739P	181,2	9:42'20.293
3	28.934	26.984	31.828	24.567	1'52.313	184,0	9:44'12.606
4	28.870	26.499	31.011	24.561	1'50.941	181,5	9:46'03.547
5	28.939	29.735	30.915	24.467	1'54.056	183,7	9:47'57.603
6	28.635	27.738	31.142	24.092	1'51.607	181,5	9:49'49.210
7	28.844	26.438	30.976	25.336	1'51.594	186,2	9:51'40.804
8	29.416	33.238	31.617	25.412	1'59.683	180,3	9:53'40.487
9	29.074	26.309	30.963	23.886	1'50.232	181,2	9:55'30.719
10	32.296	26.570	31.560	23.999	1'54.425	178,2	9:57'25.144
11	28.514	26.400	31.633	23.884	1'50.431	177,0	9:59'15.575
12	28.810	26.802	31.581	31.289	1'58.482	177,9	10:01'14.057
13	28.752	26.419	31.131	24.060	1'50.362	178,2	10:03'04.419
14	28.392	26.166	31.082	23.823	1'49.463	181,5	10:04'53.882
15	28.977	26.359	31.174	24.049	1'50.559	179,7	10:06'44.441

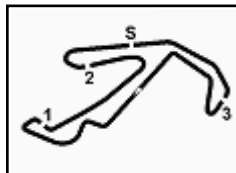
4° 88 D. MOGEDA [1'49.371]							
Lap	Seg.1	Seg.2	Seg.3	Seg.4	Lap Time	km/h	Local Time
1							
2	29.919	26.692	31.281	24.326	1'52.218	181,5	9:44'14.147
3	29.096	26.455	31.121	24.097	1'50.769	180,3	9:46'04.916
4	28.787	26.266	31.239	24.852	1'51.144	187,2	9:47'56.060
5	29.081	28.250	31.164	24.228	1'52.723	183,1	9:49'48.783
6	28.991	26.303	31.041	24.865	1'51.200	181,5	9:51'39.983
7	32.573	29.567	31.856	25.327	1'59.323C	177,3	9:53'39.306
8	29.037	26.236	31.526	26.070	1'52.869	182,1	9:55'32.175
9	28.771	26.119	31.245	24.079	1'50.214	181,5	9:57'22.389
10	32.937	27.605	35.197	25.281	2'01.020	156,1	9:59'23.409
11	28.575	26.173	30.904	24.050	1'49.702	182,4	10:01'13.111
12	28.657	25.979	30.989	23.746	1'49.371	180,0	10:03'02.482
13	28.610	26.188	30.972	24.119	1'49.889C	184,0	10:04'52.371
14	33.572	29.930	31.533	23.986	1'59.021	178,5	10:06'51.392

8° 77 J. OSUNA SAEZ [1'49.534]							
Lap	Seg.1	Seg.2	Seg.3	Seg.4	Lap Time	km/h	Local Time
1							
2	47.522	28.012	32.727	25.470	2'13.731P	179,1	9:42'21.745
3	30.224	26.900	31.129	24.251	1'52.504	183,1	9:44'14.249
4	29.352	26.435	31.374	24.107	1'51.268	184,6	9:46'05.517
5	28.710	26.671	31.171	24.393	1'50.945	180,9	9:47'56.462
6	28.929	26.862	31.331	40.975	2'08.097P	183,4	9:50'04.559
7	2'07.698	27.631	32.766	25.504	3'33.599P	178,2	9:53'38.158
8	28.589	26.317	31.981	25.437	1'52.324	177,0	9:55'30.482
9	30.846	26.196	31.266	24.383	1'52.691	179,4	9:57'23.173
10	29.337	28.621	32.384	24.253	1'54.595	176,2	9:59'17.768

14/06/2024 P = Pits In/Out - C = Lap Time Cancelled

These data/results cannot be reproduced, stored and/or transmitted in whole or in part by any manner of electronic, mechanical, photocopying, recording, broadcasting or otherwise now known or herein after developed without the previous express consent by the copyright owner, except for reproduction in daily press and regular printed publications on sale to the public within 60 days of the event related to those data/results and always provided that copyright symbol appears together as follows below.

© DORNA WSBK ORGANIZATION Srl 2024



Misano Circuit Sic 58.4226 m

2 / 5

Pirelli Emilia-Romagna Round, 14-16 June 2024
Chronological Analysis Free Practice

11	34.378	27.510	31.531	24.021	1'57.440	175,3	10:01'15.208
12	28.606	26.218	31.219	23.910	1'49.953	177,9	10:03'05.161
13	28.427	26.245	31.048	23.814	1'49.534	179,7	10:04'54.695
14	28.653	26.998	31.406	24.572	1'51.629	183,1	10:06'46.324

13° 58 I. IGLESIAS BRAVO [1'50.152]

Lap	Seg1	Seg2	Seg3	Seg4	Lap Time	km/h	Local Time
1							
2	51.501	29.027	33.145	25.198	2'18.871CP	179,1	9:42'21.081
3	29.945	26.839	31.310	24.334	1'52.428	182,7	9:44'13.509
4	28.782	26.575	31.106	24.026	1'50.489	180,9	9:46'03.998
5	28.982	26.730	31.188	38.015	2'04.915P	183,1	9:48'08.913
6	2'41.414	26.720	31.302	24.379	4'03.815CP	182,1	9:52'12.728
7	28.554	26.550	31.265	24.223	1'50.592	179,1	9:54'03.320
8	28.610	26.603	33.237	26.470	1'54.920C	156,3	9:55'58.240
9	28.626	26.349	31.156	24.099	1'50.230	179,7	9:57'48.470
10	28.491	26.445	31.260	24.163	1'50.359	177,0	9:59'38.829
11	30.573	26.545	31.248	24.022	1'52.388	177,6	10:01'31.217
12	28.651	27.227	31.675	24.472	1'52.025	180,3	10:03'23.242
13	28.511	26.410	31.205	24.026	1'50.152	177,3	10:05'13.394

9° 56 G. PRATAMA [1'49.630]

Lap	Seg1	Seg2	Seg3	Seg4	Lap Time	km/h	Local Time
1							
2	50.504	29.290	33.709	28.608	2'22.111P	177,6	9:42'26.276
3	29.201	26.368	31.676	24.749	1'51.994	186,9	9:44'18.270
4	29.131	26.073	30.940	24.529	1'50.673	183,7	9:46'08.943
5	29.000	27.950	31.756	3'52.796	5'21.502P	180,0	9:51'30.445
6	50.899	27.159	31.815	24.520	2'14.393P	177,0	9:53'44.838
7	28.739	26.430	31.282	24.421	1'50.872	177,6	9:55'35.710
8	28.661	26.090	30.870	24.230	1'49.851	181,8	9:57'25.561
9	28.572	26.112	32.152	26.194	1'53.030	176,5	9:59'18.591
10	28.557	25.897	31.199	24.192	1'49.845	178,8	10:01'08.436
11	28.968	33.480			2'03.689	179,1	10:03'12.125
12	28.588	25.958	30.900	24.184	1'49.630	181,5	10:05'01.755

14° 26 M. GENNAI [1'50.170]

Lap	Seg1	Seg2	Seg3	Seg4	Lap Time	km/h	Local Time
1							
2	29.739	27.085	31.963	24.974	1'53.761	183,7	9:44'11.449
3	29.087	26.657	31.640	25.085	1'52.469C	186,2	9:46'03.918
4	29.410	26.476	31.290	24.891	1'52.067	186,9	9:47'55.985
5	28.937	26.488	31.477	24.478	1'51.380	180,3	9:49'47.365
6	28.971	26.807	31.574	42.609	2'09.961P	177,9	9:51'57.326
7	6'06.040	26.900	31.411	24.557	7'28.908P	179,7	9:59'26.234
8	28.784	26.791	31.173	24.338	1'51.086	180,0	10:01'17.320
9	28.822	26.372	31.024	24.295	1'50.513	184,0	10:03'07.833
10	28.736	26.392	31.255	24.256	1'50.639	179,7	10:04'58.472
11	28.591	26.363	31.011	24.205	1'50.170	181,5	10:06'48.642

10° 9 E. ERCOLANI [1'49.825]

Lap	Seg1	Seg2	Seg3	Seg4	Lap Time	km/h	Local Time
1							
2	27.799	32.682	25.134			178,5	
3	29.207	26.869	32.030	24.538	1'52.644	173,6	9:44'00.576
4	29.266	26.638	31.581	24.475	1'51.960	175,0	9:45'52.536
5	29.118	26.669	31.766	24.264	1'51.817	173,4	9:47'44.353
6	28.672	26.636	31.505	24.263	1'51.076	175,6	9:49'35.429
7	28.603	26.731	31.790	4'20.214	5'47.338P	173,6	9:55'22.767
8	46.353	26.716	31.246	24.285	2'08.600P	175,9	9:57'31.367
9	28.586	26.161	31.049	24.029	1'49.825	182,4	9:59'21.192
10	28.986	26.452	31.212	24.039	1'50.689	176,8	10:01'11.881
11	28.497	26.439	31.295	23.893	1'50.124C	177,9	10:03'02.005
12	28.475	26.318	31.418	24.044	1'50.255C	181,8	10:04'52.260
13	28.707	26.547	31.808	24.703	1'51.765	175,0	10:06'44.025

15° 23 S. DI SORA [1'50.219]

Lap	Seg1	Seg2	Seg3	Seg4	Lap Time	km/h	Local Time
1							
2	44.551	27.996	32.094	25.828	2'10.469P	181,8	9:42'25.632
3	29.382	26.550	31.645	24.692	1'52.269	181,5	9:44'17.901
4	28.882	26.282	31.223	24.765	1'51.152	180,9	9:46'09.053
5	29.304	26.499	31.308	24.244	1'51.355	177,6	9:48'00.408
6	28.741	26.291	30.926	24.403	1'50.361	181,8	9:49'50.769
7	28.796	26.580	31.285	24.254	1'50.915	177,6	9:51'41.684
8	29.488	27.529	32.537	6'08.277	7'37.831P	171,2	9:59'19.515
9	46.343	27.416	32.880	24.338	2'10.977P	168,2	10:01'30.492
10	29.119	27.788	32.287	24.576	1'53.770	177,9	10:03'24.262
11	28.505	26.240	31.292	24.182	1'50.219	178,2	10:05'14.481

11° 55 U. CALATAYUD [1'49.865]

Lap	Seg1	Seg2	Seg3	Seg4	Lap Time	km/h	Local Time
1							
2	45.868	27.554	32.070	25.824	2'11.316P	178,2	9:42'25.348
3	29.361	26.580	31.651	24.621	1'52.213	180,3	9:44'17.561
4	28.992	26.381	31.480	24.652	1'51.505	179,7	9:46'09.066
5	29.507	26.332	31.024	24.165	1'51.028	183,7	9:48'00.094
6	28.606	26.409	31.455	24.149	1'50.619	180,3	9:49'50.713
7	28.570	25.983	31.040	24.272	1'49.865	180,0	9:51'40.578
8	32.179	26.607	32.404	6'03.756	7'34.946P	179,7	9:59'15.524
9	47.169	28.334	33.534	25.482	2'14.519P	164,6	10:01'30.043
10	29.332	27.796	32.285	24.391	1'53.804	178,5	10:03'23.847
11	28.546	26.311	31.051	24.160	1'50.068	182,1	10:05'13.915

16° 1 J. BUIS [1'50.220]

Lap	Seg1	Seg2	Seg3	Seg4	Lap Time	km/h	Local Time
1							
2	45.792	27.550	32.491	25.425	2'11.258P	185,6	9:42'20.439
3	29.332	26.382	31.571	24.375	1'51.660	182,4	9:44'12.099
4	29.002	26.164	31.301	24.314	1'50.781	184,0	9:46'02.880
5	29.407	26.317	31.694	4'21.268	5'48.686P	181,2	9:51'51.566
6	46.499	28.558	32.914	24.595	2'12.566P	171,7	9:54'04.132
7	28.861	26.358	32.730	25.310	1'53.259C	163,1	9:55'57.391
8	28.858	26.432	31.355	24.195	1'50.840	178,5	9:57'48.231
9	29.232	26.542	31.296	24.072	1'51.142	180,6	9:59'39.373
10	28.585	26.189	31.389	24.100	1'50.263	180,0	10:01'29.636
11	29.503	27.731	32.449	24.284	1'53.967	173,1	10:03'23.603
12	28.522	26.359	31.192	24.147	1'50.220	181,8	10:05'13.823

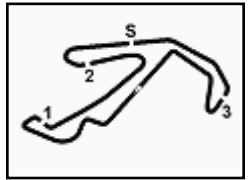
12° 7 L. VENEMAN [1'50.064]

Lap	Seg1	Seg2	Seg3	Seg4	Lap Time	km/h	Local Time
1							
2	28.178	32.335	25.186			181,2	
3	29.624	27.050	31.636	24.476	1'52.786	178,5	9:44'07.191
4	29.067	26.934	31.321	24.275	1'51.597	179,4	9:45'58.788
5	28.909	26.593	31.194	24.304	1'51.000	180,6	9:47'49.788
6	29.165	26.469	31.087	24.274	1'50.995	179,4	9:49'40.783
7	32.392	26.836	31.885	42.539	2'13.652CP	178,5	9:51'54.435
8	4'12.419	27.193	31.461	24.432	5'35.505CP	177,6	9:57'29.940
9	28.733	26.451	31.135	24.178	1'50.497	182,4	9:59'20.437
10	28.615	26.316	31.177	23.956	1'50.064	182,7	10:01'10.501
11	28.707	26.395	31.196	24.155	1'50.453	179,4	10:03'00.954
12	28.940	26.338	31.500	24.227	1'51.005	176,5	10:04'51.959

14/06/2024 P = Pits In/Out - C = Lap Time Cancelled

These data/results cannot be reproduced, stored and/or transmitted in whole or in part by any manner of electronic, mechanical, photocopying, recording, broadcasting or otherwise now known or herein after developed without the previous express consent by the copyright owner, except for reproduction in daily press and regular printed publications on sale to the public within 60 days of the event related to those data/results and always provided that copyright symbol appears together as follows below.

© DORNA WSBK ORGANIZATION Srl 2024



Pirelli Emilia-Romagna Round, 14-16 June 2024
Chronological Analysis Free Practice

17° 17 R. BIJMAN [1'50.301]							
Lap	Seg1	Seg2	Seg3	Seg4	Lap Time	km/h	Local Time
1							
2	46.246	28.424	32.334	25.074	2'12.078CP	179,1	9:42'21.330
3	30.394	27.180	31.639	24.489	1'53.702	179,4	9:44'15.032
4	29.078	26.718	31.013	24.149	1'50.958	182,4	9:46'05.990
5	29.074	26.667	31.600	24.366	1'51.707	178,2	9:47'57.697
6	28.874	26.540	31.287	24.290	1'50.991	178,5	9:49'48.688
7	28.857	26.861	31.331	24.627	1'51.676	180,9	9:51'40.364
8	31.380	27.083	32.806	42.505	2'13.774P	175,3	9:53'54.138
9	4'06.683	27.323	31.770	24.568	5'30.344CP	175,0	9:59'24.482
10	29.272	27.018	32.629	24.488	1'53.407	168,8	10:01'17.889
11	28.676	26.407	31.144	24.286	1'50.513	180,0	10:03'08.402
12	28.536	26.459	31.246	24.060	1'50.301	177,3	10:04'58.703
13	28.622	28.372	32.258	24.422	1'53.674	173,6	10:06'52.377

18° 22 M. GARCIA [1'50.308]							
Lap	Seg1	Seg2	Seg3	Seg4	Lap Time	km/h	Local Time
1							
2	48.630	28.070	33.795	25.266	2'15.761P	181,5	9:42'18.032
3	29.567	26.913	31.505	24.727	1'52.712	179,1	9:44'10.744
4	29.058	26.559	31.423	24.543	1'51.583	178,5	9:46'02.327
5	29.458	27.078	31.164	4'31.982	5'59.682P	183,4	9:52'02.009
6	48.626	27.060	32.157	24.403	2'12.246P	174,2	9:54'14.255
7	28.943	26.647	32.214	25.051	1'52.855	176,2	9:56'07.110
8	28.591	26.639	31.176	24.211	1'50.617	179,7	9:57'57.727
9	28.421	26.259	31.471	24.157	1'50.308	181,2	9:59'48.035
10	28.813	26.772	31.409	24.307	1'51.301	177,6	10:01'39.336
11	28.497	26.502	31.259	24.190	1'50.448	178,2	10:03'29.784
12	28.489	26.890	31.620	24.419	1'51.418	176,5	10:05'21.202

19° 47 F. SEABRIGHT [1'50.345]							
Lap	Seg1	Seg2	Seg3	Seg4	Lap Time	km/h	Local Time
1							
2	48.930	28.881	33.316	25.057	2'16.184P	174,2	9:42'40.743
3	29.442	27.350	31.513	24.375	1'52.680	178,2	9:44'33.423
4	28.746	26.664	31.452	24.483	1'51.345	174,5	9:46'24.768
5	28.524	26.812	31.449	24.526	1'51.311	175,6	9:48'16.079
6	28.759	26.958	31.384	24.249	1'51.350	176,5	9:50'07.429
7	28.533	26.650	31.479	24.343	1'51.005	173,6	9:51'58.434
8	28.575	26.734	31.627	1'44.313	3'11.249P	173,4	9:55'09.683
9	46.317	29.846	32.149	25.031	2'13.343P	181,2	9:57'23.026
10	29.195	27.959	32.235	24.583	1'53.972	174,8	9:59'16.998
11	28.798	26.978	32.159	24.971	1'52.906C	172,0	10:01'09.904
12	28.423	26.500	31.181	24.241	1'50.345	178,5	10:03'00.249
13	28.779	27.171	31.658	24.269	1'51.877C	176,5	10:04'52.126
14	28.553	26.985	31.260	24.108	1'50.906	183,7	10:06'43.032

20° 91 M. VANNUCCI [1'50.460]							
Lap	Seg1	Seg2	Seg3	Seg4	Lap Time	km/h	Local Time
1		28.613	32.575	24.856		177,6	
2	29.391	26.798	31.735	24.976	1'52.900	176,5	9:44'02.958
3	28.912	26.192	32.229	2'49.287	4'16.620P	173,1	9:48'19.578
4	48.315	27.143	32.176	24.542	2'12.176P	173,1	9:50'31.754
5	28.760	26.607	31.874	24.181	1'51.422	172,0	9:52'23.176
6	28.491	26.181	31.623	24.250	1'50.545	173,4	9:54'13.721
7	29.932	26.618	31.953	24.491	1'52.994	174,5	9:56'06.715
8	28.509	26.434	31.558	24.184	1'50.685	172,8	9:57'57.400
9	28.419	26.389	31.380	24.272	1'50.460	172,5	9:59'47.860
10	28.460	26.393	31.574	24.076	1'50.503	172,0	10:01'38.363
11	28.434	26.456	31.559	24.167	1'50.616	172,5	10:03'28.979
12	30.185	26.673	31.452	24.006	1'52.316	174,8	10:05'21.295

21° 66 P. TONN [1'50.570]							
Lap	Seg1	Seg2	Seg3	Seg4	Lap Time	km/h	Local Time
1							
2	45.407	27.847	32.489	25.404	2'11.147P	184,6	9:42'20.975
3	29.881	26.882	31.718	24.753	1'53.234	180,9	9:44'14.209
4	29.290	26.394	31.283	24.354	1'51.321	184,0	9:46'05.530
5	29.175	26.492	31.211	24.386	1'51.264	182,4	9:47'56.794
6	28.969	26.175	31.436	24.451	1'51.031	184,0	9:49'47.825
7	28.940	26.404	31.710	25.316	1'52.370	180,9	9:51'40.195
8	28.984	30.704	32.100	25.149	1'56.937	179,7	9:53'37.132
9	28.923	26.628	32.942	24.428	1'52.921	161,2	9:55'30.053
10	28.831	26.517	32.206	24.655	1'52.209	176,8	9:57'22.262
11	32.364	27.178	31.403	24.514	1'55.459	180,0	9:59'17.721
12	28.991	26.518	31.363	24.346	1'51.218	179,7	10:01'08.939
13	28.634	26.555	31.827	24.575	1'51.591	177,6	10:03'00.530
14	28.943	27.125	31.984	24.243	1'52.295	175,9	10:04'52.825
15	28.704	26.386	31.284	24.196	1'50.570	184,0	10:06'43.395

22° 62 K. FONTAINHA [1'50.573]							
Lap	Seg1	Seg2	Seg3	Seg4	Lap Time	km/h	Local Time
1							
2	54.696	28.871	33.571	25.892	2'23.030P	173,4	9:42'21.069
3	31.791	27.123	32.359	25.129	1'56.402	176,5	9:44'17.471
4	29.541	26.578	31.617	24.586	1'52.322	178,5	9:46'09.793
5	28.965	26.565	31.531	24.505	1'51.566	178,2	9:48'01.359
6	29.052	26.872	31.774	24.643	1'52.341	175,9	9:49'53.700
7	28.971	26.983	31.741	24.532	1'52.227	173,9	9:51'45.927
8	28.839	26.695	31.369	24.466	1'51.369	178,2	9:53'37.296
9	31.441	26.810	31.452	24.434	1'54.137	174,5	9:55'31.433
10	28.782	26.754	31.435	24.578	1'51.549	177,6	9:57'22.982
11	32.908	27.273	34.689	24.471	1'59.341C	166,7	9:59'22.323
12	28.877	26.320	31.147	24.284	1'50.628	177,0	10:01'12.951
13	28.581	26.531	31.302	24.159	1'50.573	176,2	10:03'03.524
14	28.591	26.615	31.417	24.284	1'50.907	176,8	10:04'54.431
15	28.753	26.567	31.589	24.542	1'51.451	176,2	10:06'45.882

23° 41 R. TRAGNI [1'50.605]							
Lap	Seg1	Seg2	Seg3	Seg4	Lap Time	km/h	Local Time
1		28.896	32.363	25.451		175,3	
2	29.447	26.762	31.812	24.849	1'52.870	176,5	9:44'03.096
3	29.275	26.437	31.274	24.791	1'51.777	180,0	9:45'54.873
4	29.661	26.705	31.512	25.232	1'53.110	178,2	9:47'47.983
5	33.406	27.354	32.770	1'51.608	3'25.138P	175,9	9:51'13.121
6	51.841	34.570	32.905	25.756	2'25.072P	178,2	9:53'38.193
7	29.247	26.255	31.575	24.410	1'51.487	186,5	9:55'29.680
8	28.825	26.582	31.947	25.034	1'52.388	175,9	9:57'22.068
9	34.096	28.429	32.483	24.656	1'59.664	179,1	9:59'21.732
10	29.001	26.620	31.490	24.705	1'51.816	181,5	10:01'13.548
11	29.593	26.832	31.672	24.416	1'52.513	177,0	10:03'06.061
12	28.649	26.494	31.221	24.351	1'50.715	179,7	10:04'56.776
13	28.853	26.425	31.133	24.194	1'50.605	181,8	10:06'47.381

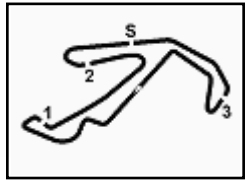
24° 29 G. ZANNINI [1'50.681]							
Lap	Seg1	Seg2	Seg3	Seg4	Lap Time	km/h	Local Time
1		27.857	33.011	25.432		C	179,4
2	29.527	26.707	31.914	24.278	1'52.426	177,6	9:44'00.897
3	29.345	26.509	31.624	24.206	1'51.684	180,3	9:45'52.581
4	30.625	31.709	31.635	24.782	1'58.751	179,4	9:47'51.332
5	29.185	26.522			1'58.883	179,4	9:49'50.215
6	28.783	26.413	31.149	24.336	1'50.681	182,1	9:51'40.896
7	30.286	27.627	32.605	25.277	1'55.795	179,7	9:53'36.691

14/06/2024

P = Pits In/Out - C = Lap Time Cancelled

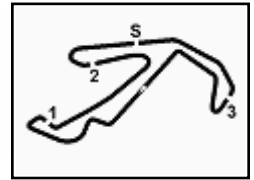
These data/results cannot be reproduced, stored and/or transmitted in whole or in part by any manner of electronic, mechanical, photocopying, recording, broadcasting or otherwise now known or herein after developed without the previous express consent by the copyright owner, except for reproduction in daily press and regular printed publications on sale to the public within 60 days of the event related to those data/results and always provided that copyright symbol appears together as follows below.

© DORNA WSBK ORGANIZATION Srl 2024



Pirelli Emilia-Romagna Round, 14-16 June 2024
Chronological Analysis Free Practice

8	29.181	27.091	32.768	24.397	1'53.437	176,8	9:55'30.128	10	28.945	26.887						180,9
9	29.103	26.508	31.452	24.885	1'51.948	182,7	9:57'22.076									
10	34.707	27.472	31.893	24.296	1'58.368	174,5	9:59'20.444									
11	32.065	30.207	31.594	24.684	1'58.550	177,0	10:01'18.994									
12	28.779	26.836	31.679	25.420	1'52.714	177,6	10:03'11.708									
13	28.760	27.258	32.180	24.757	1'52.955	175,3	10:05'04.663									
25° 38 D. SALVADOR [1'50.897]																
Lap	Seg1	Seg2	Seg3	Seg4	Lap Time	km/h	Local Time									
1		28.543	32.263	24.865		182,1										
2	29.483	26.666	31.952	25.095	1'53.196	182,1	9:44'03.037									
3	29.451	26.289	31.563	24.438	1'51.741	178,2	9:45'54.778									
4	29.383	26.652	31.803	27.692	1'55.530	174,8	9:47'50.308									
5	28.809	26.465	31.369	24.254	1'50.897	183,4	9:49'41.205									
6	29.079	26.745	31.826	24.615	1'52.265	173,4	9:51'33.470									
7	29.022	26.742	34.331	27.126	1'57.221	145,2	9:53'30.691									
8	28.882	26.622	31.912	24.245	1'51.661	173,9	9:55'22.352									
9	28.548	27.016	39.426	26.033	2'01.023	161,7	9:57'23.375									
10	29.259	26.555	31.448	24.370	1'51.632	177,9	9:59'15.007									
11	28.624	26.669	31.622	24.288	1'51.203	173,4	10:01'06.210									
12	28.563	26.734	31.956	24.234	1'51.487	172,0	10:02'57.697									
13	28.659	26.868	31.745	24.462	1'51.734	173,6	10:04'49.431									
14	28.698	26.829	31.722	24.273	1'51.522	174,2	10:06'40.953									
29° 5 M. BONETTI [1'52.117]																
Lap	Seg1	Seg2	Seg3	Seg4	Lap Time	km/h	Local Time									
1			28.973	34.227	26.351		174,8									
2	29.987	27.538	32.168	25.325	1'55.018	178,8	9:44'13.430									
3	29.647	27.374	31.641	24.730	1'53.392	181,2	9:46'06.822									
4	29.480	26.939	31.797	24.732	1'52.948	178,8	9:47'59.770									
5	29.200	26.903	31.460	24.554	1'52.117	179,4	9:49'51.887									
6	28.941	26.959	31.722	24.572	1'52.194	176,2	9:51'44.081									
7	29.162	26.870	31.952	25.438	1'53.422	179,1	9:53'37.503									
8	29.429	26.626	32.318	24.530	1'52.903	183,1	9:55'30.406									
9	29.019	26.635	32.128			182,1										
30° 19 N. PLAZZI [1'52.131]																
Lap	Seg1	Seg2	Seg3	Seg4	Lap Time	km/h	Local Time									
1																
2	46.602	28.673	32.993	26.075	2'14.343P	170,9	9:42'28.537									
3	29.687	26.877	31.960	24.690	1'53.214	175,3	9:44'21.751									
4	29.214	26.949	31.927	24.873	1'52.963	175,9	9:46'14.714									
5	29.177	27.218	31.418	24.318	1'52.131	178,2	9:48'06.845									
6	28.754	27.651	32.045	3'33.881	5'02.331P	176,5	9:53'09.176									
7	51.357	27.203	32.091	24.526	2'15.177P	173,6	9:55'24.353									
8	30.066	27.279	32.578	24.581	1'54.504	169,5	9:57'18.857									
9	29.206	27.038	32.101	24.406	1'52.751	172,2	9:59'11.608									
10	29.516	27.762	33.315	25.188	1'55.781	175,6	10:01'07.389									
11	29.055	26.829	31.991	24.400	1'52.275	172,5	10:02'59.664									
12	29.598	27.151	32.050	24.639	1'53.438	179,1	10:04'53.102									
13	29.622	27.127	31.345	25.353	1'53.447	180,6	10:06'46.549									
31° 18 V. FLEMING [1'52.728]																
Lap	Seg1	Seg2	Seg3	Seg4	Lap Time	km/h	Local Time									
1																
2	48.785	29.781	34.068	26.222	2'18.856P	173,1	9:42'37.764									
3	30.870	28.044	33.116	25.250	1'57.280	175,9	9:44'35.044									
4	29.988	27.552	32.478	25.277	1'55.295	174,2	9:46'30.339									
5	29.644	27.624	32.744	25.108	1'55.120	174,2	9:48'25.459									
6	29.571	27.178	32.385	24.904	1'54.038	173,6	9:50'19.497									
7	29.584	27.351	32.648	25.216	1'54.799	173,6	9:52'14.296									
8	29.639	27.217	32.414	24.685	1'53.955	173,1	9:54'08.251									
9	29.345	27.228	32.467	24.707	1'53.747	172,2	9:56'01.998									
10	29.219	27.229	32.253	25.020	1'53.721	174,5	9:57'55.719									
11	29.213	27.221	32.177	24.563	1'53.174	177,3	9:59'48.893									
12	29.096	26.799	32.276	24.557	1'52.728	173,9	10:01'41.621									
13	29.021	27.179	32.431	24.566	1'53.197	172,0	10:03'34.818									
14	29.133	27.183	32.295	24.745	1'53.356	172,5	10:05'28.174									
32° 71 I. BOLANO HERNANDEZ [1'52.800]																
Lap	Seg1	Seg2	Seg3	Seg4	Lap Time	km/h	Local Time									
1																
2	51.296	29.419	33.711	25.968	2'20.394P	176,8	9:42'22.887									
3	30.685	27.981	32.626	26.087	1'57.379	182,1	9:44'20.266									
4	30.051	27.698	32.221	25.403	1'55.373	179,4	9:46'15.639									
5	30.156	27.356	32.295	25.456	1'55.263	175,0	9:48'10.902									
6	29.607	27.634	32.387	25.123	1'54.751	173,9	9:50'05.653									
7	29.502	27.630	31.775	24.791	1'53.698	175,9	9:51'59.351									
8	29.352	27.314	32.229	42.980	2'11.875P	172,8	9:54'11.226									
9	1'38.994	28.289	39.312	24.960	3'11.555P	156,7	9:57'22.781									
10	30.357	27.242	31.774	24.621	1'53.994	182,1	9:59'16.775									
11	29.349	26.884	32.263	24.590	1'53.086C	180,0	10:01'09.861									
12	29.036	27.058	31.595	24.350	1'52.039C	176,8	10:03'01.900									
13	29.008	26.686	31.243	24.432	1'51.369C	180,6	10:04'53.269									
25° 25 M. MARTELLA [1'51.408]																
Lap	Seg1	Seg2	Seg3	Seg4	Lap Time	km/h	Local Time									
1																
2	47.318	28.720	33.347	25.269	2'14.654CP	170,9	9:42'40.487									
3	29.361	26.967	32.508	24.344	1'53.180	170,3	9:44'33.667									
4	28.876	26.754	31.685	24.350	1'51.665	173,9	9:46'25.332									
5	28.869	26.785	31.838	24.310	1'51.802	174,2	9:48'17.134									
6	29.035	26.943	32.021	3'20.193	4'48.192P	174,2	9:53'05.326									
7	45.758	28.440	32.905	24.591	2'11.694CP	169,8	9:55'17.020									
8	29.133	27.106	32.403	29.628	1'58.270	168,5	9:57'15.290									
9	28.996	26.864	32.037	24.398	1'52.295	171,7	9:59'07.585									
10	29.162	30.171	32.625	24.621	1'56.579	168,5	10:01'04.164									
11	29.108	38.511	32.202	24.412	2'04.233	172,8	10:03'08.397									
12	29.043	26.541	31.542	24.282	1'51.408	175,6	10:04'59.805									
13	28.809	27.295	32.492	24.438	1'53.034	176,2	10:06'52.839									
27° 24 M. AGAZZI [1'51.519]																
Lap	Seg1	Seg2	Seg3	Seg4	Lap Time	km/h	Local Time									
1		28.774	32.580	25.388		178,8										
2	29.756	26.860	31.964	24.825	1'53.405	177,9	9:44'01.899									
3	29.424	26.609	31													



Pirelli Emilia-Romagna Round, 14-16 June 2024
Chronological Analysis Free Practice

14 29.307 27.086 31.924 **24.483** **1'52.800** 174,2 10:06'46.069

33° 11 F. NOVOTNY (1'54.516)							
Lap	Seg.1	Seg.2	Seg.3	Seg.4	Lap Time	km/h	Local Time
1		30.843	35.055	27.203		172,5	
2	31.701	27.964	33.030	25.544	1'58.239	175,3	9:44'17.886
3	30.455	27.681	33.108	25.601	1'56.845	173,9	9:46'14.731
4	31.413	27.355	32.601	25.494	1'56.863	177,0	9:48'11.594
5	30.058	27.711	32.773	25.368	1'55.910	175,6	9:50'07.504
6	29.865	29.518	33.068	25.492	1'57.943	172,8	9:52'05.447
7	30.107	27.724	35.447	25.191	1'58.469	168,2	9:54'03.916
8	29.774	27.491	32.943	25.029	1'55.237	172,8	9:55'59.153
9	29.784	27.721	33.760	25.563	1'56.828	170,3	9:57'55.981
10	29.719	27.393	32.396	25.008	1'54.516	175,0	9:59'50.497
11	29.668	27.430	32.660	25.171	1'54.929	171,4	10:01'45.426
12	29.692	27.551	32.572	25.080	1'54.895	172,5	10:03'40.321
13	29.724	28.964	32.716	24.914	1'56.318	172,0	10:05'36.639

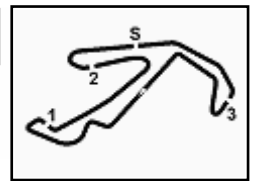
34° 27 C. CLARK (1'55.846)							
Lap	Seg.1	Seg.2	Seg.3	Seg.4	Lap Time	km/h	Local Time
1		29.409	34.610	26.667		177,3	
2	32.185	27.805	33.145	26.102	1'59.237	177,0	9:44'20.115
3	30.870	27.970	33.010	25.656	1'57.506	175,6	9:46'17.621
4	30.416	27.728	32.896	25.823	1'56.863	175,3	9:48'14.484
5	30.547	31.734	33.466	26.162	2'01.909	173,9	9:50'16.393
6	30.715	28.098	33.229	25.783	1'57.825	172,0	9:52'14.218
7	31.236	28.276	33.327	25.991	1'58.830	169,8	9:54'13.048
8	30.887	27.682	33.013	25.606	1'57.188	173,6	9:56'10.236
9	30.420	27.929	32.965	25.744	1'57.058	172,5	9:58'07.294
10	30.522	27.782	32.990	25.480	1'56.774	169,0	10:00'04.068
11	30.205	27.979	32.998	25.494	1'56.676	171,4	10:02'00.744
12	30.333	28.049	32.723	25.427	1'56.532	171,4	10:03'57.276
13	30.020	27.667	32.670	25.489	1'55.846	172,5	10:05'53.122

14/06/2024

P = Pits In/Out - C = Lap Time Cancelled

These data/results cannot be reproduced, stored and/or transmitted in whole or in part by any manner of electronic, mechanical, photocopying, recording, broadcasting or otherwise now known or herein after developed without the previous express consent by the copyright owner, except for reproduction in daily press and regular printed publications on sale to the public within 60 days of the event related to those data/results and always provided that copyright symbol appears together as follows below.

© DORNA WSBK ORGANIZATION Srl 2024

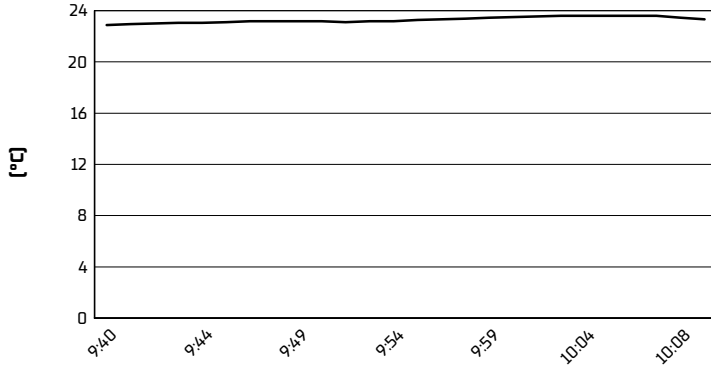


Misano Circuit Sic 58.4.226 m

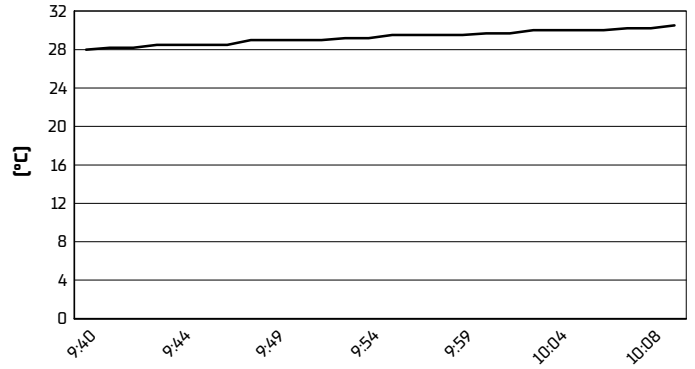
Pirelli Emilia-Romagna Round, 14-16 June 2024
Weather Report Free Practice

Session started 09:40 - Session ended 10:10

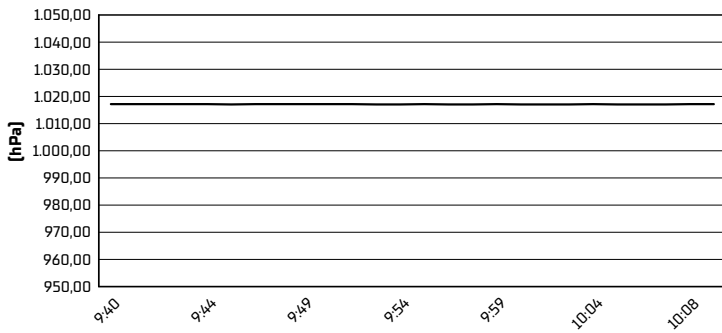
Air Temperature



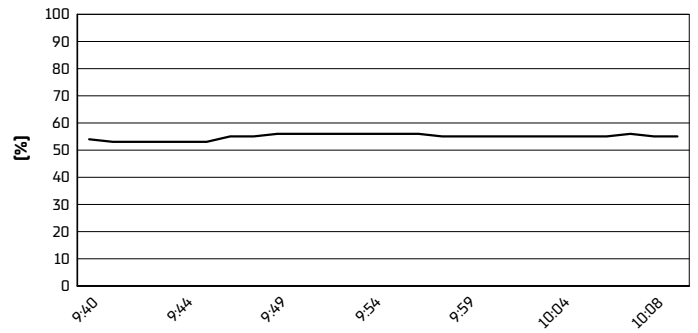
Track Temperature



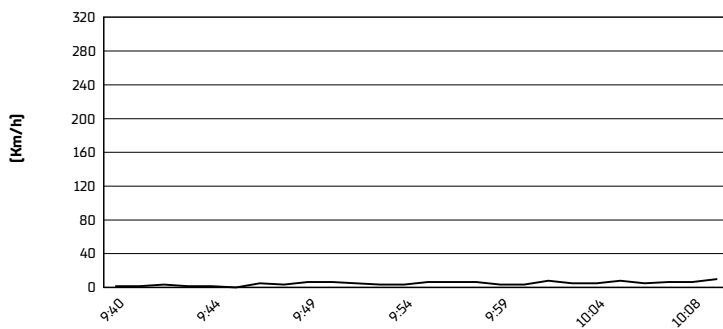
Air Pressure



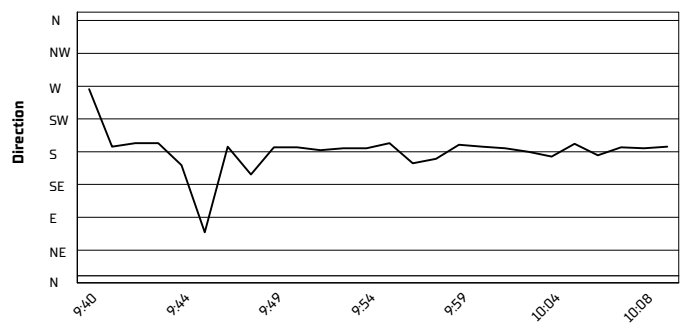
Humidity



Wind Speed



Wind Direction



14/06/2024

These data/results cannot be reproduced, stored and/or transmitted in whole or in part by any manner of electronic, mechanical, photocopying, recording, broadcasting or otherwise now known or herein after developed without the previous express consent by the copyright owner, except for reproduction in daily press and regular printed publications on sale to the public within 60 days of the event related to those data/results and always provided that copyright symbol appears together as follows below.

© DORNA WSBK ORGANIZATION Srl 2024